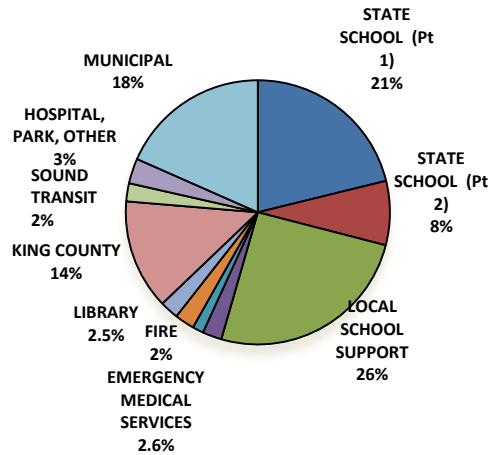


2019

**PROPERTY TAXES
LEVIED IN
MUNICIPALITIES**

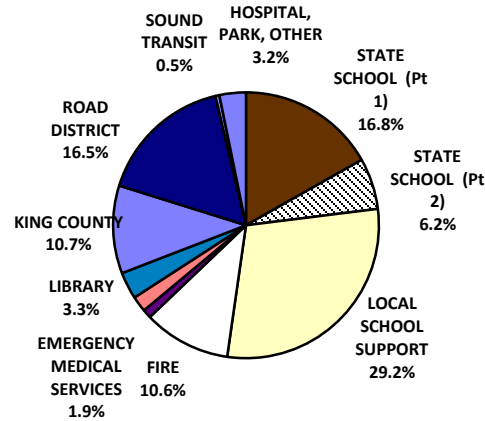


Tax dollars

State School Support (Part 1)	\$1,065,280,496
State School Support (Part2)	395,048,996
Local School Support	1,280,950,450
Municipal	925,320,779
Road District	----
King County	677,554,145
Port	68,200,571
Emergency Medical Services	120,975,239
Sound Transit	111,497,352
Fire	118,558,629
Library	115,037,977
Hospital	44,548,483
Park and Recreation	56,246,516
Water	----
Sewer	----
Flood Zone	53,710,905
##### Cemetery	----
Total	<u><u>\$5,032,930,538</u></u>

2019

**PROPERTY TAXES
LEVIED IN
UNINCORPORATED
AREAS**

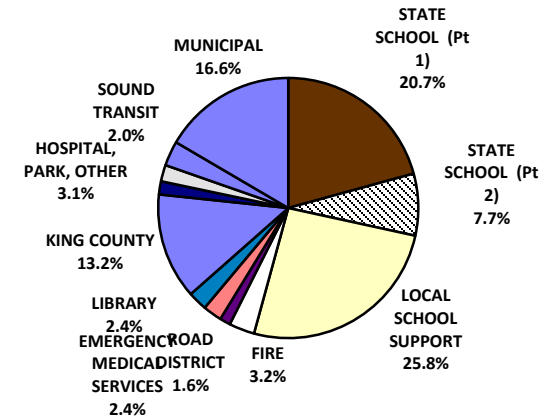


Tax dollars

State School Support (Part 1)	\$93,102,008
State School Support (Part2)	34,405,141
Local School Support	161,953,986
Municipal	----
Road District	91,210,957
King County	59,202,188
Port	5,961,194
Emergency Medical Services	10,576,316
Regional Sound Transit	2,726,552
Fire	58,702,103
Library	18,181,806
Hospital	10,014,348
Park and Recreation	2,964,311
Water	----
Sewer	----
Flood Zone	4,694,792
Cemetery	116,419
Total	<u><u>\$553,812,124</u></u>

2019

**PROPERTY TAXES
LEVIED IN
KING COUNTY**



Tax dollars

State School Support (Part 1)	\$1,158,382,504
State School Support (Part2)	429,454,137
Local School Support	1,442,904,436
Municipal	925,320,779
Road District	91,210,957
King County	736,756,333
Port	74,161,765
Emergency Medical Services	131,551,555
Regional Sound Transit	114,223,905
Fire	177,260,732
Library	133,219,784
Hospital	54,562,831
Park and Recreation	59,210,828
Water	----
Sewer	----
Flood Zone	58,405,698
Cemetery	116,419
Total	<u><u>\$5,586,742,662</u></u>