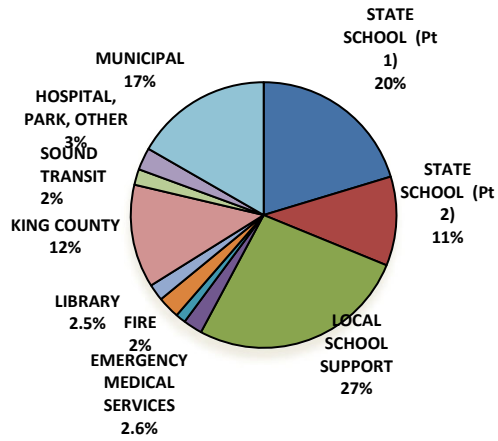


2021

**PROPERTY TAXES  
LEVIED IN  
MUNICIPALITIES**

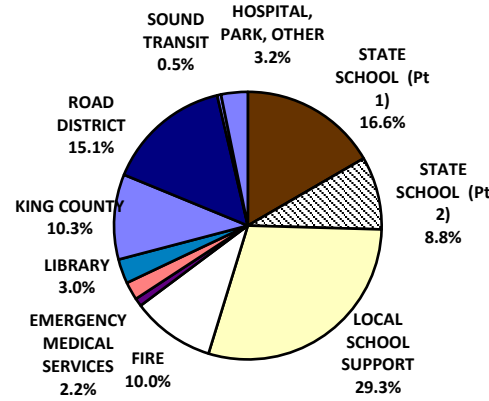


Tax dollars

State School Support (Part 1)	\$1,216,618,214
State School Support (Part2)	648,185,002
Local School Support	1,594,535,761
Municipal	1,000,221,294
Road District	0
King County	753,231,226
Port	72,461,408
Emergency Medical Services	160,179,014
Sound Transit	115,315,077
Fire	140,218,696
Library	121,718,927
Hospital	46,768,497
Park and Recreation	59,948,703
Water	0
Sewer	0
Flood Zone	53,868,951
Cemetery	0
<b>Total</b>	<b>\$5,983,270,768</b>

2021

**PROPERTY TAXES  
LEVIED IN  
UNINCORPORATED  
AREAS**

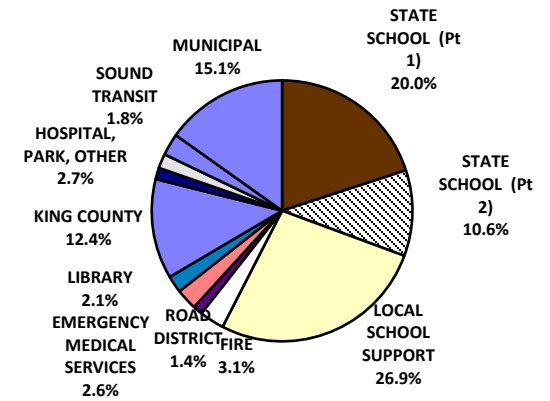


Tax dollars

State School Support (Part 1)	\$104,203,590
State School Support (Part2)	55,304,090
Local School Support	183,378,633
Municipal	0
Road District	94,572,807
King County	64,462,475
Port	6,207,108
Emergency Medical Services	13,725,344
Regional Sound Transit	2,841,963
Fire	62,703,347
Library	18,493,333
Hospital	12,078,113
Park and Recreation	3,421,739
Water	0
Sewer	0
Flood Zone	4,614,439
Cemetery	119,347
<b>Total</b>	<b>\$626,126,328</b>

2021

**PROPERTY TAXES  
LEVIED IN  
KING COUNTY**



Tax dollars

State School Support (Part 1)	\$1,320,821,804
State School Support (Part2)	703,489,092
Local School Support	1,777,914,395
Municipal	1,000,221,294
Road District	94,572,807
King County	817,693,701
Port	78,668,517
Emergency Medical Services	173,904,358
Regional Sound Transit	118,157,039
Fire	202,922,043
Library	140,212,260
Hospital	58,846,609
Park and Recreation	63,370,441
Water	---
Sewer	---
Flood Zone	58,483,390
Cemetery	119,347
<b>Total</b>	<b>\$6,609,397,096</b>