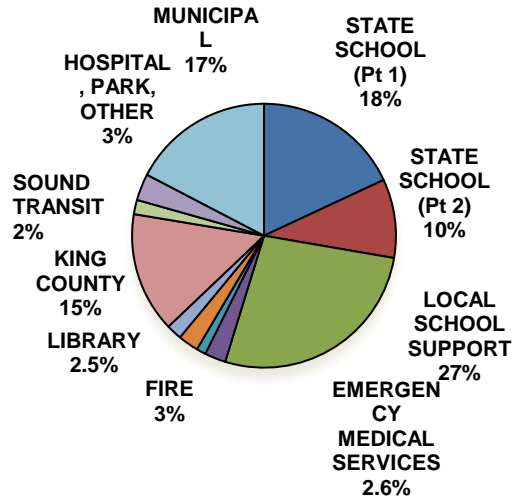


2024

**PROPERTY TAXES
LEVIED IN
MUNICIPALITIES**

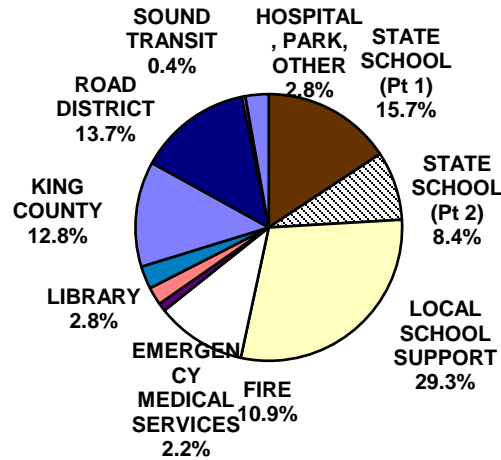


Tax dollars

State School Support (Part 1)	\$1,241,450,892
State School Support (Part2)	663,387,155
Local School Support	1,859,210,656
Municipal	1,193,154,273
Road District	0
King County	1,011,697,193
Port	79,330,545
Emergency Medical Services	171,720,828
Sound Transit	120,306,303
Fire	177,659,418
Library	131,168,517
Hospital	42,795,176
Park and Recreation	128,483,019
Water	0
Sewer	0
Flood Zone	53,548,901
Cemetery	0
Total	\$6,873,912,877

2024

**PROPERTY TAXES
LEVIED IN
UNINCORPORATED
AREAS**

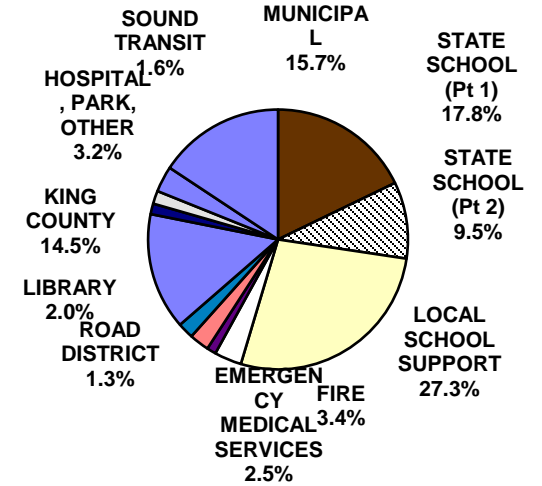


Tax dollars

State School Support (Part 1)	\$114,663,444
State School Support (Part2)	61,038,523
Local School Support	213,828,947
Municipal	0
Road District	100,220,006
King County	93,273,700
Port	7,327,640
Emergency Medical Services	15,871,941
Regional Sound Transit	3,105,897
Fire	79,755,839
Library	20,192,388
Hospital	11,431,494
Park and Recreation	4,064,070
Water	0
Sewer	0
Flood Zone	4,946,117
Cemetery	125,031
Total	\$729,845,036

2024

**PROPERTY TAXES
LEVIED IN
KING COUNTY**



Tax dollars

State School Support (Part 1)	\$1,356,114,336
State School Support (Part2)	724,425,678
Local School Support	2,073,039,603
Municipal	1,193,154,273
Road District	100,220,006
King County	1,104,970,893
Port	86,658,184
Emergency Medical Services	187,592,769
Regional Sound Transit	123,412,201
Fire	257,415,256
Library	151,360,905
Hospital	54,226,671
Park and Recreation	132,547,090
Water	----
Sewer	----
Flood Zone	58,495,018
Cemetery	125,031
Total	\$7,603,757,913