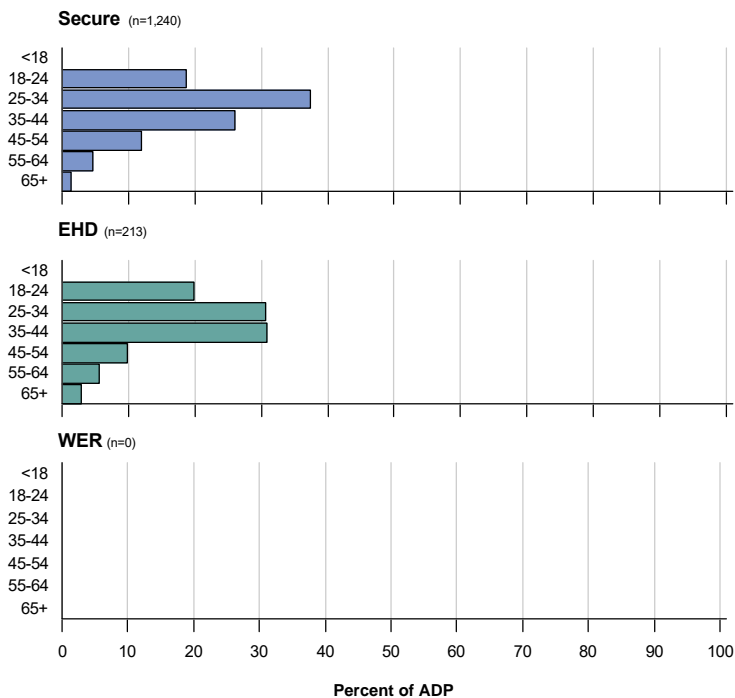


King County Department of Adult and Juvenile Detention Detention and Alternatives Report

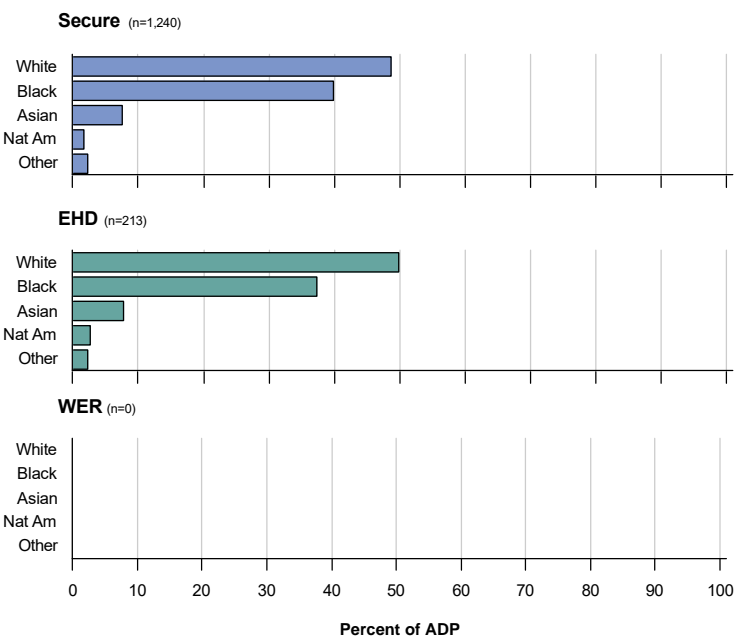
ADP by Housing Location and Demographics - July 2021

Age at Booking



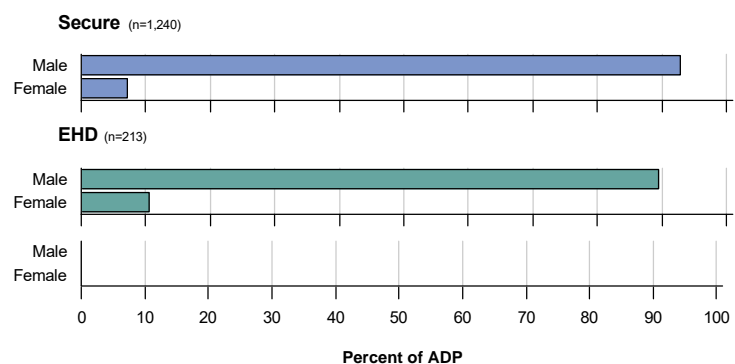
	Secure		EHD		WER	
	N	%	N	%	N	%
<18	0	-	0	-	0	-
18-24	231	18.6%	43	19.9%	0	-
25-34	464	37.4%	66	30.7%	0	-
35-44	322	25.9%	66	30.8%	0	-
45-54	149	11.9%	21	9.8%	0	-
55-64	57	4.6%	12	5.6%	0	-
65+	17	1.3%	6	3.0%	0	-

Race



	Secure		EHD		WER	
	N	%	N	%	N	%
White	604	48.6%	106	49.9%	0	-
Black	495	39.8%	80	37.3%	0	-
Asian	95	7.6%	17	7.7%	0	-
Nat Am	20	1.5%	6	2.6%	0	-
Other	27	2.1%	5	2.3%	0	-

Gender

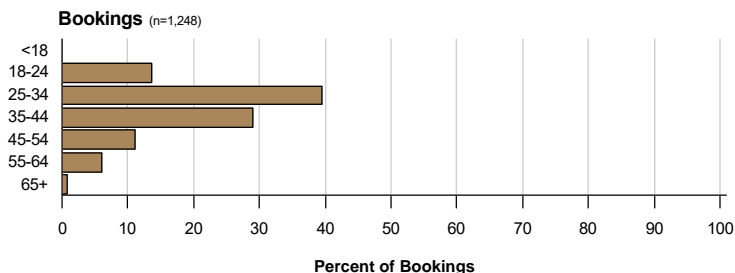


	Secure		EHD		WER	
	N	%	N	%	N	%
Male	1,150	92.7%	191	89.5%	0	-
Female	90	7.2%	22	10.4%	0	-

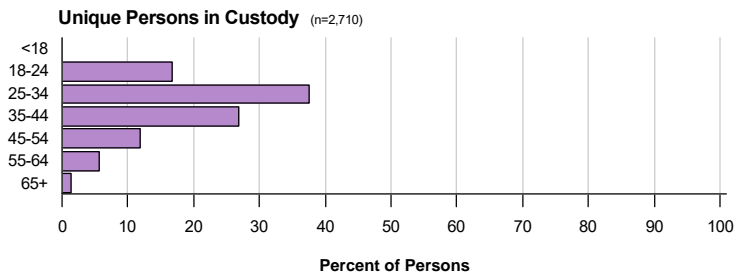
King County Department of Adult and Juvenile Detention Detention and Alternatives Report

Bookings and Unique Persons Incarcerated by Demographics - July 2021

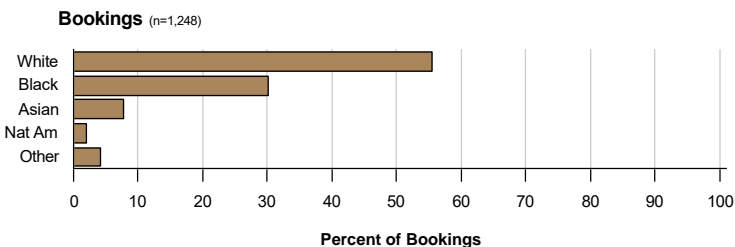
Age at Booking



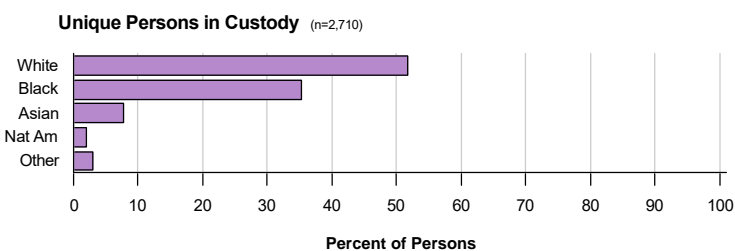
	Bookings		Persons	
	N	%	N	%
<18	0	-	0	-
18-24	170	13.6%	452	16.6%
25-34	492	39.4%	1,016	37.4%
35-44	361	28.9%	730	26.9%
45-54	138	11.0%	320	11.8%
55-64	76	6.0%	155	5.7%
65+	11	0.8%	37	1.3%



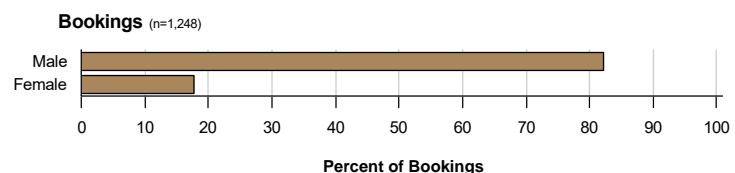
Race



	Bookings		Persons	
	N	%	N	%
White	693	55.5%	1,403	51.7%
Black	377	30.2%	957	35.3%
Asian	98	7.8%	211	7.7%
Nat Am	27	2.1%	54	1.9%
Other	53	4.2%	85	3.1%



Gender



	Bookings		Persons	
	N	%	N	%
Male	1,026	82.2%	2,379	87.7%
Female	222	17.7%	331	12.2%

