



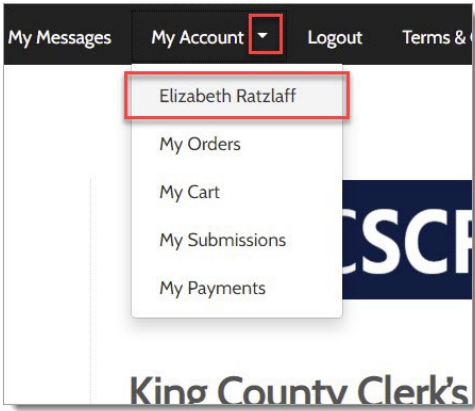
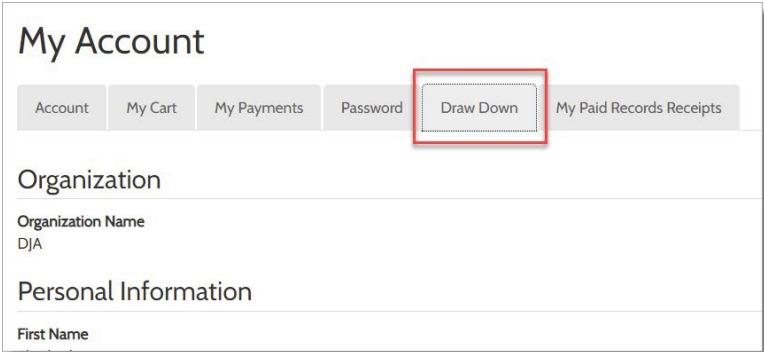
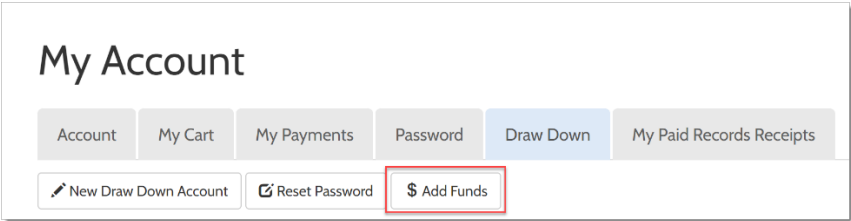
KC SCRIPT PORTAL በፍጥነት የመጀመሪያ መመሪያ፡ እየቀነሰ በሚሄድ ሒሳብ የገንዘብ ድጋፍ

ይህ በፍጥነት መጀመሪያ መመሪያ ገንዘቦችን እንዴት እንደሚጨምሩ፣ ቀሪ ሒሳብዎን እንደሚፈትሹና ለድርጅትዎ እየቀነሰ የሚሄድ ሒሳብ የቀድሞ ክፍያዎችን እንደሚመለከቱ ያሳያል።

ማስታወሻ: ይህንን ሂደት ለማካሄድ፣ ወደ ፖርታል ሒሳብዎ መግባት አለብዎት።

እየቀነሰ በሚሄድ ሒሳብ ላይ ገንዘብ ማስገባት

⚠ ሒሳቡን የከፈተው ግለሰብ ብቻ ገንዘብ ማስገባት ይችላል።

<p>1. በላይኛው የአሰሪ ምናሌ ውስጥ ላለው My Account (የእኔ ሒሳብ) ተቆልቋይ ቀስት ላይ ጠቅ ያድርጉና ከዚያ Your name (ስምዎን) ጠቅ ያድርጉ።</p>	
<p>2. Draw Down (እየቀነሰ የሚሄድ) ማህደረ ማውጫ ላይ ጠቅ ያድርጉ።</p>	
<p>3. Add Funds (ገንዘብ አስገባ) የሚለውን ቁልፍ ጠቅ ያድርጉ።</p>	

4. የእርስዎን Draw Down Account Code (እየቀነሰ የሚሄድ ሒሳብ ኮድ) ያስገቡ።

ማስታወሻ: ይህ ኮድ በ "D_" መጀመር አለበት።

Add Funds To Draw Down Account

Enter draw down account code, password for security and a amount below to add fund to the account.

Draw Down Account Code *

Enter the draw down account code you want to reset password, please do not remove the prefix if already show in the text field

5. የእርስዎን Draw Down Account Password (እየቀነሰ የሚሄድ ሒሳብ የይለፍ ቃል) ያስገቡ።

Draw Down Account Password *

Enter your draw down account password

6. ማስገባት የሚፈልጉትን የገንዘብ Amount (መጠን) አስከቡ።

Amount (\$) *

Enter the amount you would like to add to your draw down account. Do not use commas or dollar signs (i.e.: 500.00)

7. አረንጓዴ Add Funds (ገንዘብ አስገባ) የሚለውን ቁልፍ ጠቅ ያድርጉ።



8. የእርስዎን Payment Information (የክፍያ መረጃ) ያስገቡና ሂደቱን ያጠናቅቁ።

Step 1: Select Payments Step 2: Review and Submit Step 3: Confirmation and Receipt

Step 1: Select Payments

Please complete the form below. When finished, click the Continue button and you will be asked to review the information for acc.
Note: * indicates a required field.

My Bills

Description
[+] Records and Research Requests payment of \$515.00 on Account Number DD-LXIZWQBMWQOFKJGVX

Cardholder Information

First Name: * Last Name: *

Address Line 1: * Address Line 2:

City: *

Country: * State: * Zip Code: *

Phone Number: * Email Address: *

Payment Information

Payment Method: *

Card Number: *

9. ክፍያዎ የተሰካ ከሆነ አረንጓዴ ማጽደቅ መልእክት ይመለከታሉ።

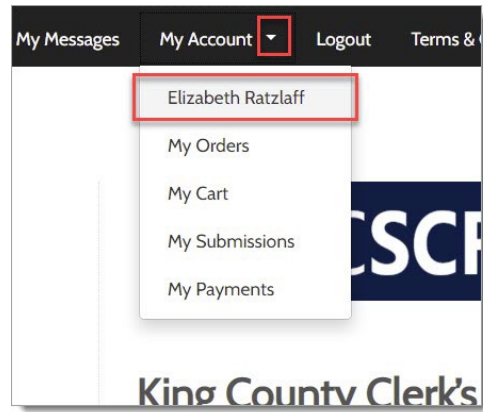
Draw Down

- Thank You For Your Payment.
- Your payment has been approved, the authorization code is 6296026.

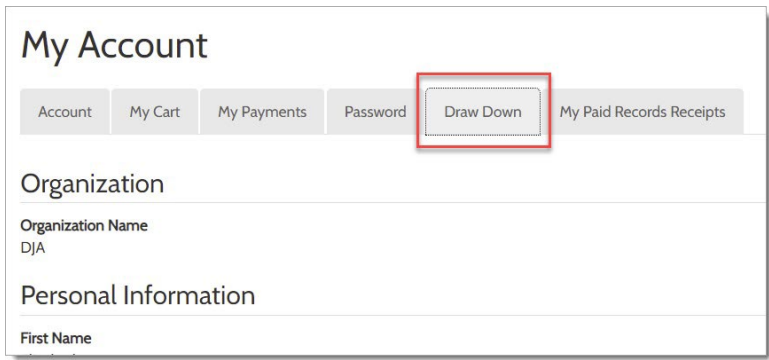
New Draw Down Account
Reset Password
Add Funds

እየቀነሰ የሚሄድ ሒሳብዎን ማረጋገጥ

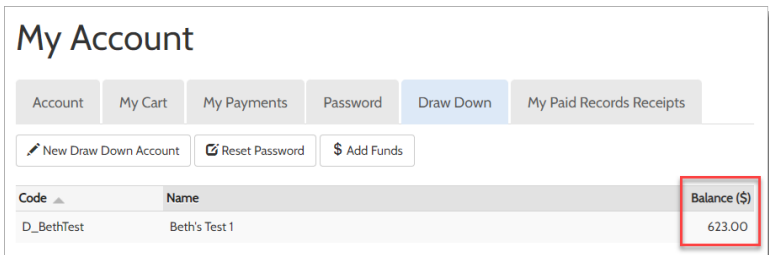
1. በላይኛው የማሰሻ ምናሌ ላይ My Account (የእኔ ሒሳብ) ተቆልቋይ ቀስት ላይ ጠቅ ያድርጉና ከዚያ Your Name (የእርስዎ ስም) የሚለውን ጠቅ ያድርጉ።



2. Draw Down (እየቀነሰ የሚሄድ) ማህደረ ማውጫ ላይ ጠቅ ያድርጉ።

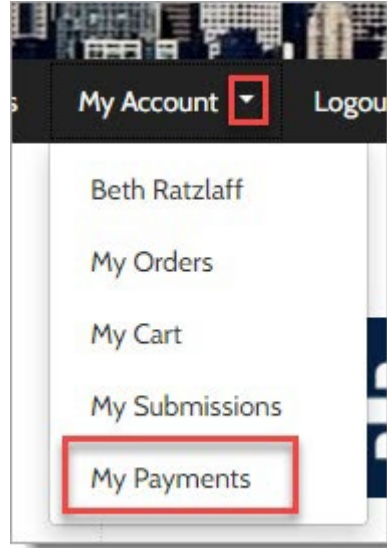


3. ቀሪ ሒሳብዎ በቀኝ በኩል ባለው አምድ ላይ የሚታይ ይሆናል።



የቀድሞ ክፍያዎችን ማየት

1. በላይኛው የማሰሻ ምናሌ ላይ My Account (የእኔ ሒሳብ) ተቆልቋይ ቀስት ላይ ጠቅ ያድርጉና ከዚያ My Payments (የእኔ ክፍያ) የሚለውን ጠቅ ያድርጉ።



2. ወደ እርስዎ እየቀነሰ በሚሄደው ላይ የሚገቡ ገንዘቦችን ጨምሮ ክፍያዎችዎ ይታያሉ።

My Account

Account My Cart **My Payments** Password Draw Down My Paid Records Receipts

Payments

Payment Date	Amount	Description	Account #
08/11/2022	\$ 5.00	Draw Down Add Funds	*****1001
08/11/2022	\$ 0.25	eRequest_4	*****-]
03/25/2022	\$ 1.00	eRequest_test ACH	*****8875

Payments Per Page
10

Change the number of records per page