



# HAGAHA BILAABIDA DEGDEGGA AH EE BARTA KC SCRIPT: CODSIGA SOO SAARISTA

Hagahan bilowga degdega ah ayaa ku tusi doonaa sida looga codsado dukumentiyada uu bixyey karaaniga, sida nooca qoraalka, amarka maxkamadda ee lagu xirayo, xigashooyinka.

Fiiro gaar ah: Si aad tan u sameyso, waa in aad soo gashaa Shabakada koontadaada.

**⚠** Alaab kale ha ku darin dalabkaaga markaad gudbinayso codsigaaga soo saarista. Wixii alaab kale ah oo ku jira dalabkaaga waa laga saari doonaa.

<p>1. Guji badhanka Request/View Court Records ee ku yaal bogga hore.</p>	<div style="text-align: center;">  <p><b>Request/View Court Records</b> (Documents and Audio Hearings)</p> </div>
<p>2. Guji badhanka Soo Saarista Maxkamad Uga Yeerista, Qoraal, ama Xigasho.</p>	<div style="border: 1px solid black; padding: 10px;"> <p>Records Request</p> <div style="border: 1px solid #ccc; padding: 5px; margin-bottom: 10px;"> <p>Information</p> <ul style="list-style-type: none"> <li>If you know your case number, use the case search to add documents and recordings to your order.</li> <li>If you don't know your case number, you can add a research request to your order and we'll find the records for you.</li> </ul> <p><b>PLEASE NOTE:</b> Some documents may be immediately available after purchase. Other records such as recordings, archive documents, subpoenas, writs, research requests, and others might take up to 5 business days to be completed. You will be notified via email and through your account once your request is processed. Once submitted, your order status will be available through My Orders.</p> </div> <div style="display: flex; justify-content: space-around; border: 1px solid #ccc; padding: 5px;"> <div style="border: 1px solid #ccc; padding: 5px; width: 30%;">DOCUMENTS AND HEARINGS</div> <div style="border: 2px solid red; padding: 5px; width: 30%; background-color: #e0f0ff;">ISSUANCE OF SUBPOENA, WRIT, OR CITATION</div> <div style="border: 1px solid #ccc; padding: 5px; width: 30%;">CAN'T FIND WHAT YOU'RE LOOKING FOR?</div> </div> </div>
<p>3. Guji badhanka Sii Wad Adeegga "Continue to Service".</p> <p>Foomka codsigu wuxuu ku furmi doonaa bog cusub.</p>	<div style="border: 1px solid black; padding: 10px;"> <p>Items in this section must be submitted separately from all other orders.</p> <p>Use this service to request the issuance of documents from the Clerk. Some of the documents issued by the Clerk are writs of garnishment, writs of restitution and subpoenas. Once your submission is completed, you'll be notified by the Clerk and the documents will be available based on the delivery method selected.</p> <div style="border: 1px solid #ccc; padding: 5px; margin-top: 10px; text-align: center;"> <p style="border: 2px solid red; display: inline-block; padding: 2px 10px;">Continue to Service</p> </div> </div>

4. Codsigaga magaca ugu sameey sanduuqa Ciwaanka Soo Gudbinta.

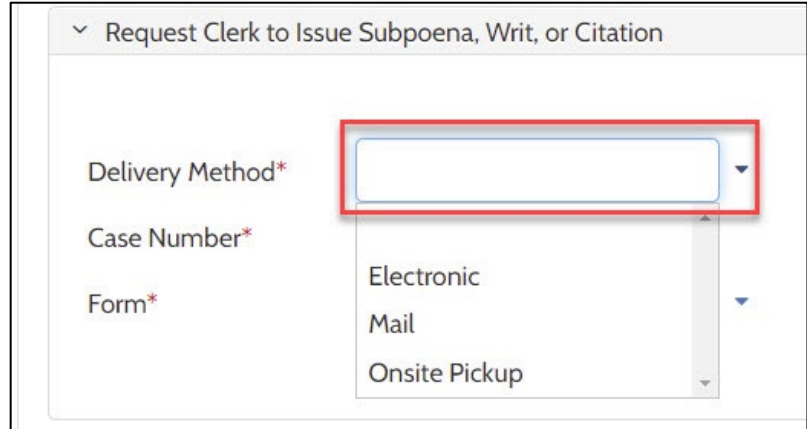


Submission Title\*

eRequest\_45

You may leave the default name or rename your request for future reference (such as "Mom and Dad's Probate").

5. Dooro Habka Gudbinta.



Request Clerk to Issue Subpoena, Writ, or Citation

Delivery Method\*

Case Number\*

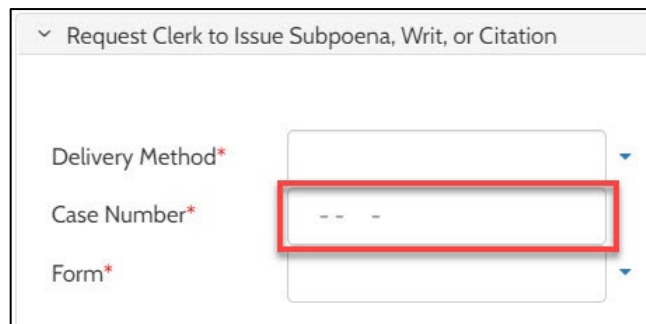
Form\*

Electronic

Mail

Onsite Pickup

6. Geli Lambarka Dacwada.



Request Clerk to Issue Subpoena, Writ, or Citation

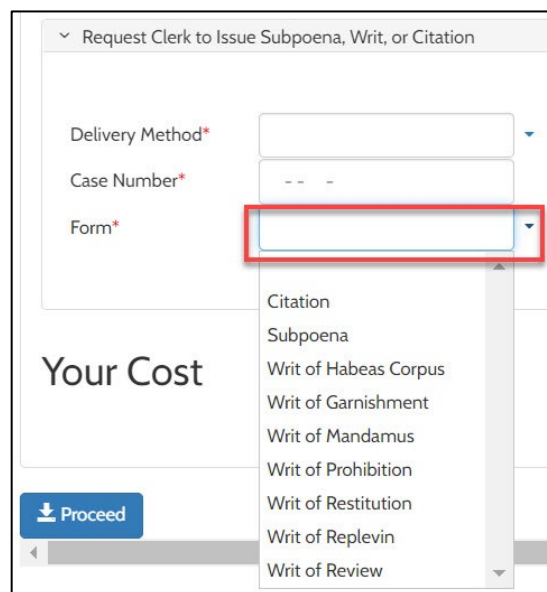
Delivery Method\*

Case Number\*

Form\*

--

7. Dooro foomka aad rabto inaad soo saarto.



Request Clerk to Issue Subpoena, Writ, or Citation

Delivery Method\*

Case Number\*

Form\*

Citation

Subpoena

Writ of Habeas Corpus

Writ of Garnishment

Writ of Mandamus

Writ of Prohibition

Writ of Restitution

Writ of Replevin

Writ of Review

Your Cost

Proceed

8. Haddii aad Qaabka Bixinta ka dooratay Boostada ama Qaadashada, geli tirada Nuqullada aad rabto iyo ciwaanka boostada ama goobta aad ka qaadanayso.

The screenshot shows a web form with two main sections. The top section is titled 'Request Clerk to Issue Subpoena, Writ, or Citation'. It contains four fields: 'Delivery Method\*' (a dropdown menu with 'Mail' and 'Onsite Pickup' options), 'Case Number\*' (a text input field), 'Form\*' (a dropdown menu with 'Subpoena' selected), and 'Copies' (a text input field with the number '1'). The bottom section is split into two parts. The left part is titled 'Address - Required for Mail Delivery' and has five input fields for 'Address', 'Apt/Suite/Other', 'City', 'State', and 'Zip'. The right part is titled 'Location - Required for Onsite Pickup Delivery' and has a dropdown menu for 'Pickup Location' with options 'CFJC', 'Kent', and 'Seattle'.

9. Guji Dooro Fayl "Choose File" oo soo geli dukumeentiyada loo baahan yahay.

The screenshot shows a section titled 'Document Upload'. It contains two rows of input fields. The first row is for 'Subpoena' and the second is for 'Praecipe'. Each row has a 'Choose File' button and the text 'No file chosen'. Below these rows, there is a note: 'Accepted file types are PDF, and TIFF. Max File Size is 10MB'.

10. Guji badhanka Proceed (Sii Wad) si aad ugu darto gaarigaaga wax iibsiga halkaas oo aad [ku dhamaystiri karto hannaanka lacag bixinta.](#)

