



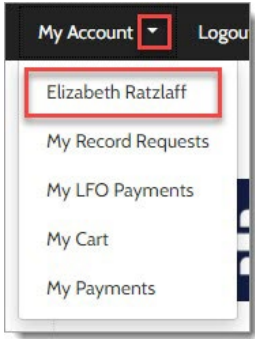
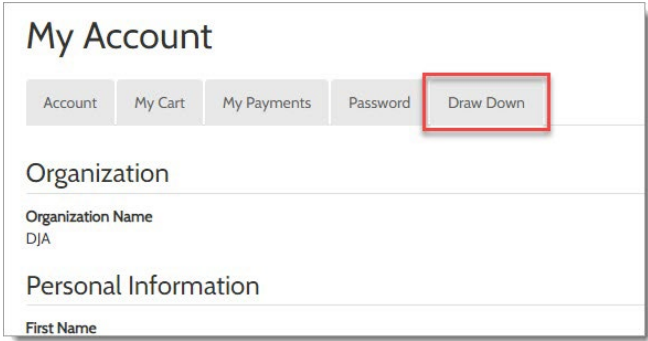
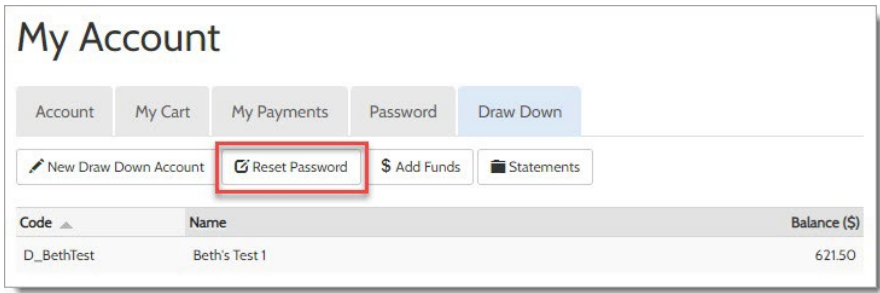
HAGAHA BILAABIDA DEGDEGGA AH EE BARTA KC SCRIPT: BEDELAADDA/DIB-U-HABBEYNATA BAASWAADHKA AKOONKA DEYNATA

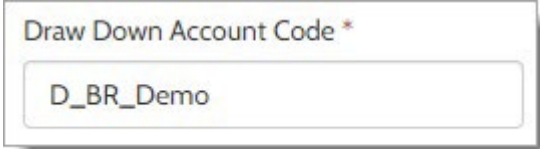

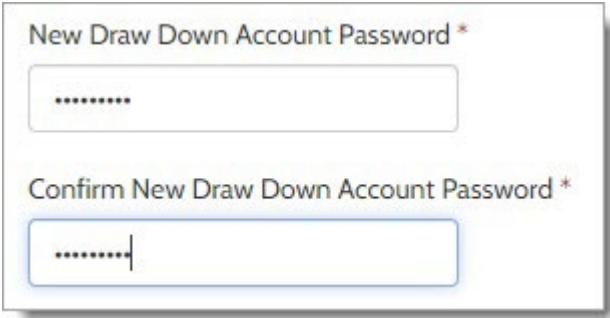
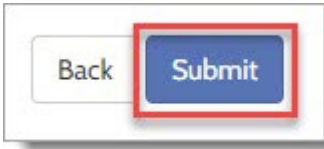
Hagaha bilowga ee degdega ah wuxuu ku tusi doonaa sida loo bedelo/dib loogu habeeyo baaswaadhka akoonka deynta ah ee urukaaga/hay'adaada iyadoo la isticmaalayo Barta KC Script.

Fiiro gaar ah: Si aad sidaas u sameeyso, waa in aad ku jirtaa Barta Akoonkaaga.

⚠️ Keliya qofka koontada sameeyay ayaa bedeli kara erayga sirta ah ee akoontada.

⚠️ Haddii aadan aqoon baaswaadhka akoonkaaga deynta ee hadda, xafiiska karraaniga kala xiriir 206-477-0812 si aad u hesho wixii caawimaad dheeraad ah.

<p>1. Guji falaarta hoos-u-jeeda ee My Account (Akoonkayga) oo ku taala dhanka sare ee meenuuga hagitaanka, kadibna guji magacaaga.</p>	
<p>2. Guji badhanka Draw Down.</p>	
<p>3. Guji badhanka Reset Password (Bedel/Dib-u-habeey Baaswaadhka).</p>	

<p>4. Geli Koodhka Akoonkaaga Deynta</p> <p>Fiiro gaar ah: Koodhkani waa inuu ku bilaabmaa "D_".</p>	
<p>5. Geli Baaswaadhka Akoonka Deynta</p>	
<p>6. Geli Baaswaadhka Akoonka Deynta ee Cusub, kadibna geli sanduuqa Xaqijinta Baaswaadhka Akoonka Deynta ee Cusub.</p>	
<p>7. Guji badhanka Buluugga ah ee Submit (Gudbi).</p>	
<p>8. Haddii cusboonaysiinta baaswaadhkaaga lagu guuleysto, waxaad arki doontaa fariin cagaaran oo tilmaamaysa in lagu guuleystay.</p>	