



# King County

Department of Judicial Administration

*Barbara Miner*

*Director and Superior Court Clerk*

(206) 296-9300 (206) 296-0100 TTY/TDD

King County Superior Court

## Criminal Department Statistical Report

July 2021

Department of Judicial Administration

Prepared by: Shiquan Liao, Ph.D., Statistician

August 15, 2021

**Report #: CRM-2021-07**

*Seattle:*

516 Third Avenue Room E609  
Seattle, WA 98104-2386

*Regional Justice Center:*

401 Fourth Avenue North Room 2C  
Kent, WA 98032-4429

*Juvenile Division:*

1211 East Alder Room 3015  
Seattle, WA 98122-5598

## Criminal Statistics Summary

**NOTE: Washington State Supreme Court orders related to the coronavirus pandemic, beginning March 2020, affect the statistics for the foreseeable future.**

- **Filings**

As shown in the first chart on page 4, the monthly filings vary considerably from month to month. A total of 382 criminal cases were filed in July 2021. Of the 382 cases filed, 41% were MRJC cases. The average filing volume in 2021 is 378 cases per month, compared with 535, 562, 548, 523, 563, and 515 cases per month 2015, 2016, 2017, 2018, 2019, and 2020, respectively.

- **Resolutions**

Like the monthly filings, the number of criminal cases resolved per month also varies from month to month (monthly resolution pattern is shown on page 4). The number of resolutions in July 2021 was 348 cases. Of the 348 cases resolved, 34% were MRJC cases. The average resolution volume in 2021 is 491 cases per month, compared with 549, 506, 525, 481, 494, and 352 cases per month in 2015, 2016, 2017, 2018, 2019, and 2020 respectively. The number of resolutions in recent months has been impacted by the State v. Blake case, which resulted in dismissal of many drug possession cases.

- **Pending Caseload**

At the end of July 2021, the active pending criminal caseload was 5,597 cases, including criminal RALJ cases. Of the 5,597 pending criminal cases, 45% were MRJC cases. The breakdown of the 5,597 pending cases by crime category was: homicide (n=204), sex crime (n=571), robbery (n=284), aggravated assault (n=1,066), burglary/theft (n=1,756), motor vehicle theft (n=204), controlled substances – non-drug court (n=454), drug court (n=180), other felonies (n=835), and RALJ (n=43). **The large pending caseload is primarily due to the COVID-19 pandemic interrupting the court's operations, causing the court to issue many fewer bench warrants and to postpone jury trials, thus keeping these cases in pending active status.**

- **Age of Pending Cases**

The median age (age for half of the pending cases) of pending cases is shown in Table 6. The median age of all active pending cases (excluding RALJ) at the end of July 2021 was 279 days. At the end of July 2021, 2,720 non-drug court cases and 153 drug court cases still remained as active (unresolved) more than nine months since filing. Table 6 shows the number of active pending cases within pre-defined age intervals.

**Conclusion: The number of new cases filed in July was low at 382 cases. The average number of criminal cases filed per month is 378 cases in 2021. The resolution pace exceeded the filing pace in the same time period, with an average of 491 resolutions per month in 2021, partially due to the dismissal of possession cases related to the Supreme Court's decision on the State v. Blake case. The pending caseload (including RALJ) for both SEA and the MRJC was 5,597 cases at the end of July 2021. About 45% of the total pending criminal caseload were MRJC cases.**

## Terminology

### **Age of Pending Case**

Time (days) from filing to resolution, less suspense time if applicable.

### **Age of Resolved Case**

Time (days) from filing to resolution, less suspense time if applicable.

### **End Pending**

Number of pending cases at the end of reporting period.

### **Net Change in Pending**

The change in number of pending cases (end pending minus previous pending).

### **Pending Case**

A case is defined as pending if it is unresolved and not on suspense status.

### **Previous Pending**

Number of pending cases at the beginning of reporting period.

### **Reactivated Case**

A case returns to active from suspense status during the reporting period.

### **Resolution**

A case is resolved if all issues in the complaint are fully adjudicated. However, a drug court case is reported as resolved only when dispositive document is also filed (completed).

### **Resolution Category**

Five resolution categories are used to report resolution of criminal cases: jury trial (CVJV, AQJV), non-jury trial (CVCT, AQCT), guilty plea (GP, GPAT, GPJT), dismissal (DSM), and other (all other resolution codes). For criminal RALJ cases, the resolution categories are: RALJ decision (CDTA, CDTM, CDTR), dismissal (DSRM), and others (any other resolution codes).

### **Suspended Case**

A case is placed in suspense status (removing from active) during the reporting period.

### **Suspense Status**

A case is said to be on suspense status if it is on warrant or appeal.

### **Suspense Time**

Time (days) a case is on suspense status.

Figure 1. Number of Criminal Filings, Resolutions and Pending Caseload by Month

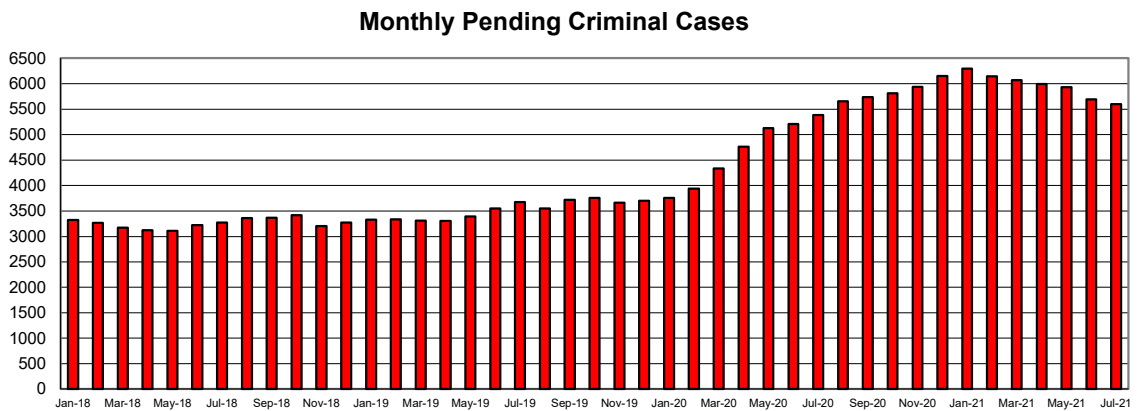
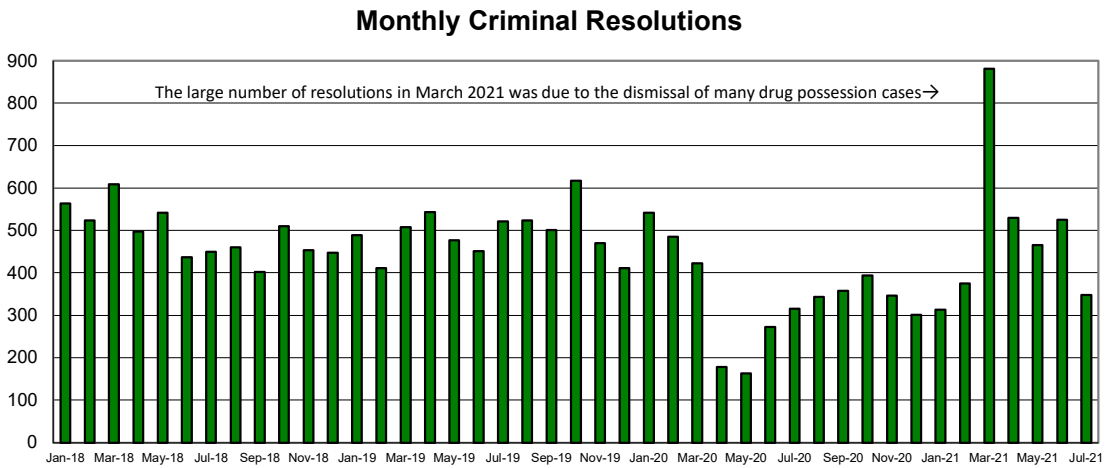
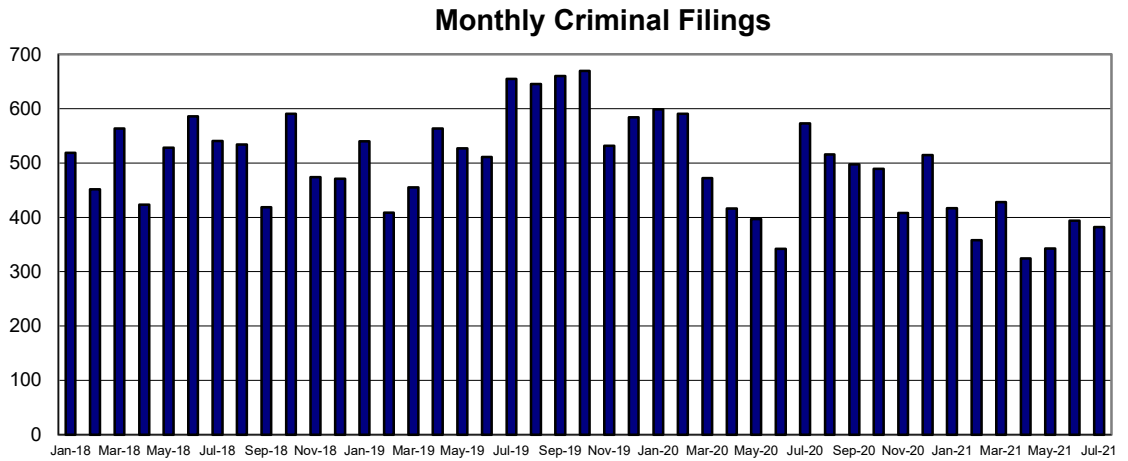


Figure 2. Crime Category as a Percentage of Total Filings by Year

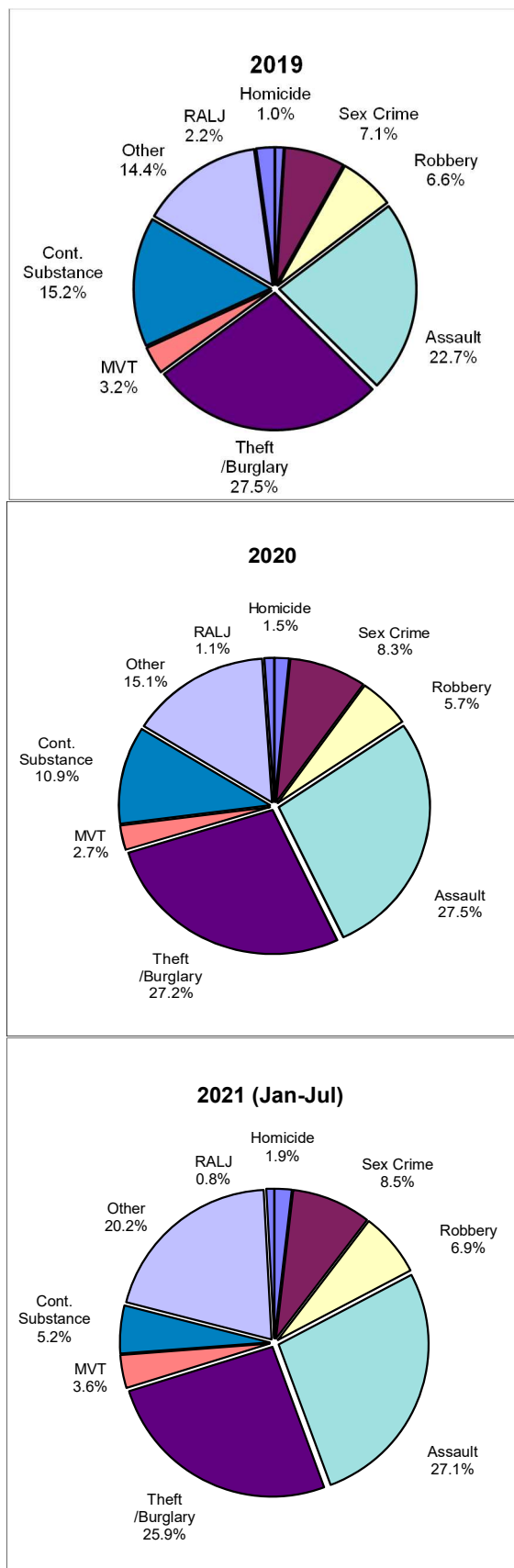


Table 1. Monthly Criminal New Filings by Crime Category  
King County Superior Court

Crime Category	Jan	Feb	Mar	Apr	May	Jun	Jul	Aug	Sep	Oct	Nov	Dec
<b>Total</b>												
2018	519	452	564	423	528	586	541	534	419	591	474	471
2019	540	409	455	564	527	511	655	646	660	670	532	584
2020	599	591	472	416	397	342	573	516	498	489	408	515
2021	417	358	428	324	343	394	382					
<b>Homicide</b>												
2018	6	2	6	7	6	2	4	1	3	9	3	8
2019	4	6	3	4	4	9	10	5	2	9	4	8
2020	4	3	4	7	7	14	8	9	9	9	6	8
2021	4	6	10	6	3	10	10					
<b>Sex Crime*</b>												
2018	36	30	43	31	34	44	42	38	40	49	41	42
2019	42	30	36	43	39	33	37	50	44	42	31	54
2020	35	45	36	42	45	21	38	26	59	27	28	33
2021	39	30	56	20	18	33	30					
<b>Robbery</b>												
2018	25	15	18	17	30	16	20	25	30	35	27	29
2019	44	39	40	35	33	21	46	33	43	31	36	42
2020	39	31	23	28	28	27	33	21	29	23	13	30
2021	36	25	32	14	27	25	24					
<b>Aggravated Assault</b>												
2018	117	117	110	107	126	140	134	147	93	113	115	106
2019	122	109	114	127	140	105	143	161	123	139	116	134
2020	141	148	129	137	114	111	132	162	135	142	109	139
2021	115	90	118	96	98	100	99					
<b>Burglary/Theft /Larceny</b>												
2018	157	148	181	111	151	158	147	132	119	189	123	143
2019	157	101	132	146	143	136	160	208	207	182	132	155
2020	156	141	110	89	99	91	201	153	140	137	113	145
2021	92	100	100	93	94	117	88					
<b>Motor Vehicle Theft</b>												
2018	21	24	31	10	14	16	11	16	9	26	13	20
2019	19	8	15	21	20	15	25	18	17	26	20	15
2020	14	14	13	3	10	12	11	27	11	15	11	19
2021	12	9	14	14	12	15	19					
<b>Controlled Substance</b>												
2018	47	42	41	37	64	93	66	65	52	84	81	51
2019	61	30	25	89	61	104	128	82	138	135	97	79
2020	99	110	74	18	19	16	77	25	40	44	64	49
2021	35	26	15	11	14	15	21					
<b>Other*</b>												
2018	99	69	120	98	96	104	109	100	57	79	61	61
2019	72	76	77	89	76	82	98	81	69	92	87	76
2020	101	82	76	89	75	47	70	93	70	86	63	87
2021	82	70	82	63	73	77	87					
<b>Criminal RALJ</b>												
2018	11	5	14	5	7	13	8	10	16	7	10	11
2019	19	10	13	10	11	6	8	8	17	14	9	21
2020	10	17	7	3	0	3	3	0	5	6	1	5
2021	2	2	1	7	4	2	4					
<b>KNT Filing as % of Total</b>												
2018	44%	44%	41%	45%	43%	41%	46%	37%	35%	40%	41%	40%
2019	38%	42%	44%	41%	35%	41%	35%	44%	37%	37%	35%	37%
2020	41%	36%	38%	42%	37%	43%	45%	46%	39%	46%	46%	53%
2021	43%	43%	45%	51%	48%	42%	41%					

The highest crime category in a case's history is used to classify cases. For example, a case charged with homicide at any time in the case's history is reported as a homicide regardless of whether the charge is reduced at resolution.

(\*) Starting January 2021, "failure to register as sex offender" cases are in the "other" category instead of in the "sex crime" category. This change was made in line with the reporting categories by Washington State Administrative Office of the Courts.

Table 2. Monthly Criminal Case Resolutions by Crime Category  
King County Superior Court

Crime Category	Jan	Feb	Mar	Apr	May	Jun	Jul	Aug	Sep	Oct	Nov	Dec
<b>Total</b>												
2018	562	523	609	497	542	437	450	460	402	510	454	447
2019	489	411	508	543	477	451	521	523	501	617	470	411
2020	541	485	423	178	163	272	315	343	358	394	346	301
2021	313	375	881	530	465	525	348					
<b>Homicide</b>												
2018	6	5	8	3	3	1	2	3	3	2	4	6
2019	3	8	6	4	7	6	6	5	8	7	8	10
2020	5	2	5	2	0	1	1	1	1	3	2	1
2021	1	4	6	4	2	4	1					
<b>Sex Crime*</b>												
2018	39	31	39	19	31	29	21	36	34	47	40	28
2019	39	32	51	48	34	35	33	48	41	37	25	17
2020	37	32	17	14	10	8	27	25	28	34	22	22
2021	21	20	24	31	30	27	26					
<b>Robbery</b>												
2018	13	21	20	27	20	16	24	18	34	40	31	26
2019	24	30	37	43	44	28	53	34	38	33	34	30
2020	36	33	27	11	10	17	21	25	26	23	34	25
2021	20	26	21	30	11	21	16					
<b>Aggravated Assault</b>												
2018	146	116	151	125	111	115	101	135	90	136	124	118
2019	118	96	137	127	116	93	121	114	119	161	127	98
2020	131	138	103	48	40	72	73	108	109	115	113	85
2021	86	123	127	122	97	87	68					
<b>Burglary/Theft /Larceny</b>												
2018	143	151	161	125	164	119	137	119	112	111	131	115
2019	136	103	115	132	118	114	139	125	136	164	110	124
2020	146	102	113	26	28	66	61	64	72	82	64	57
2021	68	69	116	121	64	86	62					
<b>Motor Vehicle Theft</b>												
2018	12	11	13	18	17	10	12	7	14	12	18	15
2019	16	14	20	17	11	12	18	17	13	13	11	16
2020	15	7	12	0	4	8	2	4	11	2	6	6
2021	5	7	16	14	11	12	3					
<b>Controlled Substance – Non Drug Court</b>												
2018	79	99	73	28	80	56	64	44	45	51	33	65
2019	59	43	49	70	46	51	48	78	59	74	44	45
2020	74	61	55	12	16	26	35	41	26	34	41	33
2021	26	52	430	106	68	137	27					
<b>Drug Court</b>												
2018	33	11	26	55	27	15	6	19	16	20	8	8
2019	20	18	24	13	14	38	23	16	17	19	31	6
2020	21	30	22	20	21	12	18	7	29	23	16	10
2021	24	19	63	26	17	10	13					
<b>Other*</b>												
2018	81	58	108	87	73	64	76	67	46	84	63	54
2019	57	56	62	74	77	67	74	73	63	91	65	57
2020	66	71	66	32	21	49	63	50	48	68	41	53
2021	51	50	68	71	161	135	129					
<b>Criminal RALJ</b>												
2018	11	20	10	10	16	12	7	12	8	7	2	12
2019	17	11	7	15	10	7	6	13	7	18	15	8
2020	10	9	3	13	13	13	14	18	8	10	7	9
2021	11	5	10	5	4	6	3					
<b>KNT as % of Total</b>												
2018	43%	35%	45%	42%	42%	40%	40%	44%	43%	39%	37%	39%
2019	44%	42%	39%	37%	44%	40%	42%	40%	43%	44%	38%	41%
2020	44%	41%	38%	33%	39%	44%	41%	41%	38%	37%	37%	36%
2021	38%	37%	37%	32%	39%	33%	34%					

“Controlled Substance - Non Drug Court” are drug related cases that have never been accepted into drug court.

“Drug Court” are cases that have been formally accepted into drug court (identified by orders).

(\*) Starting January 2021, “failure to register as sex offender” cases are in the “other” category instead of in the “sex crime” category. This change was made in line with the reporting categories by Washington State Administrative Office of the Courts.

Table 3. Number of Cases Resolved and Resolution Category  
King County Superior Court

Crime Category	Jul 2020	Aug 2020	Sep 2020	Oct 2020	Nov 2020	Dec 2020	Jan 2021	Feb 2021	Mar 2021	Apr 2021	May 2021	Jun 2021	Jul 2021
<b>Homicide</b>	1	1	1	3	2	1	1	4	6	4	2	4	1
Resolved by Jury Trial	0	0	0	1	2	0	0	0	2	2	1	1	0
Resolved by Non-Jury Trial	0	0	0	0	0	0	0	0	0	0	0	0	0
Resolved by Guilty Plea	1	1	1	2	0	1	1	4	3	2	1	2	1
Dismissal	0	0	0	0	0	0	0	0	0	0	0	1	0
Others	0	0	0	0	0	0	0	0	1	0	0	0	0
<b>Sex Crime*</b>	27	25	28	34	22	22	21	20	24	31	30	27	26
Resolved by Jury Trial	0	1	1	1	0	0	0	0	1	1	3	4	3
Resolved by Non-Jury Trial	0	0	0	0	0	0	0	0	0	0	0	0	0
Resolved by Guilty Plea	16	21	22	24	17	16	15	13	16	25	18	21	19
Dismissal	11	3	5	9	5	6	6	6	7	4	7	2	4
Others	0	0	0	0	0	0	0	1	0	1	2	0	0
<b>Robbery</b>	21	25	26	23	34	25	20	26	21	30	11	21	16
Resolved by Jury Trial	0	1	0	0	0	1	0	0	0	2	0	1	0
Resolved by Non-Jury Trial	0	0	0	0	0	0	0	0	0	0	0	0	0
Resolved by Guilty Plea	17	22	22	21	28	19	13	23	16	25	9	19	13
Dismissal	4	2	4	2	6	5	7	3	3	3	2	1	3
Others	0	0	0	0	0	0	0	0	2	0	0	0	0
<b>Aggravated Assault</b>	73	108	109	115	113	85	86	123	127	122	97	87	68
Resolved by Jury Trial	0	0	1	1	4	0	0	1	2	3	2	2	4
Resolved by Non-Jury Trial	0	0	0	0	0	0	0	0	0	0	0	0	0
Resolved by Guilty Plea	53	79	79	86	89	69	64	80	86	96	77	70	49
Dismissal	20	29	29	27	20	16	22	40	35	19	14	15	15
Others	0	0	0	1	0	0	0	2	4	4	4	0	0
<b>Burglary/Theft/Larceny</b>	61	64	72	82	64	57	68	69	116	121	64	86	62
Resolved by Jury Trial	0	0	1	0	1	0	0	0	0	0	1	1	1
Resolved by Non-Jury Trial	0	0	0	0	0	0	0	0	0	0	0	0	0
Resolved by Guilty Plea	44	44	57	58	54	42	55	52	84	94	47	66	44
Dismissal	17	20	14	24	9	15	13	15	26	23	14	18	15
Others	0	0	0	0	0	0	0	2	6	4	2	1	2
<b>Motor Vehicle Theft</b>	2	4	11	2	6	6	5	7	16	14	11	12	3
Resolved by Jury Trial	0	0	0	0	0	0	0	0	0	0	0	0	0
Resolved by Non-Jury Trial	0	0	0	0	0	0	0	0	0	0	0	0	0
Resolved by Guilty Plea	2	3	5	2	5	6	4	3	11	9	9	9	1
Dismissal	0	1	6	0	1	0	1	4	3	5	2	3	2
Others	0	0	0	0	0	0	0	0	2	0	0	0	0
<b>Controlled Substance</b>	35	41	26	34	41	33	26	52	430	106	68	137	27
Resolved by Jury Trial	0	0	0	0	0	0	0	0	0	0	1	0	0
Resolved by Non-Jury Trial	0	0	0	0	0	0	0	0	0	1	0	0	0
Resolved by Guilty Plea	21	27	19	22	33	25	19	33	18	21	15	16	13
Dismissal	14	14	7	12	8	8	7	19	397	80	51	120	11
Others	0	0	0	0	0	0	0	0	15	4	1	1	3
<b>Drug Court</b>	18	7	29	23	16	10	24	19	63	26	17	10	13
Resolved by Non-Jury Trial	4	0	4	4	1	1	3	3	3	0	3	0	1
Resolved by Guilty Plea	2	1	7	4	2	7	9	6	4	5	5	3	3
Dismissal	12	6	18	15	13	2	12	10	56	21	8	7	9
Others	0	0	0	0	0	0	0	0	0	0	1	0	0
<b>Other*</b>	63	50	48	68	41	53	51	50	68	71	161	135	129
Resolved by Jury Trial	0	0	1	1	1	0	0	0	1	2	1	2	3
Resolved by Non-Jury Trial	0	0	0	0	0	0	0	0	0	0	0	0	0
Resolved by Guilty Plea	45	36	31	49	27	29	38	34	41	49	101	85	85
Dismissal	18	14	16	18	13	24	13	16	26	17	54	46	39
Others	0	0	0	0	0	0	0	0	0	3	5	2	2
<b>Criminal RALJ</b>	14	18	8	10	7	9	11	5	10	5	4	6	3
RALJ Decision	9	15	6	9	7	6	9	0	8	3	4	5	3
Dismissal	5	3	2	1	0	2	1	5	2	2	0	1	0
Others	0	0	0	0	0	1	1	0	0	0	0	0	0

“Controlled Substance - Non Drug Court” are drug related cases that have never been accepted into drug court.

“Drug Court” are cases that have been formally accepted into drug court (identified by orders).

(\*) Starting January 2021, “failure to register as sex offender” cases are in the “other” category instead of in the “sex crime” category. This change was made in line with the reporting categories by Washington State Administrative Office of the Courts.



Table 4. Age (days) of Resolved Cases  
King County Superior Court

Crime Category	Jul 2020	Aug 2020	Sep 2020	Oct 2020	Nov 2020	Dec 2020	Jan 2021	Feb 2021	Mar 2021	Apr 2021	May 2021	Jun 2021	Jul 2021
<b>All Resolutions (excl. RALJ)</b>	<b>315</b>	<b>343</b>	<b>358</b>	<b>394</b>	<b>346</b>	<b>301</b>	<b>313</b>	<b>375</b>	<b>881</b>	<b>530</b>	<b>465</b>	<b>525</b>	<b>348</b>
50% Cases Resolved by Day	162	181	202	217	242	195	235	231	220	201	224	224	254
Average Days to Resolution	211	210	267	270	247	225	268	316	419	415	424	295	435
<b>Homicide*</b>	<b>1</b>	<b>1</b>	<b>1</b>	<b>3</b>	<b>2</b>	<b>1</b>	<b>1</b>	<b>4</b>	<b>6</b>	<b>4</b>	<b>2</b>	<b>4</b>	<b>1</b>
50% Cases Resolved by Day	406	924	390	1029	925	387	287	798	397	1008	675	571	546
Average Days to Resolution	406	924	390	1074	925	387	287	883	972	953	675	650	546
<b>Sex Crime**</b>	<b>27</b>	<b>25</b>	<b>28</b>	<b>34</b>	<b>22</b>	<b>22</b>	<b>21</b>	<b>20</b>	<b>24</b>	<b>31</b>	<b>30</b>	<b>27</b>	<b>26</b>
50% Cases Resolved by Day	212	259	369	263	296	325	324	349	309	464	432	414	658
Average Days to Resolution	256	276	733	375	267	347	356	478	387	722	633	473	618
<b>Robbery</b>	<b>21</b>	<b>25</b>	<b>26</b>	<b>23</b>	<b>34</b>	<b>25</b>	<b>20</b>	<b>26</b>	<b>21</b>	<b>30</b>	<b>11</b>	<b>21</b>	<b>16</b>
50% Cases Resolved by Day	154	222	172	180	241	200	227	203	290	263	215	297	358
Average Days to Resolution	225	214	199	223	213	214	262	253	708	332	272	309	370
<b>Aggravated Assault</b>	<b>73</b>	<b>108</b>	<b>109</b>	<b>115</b>	<b>113</b>	<b>85</b>	<b>86</b>	<b>123</b>	<b>127</b>	<b>122</b>	<b>97</b>	<b>87</b>	<b>68</b>
50% Cases Resolved by Day	136	154	164	130	182	119	153	162	197	162	178	155	195
Average Days to Resolution	172	175	182	260	203	155	200	253	331	421	306	191	264
<b>Burglary/Theft/Larceny</b>	<b>61</b>	<b>64</b>	<b>72</b>	<b>82</b>	<b>64</b>	<b>57</b>	<b>68</b>	<b>69</b>	<b>116</b>	<b>121</b>	<b>64</b>	<b>86</b>	<b>62</b>
50% Cases Resolved by Day	153	154	162	223	256	241	237	317	282	229	264	298	317
Average Days to Resolution	182	193	193	208	261	295	253	431	585	368	595	362	494
<b>Motor Vehicle Theft</b>	<b>2</b>	<b>4</b>	<b>11</b>	<b>2</b>	<b>6</b>	<b>6</b>	<b>5</b>	<b>7</b>	<b>16</b>	<b>14</b>	<b>11</b>	<b>12</b>	<b>3</b>
50% Cases Resolved by Day	198	268	253	437	246	47	137	87	221	221	260	261	331
Average Days to Resolution	198	284	205	437	231	67	116	109	1107	221	264	316	289
<b>Controlled Substance</b>	<b>35</b>	<b>41</b>	<b>26</b>	<b>34</b>	<b>41</b>	<b>33</b>	<b>26</b>	<b>52</b>	<b>430</b>	<b>106</b>	<b>68</b>	<b>137</b>	<b>27</b>
50% Cases Resolved by Day	197	189	250	242	251	233	269	304	169	64	108	202	359
Average Days to Resolution	216	207	229	231	238	200	282	273	388	427	367	299	1310
<b>Drug Court</b>	<b>18</b>	<b>7</b>	<b>29</b>	<b>23</b>	<b>16</b>	<b>10</b>	<b>24</b>	<b>19</b>	<b>63</b>	<b>26</b>	<b>17</b>	<b>10</b>	<b>13</b>
50% Cases Resolved by Day	528	516	534	548	527	373	470	444	407	345	587	561	511
Average Days to Resolution	529	529	575	563	512	417	522	457	445	437	647	500	458
<b>Other**</b>	<b>63</b>	<b>50</b>	<b>48</b>	<b>68</b>	<b>41</b>	<b>53</b>	<b>51</b>	<b>50</b>	<b>68</b>	<b>71</b>	<b>161</b>	<b>135</b>	<b>129</b>
50% Cases Resolved by Day	119	116	134	209	182	171	189	246	145	168	192	197	170
Average Days to Resolution	145	174	173	192	206	204	213	246	189	367	401	245	290
<b>Criminal RALJ</b>	<b>14</b>	<b>18</b>	<b>8</b>	<b>10</b>	<b>7</b>	<b>9</b>	<b>11</b>	<b>5</b>	<b>10</b>	<b>5</b>	<b>4</b>	<b>6</b>	<b>3</b>
50% Cases Resolved by Day	264	340	273	288	337	297	437	408	393	395	549	403	217
Average Days to Resolution	304	319	306	371	440	275	473	389	376	393	586	421	214

(\*) Due to small number of resolutions in this category, the age statistics for homicides are expected to vary considerably.

“Controlled Substance - Non Drug Court” are drug related cases that have never been accepted into drug court.  
“Drug Court” are cases that have been formally accepted into drug court (identified by orders).

(\*\*) Starting January 2021, “failure to register as sex offender” cases are in the “other” category instead of in the “sex crime” category. This change was made in line with the reporting categories by Washington State Administrative Office of the Courts.

Table 5. Pending Criminal Cases  
King County Superior Court

Crime Category	Jul 2020	Aug 2020	Sep 2020	Oct 2020	Nov 2020	Dec 2020	Jan 2021	Feb 2021	Mar 2021	Apr 2021	May 2021	Jun 2021	Jul 2021
<b>Total</b>													
Previous Pending	5209	5386	5653	5736	5814	5934	6149	6296	6143	6070	5993	5931	5695
New Filing	573	516	498	489	408	515	417	358	428	324	343	394	382
Resolved	315	343	358	394	346	301	313	375	881	530	465	525	348
<b>End Pending</b>	<b>5386</b>	<b>5653</b>	<b>5736</b>	<b>5814</b>	<b>5934</b>	<b>6149</b>	<b>6296</b>	<b>6143</b>	<b>6070</b>	<b>5993</b>	<b>5931</b>	<b>5695</b>	<b>5597</b>
<b>Homicide</b>													
Previous Pending	131	134	145	154	157	159	170	178	184	189	193	195	199
New Filing	8	9	9	9	6	8	4	6	10	6	3	10	10
Resolved	1	1	1	3	2	1	1	4	6	4	2	4	1
<b>End Pending</b>	<b>134</b>	<b>145</b>	<b>154</b>	<b>157</b>	<b>159</b>	<b>170</b>	<b>178</b>	<b>184</b>	<b>189</b>	<b>193</b>	<b>195</b>	<b>199</b>	<b>204</b>
<b>Sex Crime*</b>													
Previous Pending	528	543	551	559	551	555	594	557	576	594	597	588	579
New Filing	38	26	59	27	28	33	39	30	56	20	18	33	30
Resolved	27	25	28	34	22	22	21	20	24	31	30	27	26
<b>End Pending</b>	<b>543</b>	<b>551</b>	<b>559</b>	<b>551</b>	<b>555</b>	<b>594</b>	<b>557</b>	<b>576</b>	<b>594</b>	<b>597</b>	<b>588</b>	<b>579</b>	<b>571</b>
<b>Robbery</b>													
Previous Pending	282	291	289	286	286	269	272	290	296	301	292	302	285
New Filing	33	21	29	23	13	30	36	25	32	14	27	25	24
Resolved	21	25	26	23	34	25	20	26	21	30	11	21	16
<b>End Pending</b>	<b>291</b>	<b>289</b>	<b>286</b>	<b>286</b>	<b>269</b>	<b>272</b>	<b>290</b>	<b>296</b>	<b>301</b>	<b>292</b>	<b>302</b>	<b>285</b>	<b>284</b>
<b>Aggravated Assault</b>													
Previous Pending	999	1026	1100	1089	1105	1107	1159	1211	1173	1183	1160	1131	1088
New Filing	132	162	135	142	109	139	115	90	118	96	98	100	99
Resolved	73	108	109	115	113	85	86	123	127	122	97	87	68
<b>End Pending</b>	<b>1026</b>	<b>1100</b>	<b>1089</b>	<b>1105</b>	<b>1107</b>	<b>1159</b>	<b>1211</b>	<b>1173</b>	<b>1183</b>	<b>1160</b>	<b>1131</b>	<b>1088</b>	<b>1066</b>
<b>Burglary/Theft/Larceny</b>													
Previous Pending	1327	1417	1518	1568	1603	1670	1799	1833	1886	1877	1858	1858	1801
New Filing	201	153	140	137	113	145	92	100	100	93	94	117	88
Resolved	61	64	72	82	64	57	68	69	116	121	64	86	62
<b>End Pending</b>	<b>1417</b>	<b>1518</b>	<b>1568</b>	<b>1603</b>	<b>1670</b>	<b>1799</b>	<b>1833</b>	<b>1886</b>	<b>1877</b>	<b>1858</b>	<b>1858</b>	<b>1801</b>	<b>1756</b>
<b>Motor Vehicle Theft</b>													
Previous Pending	127	132	158	162	171	176	193	195	207	201	204	208	199
New Filing	11	27	11	15	11	19	12	9	14	14	12	15	19
Resolved	2	4	11	2	6	6	5	7	16	14	11	12	3
<b>End Pending</b>	<b>132</b>	<b>158</b>	<b>162</b>	<b>171</b>	<b>176</b>	<b>193</b>	<b>195</b>	<b>207</b>	<b>201</b>	<b>204</b>	<b>208</b>	<b>199</b>	<b>204</b>
<b>Controlled Substance - Non Drug Court</b>													
Previous Pending	719	744	749	769	777	817	843	857	652	572	547	532	463
Resolved	35	41	26	34	41	33	26	52	430	106	68	137	27
<b>End Pending</b>	<b>744</b>	<b>749</b>	<b>769</b>	<b>777</b>	<b>817</b>	<b>843</b>	<b>857</b>	<b>652</b>	<b>572</b>	<b>547</b>	<b>532</b>	<b>463</b>	<b>454</b>
<b>Drug Court</b>													
Previous Pending	275	271	280	265	247	248	253	239	215	211	197	190	182
New Enrollment	24	24	7	15	6	10	5	7	19	1	6	6	16
Resolved	18	7	29	23	16	10	24	19	63	26	17	10	13
<b>End Pending</b>	<b>271</b>	<b>280</b>	<b>265</b>	<b>247</b>	<b>248</b>	<b>253</b>	<b>239</b>	<b>215</b>	<b>211</b>	<b>197</b>	<b>190</b>	<b>182</b>	<b>180</b>
<b>Other</b>													
Previous Pending	725	735	782	807	842	863	800	877	900	896	898	878	853
New Filing	70	93	70	86	63	87	82	70	82	63	73	77	87
Resolved	63	50	48	68	41	53	51	50	68	71	161	135	129
<b>End Pending</b>	<b>735</b>	<b>782</b>	<b>807</b>	<b>842</b>	<b>863</b>	<b>800</b>	<b>877</b>	<b>900</b>	<b>896</b>	<b>898</b>	<b>878</b>	<b>853</b>	<b>835</b>
<b>Criminal RALJ</b>													
Previous Pending	96	93	81	77	75	70	66	59	54	46	47	49	46
New Filing	3	0	5	6	1	5	2	2	1	7	4	2	4
Resolved	14	18	8	10	7	9	11	5	10	5	4	6	3
<b>End Pending</b>	<b>93</b>	<b>81</b>	<b>77</b>	<b>75</b>	<b>70</b>	<b>66</b>	<b>59</b>	<b>54</b>	<b>46</b>	<b>47</b>	<b>49</b>	<b>46</b>	<b>43</b>
<b>Total Pending Caseload</b>													
SEA (%)	62%	62%	61%	61%	61%	60%	59%	59%	58%	57%	57%	56%	55%
KNT (%)	38%	38%	39%	39%	39%	40%	41%	41%	42%	43%	43%	44%	45%

Drug court cases are identified by orders.

(\*) Starting January 2021, "failure to register as sex offender" cases are in the "other" category instead of in the "sex crime" category. This change was made in line with the reporting categories by Washington State Administrative Office of the Courts.

Table 6. Age (days) of Pending Cases  
King County Superior Court

Crime Category	Jul 2020	Aug 2020	Sep 2020	Oct 2020	Nov 2020	Dec 2020	Jan 2021	Feb 2021	Mar 2021	Apr 2021	May 2021	Jun 2021	Jul 2021
<b>All Pending (excl. RALJ)</b>	<b>5293</b>	<b>5572</b>	<b>5659</b>	<b>5739</b>	<b>5864</b>	<b>6083</b>	<b>6237</b>	<b>6089</b>	<b>6024</b>	<b>5993</b>	<b>5931</b>	<b>5695</b>	<b>5597</b>
Median Days (50%tile)	150	181	178	180	195	200	207	219	232	246	256	269	279
Average Days	197	242	214	221	232	242	252	259	269	283	296	308	319
<b>Homicide</b>	<b>134</b>	<b>145</b>	<b>154</b>	<b>157</b>	<b>159</b>	<b>170</b>	<b>178</b>	<b>184</b>	<b>189</b>	<b>193</b>	<b>195</b>	<b>199</b>	<b>204</b>
Median Days (50%tile)	296	321	320	291	314	303	325	317	324	332	354	378	398
Average Days	396	400	402	397	409	411	424	420	429	433	452	455	469
<b>Sex Crime*</b>	<b>543</b>	<b>551</b>	<b>559</b>	<b>551</b>	<b>555</b>	<b>594</b>	<b>557</b>	<b>576</b>	<b>594</b>	<b>597</b>	<b>588</b>	<b>579</b>	<b>571</b>
Median Days (50%tile)	196	208	212	237	252	258	271	292	301	291	316	325	317
Average Days	249	281	267	274	290	296	311	318	320	323	342	353	354
<b>Robbery</b>	<b>291</b>	<b>289</b>	<b>286</b>	<b>286</b>	<b>269</b>	<b>272</b>	<b>290</b>	<b>296</b>	<b>301</b>	<b>292</b>	<b>302</b>	<b>285</b>	<b>284</b>
Median Days (50%tile)	154	172	173	185	183	202	189	182	181	166	168	170	191
Average Days	177	198	201	210	222	229	226	226	231	237	246	256	260
<b>Aggravated Assault</b>	<b>1026</b>	<b>1100</b>	<b>1089</b>	<b>1105</b>	<b>1107</b>	<b>1159</b>	<b>1211</b>	<b>1173</b>	<b>1183</b>	<b>1160</b>	<b>1131</b>	<b>1088</b>	<b>1066</b>
Median Days (50%tile)	134	138	140	136	138	154	159	168	169	182	183	197	202
Average Days	165	178	174	180	186	197	201	210	214	226	236	248	257
<b>Burglary/Theft/Larceny</b>	<b>1417</b>	<b>1518</b>	<b>1568</b>	<b>1603</b>	<b>1670</b>	<b>1799</b>	<b>1833</b>	<b>1886</b>	<b>1877</b>	<b>1858</b>	<b>1858</b>	<b>1801</b>	<b>1756</b>
Median Days (50%tile)	144	180	157	172	179	176	194	213	233	253	266	282	304
Average Days	168	220	190	200	212	219	234	241	255	268	281	292	310
<b>Motor Vehicle Theft</b>	<b>132</b>	<b>158</b>	<b>162</b>	<b>171</b>	<b>176</b>	<b>193</b>	<b>195</b>	<b>207</b>	<b>201</b>	<b>204</b>	<b>208</b>	<b>199</b>	<b>204</b>
Median Days (50%tile)	139	170	146	156	178	176	206	201	224	214	227	230	238
Average Days	156	259	166	178	189	198	222	230	242	246	258	263	268
<b>Controlled Substance</b>	<b>744</b>	<b>749</b>	<b>769</b>	<b>777</b>	<b>817</b>	<b>843</b>	<b>857</b>	<b>652</b>	<b>572</b>	<b>547</b>	<b>532</b>	<b>463</b>	<b>454</b>
Median Days (50%tile)	155	196	205	228	225	235	263	292	310	326	335	353	381
Median Days (50%tile)	184	257	217	230	237	253	267	294	312	332	354	361	377
<b>Drug Court</b>	<b>271</b>	<b>280</b>	<b>265</b>	<b>247</b>	<b>248</b>	<b>253</b>	<b>239</b>	<b>215</b>	<b>211</b>	<b>197</b>	<b>190</b>	<b>182</b>	<b>180</b>
Median Days (50%tile)	378	491	398	402	423	445	475	492	482	498	521	540	541
Average Days	434	584	454	453	480	500	524	537	542	567	592	619	629
<b>Other*</b>	<b>735</b>	<b>782</b>	<b>807</b>	<b>842</b>	<b>863</b>	<b>800</b>	<b>877</b>	<b>900</b>	<b>896</b>	<b>898</b>	<b>878</b>	<b>853</b>	<b>835</b>
Median Days (50%tile)	127	144	150	155	165	171	180	185	197	200	211	220	227
Average Days	166	194	178	181	194	208	213	217	233	242	250	264	270
<b>Criminal RALJ</b>	<b>93</b>	<b>81</b>	<b>77</b>	<b>75</b>	<b>70</b>	<b>66</b>	<b>59</b>	<b>54</b>	<b>46</b>	<b>47</b>	<b>49</b>	<b>46</b>	<b>43</b>
Median Days (50%tile)	262	271	304	306	340	363	371	383	426	240	264	268	304
Average Days	434	481	505	497	528	554	576	607	682	643	633	656	700

“Controlled Substance - Non Drug Court” are drug related cases that have never been accepted into drug court.  
“Drug Court” are cases that have been formally accepted into drug court (identified by orders).

(\*) Starting January 2021, “failure to register as sex offender” cases are in the “other” category instead of in the “sex crime” category. This change was made in line with the reporting categories by Washington State Administrative Office of the Courts.

Table 7. Age Intervals of Pending Criminal Cases  
King County Superior Court

Crime Category	Jul 2020	Aug 2020	Sep 2020	Oct 2020	Nov 2020	Dec 2020	Jan 2021	Feb 2021	Mar 2021	Apr 2021	May 2021	Jun 2021	Jul 2021
<b>Total # Cases</b>	<b>5386</b>	<b>5653</b>	<b>5736</b>	<b>5814</b>	<b>5934</b>	<b>6149</b>	<b>6296</b>	<b>6143</b>	<b>6070</b>	<b>5993</b>	<b>5931</b>	<b>5695</b>	<b>5597</b>
0 - 120 days (0 - 4 months)	2090	1996	2106	2160	1991	1943	1921	1882	1821	1707	1624	1519	1430
121-180 days (5 - 6 months)	1069	789	743	736	815	931	805	689	628	678	636	585	574
181-270 days (7 - 9 months)	901	1090	1232	1174	1030	940	1106	1038	1071	900	819	750	720
> 270 days (> 9 months)	1326	1778	1655	1744	2098	2335	2464	2534	2550	2708	2852	2841	2873
<b>Homicide # Cases</b>	<b>134</b>	<b>145</b>	<b>154</b>	<b>157</b>	<b>159</b>	<b>170</b>	<b>178</b>	<b>184</b>	<b>189</b>	<b>193</b>	<b>195</b>	<b>199</b>	<b>204</b>
0 - 120 days (0 - 4 months)	33	39	42	37	34	30	30	32	35	35	35	35	32
121-180 days (5 - 6 months)	13	12	11	20	19	23	22	16	15	13	11	14	18
181-270 days (7 - 9 months)	14	14	19	18	19	24	26	32	26	30	21	21	19
> 270 days (> 9 months)	74	80	82	82	87	93	100	104	113	115	128	129	135
<b>Sex Crime* # Cases</b>	<b>543</b>	<b>551</b>	<b>559</b>	<b>551</b>	<b>555</b>	<b>594</b>	<b>557</b>	<b>576</b>	<b>594</b>	<b>597</b>	<b>588</b>	<b>579</b>	<b>571</b>
0 - 120 days (0 - 4 months)	171	154	155	143	127	142	119	132	152	157	139	127	112
121-180 days (5 - 6 months)	86	86	76	72	64	59	54	56	39	45	55	62	65
181-270 days (7 - 9 months)	92	93	101	108	108	115	105	79	85	69	71	58	69
> 270 days (> 9 months)	194	218	227	228	256	278	279	309	318	326	323	332	325
<b>Robbery # Cases</b>	<b>291</b>	<b>289</b>	<b>286</b>	<b>286</b>	<b>269</b>	<b>272</b>	<b>290</b>	<b>296</b>	<b>301</b>	<b>292</b>	<b>302</b>	<b>285</b>	<b>284</b>
0 - 120 days (0 - 4 months)	118	103	105	106	92	92	107	114	124	122	111	99	93
121-180 days (5 - 6 months)	46	48	42	36	41	37	33	33	26	30	46	45	39
181-270 days (7 - 9 months)	68	62	54	52	41	44	44	38	41	28	31	31	44
> 270 days (> 9 months)	59	76	85	92	95	99	106	111	110	112	114	110	108
<b>Aggravated Assault # Cases</b>	<b>1026</b>	<b>1100</b>	<b>1089</b>	<b>1105</b>	<b>1107</b>	<b>1159</b>	<b>1211</b>	<b>1173</b>	<b>1183</b>	<b>1160</b>	<b>1131</b>	<b>1088</b>	<b>1066</b>
0 - 120 days (0 - 4 months)	466	496	510	510	492	469	488	456	466	440	402	379	359
121-180 days (5 - 6 months)	219	185	134	145	154	192	182	158	143	140	152	131	125
181-270 days (7 - 9 months)	154	192	207	214	174	168	195	202	211	190	166	155	149
> 270 days (> 9 months)	187	227	238	236	287	330	346	357	363	390	411	423	433
<b>Burglary/Theft/Larceny # Cases</b>	<b>1417</b>	<b>1518</b>	<b>1568</b>	<b>1603</b>	<b>1670</b>	<b>1799</b>	<b>1833</b>	<b>1886</b>	<b>1877</b>	<b>1858</b>	<b>1858</b>	<b>1801</b>	<b>1756</b>
0 - 120 days (0 - 4 months)	605	584	632	658	583	577	538	556	525	471	472	449	405
121-180 days (5 - 6 months)	302	176	211	212	263	345	280	223	197	226	188	167	164
181-270 days (7 - 9 months)	228	318	367	319	290	282	377	399	426	333	280	246	233
> 270 days (> 9 months)	282	440	358	414	534	595	638	708	729	828	918	939	954
<b>Motor vehicle Theft # Cases</b>	<b>132</b>	<b>158</b>	<b>162</b>	<b>171</b>	<b>176</b>	<b>193</b>	<b>195</b>	<b>207</b>	<b>201</b>	<b>204</b>	<b>208</b>	<b>199</b>	<b>204</b>
0 - 120 days (0 - 4 months)	57	66	72	70	72	67	57	66	61	59	61	61	64
121-180 days (5 - 6 months)	27	20	22	26	20	32	37	21	20	31	21	18	21
181-270 days (7 - 9 months)	28	28	34	37	37	34	28	38	36	33	35	32	28
> 270 days (> 9 months)	20	44	34	38	47	60	73	82	84	81	91	88	91
<b>Controlled Substance # Cases</b>	<b>744</b>	<b>749</b>	<b>769</b>	<b>777</b>	<b>817</b>	<b>843</b>	<b>857</b>	<b>652</b>	<b>572</b>	<b>547</b>	<b>532</b>	<b>463</b>	<b>454</b>
0 - 120 days (0 - 4 months)	252	202	224	239	221	233	232	157	119	103	97	87	84
121-180 days (5 - 6 months)	198	115	99	88	111	113	66	61	69	60	42	38	35
181-270 days (7 - 9 months)	136	190	232	204	155	116	161	88	76	62	72	59	49
> 270 days (> 9 months)	158	242	214	246	330	381	398	346	308	322	321	279	286
<b>Drug Court # Cases</b>	<b>271</b>	<b>280</b>	<b>265</b>	<b>247</b>	<b>248</b>	<b>253</b>	<b>239</b>	<b>215</b>	<b>211</b>	<b>197</b>	<b>190</b>	<b>182</b>	<b>180</b>
0 - 120 days (0 - 4 months)	25	6	22	22	19	20	15	18	14	13	14	10	13
121-180 days (5 - 6 months)	19	7	8	8	9	7	5	10	10	6	1	4	4
181-270 days (7 - 9 months)	34	24	39	39	30	18	19	11	17	13	14	12	10
> 270 days (> 9 months)	193	243	196	178	190	208	200	176	170	165	161	156	153
<b>Other* # Cases</b>	<b>735</b>	<b>782</b>	<b>807</b>	<b>842</b>	<b>863</b>	<b>800</b>	<b>877</b>	<b>900</b>	<b>896</b>	<b>898</b>	<b>878</b>	<b>853</b>	<b>835</b>
0 - 120 days (0 - 4 months)	356	341	333	359	336	296	322	342	316	295	279	259	254
121-180 days (5 - 6 months)	140	133	138	126	129	120	119	100	105	122	115	102	100
181-270 days (7 - 9 months)	122	142	161	169	174	136	148	148	147	135	122	130	117
> 270 days (> 9 months)	117	166	175	188	224	248	288	310	328	346	362	362	364
<b>Criminal RALJ # Cases</b>	<b>93</b>	<b>81</b>	<b>77</b>	<b>75</b>	<b>70</b>	<b>66</b>	<b>59</b>	<b>54</b>	<b>46</b>	<b>47</b>	<b>49</b>	<b>46</b>	<b>43</b>
0 - 120 days (0 - 4 months)	7	5	11	16	15	17	13	9	9	12	14	13	14
121-180 days (5 - 6 months)	19	7	2	3	5	3	7	11	4	5	5	4	3
181-270 days (7 - 9 months)	25	27	18	14	2	3	3	3	6	7	7	6	2
> 270 days (> 9 months)	42	42	46	42	48	43	36	31	27	23	23	23	24

“Controlled Substance - Non Drug Court” are drug related cases that have never been accepted into drug court.  
“Drug Court” are cases that have been formally accepted into drug court (identified by orders).

(\*) Starting January 2021, “failure to register as sex offender” cases are in the “other” category instead of in the “sex crime” category. This change was made in line with the reporting categories by Washington State Administrative Office of the Courts.

Table 8. Comparison between SEA/KNT: Filings, Resolutions, and Pending Caseload  
King County Superior Court

	Jul 2020	Aug 2020	Sep 2020	Oct 2020	Nov 2020	Dec 2020	Jan 2021	Feb 2021	Mar 2021	Apr 2021	May 2021	Jun 2021	Jul 2021
<b>Total Filings</b>													
SEA - # of Cases Filed	317	277	303	264	221	244	237	205	237	158	180	227	227
KNT - # of Cases Filed	256	239	195	225	187	271	180	153	191	166	163	167	155
SEA %	55%	54%	61%	54%	54%	47%	57%	57%	55%	49%	52%	58%	59%
KNT %	45%	46%	39%	46%	46%	53%	43%	43%	45%	51%	48%	42%	41%
<b>Total Resolutions</b>													
SEA - # of Cases Resolved	187	202	222	249	217	193	194	237	552	362	286	352	231
KNT - # of Cases Resolved	128	141	136	145	129	108	119	138	359	168	179	173	117
SEA %	59%	59%	62%	63%	63%	64%	62%	63%	63%	68%	61%	67%	66%
KNT %	41%	41%	38%	37%	37%	36%	38%	37%	37%	32%	39%	33%	34%
<b>Total Pending</b>													
SEA - # of Cases Pending	3350	3485	3520	3574	3601	3666	3714	3600	3539	3432	3372	3196	3100
KNT - # of Cases Pending	2036	2168	2216	2240	2333	2483	2582	2543	2531	2561	2559	2499	2497
SEA %	62%	62%	61%	61%	61%	60%	59%	59%	58%	57%	57%	56%	55%
KNT %	38%	38%	39%	39%	39%	40%	41%	41%	42%	43%	43%	44%	45%

Table 9. Drug Court Statistics  
King County Superior Court

Categories	Jul 2020	Aug 2020	Sep 2020	Oct 2020	Nov 2020	Dec 2020	Jan 2021	Feb 2021	Mar 2021	Apr 2021	May 2021	Jun 2021	Jul 2021
Referrals	53	18	47	35	27	14	22	16	30	11	33	8	11
<i>Directly from PA</i>	38	4	31	21	18	2	6	12	9	4	15	6	5
<i>From Mainstream</i>	15	14	16	14	9	12	16	4	21	7	18	2	6
Opt-in <sup>(1)</sup>	24	24	7	15	6	10	5	7	19	1	6	6	16
Resolutions	18	7	29	23	16	10	24	19	63	26	17	10	13
Graduations <sup>(2)</sup>	12	6	18	15	13	2	12	10	56	21	10	7	9
Terminations <sup>(3)</sup>	6	1	11	8	3	8	12	9	7	5	7	3	4
Drug Court Pending	271	280	265	247	248	253	239	215	211	197	190	182	180
SEA Drug Court	194	211	200	185	183	191	176	154	155	142	138	132	136
KNT Drug Court	77	69	65	62	65	62	63	61	56	55	52	50	44

- (1) Opt-in reflects the court order of participation.
- (2) Graduations are dismissals of opted-in cases after the completion of program.
- (3) Terminations are cases that fail in drug court.