



King County

Department of Judicial Administration

Barbara Miner

Director and Superior Court Clerk

(206) 296-9300 (206) 296-0100 TTY/TDD

King County Superior Court

Quarterly Statistical Report

Second Quarter 2021

Department of Judicial Administration

Prepared by: Shiquan Liao, Ph.D., Statistician

July 15, 2021

Report #: QTR-2021-02

Seattle:
516 Third Avenue Room E609
Seattle, WA 98104-2386

Regional Justice Center:
401 Fourth Avenue North Room 2C
Kent, WA 98032-4429

Juvenile Division:
1211 East Alder Room 3015
Seattle, WA 98122-5598

Quarterly Report Summary

King County Superior Court

NOTE: Washington State Supreme Court orders related to the coronavirus pandemic, beginning March 2020, affect the statistics for the foreseeable future.

Highlights

- **Criminal Cases** -- The criminal filings in the first two quarters of 2021 were lower than that in 2020, with a 19.1% decrease (-19.1%). The criminal filings (excluding RALJ) in the first two quarters of 2021 were 2,246 cases. MRJC accounted for 44% of the total criminal filings in the court. The number of resolutions of criminal cases in the first two quarters of 2021 was 3,048 cases, higher than the filing volume in the same time period because of dismissals of a sizeable number of controlled substance cases due to the Blake decision from the Supreme Court. The pending criminal caseload at the end of the second quarter of 2021 was 5,649 cases (excluding RALJ). Of the 5,649 pending criminal cases, 44% were the MRJC cases. **The large pending criminal caseload is primarily due to the COVID-19 pandemic causing the court to suspend trials and to issue many fewer bench warrants, thus keeping these cases in pending active status.**
- **Civil Cases**. Filings in civil cases (case type 2) in the first two quarters of 2021 were significantly lower than that in 2020 (-11.6%). The civil resolutions were low in the same time period, slightly lower than the filing volume. The pending civil caseload was 7,741 cases at the end of the second quarter of 2021. RJC had 36% of the civil pending caseload.
- **Domestic Cases**. Domestic case (case type 3) filings in the first two quarters of 2021 were higher than that in the same time period in 2020 (+8.9%), totaling 3,115 cases. The resolutions of domestic cases matched the filing volume in the same time period. The pending domestic caseload was 4,486 cases at the end of the second quarter of 2021, with 41% being the MRJC cases.
- **ITA Cases**. The filings of ITA cases in 2021 continue to increase. A total of 2,662 ITA cases were filed in the first two quarters of 2021, up by 9.8% from that in 2020 (+9.8%). The number of ITA cases remaining to be adjudicated at the end of the second quarter of 2021 was 379 cases.
- **Juvenile Dependency/Termination (DEP/TER) and At-risk Youth (ARY)/Child-in-Need of Service (CHINS) Cases**. In the first two quarters of 2021, the filing volume in juvenile-related cases showed a decreasing pattern when compared to that in 2020 in most categories: dependency filings down by 16% (-15.9%), termination down by 23% (-23%) and only 4 truancy cases were filed, while filing in ARY/CHINS/others was up to pre Covid-19 level . At the end of the second quarter of 2021, there were 252 dependency cases, 345 termination cases, and 151 ARY/CHINS/Other cases pending resolution.
- **Juvenile Offender Cases**. The juvenile offender filings in 2021 were extremely low. In the first two quarters, there were only 208 offender cases filed, a 57.2% decrease from the same time period in 2020 (-57.2%). The resolution pace for juvenile offender cases exceeded the filing pace in the same time period. At the end of the second quarter of 2021, there were 396 juvenile offender pending cases.
- **Pro Tem Use**. In the first two quarters of 2021, the daily Pro Tem use by the court was 2.2 and 3.9 FTEs, respectively.
- **Post-resolution Modifications (Table 1-A)**. In the first two quarters of 2021, there were 332 post-resolution modifications filed (both parenting plan and relocation modifications).
- **Active re-opened cases and family law modification cases (Table 4-A)**. At the end of the second quarter of 2021, there were 378 active re-opened cases and 531 active family law modification cases.

Table 1. Year-to-Date Filing Activity

King County Superior Court

Reporting Category	Year-to-Date (Jan – Jun) and Annual Filing Activity ⁽¹⁾					2020-2021 change (+ means “increase”)		% of 2021 Total Filing ⁽²⁾
	2017	2018	2019	2020	2021	Cases	Percentage	
Total (incl. RALJ)								
Year-to-Date Filing	27007	27766	26886	21417	20508	-909	-4.2%	
Annual Filing	53115	53835	52889	43103				
Criminal (excl. RALJ)								
Year-to-Date Filing	3310	3017	2937	2777	2246	-531	-19.1%	11.0%
Annual Filing	6441	5989	6607	5877				
Civil (excl. RALJ)								
Year-to-Date Filing	10697	11191	10842	7940	7019	-921	-11.6%	34.2%
Annual Filing	21517	22217	21202	15352				
Domestic								
Year-to-Date Filing	3896	3888	3560	2861	3115	+254	+8.9%	15.2%
Annual Filing	7597	7640	7280	6163				
Probate								
Year-to-Date Filing	3428	3380	3582	3235	4003	+768	+23.7%	19.5%
Annual Filing	6418	6382	6804	6766				
Guardianship								
Year-to-Date Filing	477	515	370	355	388	+33	+9.3%	1.9%
Annual Filing	949	977	706	725				
Adoption								
Year-to-Date Filing	265	220	236	193	191	-2	-1.0%	0.9%
Annual Filing	546	445	483	431				
Parentage								
Year-to-Date Filing	282	269	265	154	205	+51	+33.1%	1.0%
Annual Filing	539	512	526	340				
ITA – Civil Commitment								
Year-to-Date Filing	2317	2407	2446	2422	2662	+240	+9.8%	13.0%
Annual Filing	4694	4910	4985	5131				
Juvenile Dependency (DEP)								
Year-to-Date Filing	412	411	426	245	206	-39	-15.9%	1.0%
Annual Filing	793	787	811	435				
Juvenile Termination (TER)								
Year-to-Date Filing	153	177	113	126	97	-29	-23.0%	0,5%
Annual Filing	304	344	225	291				
Juvenile ARY/CHINS/OTHERS								
Year-to-Date Filing	111	143	105	72	113	+41	+56.9%	0.6%
Annual Filing	245	293	206	187				
Juvenile Truancy								
Year-to-Date Filing	904	1418	1281	493	4	-489	-99.2%	0.0%
Annual Filing	1547	1925	1706	501				
Juvenile Offender								
Year-to-Date Filing	646	645	609	484	208	-276	-57.2%	1.0%
Annual Filing	1324	1229	1121	788				
Criminal RALJ								
Year-to-Date Filing	76	55	69	40	18	-22	-55.0%	0.1%
Annual Filing	136	117	146	63				
Civil RALJ								
Year-to-Date Filing	33	30	34	20	33	+13	+65.0%	0.2%
Annual Filing	65	68	81	53				
Matters Filed with Clerk ⁽³⁾								
Year-to-Date Filing	6073	4627	4773	2292	1309	-983	-42.9%	
Annual Filing	10903	9036	10030	2784				

(1) New filings only (based on filing date).

(2) New filings of each reporting category as percentage of “Year-to-Date Filing”.

(3) “Matters Filed with Clerk” not included in the “Total”.

Chart 1-A. Quarterly Filing Activity
Total Judicial Cases Only ("Matters Filed with Clerk" excluded)

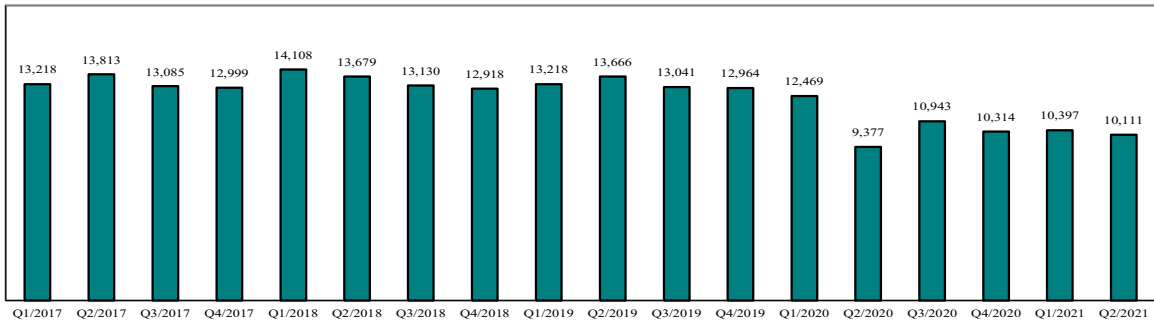


Chart 1-B. Quarterly Filings: Criminal and Juvenile Offender Cases

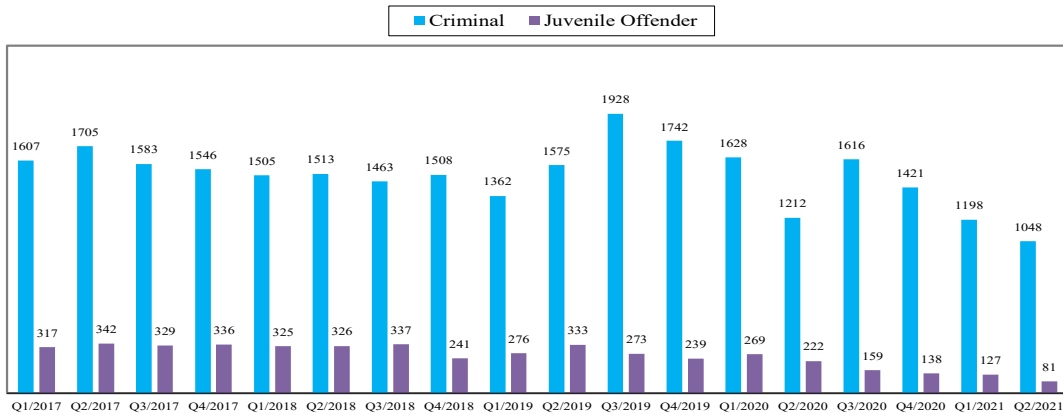
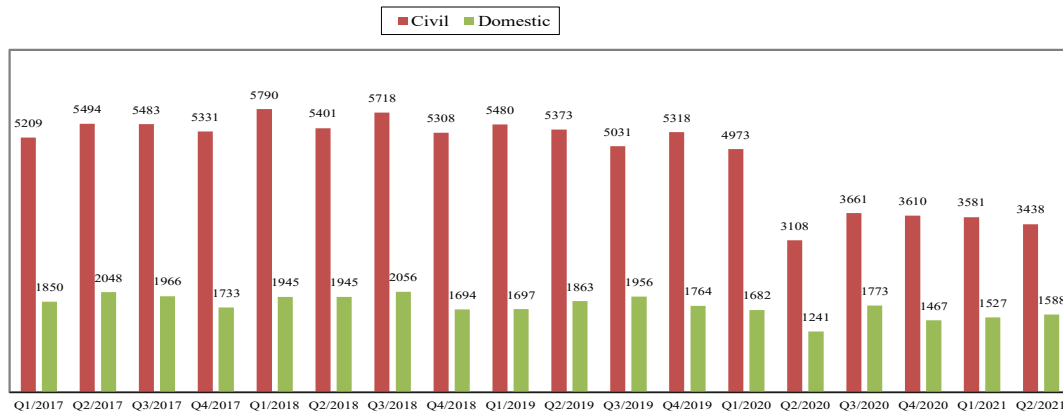


Chart 1-C. Quarterly Filings: Civil and Domestic Cases



* Note: "Civil" is specifically defined in this report. The category of "Civil" does **not** include the following case types: domestic, probate, guardianship, adoption, Parentage, ITA (civil commitment), juvenile cases (dependency, at-risk youth, child-in-need of service), civil RALJ, and tax filings that don't require judicial resources ("matters filed with clerk"). Please check the Appendix for the cause codes in the "General Civil" category.

Table 1-A. Post-Resolution Modifications Filed (Domestic and Parentage Cases)

		2019Q1			2019Q2			2019Q3			2019Q4			Year 2019		
Location	Case Type	DMOD	DTBA	Total	DMOD	DTBA	Total	DMOD	DTBA	Total	DMOD	DTBA	Total	DMOD	DTBA	Total
KNT	Domestic	6	66	72	15	53	68	18	64	82	5	60	65	44	243	287
	Parentage	0	11	11	0	9	9	1	14	15	0	15	15	1	49	50
KNT Total		6	77	83	15	62	77	19	78	97	5	75	80	45	292	337
SEA	Domestic	15	80	95	24	78	102	23	78	101	8	70	78	70	306	376
	Parentage	1	13	14	0	11	11	2	7	9	0	6	6	3	37	40
SEA Total		16	93	109	24	89	113	25	85	110	8	76	84	73	343	416
KNT/SEA Total		22	170	192	39	151	190	44	163	207	13	151	164	118	635	753
		2020Q1			2020Q2			2020Q3			2020Q4			Year 2020		
Location	Case Type	Relocation	Parent Mod	Total	Relocation	Parent Mod	Total	Relocation	Parent Mod	Total	Relocation	Parent Mod	Total	Relocation	Parent Mod	Total
KNT	Domestic	5	59	64	11	39	50	14	42	56	9	50	59	39	190	229
	Parentage	1	11	12	1	2	3	0	11	11	1	2	3	3	26	29
KNT Total		6	70	76	12	41	53	14	53	67	10	52	62	42	216	258
SEA	Domestic	17	69	86	19	42	61	26	55	81	20	52	72	82	218	300
	Parentage	1	7	8	1	2	3	1	3	4	0	2	2	3	14	17
SEA Total		18	76	94	20	44	64	27	58	85	20	54	74	85	232	317
KNT/SEA Total		24	146	170	32	85	117	41	111	152	30	106	136	127	448	575
		2021Q1			2021Q2			2021Q3			2021Q4			Year 2021 (YTD)		
Location	Case Type	Relocation	Parent Mod	Total	Relocation	Parent Mod	Total	Relocation	Parent Mod	Total	Relocation	Parent Mod	Total	Relocation	Parent Mod	Total
KNT	Domestic	12	52	64	16	39	55							28	91	119
	Parentage	1	6	7	1	12	13							2	18	20
KNT Total		13	58	71	17	51	68							30	109	139
SEA	Domestic	19	65	84	28	72	100							47	137	184
	Parentage	0	3	3	2	4	6							2	7	9
SEA Total		19	68	87	30	76	106							49	144	193
KNT/SEA Total		32	126	158	47	127	174							79	253	332
1) Prior to 2019, both parenting and support modifications were included; 2) Starting 2019, only parenting modification and relocation are included.																

Table 2. Number of Cases Resolved and Resolution Category (%)

King County Superior Court

Reporting Category	Q3/19	Q4/19	Q1/20	Q2/20	Q3/20	Q4/20	Q1/21	Q2/21
Total Resolutions (excl. "Matters Filed with Clerk")	13115	13083	11629	8047	10374	10416	10692	10674
Criminal (excl. RALJ): # Resolved	1519	1457	1427	574	976	1015	1543	1505
Resolved by Jury Trial	2.1%	3.6%	2.6%	0.2%	0.6%	1.3%	0.5%	2.0%
Resolved by Non-Jury Trial	0.3%	0.4%	1.0%	1.7%	0.8%	0.6%	0.6%	0.3%
Resolved by Guilty Plea	78.1%	74.0%	72.0%	67.4%	69.5%	72.6%	48.3%	59.7%
Dismissal	19.4%	21.8%	24.2%	30.7%	29.1%	25.4%	48.4%	35.7%
Others	0.2%	0.2%	0.2%	0.0%	0.0%	0.1%	2.3%	2.3%
Civil: # Resolved	5391	5559	4671	2708	3608	3515	3458	3373
Resolved by Jury Trial	0.4%	0.3%	0.2%	0.0%	0.2%	0.2%	0.6%	0.4%
Resolved by Non-Jury Trial	0.5%	0.3%	0.1%	0.1%	0.1%	0.1%	0.5%	0.5%
Summary Judgment	2.2%	1.4%	1.3%	1.0%	1.2%	1.3%	1.6%	1.9%
Default/ Uncontested	29.8%	30.1%	32.3%	39.1%	40.8%	38.2%	37.1%	38.3%
Arbitration	3.3%	3.3%	3.2%	5.4%	6.3%	5.8%	3.8%	4.7%
Settlement/Dismissal	61.7%	60.0%	60.3%	53.3%	49.6%	53.0%	53.8%	52.8%
Closure by Clerk	1.2%	3.7%	1.8%	0.0%	0.6%	0.3%	1.4%	0.2%
Others	0.8%	0.9%	0.8%	1.1%	1.1%	1.1%	1.3%	1.2%
Domestic: # Resolved	1903	1916	1507	1135	1405	1750	1587	1579
Resolved by Trial	2.8%	4.1%	3.1%	1.0%	2.9%	4.1%	4.5%	4.9%
Default/ Uncontested	8.9%	8.4%	9.6%	6.7%	9.0%	8.6%	6.9%	8.2%
Settlement /Dismissal	88.1%	86.3%	86.7%	92.2%	87.9%	86.8%	88.0%	86.6%
Closure by Clerk	0.1%	0.8%	0.3%	0.0%	0.1%	0.1%	0.2%	0.0%
Others	0.1%	0.4%	0.3%	0.2%	0.1%	0.3%	0.4%	0.3%
Probate: # Resolved	1622	1572	1534	1508	1634	1621	1850	1927
Personal Rep. Appointed	68.0%	67.7%	69.0%	73.2%	70.9%	70.8%	73.8%	68.9%
Dismissal	7.0%	7.8%	5.4%	6.2%	6.5%	6.8%	4.9%	7.3%
Closure by Clerk	0.0%	0.0%	0.1%	0.0%	0.0%	0.0%	0.0%	0.0%
Others	25.0%	24.6%	25.5%	20.6%	22.6%	22.5%	21.4%	23.8%
Guardianship: # Resolved	156	157	157	147	172	172	145	185
Guardian Appointed	86.5%	82.2%	80.9%	69.4%	71.5%	83.7%	82.1%	75.1%
Dismissal	11.5%	16.6%	18.5%	28.6%	21.5%	16.3%	16.6%	20.0%
Closure by Clerk	0.0%	0.0%	0.0%	0.0%	4.7%	0.0%	0.0%	0.0%
Others	1.9%	1.3%	0.6%	2.0%	2.3%	0.0%	1.4%	4.9%
Adoption: # Resolved	136	127	79	59	104	107	78	89
Resolved by Trial	0.0%	0.0%	0.0%	0.0%	0.0%	0.0%	1.3%	0.0%
Uncontested	9.6%	3.1%	7.6%	0.0%	3.8%	0.9%	0.0%	1.1%
Settlement /Dismissal	90.4%	96.1%	91.1%	98.3%	96.2%	98.1%	97.4%	98.9%
Closure by Clerk	0.0%	0.8%	0.0%	0.0%	0.0%	0.0%	1.3%	0.0%
Others	0.0%	0.0%	1.3%	1.7%	0.0%	0.9%	0.0%	0.0%
Parentage: # Resolved	129	129	98	27	96	96	89	98
Resolved by Trial	2.3%	0.8%	1.0%	0.0%	0.0%	4.2%	3.4%	2.0%
Summary Judgment	45.0%	44.2%	51.0%	33.3%	58.3%	42.7%	31.5%	38.8%
Default/ Uncontested	18.6%	12.4%	8.2%	3.7%	8.3%	19.8%	20.2%	20.4%
Settlement/Dismissal	34.1%	41.9%	39.8%	63.0%	32.3%	33.3%	44.9%	38.8%
Closure by Clerk	0.0%	0.0%	0.0%	0.0%	0.0%	0.0%	0.0%	0.0%
Others	0.0%	0.8%	0.0%	0.0%	1.0%	0.0%	0.0%	0.0%
ITA(civil commitment): # Resolved	1275	1175	1123	1116	1395	1206	1178	1325
Court Decision to Commit	53.6%	50.2%	47.9%	44.6%	41.9%	35.8%	36.3%	30.4%
Closed by Court	0.0%	0.0%	0.0%	0.0%	0.0%	0.0%	0.0%	0.0%
Dismissal	15.2%	18.6%	14.1%	13.6%	11.0%	10.5%	11.9%	15.4%
Others	31.2%	31.1%	38.0%	41.8%	47.1%	53.6%	51.8%	54.2%
Juv. Dependency: # Resolved	190	155	137	65	152	162	134	108
Finding of Dependency	64.7%	39.4%	48.2%	41.5%	50.0%	69.5%	63.4%	75.9%
Dismissal	34.7%	50.6%	50.4%	58.5%	49.3%	28.7%	35.8%	24.1%
Others	0.5%	0.0%	1.5%	0.0%	0.7%	1.8%	0.7%	0.0%

Table 2 (cont.). Number of Cases Resolved and Resolution Category (%)

King County Superior Court

Reporting Category	Q3/19	Q4/19	Q1/20	Q2/20	Q3/20	Q4/20	Q1/21	Q2/21
Juv. Terminations: # Resolved	34	37	40	15	63	43	56	69
Finding of Dependency	88.2%	64.9%	85.0%	60.0%	81.0%	97.7%	89.3%	79.7%
Dismissal	11.8%	35.1%	15.0%	40.0%	19.0%	2.3%	10.7%	20.3%
Others	0.0%	0.0%	0.0%	0.0%	0.0%	0.0%	0.0%	0.0%
ARY/CHINS/OTHER: # Resolved	50	41	29	14	38	51	75	55
Approve of Petition	42.0%	39.0%	13.7%	28.6%	15.8%	58.7%	78.7%	78.2%
Dismissal	58.0%	61.0%	86.2%	71.4%	68.4%	41.3%	21.3%	21.8%
Others	0.0%	0.0%	0.0%	0.0%	0.0%	0.0%	0.0%	0.0%
Juvenile Truancy: # Resolved	424	445	548	497	424	228	285	75
Approve of Petition	0.2%	0.2%	0.5%	0.2%	0.0%	0.4%	0.0%	0.0%
Dismissal	99.8%	99.8%	99.5%	99.8%	100%	99.6%	100.0%	100.0%
Others	0.0%	0.0%	0.0%	0.0%	0.0%	0.0%	0.0%	0.0%
Juvenile Offender: # Resolved	250	245	232	132	251	191	178	197
Resolved by Trial (Fact Finding)	0.0%	0.0%	2.2%	0.8%	0.4%	0.5%	0.6%	0.0%
Resolved by Guilty Plea	40.8%	39.6%	34.5%	31.3%	24.7%	31.9%	34.8%	46.7%
Dismissal	40.0%	36.9%	43.1%	47.0%	48.6%	48.2%	48.3%	38.1%
Deferred Disposition (DDSP)	14.8%	16.7%	11.2%	15.2%	19.5%	16.2%	12.9%	13.2%
Others (including Deferred Prosecution)	4.4%	4.1%	9.1%	6.1%	6.8%	3.1%	3.4%	2.0%
Criminal RALJ: # Resolved	26	41	22	39	40	26	26	25
RALJ Decision	65.4%	65.9%	86.4%	76.9%	75.0%	84.6	84.6%	80.0%
Dismissal	26.9%	19.5%	13.6%	20.5%	25.0%	11.5	11.5%	20.0%
Others	7.7%	14.6%	0.0%	2.6%	0.0%	3.8	3.8%	0.0%
Civil RALJ: # Resolved	10	27	25	11	16	10	10	13
RALJ Decision	30.0%	37.0%	20.0%	45.5%	50.0%	90.0%	20.0%	15.4%
Dismissal	60.0%	46.1%	28.0%	45.5%	43.8%	0.0%	60.0%	76.9%
Others	10.0%	14.8%	52.0%	9.1%	6.3%	10.0%	20.0%	7.7%

Chart 2-A. Quarterly Resolutions
Total Judicial Cases Only ("Matters Filed with Clerk" excluded)

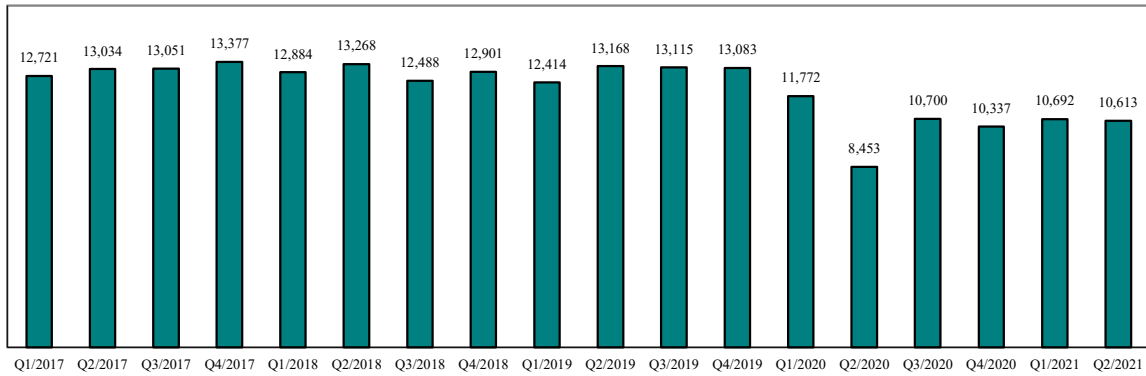


Chart 2-B. Quarterly Resolutions: Criminal and Juvenile Offender Cases

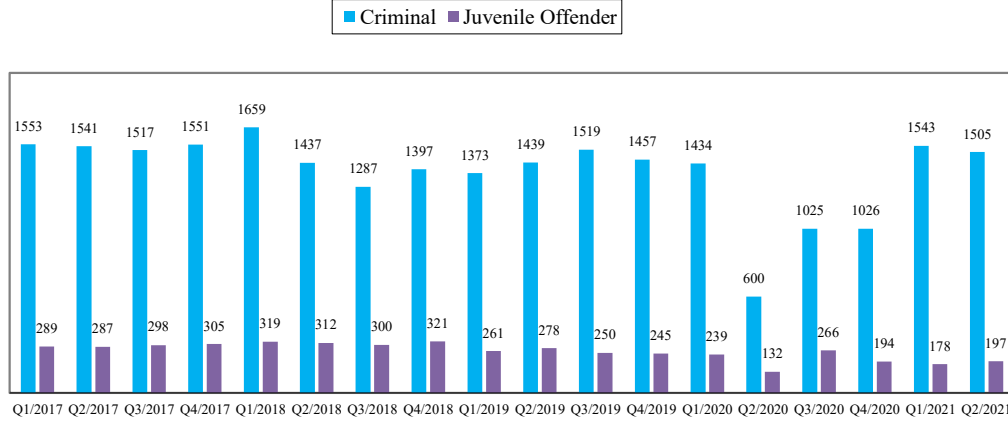
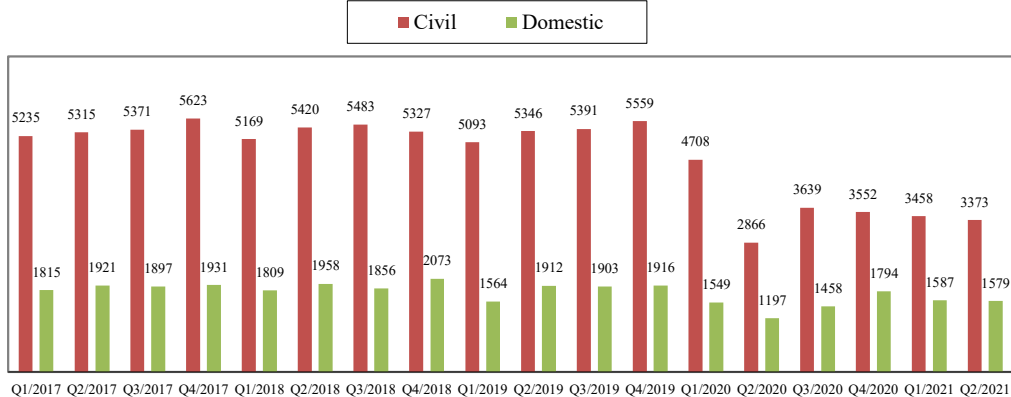


Chart 2-C. Quarterly Resolutions: Civil and Domestic Cases



Note: "Civil" is specifically defined in this report. The category of "Civil" does **not** include the following case types: domestic, probate, guardianship, adoption, Parentage, mental illness, juvenile cases (dependency, at-risk youth, child-in-need of service), civil RALJ, and tax filings that don't require judicial resources ("matters filed with clerk"). Please check the Appendix for the cause codes in the "General Civil" category.

Table 3. Age of Resolved Cases
King County Superior Court

Reporting Category	Age of Cases at Resolution							
	Q3/19	Q4/19	Q1/20	Q2/20	Q3/20	Q4/20	Q1/21	Q2/21
Criminal (excl. RALJ)								
Age (days)								
50% Cases Resolved by Day	109	104	118	112	179	216	222	221
90% Cases Resolved by Day	411	431	435	455	443	470	555	375
Comparison with Court Standard of								
90% in 4 months	53%	54%	51%	53%	34%	33%	34%	32%
98% in 6 months	66%	68%	66%	67%	51%	44%	43%	44%
100% in 9 months	79%	80%	80%	79%	70%	64%	59%	59%
Civil (excl. RALJ)								
Age (days)								
50% Cases Resolved by Day	62	64	42	73	91	88	90	85
90% Cases Resolved by Day	406	399	361	361	386	396	447	448
Comparison with Court Standard of								
90% in 12 months	86%	86%	90%	90%	87%	85%	83%	85%
98% in 18 months	95%	94%	97%	98%	97%	96%	94%	93%
100% in 24 months	99%	98%	99%	100%	99%	98%	97%	97%
Domestic								
Age (days)								
50% Cases Resolved by Day	157	149	153	170	224	213	210	195
90% Cases Resolved by Day	435	400	405	383	442	466	510	478
Comparison with Court Standard of								
90% in 8 months	67%	71%	66%	64%	53%	53%	56%	59%
98% in 10 months	75%	79%	75%	77%	66%	68%	66%	70%
100% in 14 months	89%	92%	91%	93%	88%	87%	84%	85%
Probate								
Age (days)								
50% Cases Resolved by Day	0	0	0	5	4	4	3	3
90% Cases Resolved by Day	30	30	18	30	34	35	27	42
Comparison with Court Standard of								
90% in 8 months	97%	98%	98%	99%	99%	98%	98%	97%
98% in 18 months	97%	98%	99%	100%	99%	99%	99%	98%
100% in 36 months	97%	98%	99%	100%	100%	100%	100%	99%
Guardianship								
Age (days)								
50% Cases Resolved by Day	52	59	52	53	56	52	54	53
90% Cases Resolved by Day	127	163	161	265	458	133	178	130
Comparison with Court Standard of								
90% in 8 months	98%	93%	96%	90%	81%	97%	92%	97%
98% in 18 months	99%	98%	99%	94%	93%	100%	98%	98%
100% in 36 months	99%	99%	99%	97%	100%	100%	99%	98%
Adoption								
Age (days)								
50% Cases Resolved by Day	38	35	36	70	52	40	106	58
90% Cases Resolved by Day	227	156	257	231	230	163	336	223
Comparison with Court Standard of								
90% in 8 months	92%	95%	89%	93%	91%	94%	80%	91%
98% in 10 months	95%	98%	94%	97%	94%	95%	87%	92%
100% in 14 months	97%	99%	96%	100%	97%	99%	95%	94%
Parentage								
Age (days)								
50% Cases Resolved by Day	131	121	152	275	239	246	207	149
90% Cases Resolved by Day	297	316	354	515	362	455	484	469
Comparison with Court Standard of								
90% in 8 months	79%	83%	76%	41%	50%	50%	62%	76%
98% in 10 months	90%	89%	87%	67%	81%	75%	72%	83%
100% in 14 months	93%	97%	95%	85%	95%	89%	84%	88%

Table 3 (cont.) Age of Resolved Cases

King County Superior Court

Reporting Category	Age of Cases at Resolution							
	Q3/19	Q4/19	Q1/20	Q2/20	Q3/20	Q4/20	Q1/21	Q2/21
ITA (civil commitment) *								
Age (days)								
50% Cases Resolved by Day	6	7	9	10	12	13	13	12
90% Cases Resolved by Day	22	27	32	30	53	48	42	52
Juvenile Dependency (DEP)								
Age (days)								
50% Cases Resolved by Day	116	211	198	190	203	245	150	155
90% Cases Resolved by Day	292	1056	618	517	455	636	573	554
Comparison with Court Standard of								
90% in 8 months	86%	54%	66%	55%	61%	49%	65%	76%
98% in 10 months	90%	62%	78%	71%	73%	61%	70%	83%
100% in 14 months	94%	73%	86%	77%	85%	75%	81%	88%
Juvenile Termination (TER)								
Age (days)								
50% Cases Resolved by Day	171	190	83	390	209	126	253	162
90% Cases Resolved by Day	377	375	523	675	560	307	514	784
Comparison with Court Standard of								
90% in 8 months	74%	63%	80%	27%	60%	61%	48%	65%
98% in 10 months	80%	71%	80%	40%	71%	88%	66%	68%
100% in 14 months	95%	98%	83%	67%	84%	93%	77%	74%
Juv ARY/CHINS/OTHER								
Age (days)								
50% Cases Resolved by Day	41	50	66	89	222	36	28	31
90% Cases Resolved by Day	230	238	251	224	362	339	231	267
Comparison with Court Standard of								
90% in 8 months	92%	91%	86%	93%	66%	80%	91%	87%
98% in 10 months	96%	93%	100%	93%	76%	87%	95%	95%
100% in 14 months	98%	95%	100%	93%	97%	91%	96%	95%
Juvenile Truancy*								
Age (days)								
50% Cases Resolved by Day	468	327	406	489	521	383	411	447
90% Cases Resolved by Day	616	700	1112	919	826	601	643	519
Juvenile Offender								
Age (days)								
50% Cases Resolved by Day	140	140	133	147	204	230	233	169
90% Cases Resolved by Day	307	385	331	330	461	489	510	481
Comparison with Court Standard of								
90% in 4 months	43%	47%	47%	45%	24%	18%	25%	30%
98% in 6 months	66%	65%	54%	59%	39%	40%	39%	51%
100% in 9 months	84%	84%	82%	76%	68%	59%	62%	70%
Criminal RALJ								
Age (days)								
50% Cases Resolved by Day	216	302	331	314	280	316	415	480
90% Cases Resolved by Day	500	716	490	632	486	703	708	844
Civil RALJ								
Age (days)								
50% Cases Resolved by Day	167	171	108	182	189	264	162	168
90% Cases Resolved by Day	210	324	323	250	301	359	214	186

* No standard yet.

Table 4. Active Pending Caseload Statistics
King County Superior Court

Reporting Category		Q3/19	Q4/19	Q1/20	Q2/20	Q3/20	Q4/20	Q1/21	Q2/21
Total (incl. RALJ)									
Previous Pending	(+)	13168	13115	22146	22746	23139	23149	22977	22831
New Filing	(+)	13041	12964	12475	8942	10656	10156	10397	10111
Resolved	(-)	13115	13083	11629	8047	10374	10193	10692	10674
End Pending		22909	22146	22748	23139	23149	22977	22831	22153
Resolution Rate*		1.006	1.009	0.932	0.900	0.974	1.004	1.028	1.056
Criminal (excl. RALJ)									
Previous Pending	(+)	3420	3579	3564	4188	5113	5659	6083	6024
New Filing	(+)	1928	1742	1628	1149	1579	1400	1198	1048
Resolved	(-)	1519	1457	1427	574	976	1015	1543	1505
End Pending		3579	3564	4188	5113	5659	6083	6024	5649
Resolution Rate*		0.788	0.836	0.877	0.500	0.618	0.725	1.288	1.494
Civil (excl. RALJ)									
Previous Pending	(+)	9135	8152	8576	8515	7900	7821	7778	7719
New Filing	(+)	5031	5318	4981	2959	3571	3551	3581	3438
Resolved	(-)	5391	5559	4671	2708	3608	3515	3458	3373
End Pending		8152	8576	8515	7900	7821	7778	7719	7741
Resolution Rate*		1.072	1.045	0.938	0.915	1.010	0.990	0.966	0.981
Domestic									
Previous Pending	(+)	4478	4516	4384	4431	4511	4773	4445	4446
New Filing	(+)	1956	1764	1682	1179	1728	1438	1527	1588
Resolved	(-)	1903	1916	1507	1135	1405	1750	1587	1579
End Pending		4516	4384	4431	4511	4773	4445	4446	4486
Resolution Rate*		0.973	1.086	0.896	0.963	0.813	1.217	1.039	0.994
Probate									
Previous Pending	(+)	1476	1545	690	778	869	923	1023	1201
New Filing	(+)	1621	1601	1622	1613	1690	1702	2015	1988
Resolved	(-)	1622	1572	1534	1508	1634	1621	1850	1927
End Pending		1545	690	778	869	923	1023	1201	1291
Resolution Rate*		1.001	0.982	0.946	0.935	0.967	0.952	0.918	0.969
Guardianship									
Previous Pending	(+)	377	429	235	240	285	281	290	351
New Filing	(+)	189	147	180	175	174	179	204	184
Resolved	(-)	156	157	157	147	172	172	145	185
End Pending		429	235	240	285	281	290	351	350
Resolution Rate*		0.825	1.068	0.872	0.840	0.989	0.961	0.711	1.005
Adoption									
Previous Pending	(+)	205	196	184	220	234	237	258	269
New Filing	(+)	133	114	119	74	101	132	89	102
Resolved	(-)	136	127	79	59	104	107	78	89
End Pending		196	184	220	234	237	258	269	280
Resolution Rate*		1.023	1.114	0.664	0.797	1.030	0.811	0.876	0.873
Parentage									
Previous Pending	(+)	242	253	251	239	268	249	248	253
New Filing	(+)	137	124	101	53	90	94	103	102
Resolved	(-)	129	129	98	27	96	96	89	98
End Pending		253	251	239	268	249	248	253	257
Resolution Rate*		0.942	1.040	0.970	0.509	1.067	1.021	0.864	0.961
ITA (civil commitment)									
Previous Pending	(+)	201	246	288	263	433	315	321	453
New Filing	(+)	1320	1219	1155	1267	1369	1225	1313	1349
Resolved	(-)	1275	1175	1123	1116	1395	1206	1178	1325
End Pending		246	288	263	433	315	321	453	379
Resolution Rate*		0.966	0.964	0.972	0.881	1.019	0.984	0.897	0.982

* A value of "Resolution Rate" less than one indicates the resolution pace is slower than the filing pace.

Table 4 (cont.) Active Pending Caseload Statistics

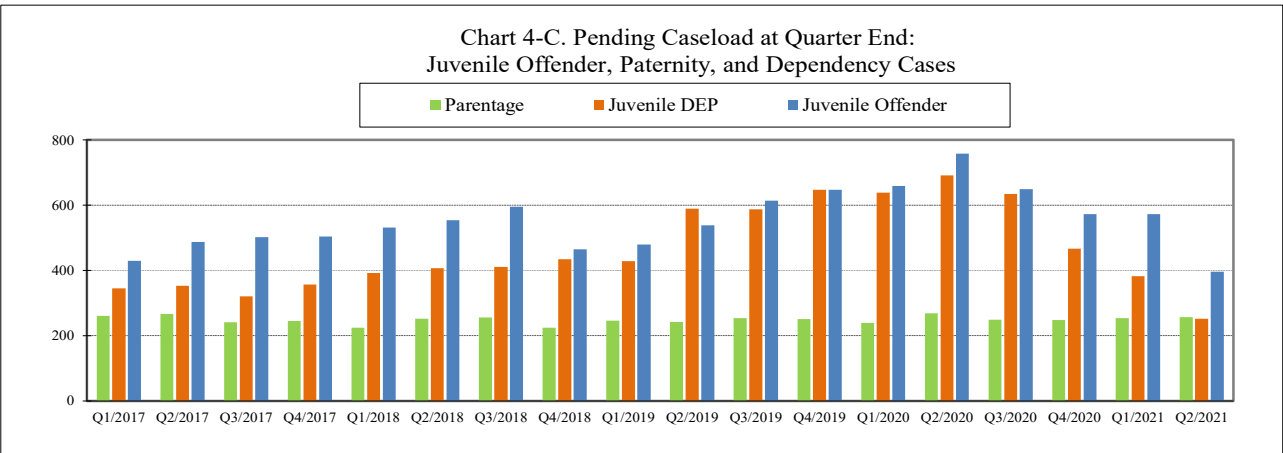
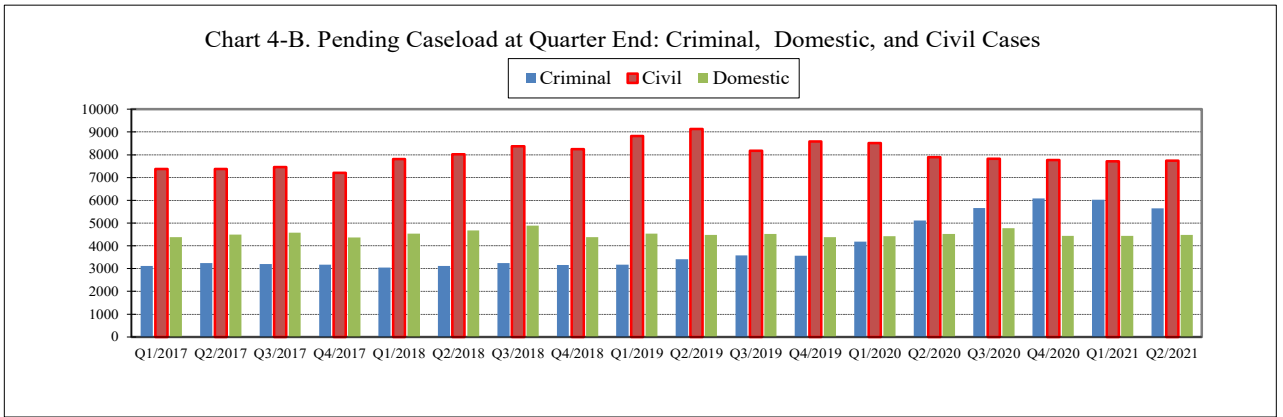
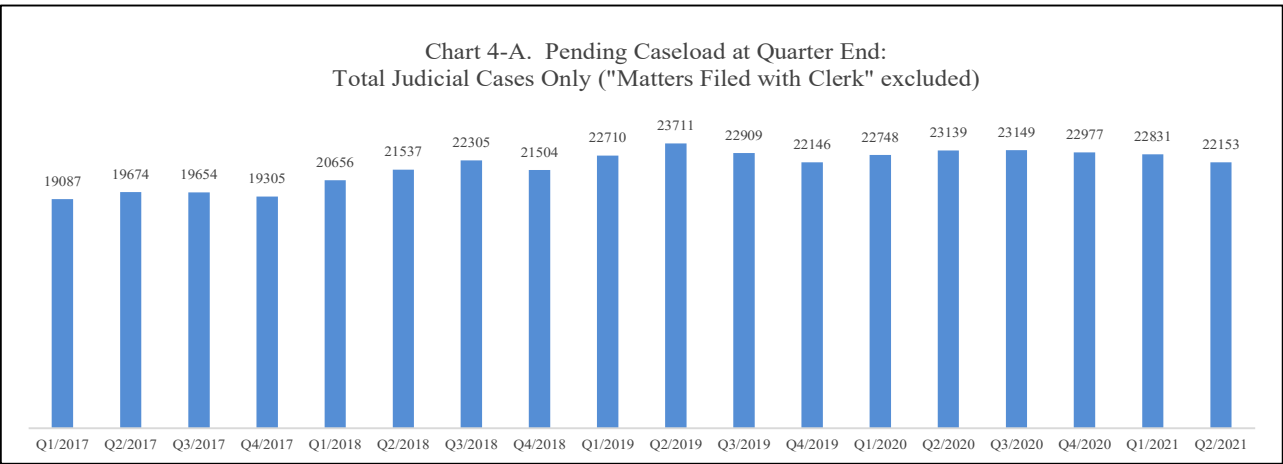
King County Superior Court

Reporting Category	Q3/19	Q4/19	Q1/20	Q2/20	Q3/20	Q4/20	Q1/21	Q2/21
Juvenile Dependency (DEP)								
Previous Pending (+)	590	587	647	638	692	635	467	382
New Filing (+)	193	192	133	112	99	117	111	95
Resolved (-)	190	155	137	65	152	162	134	108
End Pending	587	647	638	692	635	467	382	252
Resolution Rate*	0.984	0.807	1.030	0.580	1.535	1.347	1.207	1.137
Juvenile Termination (TER)								
Previous Pending (+)	241	248	277	297	332	341	382	354
New Filing (+)	45	67	62	64	68	93	46	51
Resolved (-)	34	37	40	15	63	43	56	69
End Pending	248	277	297	332	341	382	354	345
Resolution Rate*	0.756	0.552	0.645	0.234	0.926	0.462	1.217	1.353
Juv ARY/CHINS/OTHERS								
Previous Pending (+)	86	97	100	119	128	115	169	156
New Filing (+)	57	44	50	22	22	46	60	53
Resolved (-)	50	41	29	14	38	51	75	55
End Pending	97	100	119	128	115	169	156	151
Resolution Rate*	0.877	0.932	0.580	0.636	1.727	1.179	1.250	1.038
Juvenile Truancy								
Previous Pending (+)	2556	2244	2112	1976	1484	1042	832	558
New Filing (+)	109	318	448	45	0	8	0	4
Resolved (-)	424	445	548	497	424	228	285	75
End Pending	2244	2112	1976	1484	1042	832	558	479
Resolution Rate*	3.890	1.399	1.223	11.044	NA	28.500	---	18.750
Juvenile Offender								
Previous Pending (+)	539	614	647	659	758	649	572	572
New Filing (+)	273	239	268	216	147	136	127	81
Resolved (-)	250	245	232	132	251	191	178	197
End Pending	614	647	659	758	649	572	572	396
Resolution Rate*	0.916	1.025	0.866	0.611	1.707	1.404	1.402	2.432
Criminal RALJ								
Previous Pending (+)	129	136	140	147	96	77	66	46
New Filing (+)	33	44	34	6	8	12	5	13
Resolved (-)	26	41	22	39	40	26	26	15
End Pending	136	140	147	96	77	66	46	46
Resolution Rate*	0.788	0.932	0.647	6.560	5.000	2.167	5.200	1.154
Civil RALJ								
Previous Pending (+)	36	47	51	38	36	32	43	47
New Filing (+)	16	31	12	8	10	23	18	15
Resolved (-)	10	27	25	11	16	10	10	13
End Pending	47	51	38	36	32	43	47	51
Resolution Rate*	0.625	0.871	2.083	1.375	1.600	0.435	0.556	0.867

* A value of "Resolution Rate" less than one indicates the resolution pace is slower than the filing pace.

Table 4-A. Active Re-opened Cases and Modification Cases

Reporting Category	Q3/19	Q4/19	Q1/20	Q2/20	Q3/20	Q4/20	Q1/21	Q2/21
Re-opened without disposition							297	378
Modification without disposition							462	531



Note: "Civil" is specifically defined in this report. The category of "Civil" does **not** include the following case types: domestic, probate, guardianship, adoption, Parentage, mental illness, juvenile cases (dependency, at-risk youth, child-in-need of service), civil RALJ, and tax filings that don't require judicial resources ("matters filed with clerk"). Please check the Appendix for the cause codes in the "General Civil" category.

Table 5. Age of Pending Cases

King County Superior Court

Reporting Category	Age of Pending Cases and # of Cases in Each Age Interval							
	Q3/19	Q4/19	Q1/20	Q2/20	Q3/20	Q4/20	Q1/21	Q2/21
Criminal (excl. RALJ): # of Cases	3579	3564	4148	5113	5969	6083	6024	5649
Age (days)								
Median (50 percentile)	95	105	92	137	178	200	232	269
90 percentile	433	430	365	412	442	486	541	609
# of Cases in Age Interval								
0 - 60 days (0 - 2 months)	1330	1169	1710	1188	1179	1159	1045	877
61 - 120 days (3 - 4 months)	724	789	747	1039	916	767	767	629
121 - 180 days (5 - 6 months)	390	473	513	856	741	928	624	581
181 - 270 days (7 - 9 months)	409	414	525	840	1214	937	1065	744
> 270 days (> 9 months)	726	719	693	1190	1609	2292	2523	2818
Civil (excl. RALJ): # of Cases	8152	8576	8515	7900	7821	7778	7719	7741
Age (days)								
Median (50 percentile)	158	146	153	179	205	203	198	206
90 percentile	418	399	420	484	539	597	646	682
# of Cases in Age Interval								
0 - 120 days (0 - 4 months)	3314	3808	3483	2714	2652	2689	2704	2617
121 - 240 days (5 - 8 months)	2292	2172	2357	2198	1902	1628	1637	1619
241 - 360 days (9 - 12 months)	1430	1464	1388	1359	1523	1408	1029	1123
361 - 540 days (13 - 18 months)	656	771	891	1067	966	1052	1236	1074
541 - 720 days (19 - 24 months)	307	202	228	365	508	597	557	620
> 720 days (> 24 months)	173	160	168	197	270	404	556	688
Domestic: # of Cases	4516	4384	4431	4511	4773	4445	4446	4486
Age (days)								
Median (50 percentile)	117	131	144	172	155	155	161	148
90 percentile	460	477	468	511	525	584	605	644
# of Cases in Age Interval								
0 - 120 days (0 - 4 months)	2303	2087	1990	1581	2124	1817	1844	1968
121 - 240 days (5 - 8 months)	1082	1105	1213	1283	984	1091	1110	956
241 - 360 days (9 - 12 months)	476	569	593	784	749	600	549	665
361 - 540 days (13 - 18 months)	289	243	258	448	462	431	407	336
> 540 days (> 18 months)	366	380	377	415	454	506	536	561
Probate: # of Cases	1545	690	778	869	923	1023	1201	1291
Age (days)								
Median (50 percentile)	570	347	298	230	296	295	255	267
90 percentile	1672	1640	1623	1574	1631	1618	1574	1602
# of Cases in Age Interval								
0 - 120 days (0 - 4 months)	247	220	257	311	295	322	410	414
121 - 240 days (5 - 8 months)	173	83	109	132	119	146	180	192
241 - 360 days (9 - 12 months)	164	50	58	69	105	97	107	134
361 - 540 days (13 - 18 months)	162	65	63	68	91	107	112	123
> 540 days (> 18 months)	799	272	291	289	313	351	392	428
Guardianship: # of Cases	429	235	240	285	281	290	351	350
Age (days)								
Median (50 percentile)	241	133	139	125	136	207	155	230
90 percentile	797	881	976	1028	1121	1211	1227	1315
# of Cases in Age Interval								
0 - 120 days (0 - 4 months)	155	115	115	139	55	116	158	126
121 - 240 days (5 - 8 months)	57	24	32	39	15	45	42	53
241 - 360 days (9 - 12 months)	98	25	8	19	10	48	40	32
361 - 540 days (13 - 18 months)	33	19	28	19	70	8	34	62
> 540 days (> 18 months)	86	52	57	15	55	73	77	77

Table 5 (cont.). Age of Pending Cases

King County Superior Court

Reporting Category	Age of Pending Cases and # of Cases in Each Age Interval							
	Q3/19	Q4/19	Q1/20	Q2/20	Q3/20	Q4/20	Q1/21	Q2/21
Adoption: # of Cases	196	184	220	234	237	258	269	280
Age (days)								
Median (50 percentile)	198	291	225	274	344	339	380	350
90 percentile	795	887	966	1051	1144	1226	1315	1396
# of Cases in Age Interval								
0 - 120 days (0 - 4 months)	76	53	81	64	73	89	86	75
121 - 240 days (5 - 8 months)	32	30	31	42	29	21	36	47
241 - 360 days (9 - 12 months)	30	22	18	27	20	25	10	20
361 - 540 days (13 - 18 months)	17	30	37	25	27	26	27	21
> 540 days (> 18 months)	41	49	53	29	88	97	110	117
Parentage: # of Cases	253	251	239	268	249	248	253	257
Age (days)								
Median (50 percentile)	94	105	126	171	182	133	146	153
90 percentile	270	300	335	383	433	476	497	525
# of Cases in Age Interval								
0 - 120 days (0 - 4 months)	158	137	117	80	100	108	117	108
121 - 240 days (5 - 8 months)	58	69	75	112	64	57	70	67
241 - 360 days (9 - 12 months)	22	25	29	43	45	34	18	39
361 - 540 days (13 - 18 months)	9	10	12	23	28	32	29	21
> 540 days (> 18 months)	6	10	6	5	12	17	19	22
ITA (civil commitment): # of Cases	246	288	263	433	315	321	453	379
Age (days)								
Median (50 percentile)	14	20	56	53	28	39	36	30
90 percentile	371	420	511	540	206	274	227	304
# of Cases in Age Interval								
0 - 120 days (0 - 4 months)	188	219	179	295	265	258	328	268
121 - 240 days (5 - 8 months)	10	14	27	63	23	27	85	24
> 240 days (> 8 months)	48	55	57	58	27	36	40	87
Juv Dependency (DEP): # of Cases	587	647	638	692	635	467	382	252
Age (days)								
Median (50 percentile)	194	195	242	284	349	372	292	172
90 percentile	713	784	847	916	1009	955	668	757
# of Cases in Age Interval								
0 - 60 days (0 - 2 months)	112	121	84	64	64	72	65	46
61 - 120 days (3 - 4 months)	118	95	88	84	65	47	54	46
121 - 180 days (5 - 6 months)	48	82	86	67	46	32	34	38
181 - 270 days (7 - 9 months)	81	99	88	126	59	47	32	40
> 270 days (> 9 months)	228	250	292	351	401	269	197	82
Juv Termination (TER): # of Cases	248	277	297	332	341	382	354	345
Age (days)								
Median (50 percentile)	329	340	389	320	349	326	355	436
90 percentile	738	809	879	935	1018	1050	1140	1231
# of Cases in Age Interval								
0 - 60 days (0 - 2 months)	31	46	38	23	46	70	26	36
61 - 120 days (3 - 4 months)	18	30	32	49	26	31	49	22
121 - 180 days (5 - 6 months)	19	21	27	49	42	34	37	14
181 - 270 days (7 - 9 months)	37	15	30	30	39	42	39	50
> 270 days (> 9 months)	143	165	170	181	188	205	203	223
ARY/CHINS/OTHER: # of Cases	97	100	119	128	115	169	156	151
Age (days)								
Median (50 percentile)	132	188	188	240	314	658	805	944
90 percentile	719	811	900	903	996	1178	1268	1359
# of Cases in Age Interval								
0 - 60 days (0 - 2 months)	28	20	27	16	15	16	13	19
61 - 120 days (3 - 4 months)	19	16	18	13	12	15	8	5
121 - 180 days (5 - 6 months)	7	11	13	25	6	8	9	5
181 - 270 days (7 - 9 months)	5	13	12	14	24	7	7	8
> 270 days (> 9 months)	38	40	49	60	58	120	119	114

Table 5 (cont.). Age of Pending Cases

King County Superior Court

Reporting Category	Age of Pending Cases and # of Cases in Each Age Interval							
	Q3/19	Q4/19	Q1/20	Q2/20	Q3/20	Q4/20	Q1/21	Q2/21
Juvenile Truancy: # of Cases	2244	2112	1976	1484	1042	832	558	479
Age (days)								
Median (50 percentile)	251	300	315	321	300	359	470	603
90 percentile	706	769	718	747	575	675	804	896
# of Cases in Age Interval								
0 - 60 days (0 - 2 months)	63	240	290	26	.0	0	0	4
61 - 120 days (3 - 4 months)	248	70	259	108	20	0	0	0
121 - 180 days (5 - 6 months)	342	92	154	332	18	0	0	0
181 - 270 days (7 - 9 months)	585	425	88	250	414	35	0	0
> 270 days (> 9 months)	1006	1285	1185	768	590	797	558	475
Juvenile Offender: # of Cases	614	647	659	758	649	572	572	396
Age (days)								
Median (50 percentile)	110	144	145	167	211	241	226	254
90 percentile	405	459	475	477	567	665	748	800
# of Cases in Age Interval								
0 - 60 days (0 - 2 months)	173	164	154	143	110	96	99	54
61 - 120 days (3 - 4 months)	151	124	148	138	98	66	94	49
121 - 180 days (5 - 6 months)	108	104	75	129	88	55	45	43
181 - 270 days (7 - 9 months)	71	124	106	107	108	108	77	59
> 270 days (> 9 months)	111	131	176	241	245	247	257	191
Criminal RALJ: # of Cases	136	140	147	96	77	66	46	46
Age (days)								
Median (50 percentile)	212	174	179	209	304	363	426	268
90 percentile	706	609	643	432	1204	1750	1980	2071
# of Cases in Age Interval								
0 - 60 days (0 - 2 months)	25	30	24	10	6	6	3	6
61 - 120 days (3 - 4 months)	14	28	30	22	5	11	6	7
121 - 180 days (5 - 6 months)	17	15	20	32	2	3	4	4
181 - 270 days (7 - 9 months)	29	16	24	29	18	3	6	6
> 270 days (> 9 months)	51	51	49	10	46	43	27	23
Civil RALJ: # of Cases	47	51	38	36	32	43	47	51
Age (days)								
Median (50 percentile)	108	61	115	183	221	122	122	134
90 percentile	298	239	288	341	434	459	549	615
# of Cases in Age Interval								
0 - 60 days (0 - 2 months)	10	25	9	0	5	12	14	11
61 - 120 days (3 - 4 months)	14	10	14	10	5	9	8	9
121 - 180 days (5 - 6 months)	11	7	6	7	3	9	11	11
181 - 270 days (7 - 9 months)	4	5	5	13	6	0	2	6
> 270 days (> 9 months)	8	4	4	6	13	13	12	14

Table 6. Seattle vs. Regional Justice Center (KNT): Filing, Resolution, Pending Caseload (%)

King County Superior Court

	Q2/20		Q3/20		Q4/20		Q1/21		Q2/21	
	SEA	KNT	SEA	KNT	SEA	KNT	SEA	KNT	SEA	KNT
Filings Total <i>(excl. filings with clerk)</i>	71%	29%	68%	32%	67%	33%	67%	33%	68%	32%
Criminal (excl. RALJ)	60%	40%	56%	44%	51%	49%	56%	44%	53%	47%
Civil (excl. RALJ)	62%	38%	60%	40%	61%	39%	59%	41%	61%	39%
Domestic	63%	37%	61%	39%	60%	40%	59%	41%	62%	39%
Probate	75%	25%	72%	28%	74%	26%	71%	30%	71%	29%
Guardianship	61%	39%	68%	32%	65%	35%	65%	35%	71%	29%
Adoption	81%	19%	73%	27%	83%	17%	78%	23%	75%	26%
Parentage	45%	55%	40%	60%	53%	47%	43%	57%	44%	56%
ITA (civil commitment)	100%	0%	100%	0%	100%	0%	100%	0%	100%	---
Juv. Dependency (DEP)	80%	20%	76%	24%	68%	32%	60%	41%	71%	30%
Juv. Termination (TER)	63%	37%	49%	52%	34%	66%	46%	54%	59%	41%
Juvenile ARY/CHINS/Other	41%	59%	55%	46%	49%	51%	53%	47%	59%	42%
Juvenile Truancy	82%	18%	NA	NA	0%	100%	---	---	50%	50%
Juvenile Offender	100%	0%	100%	0%	100%	0%	100%	0%	100%	---
Criminal RALJ	67%	33%	75%	25%	92%	8%	100%	0%	69%	31%
Civil RALJ	88%	12%	80%	20%	74%	26%	78%	22%	73%	27%
Resolution Total <i>(excl. filings with clerk)</i>	70%	30%	68%	32%	69%	31%	67%	33%	68%	32%
Criminal (excl. RALJ)	59%	41%	59%	41%	63%	37%	62%	38%	65%	35%
Civil (excl. RALJ)	61%	39%	61%	39%	62%	38%	61%	39%	60%	40%
Domestic	63%	37%	61%	39%	60%	40%	62%	38%	60%	41%
Probate	73%	27%	72%	28%	73%	27%	73%	27%	72%	29%
Guardianship	66%	34%	58%	42%	64%	36%	66%	35%	63%	37%
Adoption	78%	22%	68%	32%	92%	8%	82%	18%	79%	21%
Parentage	30%	70%	52%	48%	44%	56%	39%	61%	57%	43%
ITA (civil commitment)	100%	0%	100%	0%	100%	0%	100%	---	100%	---
Juv. Dependency (DEP)	65%	35%	62%	38%	58%	42%	73%	27%	63%	37%
Juv. Termination (TER)	87%	13%	62%	38%	54%	47%	55%	45%	42%	58%
Juvenile ARY/CHINS/Other	36%	64%	40%	61%	41%	59%	65%	35%	60%	40%
Juvenile Truancy	62%	38%	40%	60%	52%	---	21%	79%	12%	88%
Juvenile Offender	100%	0%	100%	0%	100%	0%	100%	---	100%	---
Criminal RALJ	77%	23%	93%	8%	89%	12%	92%	8%	100%	0%
Civil RALJ	91%	9%	88%	13%	90%	10%	70%	30%	62%	39%
Pending Total <i>(excl. filings with clerk)</i>	64%	36%	63%	37%	63%	37%	63%	37%	62%	38%
Criminal (excl. RALJ)	62%	38%	61%	39%	59%	41%	58%	42%	56%	44%
Civil (excl. RALJ)	65%	35%	65%	35%	65%	35%	64%	36%	64%	36%
Domestic	59%	41%	59%	41%	59%	41%	58%	42%	59%	41%
Probate	67%	33%	67%	33%	68%	32%	65%	35%	65%	35%
Guardianship	57%	43%	62%	38%	63%	37%	63%	37%	67%	33%
Adoption	71%	30%	73%	27%	71%	30%	69%	31%	68%	33%
Parentage	39%	61%	35%	65%	38%	63%	38%	62%	34%	66%
ITA (civil commitment)	100%	0%	100%	0%	100%	0%	100%	---	100%	---
Juv. Dependency (DEP)	61%	39%	63%	37%	64%	36%	64%	36%	62%	39%
Juv. Termination (TER)	66%	34%	63%	37%	57%	43%	57%	43%	60%	40%
Juvenile ARY/CHINS/Other	48%	52%	50%	50%	58%	42%	52%	48%	53%	47%
Juvenile Truancy	47%	53%	49%	51%	48%	52%	63%	37%	72%	28%
Juvenile Offender	100%	0%	100%	0%	100%	0%	100%	---	100%	---
Criminal RALJ	92%	8%	90%	10%	91%	9%	91%	9%	83%	17%
Civil RALJ	83%	17%	78%	22%	74%	26%	79%	21%	80%	20%

Table 7. Quarterly Utilization of Pro Tem Judges/Commissioners ⁽¹⁾

Category	Q1/19	Q2/19	Q3/19	Q4/19	Q1/20	Q2/20	Q3/20	Q4/20	Q1/21	Q2/21
Grand Total	1084	2814	1454	2023	1125	346	1045	2316	985	1750
FTE Equivalent ⁽²⁾	2.4	6.3	3.2	4.5	2.5	0.8	2.3	5.1	2.2	3.9
By Work Type										
Pro Tem Judge	179	498	248	503	148	71	138	305	44	155
Pro Tem Commissioner	905	2316	1206	1520	978	284	907	2011	941	1595
By Location										
KCCH	434	1602	632	919	378	197	580	1355	535	738
MRJC	235	579	411	466	331	35	225	543	228	580
Juvenile	323	462	335	456	284	48	184	277	205	203
ITA	93	171	75	182	132	75	56	142	17	229
Other	0	0	0	0	0	0	0	0	0	0
By Calendar Type										
Criminal	10	133	54	145	42	24	63	70	25	109
Civil	0	0	0	0	0	0	0	1	0	6
Ex Parte	200	432	322	476	143	21	144	371	118	281
Family Law/Domestic	429	1377	588	661	482	167	550	1267	620	907
Dependency	184	336	210	196	222	22	158	231	185	178
Juvenile Offender	124	81	95	230	58	27	26	42	20	25
BECCA	16	45	30	30	5	0	0	4	0	0
ITA	93	171	75	182	132	75	56	142	17	229
Juvenile Drug Court	0	0	0	0	0	0	0	0	0	0
Family Treatment Court	0	0	0	0	0	0	0	0	0	0
Plea Calendar	26	205	63	81	43	21	49	182	0	11
Status/Non-Compliance	0	0	0	5	0	0	0	0	0	0
Other or Unspecified	3	34	17	18	0	0	0	7	0	0
By Reason										
Vacation Backfill	121	390	187	345	85	190	96	1072	29	118
Medical Backfill	835	2144	1151	1475	926	46	852	392	941	1588
Duty Time	42	63	32	127	62	69	42	317	15	38
Conference Coverage	86	217	84	76	53	0	83	0	0	8
Congestion	0	0	0	0	0	36	0	429	0	0
Vacancy Coverage	0	0	0	0	0	14	0	63	0	0
Other	0	0	0	0	0	0	0	44	0	0

(1) This table is based on the time sheet for compensation

(2) Judge FTE Equivalent = # of hours / [7.5 hours/day * 20 days/month * 3 months] = # of hours/450.

Data for the most current quarter are incomplete at reporting time and will be updated in next quarterly report.

The Pro Tem hours are provided quarterly by the Administrative Services Department of King County Superior Court.

Table 8. Ex Parte and Family Law Hearings and Documents Signed

Ex Parte: Hearings Held and Documents Signed								
	2020Q3		2020Q4		2021Q1		2021Q2	
	Hearings	Documents Signed	Hearings	Documents Signed	Hearings	Documents Signed	Hearings	Documents Signed
KNT (EXP04/05)								
Civil	100	466	120	547	138	443	144	342
Domestic	40	487	55	640	41	458	54	579
Probate/Guardianship	302	236	305	227	226	202	328	248
Adoption/Paternity	26	59	13	47	23	47	27	60
Ex Parte Judge Panel (EXP08)						714		592
Ex Parte Via Clerk (EXP06)		3224		3985		2941		2948
KNT Subtotal	468	4472	493	5446	428	4805	553	4769
SEA (EXP01/02)								
Civil	122	732	186	700	218	771	178	681
Domestic	81	577	93	578	56	528	50	591
Probate/Guardianship	625	690	683	755	577	577	669	590
Adoption/Paternity	54	96	81	185	74	166	62	135
Ex Parte Judge Panel (EXP08)						1655		1462
Ex Parte Via Clerk (EXP07)		7476		9015		6160		6409
SEA Total	882	9571	1043	11233	925	9857	959	9868
KNT/SEA Total	1350	14043	1536	16679	1353	14662	1512	14637
FAMILY LAW: Hearings Held and Documents Signed								
	2020Q3		2020Q4		2021Q1		2021Q2	
	Hearings	Documents Signed	Hearings	Documents Signed	Hearings	Documents Signed	Hearings	Documents Signed
KNT (FAM02)								
Civil	817	766	917	1057	900	1038	956	1111
Domestic	242	680	331	889	311	960	324	911
Adoption/Paternity	73	219	95	342	85	388	100	295
KNT Subtotal	1132	1665	1343	2288	1296	2386	1380	2317
SEA (FAM01)								
Civil	394	986	699	846	634	761	715	892
Domestic	159	689	372	1058	428	1182	407	973
Adoption/Paternity	19	265	19	271	32	316	42	313
SEA Total	572	1940	1090	2175	1094	2259	1164	2178
KNT/SEA Total	1704	3605	2433	4463	2390	4645	2544	4495

Appendix Glossary and Definition

Active Status

A case is active if it is not on suspense status (see Suspense Status).

Adoption and Parentage Cases (case type 5)

ADP - Adoption
CFI - Confidential Intermediary
CHN - Confidential Change of Name
DIP - Disestablishment of Parentage
MDS - Modification/Support Only
MOD - Modification
MSC - Miscellaneous
OAA - Open Adoption Agreement
PAD - De Facto Parentage
PAG - Pre Birth Establish Parentage Genetic
PAS - Establish Parentage Gestational Surrogacy
PAT - Parentage
PPR - Initial Pre Placement Report
PRC - Parentage Rescission/Challenge
PUR - Parentage (URES/ UIFSA)
REL - Relinquishment
ROB - Relocation Objection
TER - Termination of Parental Rights

Case

A case is defined as a filing with an assigned case number.

Civil Cases (case type 2, no RALJ)

ALR - Administrative Law Review
ALRLI - L&I Administrative Law Review
AOD - Assurance of Discontinuance
ASB - Asbestos
ASP - Asbestos Personal Injury
ASW - Asbestos Wrongful Death
BAT - Petition to Appeal/Amend Ballot Title
CAA - Motion to Confirm/Compel Arbitration Award
CHN - Non Confidential Change of Name
COL - Collection
COM - Commercial
CON - Condemnation
CRP - Certificate of Restoration of Opportunity
CRR - Petition for Certificate of Rehabilitation
DOL - Appeal Licensing Revocation
DSF - Notice of Deposit of Surplus Funds from Trustee's Sale of Real Property
DVP - Domestic Violence
ECP - Enforcement of Canadian Protection Order
EOM - Emancipation of Minor
FOR - Foreclosure
FPO - Foreign Protection Order
FVL - Motion to Show Cause /Fruivolous Lien
HAR - Unlawful Harassment
HSI - Application for Health & Safety Inspection
INJ - Injunction
IPL - Complaint for Interpleader
LUP - Land Use Petition
MAL - Other Malpractice
MED - Medical Malpractice
MER - Meretricious Relationships
MHA - Malicious Harassment
MSC - Miscellaneous
MST - Minor Settlement
MWP - Minor Work Permit
NJF - Non Judicial Filing

OSS - Petition to Issue Out of State Subpoena
PBC - Petition for Birth Certificate Change
PBJ - Petition for Justification /Bail Bond Company
PCC - Petition for Civil Commitment
PFA - Property Fairness Act
PIN - Personal Injury
PPT - Petition for Perpetuation of Testimony
PRA - Public Records Act
PRG - Property Damage /Gangs
PRP - Property Damage
PVO - Petition for Vehicle Ownership
QTI - Quiet Title
RCV - Petition to Appoint Receiver
RDR - Relief from Duty to Register
RFR - Restoration of Firearms Rights
RRC - Remove Restricted Covenant
SCA - Small Claims Appeal
SDR - School District /Required Action Plan
SER - Subdivision Election Process Law Review
SPC - Seizure of Property From Commission of a Crime
SPR - Seizure of Property Resulting From a Crime
STK - Stalking Protection
SXP - Sexual Assault Protection
TMV - Tort /Motor Vehicle
TSS - Petition for Approval of Transfer of Structured Settlement
TTO - Tort /Other
UND - Unlawful Detainer
VAP - Vulnerable Adult Protection Order
VEP - Voter Election Process Law Review
VVT - Victims of Motor Vehicle Theft /Civil Action
WDE - Wrongful Death
WHC - Writ of Habeas Corpus
WMW - Miscellaneous Writs
WRM - Writ of Mandamus
WRR - Writ of Restitution
WRV - Writ of Review
XRP - Extreme Risk Protection Order

Civil Matters Filed with Clerk (case type 2)

ABJ - Abstract of Judgment
FJU - Foreign Judgment
TAX - Tax Warrants
TRJ - Transcript of Judgment
CFJ - Petition for Order Granting Judgment on Confession of Judgment

Civil RALJ Cases (case type 2)

LCA - Lower Court Appeal /Civil
LCI - Lower Court Appeal /Infractions

Completion

A case is completed if dispositive document is filed with the court following resolution.

Criminal Cases (case type 1, no RALJ)

Adult criminal cases, excluding appeals from courts of limited jurisdiction. This reporting category includes the following crime categories within SCOMIS case type 1:

- Homicide
- Sex Crime
- Robbery
- Assault
- Theft/Burglary
- Motor Vehicle Theft
- Controlled Substance
- Others

Criminal RALJ Cases (case type 1)

CRJ - Criminal RALJ

Domestic Cases (case type 3)

- CIR - Committed Intimate Relationship
- CUS - Child Custody
- DIC - Dissolution w/ Children
- DIN - Dissolution no Children
- DIS - Dissolution
- DPC - Dissolution of Domestic Partnership w/ Children
- DPN - Dissolution of Domestic Partnership /No Children
- FJU - Out of State Support Registration /Foreign Judgment
- INC - Annulment /Inv of Marriage w/ Children
- IND - Annulment /Inv of Domestic Partnership w/ Children
- INP - Invalidity, Domestic Partnership
- INV - Annulment /Invalidity
- MDS - Modification/Support Only
- MOD - Modification
- MSC - Miscellaneous
- MWA - Mandatory Wage Assignment
- OSC - Out of State Custody
- PPS - Parenting Plan / Child Support
- PSO - Petition for Entry of KC Support Order
- RCV - Relative Child Visitation
- RIC - Reciprocal, Resp in County
- ROB - Relocation /Objection
- ROC - Reciprocal, Resp out of County
- RVC - Relative Child Visits
- SDC - Legal Separation, Domestic Partnership w/ Children
- SEC - Legal Separation w/ Children
- SEP - Legal Separation
- SPD - Legal Separation, Domestic Partnership /No

Children

TSS - Structured Settlement

Jury Trial

A hearing is reported as a jury trial if the jury is impaneled.

Juvenile BECCA Cases (case type 7)

- ARY - At Risk Youth
- CNS - Child In Need Of Services
- DDP - Developmental Disability
- DGN - Dependency Guardianship
- EFC - Extended Foster Care, Dependency
- GFC - Guardianship Foster Children
- RPR - Reinstatement of Parental Rights
- RVS - Relative Visitation
- TRU - Truancy
- VYG - Vulnerable Youth Guardianship

Juvenile Dependency Cases (case type 7)

- DEP - Dependency
- TER - Termination of Parental Rights

Juvenile Offender Cases (case type 8)

- Homicide
- Sex Crime
- Robbery
- Assault
- Theft/Burglary
- Motor Vehicle Theft
- Controlled Substance
- Others

Involuntary Treatment Act Cases (case type 6)

- Alcoholic Treatment (ALT)
- ITA - Adult (MI)
- ITA - Family (MIF)
- ITA - Juvenile (MIJ)

Non-Jury Trial

A hearing is reported as a non-jury trial if an opening statement is made, waived, or reserved.

Pending Case

A case is defined as pending if it is unresolved and active (not in suspense).

Post-disposition Modifications

Petition to modify parenting plan after the resolution of the original case, based on the modification schedule.

Probate and Guardianship Cases (case type 5)

- ABS - Absentee
- AOS - Affidavit of Successor
- ASE - Affidavit of Small Estate
- DSC - Disclaimer
- EST - Estate
- FNW - Foreign Will
- G/E - Guardianship/Estate
- GDE - Guardianship of the Estate
- GDN - Guardianship
- GDP - Guardianship of the Person
- LGD - Limited Guardianship
- LGE - Limited Guardianship of the Estate
- LGP - Limited Guardianship of the Person
- MGD - Minor Guardianship
- MSC - Miscellaneous
- MST - Minor Settlement
- NJB - Non Judicial Binding/TEDRA Agreement
- NNC - Non Probate Notice to Creditor
- POA - Petition for Relief (RCW 11.94) /Power of Attorney
- RGR - Registration of Guardianship
- RTR - Registration of Trust /Trust Situs
- SNT - Special Needs Trust
- TDR - Trust/Estate Dispute Resolution
- TRS - Trust
- WLL - Will Only

Resolution

A case is resolved if all issues in the complaint are fully adjudicated.

Suspended Case

A case is placed in suspense status from active status during the reporting period.

Suspense Status

A case is on suspense status if it is on warrant, appeal, stay, mediation, arbitration ("Deferred Prosecution" is not a suspense status, but is treated as a resolution).

Trial

A hearing set before a judge or jury in which all the issues in the case are meant to be resolved. A trial normally includes opening statements to the court or jury stating what evidence will show, introduction of witnesses and exhibits for direct and cross examination, final arguments to the court or jury in which counsel argue both the evidence and the law, and judgment by the court or jury stating what the facts of the case are and what law applies to the facts. In a jury case, it also includes the selection of the jury. A trial can be held for one or more cases. A single trial may be held to adjudicate more than one case (as defined above).