



King County

Department of Judicial Administration

Barbara Miner

Director and Superior Court Clerk

(206) 296-9300 (206) 296-0100 TTY/TDD

King County Superior Court

Quarterly Statistical Report

Third Quarter 2021

Department of Judicial Administration

Prepared by: Shiquan Liao, Ph.D., Statistician

October 15, 2021

Report #: QTR-2021-03

Seattle:
516 Third Avenue Room E609
Seattle, WA 98104-2386

Regional Justice Center:
401 Fourth Avenue North Room 2C
Kent, WA 98032-4429

Juvenile Division:
1211 East Alder Room 3015
Seattle, WA 98122-5598

Quarterly Report Summary

King County Superior Court

NOTE: Washington State Supreme Court orders related to the coronavirus pandemic, beginning March 2020, affect the statistics for the foreseeable future.

Highlights

- **Criminal Cases** -- The criminal filings in the first three quarters of 2021 were significantly lower than that in 2020, with a 21% decrease (-21%). The criminal filings (excluding RALJ) in the first three quarters of 2021 were 3,449 cases. MRJC accounted for 44% of the total criminal filings in the court. The number of resolutions of criminal cases in the first three quarters of 2021 was 4,222 cases, higher than the filing volume in the same time period because of dismissals of a sizeable number of controlled substance cases due to the Blake decision from the Supreme Court. The pending criminal caseload at the end of the third quarter of 2021 was 5,510 cases (excluding RALJ). Of the 5,510 pending criminal cases, 44% were the MRJC cases.
- **Civil Cases**. Filings in civil cases (case type 2) in the first three quarters of 2021 were lower than that in 2020 (-8%). The civil resolutions matched with the filing volume in the same time period. The pending civil caseload was 6,974 cases at the end of the third quarter of 2021, a low volume. RJC had 34% of the civil pending caseload.
- **Domestic Cases**. Domestic case (case type 3) filings in the first three quarters of 2021 were higher than that in the same time period in 2020 (+5%), totaling 4,835 cases. The resolutions of domestic cases were just slightly lower than the filing volume in the same time period. The pending domestic caseload was 4,526 cases at the end of the third quarter of 2021, with 41% being the MRJC cases.
- **ITA Cases**. The filings of ITA cases in 2021 continue to increase. A total of 3,918 ITA cases were filed in the first three quarters of 2021, up by 3% from that in 2020 (+3%). The number of ITA cases remaining to be adjudicated at the end of the third quarter of 2021 was 428 cases.
- **Juvenile Dependency/Termination (DEP/TER) and At-risk Youth (ARY)/Child-in-Need of Service (CHINS) Cases**. In the first three quarters of 2021, the filing volume in juvenile-related cases showed a decreasing pattern when compared to that in 2020 in most categories: dependency filings down by 11% (-11%), termination down by 11% (-11%) and only 4 truancy cases were filed, while filing in ARY/CHINS/others was up to pre Covid-19 level. At the end of the third quarter of 2021, there were 249 dependency cases, 278 termination cases, and 109 ARY/CHINS/Other cases pending resolution.
- **Juvenile Offender Cases**. The juvenile offender filings in 2021 were extremely low. In the first three quarters, there were only 278 offender cases filed, a 56% decrease from the same time period in 2020 (-56%). The resolution pace for juvenile offender cases exceeded the filing pace in the same time period. At the end of the third quarter of 2021, there were 319 juvenile offender pending cases.
- **Pro Tem Use**. In the first three quarters of 2021, the daily Pro Tem use by the court was 2.2, 3.9, and 4.2 FTEs, respectively.
- **Post-resolution Modifications (Table 1-A)**. In the first three quarters of 2021, there were 508 post-resolution modifications filed (both parenting plan and relocation modifications).
- **Active re-opened cases and family law modification cases (Table 4-A)**. At the end of the third quarter of 2021, there were 445 active re-opened cases and 504 active family law modification cases.

Table 1. Year-to-Date Filing Activity

King County Superior Court

Reporting Category	Year-to-Date (Jan – Sep) and Annual Filing Activity ⁽¹⁾					2020-2021 change (+ means “increase”)		% of 2021 Total Filing ⁽²⁾
	2017	2018	2019	2020	2021	Cases	Percentage	
Total (incl. RALJ)								
Year-to-Date Filing	40089	40860	39925	32073	30824	-1249	-4%	
Annual Filing	53115	53835	52889	43103				
Criminal (excl. RALJ)								
Year-to-Date Filing	4893	4447	4865	4356	3449	-907	-21%	11%
Annual Filing	6441	5989	6607	5877				
Civil (excl. RALJ)								
Year-to-Date Filing	16180	16905	15884	11511	10550	-961	-8%	34%
Annual Filing	21517	22217	21202	15352				
Domestic								
Year-to-Date Filing	5861	5923	5516	4589	4835	+246	+5%	16%
Annual Filing	7597	7640	7280	6163				
Probate								
Year-to-Date Filing	4929	4812	5203	4925	5876	+951	+19%	19%
Annual Filing	6418	6382	6804	6766				
Guardianship								
Year-to-Date Filing	702	728	559	529	600	+71	+13%	2%
Annual Filing	949	977	706	725				
Adoption								
Year-to-Date Filing	401	322	369	294	267	-27	-9%	1%
Annual Filing	546	445	483	431				
Parentage								
Year-to-Date Filing	418	407	402	244	309	+65	+27%	1%
Annual Filing	539	512	526	340				
ITA – Civil Commitment								
Year-to-Date Filing	3517	3651	3766	3791	3918	+127	+3%	13%
Annual Filing	4694	4910	4985	5131				
Juvenile Dependency (DEP)								
Year-to-Date Filing	595	597	619	344	307	-37	-11%	1%
Annual Filing	793	787	811	435				
Juvenile Termination (TER)								
Year-to-Date Filing	221	262	158	194	172	-22	-11%	1%
Annual Filing	304	344	225	291				
Juvenile ARY/CHINS/OTHERS								
Year-to-Date Filing	170	201	162	94	172	+78	+83%	1%
Annual Filing	245	293	206	187				
Juvenile Truancy								
Year-to-Date Filing	1078	1463	1388	493	4	-489	-99%	0%
Annual Filing	1547	1925	1706	501				
Juvenile Offender								
Year-to-Date Filing	975	980	882	631	278	-353	-56%	1%
Annual Filing	1324	1229	1121	788				
Criminal RALJ								
Year-to-Date Filing	102	89	102	48	37	-11	-23%	0%
Annual Filing	136	117	146	63				
Civil RALJ								
Year-to-Date Filing	47	43	50	30	50	+20	+67%	0%
Annual Filing	65	68	81	53				
Matters Filed with Clerk ⁽³⁾								
Year-to-Date Filing	8741	6685	7342	2545	2130	-415	-16%	
Annual Filing	10903	9036	10030	2784				

(1) New filings only (based on filing date).

(2) New filings of each reporting category as percentage of “Year-to-Date Filing”.

(3) “Matters Filed with Clerk” not included in the “Total”.

Chart 1-A. Quarterly Filing Activity
Total Judicial Cases Only ("Matters Filed with Clerk" excluded)

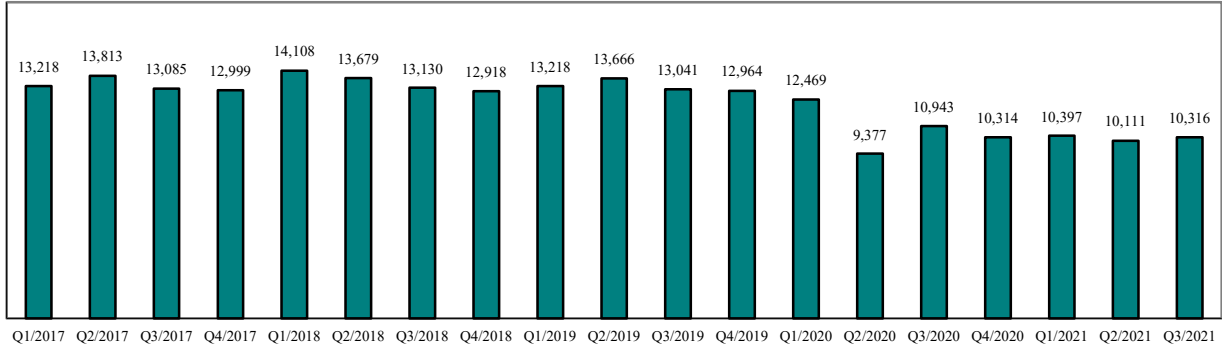


Chart 1-B. Quarterly Filings: Criminal and Juvenile Offender Cases

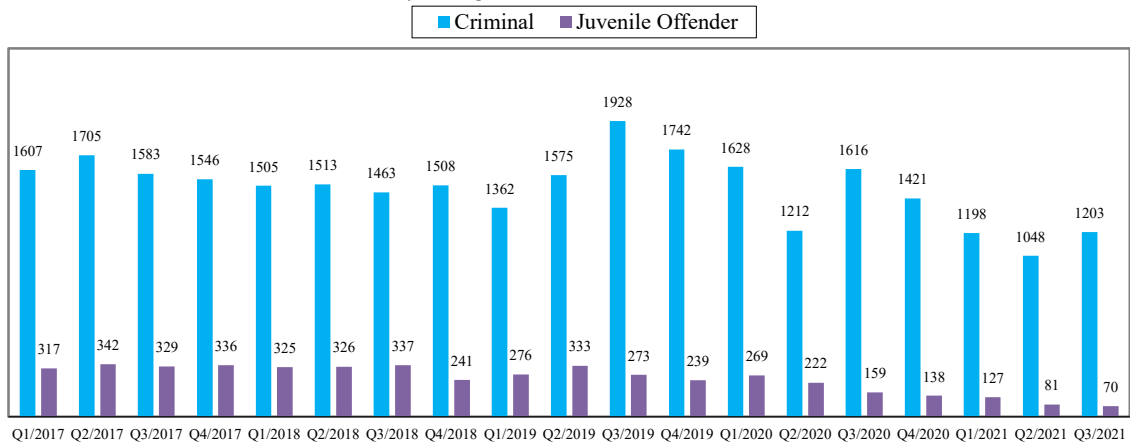
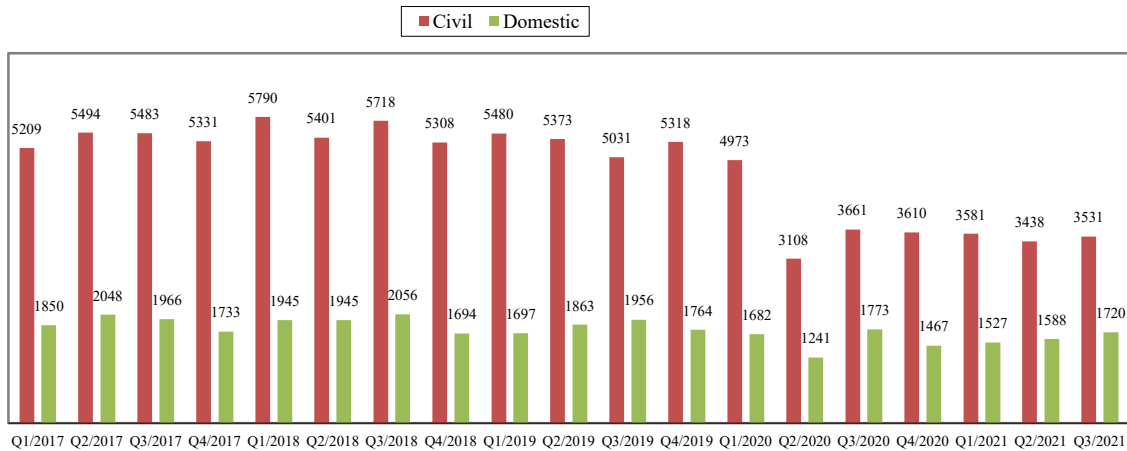


Chart 1-C. Quarterly Filings: Civil and Domestic Cases



* Note: "Civil" is specifically defined in this report. The category of "Civil" does **not** include the following case types: domestic, probate, guardianship, adoption, Parentage, ITA (civil commitment), juvenile cases (dependency, at-risk youth, child-in-need of service), civil RALJ, and tax filings that don't require judicial resources ("matters filed with clerk"). Please check the Appendix for the cause codes in the "General Civil" category.

Table 1-A. Post-Resolution Modifications Filed (Domestic and Parentage Cases)

		2019Q1			2019Q2			2019Q3			2019Q4			Year 2019		
Location	Case Type	DMOD	DTBA	Total	DMOD	DTBA	Total	DMOD	DTBA	Total	DMOD	DTBA	Total	DMOD	DTBA	Total
KNT	Domestic	6	66	72	15	53	68	18	64	82	5	60	65	44	243	287
	Parentage	0	11	11	0	9	9	1	14	15	0	15	15	1	49	50
KNT Total		6	77	83	15	62	77	19	78	97	5	75	80	45	292	337
SEA	Domestic	15	80	95	24	78	102	23	78	101	8	70	78	70	306	376
	Parentage	1	13	14	0	11	11	2	7	9	0	6	6	3	37	40
SEA Total		16	93	109	24	89	113	25	85	110	8	76	84	73	343	416
KNT/SEA Total		22	170	192	39	151	190	44	163	207	13	151	164	118	635	753
		2020Q1			2020Q2			2020Q3			2020Q4			Year 2020		
Location	Case Type	Relocation	Parent Mod	Total	Relocation	Parent Mod	Total	Relocation	Parent Mod	Total	Relocation	Parent Mod	Total	Relocation	Parent Mod	Total
KNT	Domestic	5	59	64	11	39	50	14	42	56	9	50	59	39	190	229
	Parentage	1	11	12	1	2	3	0	11	11	1	2	3	3	26	29
KNT Total		6	70	76	12	41	53	14	53	67	10	52	62	42	216	258
SEA	Domestic	17	69	86	19	42	61	26	55	81	20	52	72	82	218	300
	Parentage	1	7	8	1	2	3	1	3	4	0	2	2	3	14	17
SEA Total		18	76	94	20	44	64	27	58	85	20	54	74	85	232	317
KNT/SEA Total		24	146	170	32	85	117	41	111	152	30	106	136	127	448	575
		2021Q1			2021Q2			2021Q3			2021Q4			Year 2021 (YTD)		
Location	Case Type	Relocation	Parent Mod	Total	Relocation	Parent Mod	Total	Relocation	Parent Mod	Total	Relocation	Parent Mod	Total	Relocation	Parent Mod	Total
KNT	Domestic	12	52	64	16	39	55	18	56	74				46	147	193
	Parentage	1	6	7	1	12	13	1	4	5				3	22	25
KNT Total		13	58	71	17	51	68	19	60	79				49	169	218
SEA	Domestic	19	65	84	28	72	100	19	71	90				66	208	274
	Parentage	0	3	3	2	4	6	1	6	7				3	13	16
SEA Total		19	68	87	30	76	106	20	77	97				69	221	290
KNT/SEA Total		32	126	158	47	127	174	39	137	176				118	390	508
1) Prior to 2019, both parenting and support modifications were included; 2) Starting 2019, only parenting modification and relocation are included.																

Table 2. Number of Cases Resolved and Resolution Category (%)

King County Superior Court

Reporting Category	Q4/19	Q1/20	Q2/20	Q3/20	Q4/20	Q1/21	Q2/21	Q3/21
Total Resolutions (excl. "Matters Filed with Clerk")	13083	11629	8047	10374	10416	10692	10674	11495
Criminal (excl. RALJ): # Resolved	1457	1427	574	976	1015	1543	1505	1174
Resolved by Jury Trial	3.6%	2.6%	0.2%	0.6%	1.3%	0.5%	2.0%	2.7%
Resolved by Non-Jury Trial	0.4%	1.0%	1.7%	0.8%	0.6%	0.6%	0.3%	0.7%
Resolved by Guilty Plea	74.0%	72.0%	67.4%	69.5%	72.6%	48.3%	59.7%	63.5%
Dismissal	21.8%	24.2%	30.7%	29.1%	25.4%	48.4%	35.7%	31.0%
Others	0.2%	0.2%	0.0%	0.0%	0.1%	2.3%	2.3%	2.1%
Civil: # Resolved	5559	4671	2708	3608	3515	3458	3373	4051
Resolved by Jury Trial	0.3%	0.2%	0.0%	0.2%	0.2%	0.6%	0.4%	0.3%
Resolved by Non-Jury Trial	0.3%	0.1%	0.1%	0.1%	0.1%	0.5%	0.5%	0.3%
Summary Judgment	1.4%	1.3%	1.0%	1.2%	1.3%	1.6%	1.9%	1.6%
Default/ Uncontested	30.1%	32.3%	39.1%	40.8%	38.2%	37.1%	38.3%	34.7%
Arbitration	3.3%	3.2%	5.4%	6.3%	5.8%	3.8%	4.7%	4.7%
Settlement/Dismissal	60.0%	60.3%	53.3%	49.6%	53.0%	53.8%	52.8%	45.1%
Closure by Clerk	3.7%	1.8%	0.0%	0.6%	0.3%	1.4%	0.2%	12.2%
Others	0.9%	0.8%	1.1%	1.1%	1.1%	1.3%	1.2%	1.1%
Domestic: # Resolved	1916	1507	1135	1405	1750	1587	1579	1600
Resolved by Trial	4.1%	3.1%	1.0%	2.9%	4.1%	4.5%	4.9%	4.3%
Default/ Uncontested	8.4%	9.6%	6.7%	9.0%	8.6%	6.9%	8.2%	7.8%
Settlement /Dismissal	86.3%	86.7%	92.2%	87.9%	86.8%	88.0%	86.6%	87.4%
Closure by Clerk	0.8%	0.3%	0.0%	0.1%	0.1%	0.2%	0.0%	0.6%
Others	0.4%	0.3%	0.2%	0.1%	0.3%	0.4%	0.3%	0.1%
Probate: # Resolved	1572	1534	1508	1634	1621	1850	1927	1792
Personal Rep. Appointed	67.7%	69.0%	73.2%	70.9%	70.8%	73.8%	68.9%	72.7%
Dismissal	7.8%	5.4%	6.2%	6.5%	6.8%	4.9%	7.3%	6.0%
Closure by Clerk	0.0%	0.1%	0.0%	0.0%	0.0%	0.0%	0.0%	0.0%
Others	24.6%	25.5%	20.6%	22.6%	22.5%	21.4%	23.8%	21.3%
Guardianship: # Resolved	157	157	147	172	172	145	185	166
Guardian Appointed	82.2%	80.9%	69.4%	71.5%	83.7%	82.1%	75.1%	72.3%
Dismissal	16.6%	18.5%	28.6%	21.5%	16.3%	16.6%	20.0%	15.7%
Closure by Clerk	0.0%	0.0%	0.0%	4.7%	0.0%	0.0%	0.0%	0.0%
Others	1.3%	0.6%	2.0%	2.3%	0.0%	1.4%	4.9%	12.0%
Adoption: # Resolved	127	79	59	104	107	78	89	83
Resolved by Trial	0.0%	0.0%	0.0%	0.0%	0.0%	1.3%	0.0%	0.0%
Uncontested	3.1%	7.6%	0.0%	3.8%	0.9%	0.0%	1.1%	0.0%
Settlement /Dismissal	96.1%	91.1%	98.3%	96.2%	98.1%	97.4%	98.9%	100.0%
Closure by Clerk	0.8%	0.0%	0.0%	0.0%	0.0%	1.3%	0.0%	0.0%
Others	0.0%	1.3%	1.7%	0.0%	0.9%	0.0%	0.0%	0.0%
Parentage: # Resolved	129	98	27	96	96	89	98	94
Resolved by Trial	0.8%	1.0%	0.0%	0.0%	4.2%	3.4%	2.0%	3.2%
Summary Judgment	44.2%	51.0%	33.3%	58.3%	42.7%	31.5%	38.8%	30.9%
Default/ Uncontested	12.4%	8.2%	3.7%	8.3%	19.8%	20.2%	20.4%	20.2%
Settlement/Dismissal	41.9%	39.8%	63.0%	32.3%	33.3%	44.9%	38.8%	45.7%
Closure by Clerk	0.0%	0.0%	0.0%	0.0%	0.0%	0.0%	0.0%	0.0%
Others	0.8%	0.0%	0.0%	1.0%	0.0%	0.0%	0.0%	0.0%
ITA(civil commitment): # Resolved	1175	1123	1116	1395	1206	1178	1325	1144
Court Decision to Commit	50.2%	47.9%	44.6%	41.9%	35.8%	36.3%	30.4%	28.0%
Closed by Court	0.0%	0.0%	0.0%	0.0%	0.0%	0.0%	0.0%	0.0%
Dismissal	18.6%	14.1%	13.6%	11.0%	10.5%	11.9%	15.4%	12.2%
Others	31.1%	38.0%	41.8%	47.1%	53.6%	51.8%	54.2%	59.8%
Juv. Dependency: # Resolved	155	137	65	152	162	134	108	86
Finding of Dependency	39.4%	48.2%	41.5%	50.0%	69.5%	63.4%	75.9%	39.4%
Dismissal	50.6%	50.4%	58.5%	49.3%	28.7%	35.8%	24.1%	50.6%
Others	0.0%	1.5%	0.0%	0.7%	1.8%	0.7%	0.0%	0.0%

Table 2 (cont.). Number of Cases Resolved and Resolution Category (%)

King County Superior Court

Reporting Category	Q4/19	Q1/20	Q2/20	Q3/20	Q4/20	Q1/21	Q2/21	Q3/21
Juv. Terminations: # Resolved	37	40	15	63	43	56	69	99
Finding of Dependency	64.9%	85.0%	60.0%	81.0%	97.7%	89.3%	79.7%	91.9%
Dismissal	35.1%	15.0%	40.0%	19.0%	2.3%	10.7%	20.3%	8.1%
Others	0.0%	0.0%	0.0%	0.0%	0.0%	0.0%	0.0%	0.0%
ARY/CHINS/OTHER: # Resolved	41	29	14	38	51	75	55	65
Approve of Petition	39.0%	13.7%	28.6%	15.8%	58.7%	78.7%	78.2%	89.2%
Dismissal	61.0%	86.2%	71.4%	68.4%	41.3%	21.3%	21.8%	10.8%
Others	0.0%	0.0%	0.0%	0.0%	0.0%	0.0%	0.0%	0.0%
Juvenile Truancy: # Resolved	445	548	497	424	228	285	75	116
Approve of Petition	0.2%	0.5%	0.2%	0.0%	0.4%	0.0%	0.0%	7.8%
Dismissal	99.8%	99.5%	99.8%	100%	99.6%	100.0%	100.0%	66.4%
Others	0.0%	0.0%	0.0%	0.0%	0.0%	0.0%	0.0%	25.9%
Juvenile Offender: # Resolved	245	232	132	251	191	178	197	140
Resolved by Trial (Fact Finding)	0.0%	2.2%	0.8%	0.4%	0.5%	0.6%	0.0%	0.0%
Resolved by Guilty Plea	39.6%	34.5%	31.3%	24.7%	31.9%	34.8%	46.7%	45.0%
Dismissal	36.9%	43.1%	47.0%	48.6%	48.2%	48.3%	38.1%	40.7%
Deferred Disposition (DDSP)	16.7%	11.2%	15.2%	19.5%	16.2%	12.9%	13.2%	12.1%
Others (including Deferred Prosecution)	4.1%	9.1%	6.1%	6.8%	3.1%	3.4%	2.0%	2.1%
Criminal RALJ: # Resolved	41	22	39	40	26	26	25	31
RALJ Decision	65.9%	86.4%	76.9%	75.0%	84.6	84.6%	80.0%	38.7%
Dismissal	19.5%	13.6%	20.5%	25.0%	11.5	11.5%	20.0%	58.1%
Others	14.6%	0.0%	2.6%	0.0%	3.8	3.8%	0.0%	3.2%
Civil RALJ: # Resolved	27	25	11	16	10	10	13	31
RALJ Decision	37.0%	20.0%	45.5%	50.0%	90.0%	20.0%	15.4%	25.8%
Dismissal	46.1%	28.0%	45.5%	43.8%	0.0%	60.0%	76.9%	67.7%
Others	14.8%	52.0%	9.1%	6.3%	10.0%	20.0%	7.7%	6.5%

Chart 2-A. Quarterly Resolutions
Total Judicial Cases Only ("Matters Filed with Clerk" excluded)

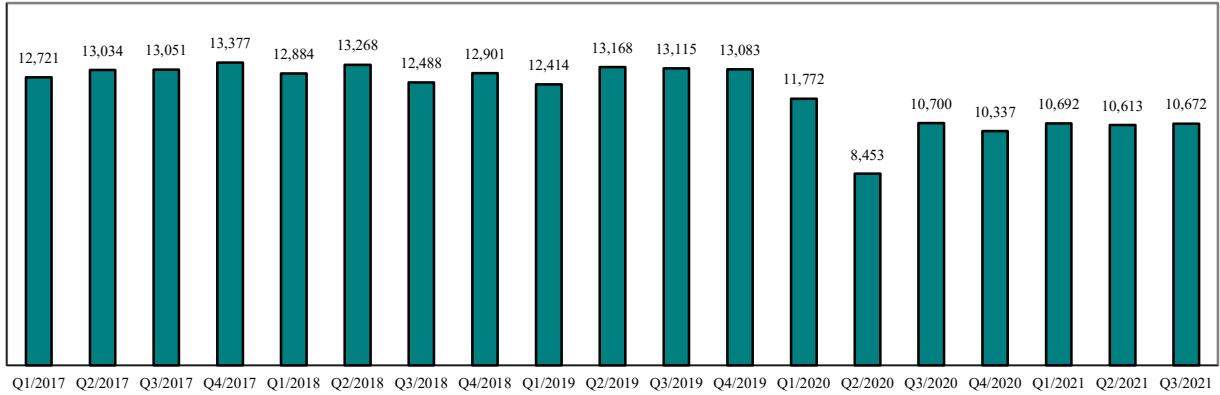


Chart 2-B. Quarterly Resolutions: Criminal and Juvenile Offender Cases

■ Criminal ■ Juvenile Offender

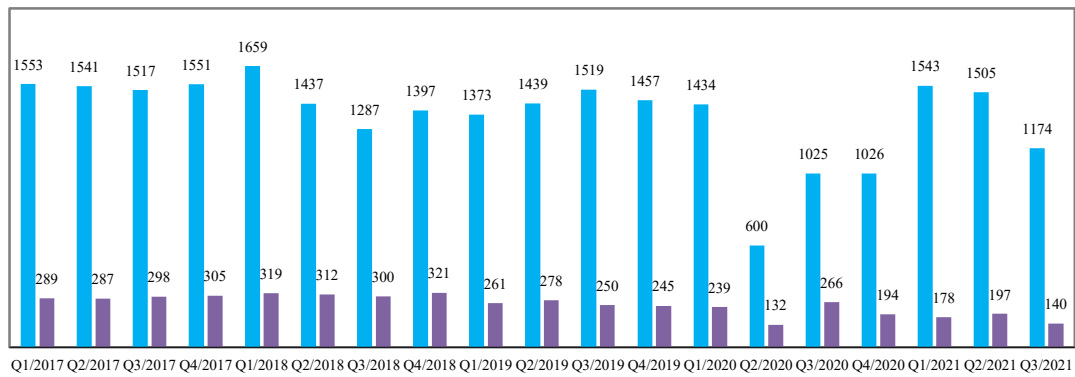
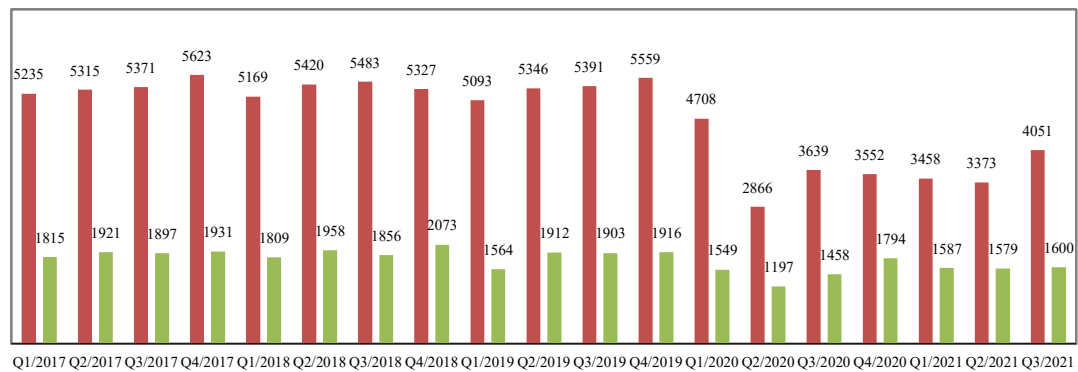


Chart 2-C. Quarterly Resolutions: Civil and Domestic Cases

■ Civil ■ Domestic



Note: "Civil" is specifically defined in this report. The category of "Civil" does **not** include the following case types: domestic, probate, guardianship, adoption, Parentage, mental illness, juvenile cases (dependency, at-risk youth, child-in-need of service), civil RALJ, and tax filings that don't require judicial resources ("matters filed with clerk"). Please check the Appendix for the cause codes in the "General Civil" category.

Table 3. Age of Resolved Cases
King County Superior Court

Reporting Category	Age of Cases at Resolution							
	Q4/19	Q1/20	Q2/20	Q3/20	Q4/20	Q1/21	Q2/21	Q3/21
Criminal (excl. RALJ)								
Age (days)								
50% Cases Resolved by Day	104	118	112	179	216	222	221	282
90% Cases Resolved by Day	431	435	455	443	470	555	375	568
Comparison with Court Standard of								
90% in 4 months	54%	51%	53%	34%	33%	34%	32%	28%
98% in 6 months	68%	66%	67%	51%	44%	43%	44%	37%
100% in 9 months	80%	80%	79%	70%	64%	59%	59%	49%
Civil (excl. RALJ)								
Age (days)								
50% Cases Resolved by Day	64	42	73	91	88	90	85	111
90% Cases Resolved by Day	399	361	361	386	396	447	448	549
Comparison with Court Standard of								
90% in 12 months	86%	90%	90%	87%	85%	83%	85%	80%
98% in 18 months	94%	97%	98%	97%	96%	94%	93%	90%
100% in 24 months	98%	99%	100%	99%	98%	97%	97%	94%
Domestic								
Age (days)								
50% Cases Resolved by Day	149	153	170	224	213	210	195	170
90% Cases Resolved by Day	400	405	383	442	466	510	478	442
Comparison with Court Standard of								
90% in 8 months	71%	66%	64%	53%	53%	56%	59%	60%
98% in 10 months	79%	75%	77%	66%	68%	66%	70%	69%
100% in 14 months	92%	91%	93%	88%	87%	84%	85%	88%
Probate								
Age (days)								
50% Cases Resolved by Day	0	0	5	4	4	3	3	3
90% Cases Resolved by Day	30	18	30	34	35	27	42	41
Comparison with Court Standard of								
90% in 8 months	98%	98%	99%	99%	98%	98%	97%	98%
98% in 18 months	98%	99%	100%	99%	99%	99%	98%	99%
100% in 36 months	98%	99%	100%	100%	100%	100%	99%	100%
Guardianship								
Age (days)								
50% Cases Resolved by Day	59	52	53	56	52	54	53	53
90% Cases Resolved by Day	163	161	265	458	133	178	130	172
Comparison with Court Standard of								
90% in 8 months	93%	96%	90%	81%	97%	92%	97%	93%
98% in 18 months	98%	99%	94%	93%	100%	98%	98%	98%
100% in 36 months	99%	99%	97%	100%	100%	99%	98%	99%
Adoption								
Age (days)								
50% Cases Resolved by Day	35	36	70	52	40	106	58	37
90% Cases Resolved by Day	156	257	231	230	163	336	223	206
Comparison with Court Standard of								
90% in 8 months	95%	89%	93%	91%	94%	80%	91%	94%
98% in 10 months	98%	94%	97%	94%	95%	87%	92%	95%
100% in 14 months	99%	96%	100%	97%	99%	95%	94%	96%
Parentage								
Age (days)								
50% Cases Resolved by Day	121	152	275	239	246	207	149	204
90% Cases Resolved by Day	316	354	515	362	455	484	469	573
Comparison with Court Standard of								
90% in 8 months	83%	76%	41%	50%	50%	62%	76%	54%
98% in 10 months	89%	87%	67%	81%	75%	72%	83%	67%
100% in 14 months	97%	95%	85%	95%	89%	84%	88%	84%

Table 3 (cont.) Age of Resolved Cases

King County Superior Court

Reporting Category	Age of Cases at Resolution							
	Q4/19	Q1/20	Q2/20	Q3/20	Q4/20	Q1/21	Q2/21	Q3/21
ITA (civil commitment) *								
Age (days)								
50% Cases Resolved by Day	7	9	10	12	13	13	12	11
90% Cases Resolved by Day	27	32	30	53	48	42	52	44
Juvenile Dependency (DEP)								
Age (days)								
50% Cases Resolved by Day	211	198	190	203	245	150	155	165
90% Cases Resolved by Day	1056	618	517	455	636	573	554	468
Comparison with Court Standard of								
90% in 8 months	54%	66%	55%	61%	49%	65%	76%	70%
98% in 10 months	62%	78%	71%	73%	61%	70%	83%	80%
100% in 14 months	73%	86%	77%	85%	75%	81%	88%	87%
Juvenile Termination (TER)								
Age (days)								
50% Cases Resolved by Day	190	83	390	209	126	253	162	364
90% Cases Resolved by Day	375	523	675	560	307	514	784	882
Comparison with Court Standard of								
90% in 8 months	63%	80%	27%	60%	61%	48%	65%	34%
98% in 10 months	71%	80%	40%	71%	88%	66%	68%	45%
100% in 14 months	98%	83%	67%	84%	93%	77%	74%	56%
Juv ARY/CHINS/OTHER								
Age (days)								
50% Cases Resolved by Day	50	66	89	222	36	28	31	56
90% Cases Resolved by Day	238	251	224	362	339	231	267	898
Comparison with Court Standard of								
90% in 8 months	91%	86%	93%	66%	80%	91%	87%	65%
98% in 10 months	93%	100%	93%	76%	87%	95%	95%	69%
100% in 14 months	95%	100%	93%	97%	91%	96%	95%	71%
Juvenile Truancy*								
Age (days)								
50% Cases Resolved by Day	327	406	489	521	383	411	447	548
90% Cases Resolved by Day	700	1112	919	826	601	643	519	896
Juvenile Offender								
Age (days)								
50% Cases Resolved by Day	140	133	147	204	230	233	169	294
90% Cases Resolved by Day	385	331	330	461	489	510	481	697
Comparison with Court Standard of								
90% in 4 months	47%	47%	45%	24%	18%	25%	30%	14%
98% in 6 months	65%	54%	59%	39%	40%	39%	51%	30%
100% in 9 months	84%	82%	76%	68%	59%	62%	70%	45%
Criminal RALJ								
Age (days)								
50% Cases Resolved by Day	302	331	314	280	316	415	480	545
90% Cases Resolved by Day	716	490	632	486	703	708	844	2247
Civil RALJ								
Age (days)								
50% Cases Resolved by Day	171	108	182	189	264	162	168	218
90% Cases Resolved by Day	324	323	250	301	359	214	186	661

* No standard yet.

Table 4. Active Pending Caseload Statistics
King County Superior Court

Reporting Category		Q4/19	Q1/20	Q2/20	Q3/20	Q4/20	Q1/21	Q2/21	Q3/21
Total (incl. RALJ)									
Previous Pending	(+)	13115	22146	22746	23139	23149	22977	22831	22153
New Filing	(+)	12964	12475	8942	10656	10156	10397	10111	10316
Resolved	(-)	13083	11629	8047	10374	10193	10692	10674	10796
End Pending		22146	22748	23139	23149	22977	22831	22153	21128
Resolution Rate*		1.009	0.932	0.900	0.974	1.004	1.028	1.056	1.047
Criminal (excl. RALJ)									
Previous Pending	(+)	3579	3564	4188	5113	5659	6083	6024	5649
New Filing	(+)	1742	1628	1149	1579	1400	1198	1048	1203
Resolved	(-)	1457	1427	574	976	1015	1543	1505	1174
End Pending		3564	4188	5113	5659	6083	6024	5649	5510
Resolution Rate*		0.836	0.877	0.500	0.618	0.725	1.288	1.494	1.079
Civil (excl. RALJ)									
Previous Pending	(+)	8152	8576	8515	7900	7821	7778	7719	7741
New Filing	(+)	5318	4981	2959	3571	3551	3581	3438	3531
Resolved	(-)	5559	4671	2708	3608	3515	3458	3373	4051
End Pending		8576	8515	7900	7821	7778	7719	7741	6974
Resolution Rate*		1.045	0.938	0.915	1.010	0.990	0.966	0.981	1.147
Domestic									
Previous Pending	(+)	4516	4384	4431	4511	4773	4445	4446	4486
New Filing	(+)	1764	1682	1179	1728	1438	1527	1588	1720
Resolved	(-)	1916	1507	1135	1405	1750	1587	1579	1600
End Pending		4384	4431	4511	4773	4445	4446	4486	4526
Resolution Rate*		1.086	0.896	0.963	0.813	1.217	1.039	0.994	0.930
Probate									
Previous Pending	(+)	1545	690	778	869	923	1023	1201	1291
New Filing	(+)	1601	1622	1613	1690	1702	2015	1988	1873
Resolved	(-)	1572	1534	1508	1634	1621	1850	1927	1792
End Pending		690	778	869	923	1023	1201	1291	1285
Resolution Rate*		0.982	0.946	0.935	0.967	0.952	0.918	0.969	0.957
Guardianship									
Previous Pending	(+)	429	235	240	285	281	290	351	350
New Filing	(+)	147	180	175	174	179	204	184	212
Resolved	(-)	157	157	147	172	172	145	185	166
End Pending		235	240	285	281	290	351	350	491
Resolution Rate*		1.068	0.872	0.840	0.989	0.961	0.711	1.005	0.783
Adoption									
Previous Pending	(+)	196	184	220	234	237	258	269	280
New Filing	(+)	114	119	74	101	132	89	102	76
Resolved	(-)	127	79	59	104	107	78	89	83
End Pending		184	220	234	237	258	269	280	269
Resolution Rate*		1.114	0.664	0.797	1.030	0.811	0.876	0.873	1.092
Parentage									
Previous Pending	(+)	253	251	239	268	249	248	253	257
New Filing	(+)	124	101	53	90	94	103	102	104
Resolved	(-)	129	98	27	96	96	89	98	94
End Pending		251	239	268	249	248	253	257	258
Resolution Rate*		1.040	0.970	0.509	1.067	1.021	0.864	0.961	0.904
ITA (civil commitment)									
Previous Pending	(+)	246	288	263	433	315	321	453	379
New Filing	(+)	1219	1155	1267	1369	1225	1313	1349	1256
Resolved	(-)	1175	1123	1116	1395	1206	1178	1325	1144
End Pending		288	263	433	315	321	453	379	428
Resolution Rate*		0.964	0.972	0.881	1.019	0.984	0.897	0.982	0.911

* A value of "Resolution Rate" less than one indicates the resolution pace is slower than the filing pace.

Table 4 (cont.) Active Pending Caseload Statistics
King County Superior Court

Reporting Category	Q4/19	Q1/20	Q2/20	Q3/20	Q4/20	Q1/21	Q2/21	Q3/21
Juvenile Dependency (DEP)								
Previous Pending (+)	587	647	638	692	635	467	382	252
New Filing (+)	192	133	112	99	117	111	95	101
Resolved (-)	155	137	65	152	162	134	108	86
End Pending	647	638	692	635	467	382	252	249
Resolution Rate*	0.807	1.030	0.580	1.535	1.347	1.207	1.137	0.851
Juvenile Termination (TER)								
Previous Pending (+)	248	277	297	332	341	382	354	345
New Filing (+)	67	62	64	68	93	46	51	75
Resolved (-)	37	40	15	63	43	56	69	99
End Pending	277	297	332	341	382	354	345	278
Resolution Rate*	0.552	0.645	0.234	0.926	0.462	1.217	1.353	1.320
Juv ARY/CHINS/OTHERS								
Previous Pending (+)	97	100	119	128	115	169	156	151
New Filing (+)	44	50	22	22	46	60	53	59
Resolved (-)	41	29	14	38	51	75	55	65
End Pending	100	119	128	115	169	156	151	109
Resolution Rate*	0.932	0.580	0.636	1.727	1.179	1.250	1.038	1.102
Juvenile Truancy								
Previous Pending (+)	2244	2112	1976	1484	1042	832	558	479
New Filing (+)	318	448	45	0	8	0	4	0
Resolved (-)	445	548	497	424	228	285	75	116
End Pending	2112	1976	1484	1042	832	558	479	361
Resolution Rate*	1.399	1.223	11.044	NA	28.500	---	18.750	N/A
Juvenile Offender								
Previous Pending (+)	614	647	659	758	649	572	572	396
New Filing (+)	239	268	216	147	136	127	81	70
Resolved (-)	245	232	132	251	191	178	197	140
End Pending	647	659	758	649	572	572	396	319
Resolution Rate*	1.025	0.866	0.611	1.707	1.404	1.402	2.432	2.000
Criminal RALJ								
Previous Pending (+)	136	140	147	96	77	66	46	46
New Filing (+)	44	34	6	8	12	5	13	19
Resolved (-)	41	22	39	40	26	26	15	31
End Pending	140	147	96	77	66	46	46	34
Resolution Rate*	0.932	0.647	6.560	5.000	2.167	5.200	1.154	1.632
Civil RALJ								
Previous Pending (+)	47	51	38	36	32	43	47	51
New Filing (+)	31	12	8	10	23	18	15	17
Resolved (-)	27	25	11	16	10	10	13	31
End Pending	51	38	36	32	43	47	51	37
Resolution Rate*	0.871	2.083	1.375	1.600	0.435	0.556	0.867	1.824

* A value of "Resolution Rate" less than one indicates the resolution pace is slower than the filing pace.

Table 4-A. Active Re-opened Cases and Modification Cases

Reporting Category	Q4/19	Q1/20	Q2/20	Q3/20	Q4/20	Q1/21	Q2/21	Q3/21
Re-opened without disposition						297	378	445
Modification without disposition						462	531	504

Chart 4-A. Pending Caseload at Quarter End:
Total Judicial Cases Only ("Matters Filed with Clerk" excluded)

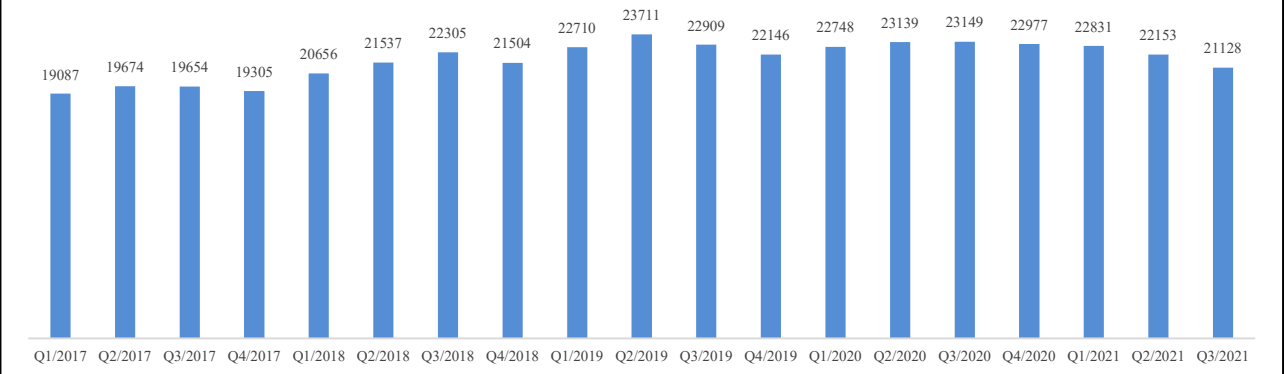


Chart 4-B. Pending Caseload at Quarter End: Criminal, Domestic, and Civil Cases

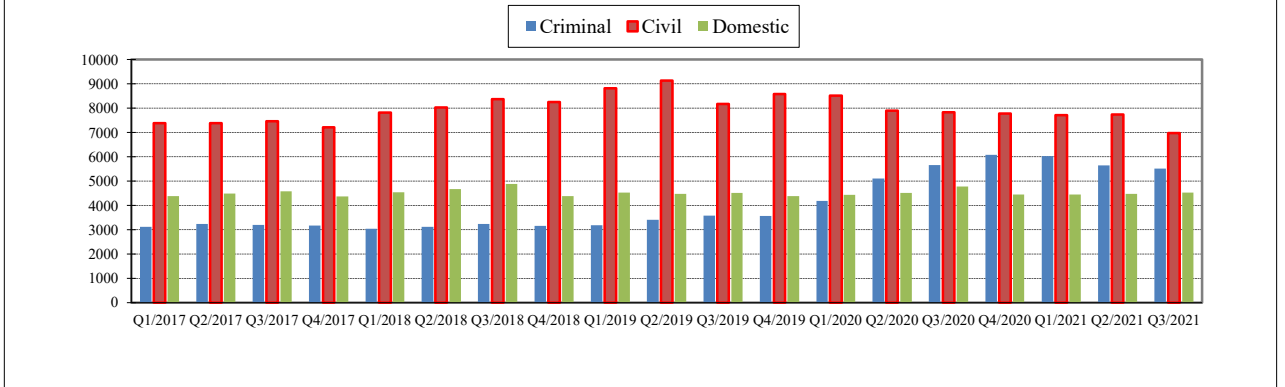
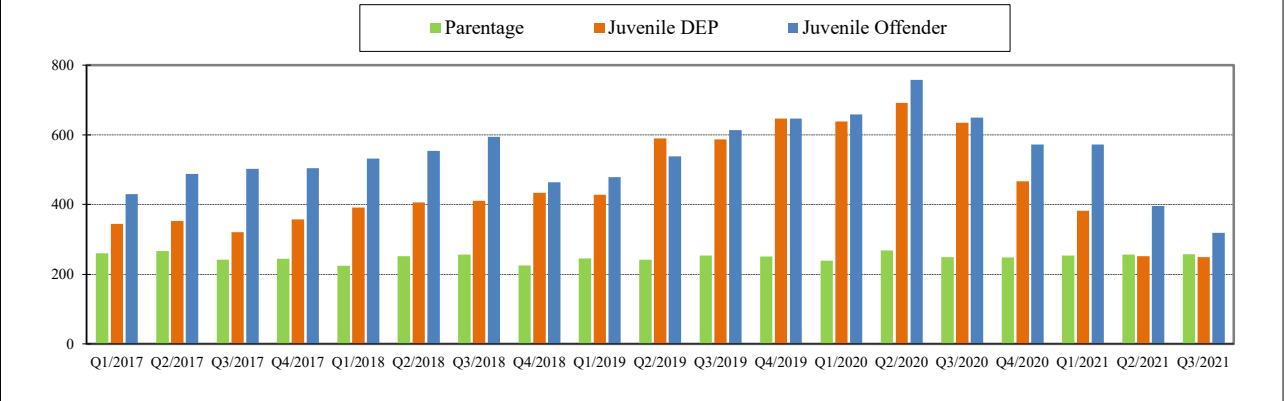


Chart 4-C. Pending Caseload at Quarter End:
Juvenile Offender, Paternity, and Dependency Cases



Note: "Civil" is specifically defined in this report. The category of "Civil" does **not** include the following case types: domestic, probate, guardianship, adoption, Parentage, mental illness, juvenile cases (dependency, at-risk youth, child-in-need of service), civil RALJ, and tax filings that don't require judicial resources ("matters filed with clerk"). Please check the Appendix for the cause codes in the "General Civil" category.

Table 5. Age of Pending Cases

King County Superior Court

Reporting Category	Age of Pending Cases and # of Cases in Each Age Interval							
	Q4/19	Q1/20	Q2/20	Q3/20	Q4/20	Q1/21	Q2/21	Q3/21
Criminal (excl. RALJ): # of Cases	3564	4148	5113	5969	6083	6024	5649	5510
Age (days)								
Median (50 percentile)	105	92	137	178	200	232	269	287
90 percentile	430	365	412	442	486	541	609	645
# of Cases in Age Interval								
0 - 60 days (0 - 2 months)	1169	1710	1188	1179	1159	1045	877	946
61 - 120 days (3 - 4 months)	789	747	1039	916	767	767	629	527
121 - 180 days (5 - 6 months)	473	513	856	741	928	624	581	494
181 - 270 days (7 - 9 months)	414	525	840	1214	937	1065	744	693
> 270 days (> 9 months)	719	693	1190	1609	2292	2523	2818	2850
Civil (excl. RALJ): # of Cases	8576	8515	7900	7821	7778	7719	7741	6974
Age (days)								
Median (50 percentile)	146	153	179	205	203	198	206	196
90 percentile	399	420	484	539	597	646	682	704
# of Cases in Age Interval								
0 - 120 days (0 - 4 months)	3808	3483	2714	2652	2689	2704	2617	2467
121 - 240 days (5 - 8 months)	2172	2357	2198	1902	1628	1637	1619	1513
241 - 360 days (9 - 12 months)	1464	1388	1359	1523	1408	1029	1123	961
361 - 540 days (13 - 18 months)	771	891	1067	966	1052	1236	1074	690
541 - 720 days (19 - 24 months)	202	228	365	508	597	557	620	700
> 720 days (> 24 months)	160	168	197	270	404	556	688	643
Domestic: # of Cases	4384	4431	4511	4773	4445	4446	4486	4526
Age (days)								
Median (50 percentile)	131	144	172	155	155	161	148	148
90 percentile	477	468	511	525	584	605	644	676
# of Cases in Age Interval								
0 - 120 days (0 - 4 months)	2087	1990	1581	2124	1817	1844	1968	1984
121 - 240 days (5 - 8 months)	1105	1213	1283	984	1091	1110	956	1078
241 - 360 days (9 - 12 months)	569	593	784	749	600	549	665	550
361 - 540 days (13 - 18 months)	243	258	448	462	431	407	336	312
> 540 days (> 18 months)	380	377	415	454	506	536	561	602
Probate: # of Cases	690	778	869	923	1023	1201	1291	1285
Age (days)								
Median (50 percentile)	347	298	230	296	295	255	267	339
90 percentile	1640	1623	1574	1631	1618	1574	1602	1694
# of Cases in Age Interval								
0 - 120 days (0 - 4 months)	220	257	311	295	322	410	414	337
121 - 240 days (5 - 8 months)	83	109	132	119	146	180	192	184
241 - 360 days (9 - 12 months)	50	58	69	105	97	107	134	146
361 - 540 days (13 - 18 months)	65	63	68	91	107	112	123	138
> 540 days (> 18 months)	272	291	289	313	351	392	428	480
Guardianship: # of Cases	235	240	285	281	290	351	350	491
Age (days)								
Median (50 percentile)	133	139	125	136	207	155	230	162
90 percentile	881	976	1028	1121	1211	1227	1315	1176
# of Cases in Age Interval								
0 - 120 days (0 - 4 months)	115	115	139	55	116	158	126	213
121 - 240 days (5 - 8 months)	24	32	39	15	45	42	53	85
241 - 360 days (9 - 12 months)	25	8	19	10	48	40	32	40
361 - 540 days (13 - 18 months)	19	28	19	70	8	34	62	49
> 540 days (> 18 months)	52	57	15	55	73	77	77	104

Table 5 (cont.). Age of Pending Cases

King County Superior Court

Reporting Category	Age of Pending Cases and # of Cases in Each Age Interval							
	Q4/19	Q1/20	Q2/20	Q3/20	Q4/20	Q1/21	Q2/21	Q3/21
Adoption: # of Cases	184	220	234	237	258	269	280	269
Age (days)								
Median (50 percentile)	291	225	274	344	339	380	350	448
90 percentile	887	966	1051	1144	1226	1315	1396	1495
# of Cases in Age Interval								
0 - 120 days (0 - 4 months)	53	81	64	73	89	86	75	56
121 - 240 days (5 - 8 months)	30	31	42	29	21	36	47	37
241 - 360 days (9 - 12 months)	22	18	27	20	25	10	20	34
361 - 540 days (13 - 18 months)	30	37	25	27	26	27	21	13
> 540 days (> 18 months)	49	53	29	88	97	110	117	129
Parentage: # of Cases	251	239	268	249	248	253	257	258
Age (days)								
Median (50 percentile)	105	126	171	182	133	146	153	147
90 percentile	300	335	383	433	476	497	525	518
# of Cases in Age Interval								
0 - 120 days (0 - 4 months)	137	117	80	100	108	117	108	115
121 - 240 days (5 - 8 months)	69	75	112	64	57	70	67	65
241 - 360 days (9 - 12 months)	25	29	43	45	34	18	39	36
361 - 540 days (13 - 18 months)	10	12	23	28	32	29	21	17
> 540 days (> 18 months)	10	6	5	12	17	19	22	25
ITA (civil commitment): # of Cases	288	263	433	315	321	453	379	428
Age (days)								
Median (50 percentile)	20	56	53	28	39	36	30	60
90 percentile	420	511	540	206	274	227	304	382
# of Cases in Age Interval								
0 - 120 days (0 - 4 months)	219	179	295	265	258	328	268	290
121 - 240 days (5 - 8 months)	14	27	63	23	27	85	24	41
> 240 days (> 8 months)	55	57	58	27	36	40	87	97
Juv Dependency (DEP): # of Cases	647	638	692	635	467	382	252	249
Age (days)								
Median (50 percentile)	195	242	284	349	372	292	172	150
90 percentile	784	847	916	1009	955	668	757	674
# of Cases in Age Interval								
0 - 60 days (0 - 2 months)	121	84	64	64	72	65	46	58
61 - 120 days (3 - 4 months)	95	88	84	65	47	54	46	56
121 - 180 days (5 - 6 months)	82	86	67	46	32	34	38	27
181 - 270 days (7 - 9 months)	99	88	126	59	47	32	40	31
> 270 days (> 9 months)	250	292	351	401	269	197	82	77
Juv Termination (TER): # of Cases	277	297	332	341	382	354	345	278
Age (days)								
Median (50 percentile)	340	389	320	349	326	355	436	329
90 percentile	809	879	935	1018	1050	1140	1231	1393
# of Cases in Age Interval								
0 - 60 days (0 - 2 months)	46	38	23	46	70	26	36	48
61 - 120 days (3 - 4 months)	30	32	49	26	31	49	22	31
121 - 180 days (5 - 6 months)	21	27	49	42	34	37	14	18
181 - 270 days (7 - 9 months)	15	30	30	39	42	39	50	14
> 270 days (> 9 months)	165	170	181	188	205	203	223	167
ARY/CHINS/OTHER: # of Cases	100	119	128	115	169	156	151	109
Age (days)								
Median (50 percentile)	188	188	240	314	658	805	944	959
90 percentile	811	900	903	996	1178	1268	1359	1451
# of Cases in Age Interval								
0 - 60 days (0 - 2 months)	20	27	16	15	16	13	19	28
61 - 120 days (3 - 4 months)	16	18	13	12	15	8	5	5
121 - 180 days (5 - 6 months)	11	13	25	6	8	9	5	5
181 - 270 days (7 - 9 months)	13	12	14	24	7	7	8	2
> 270 days (> 9 months)	40	49	60	58	120	119	114	69

Table 5 (cont.). Age of Pending Cases

King County Superior Court

Reporting Category	Age of Pending Cases and # of Cases in Each Age Interval							
	Q4/19	Q1/20	Q2/20	Q3/20	Q4/20	Q1/21	Q2/21	Q3/21
Juvenile Truancy: # of Cases	2112	1976	1484	1042	832	558	479	361
Age (days)								
Median (50 percentile)	300	315	321	300	359	470	603	700
90 percentile	769	718	747	575	675	804	896	988
# of Cases in Age Interval								
0 - 60 days (0 - 2 months)	240	290	26	.0	0	0	4	0
61 - 120 days (3 - 4 months)	70	259	108	20	0	0	0	2
121 - 180 days (5 - 6 months)	92	154	332	18	0	0	0	2
181 - 270 days (7 - 9 months)	425	88	250	414	35	0	0	0
> 270 days (> 9 months)	1285	1185	768	590	797	558	475	357
Juvenile Offender: # of Cases	647	659	758	649	572	572	396	319
Age (days)								
Median (50 percentile)	144	145	167	211	241	226	254	275
90 percentile	459	475	477	567	665	748	800	892
# of Cases in Age Interval								
0 - 60 days (0 - 2 months)	164	154	143	110	96	99	54	44
61 - 120 days (3 - 4 months)	124	148	138	98	66	94	49	39
121 - 180 days (5 - 6 months)	104	75	129	88	55	45	43	27
181 - 270 days (7 - 9 months)	124	106	107	108	108	77	59	46
> 270 days (> 9 months)	131	176	241	245	247	257	191	163
Criminal RALJ: # of Cases	140	147	96	77	66	46	46	34
Age (days)								
Median (50 percentile)	174	179	209	304	363	426	268	74
90 percentile	609	643	432	1204	1750	1980	2071	393
# of Cases in Age Interval								
0 - 60 days (0 - 2 months)	30	24	10	6	6	3	6	15
61 - 120 days (3 - 4 months)	28	30	22	5	11	6	7	6
121 - 180 days (5 - 6 months)	15	20	32	2	3	4	4	4
181 - 270 days (7 - 9 months)	16	24	29	18	3	6	6	2
> 270 days (> 9 months)	51	49	10	46	43	27	23	7
Civil RALJ: # of Cases	51	38	36	32	43	47	51	37
Age (days)								
Median (50 percentile)	61	115	183	221	122	122	134	102
90 percentile	239	288	341	434	459	549	615	233
# of Cases in Age Interval								
0 - 60 days (0 - 2 months)	25	9	0	5	12	14	11	13
61 - 120 days (3 - 4 months)	10	14	10	5	9	8	9	9
121 - 180 days (5 - 6 months)	7	6	7	3	9	11	11	7
181 - 270 days (7 - 9 months)	5	5	13	6	0	2	6	5
> 270 days (> 9 months)	4	4	6	13	13	12	14	3

Table 6. Seattle vs. Regional Justice Center (KNT): Filing, Resolution, Pending Caseload (%)

King County Superior Court

	Q3/20		Q4/20		Q1/21		Q2/21		Q3/21	
	SEA	KNT	SEA	KNT	SEA	KNT	SEA	KNT	SEA	KNT
Filings Total	68%	32%	67%	33%	67%	33%	68%	32%	67%	33%
Criminal (excl. RALJ)	56%	44%	51%	49%	56%	44%	53%	47%	58%	42%
Civil (excl. RALJ)	60%	40%	61%	39%	59%	41%	61%	39%	59%	41%
Domestic	61%	39%	60%	40%	59%	41%	62%	39%	63%	37%
Probate	72%	28%	74%	26%	71%	30%	71%	29%	69%	31%
Guardianship	68%	32%	65%	35%	65%	35%	71%	29%	63%	37%
Adoption	73%	27%	83%	17%	78%	23%	75%	26%	79%	21%
Parentage	40%	60%	53%	47%	43%	57%	44%	56%	50%	50%
ITA (civil commitment)	100%	0%	100%	0%	100%	0%	100%	---	100%	0%
Juv. Dependency (DEP)	76%	24%	68%	32%	60%	41%	71%	30%	76%	24%
Juv. Termination (TER)	49%	52%	34%	66%	46%	54%	59%	41%	69%	31%
Juvenile ARY/CHINS/Other	55%	46%	49%	51%	53%	47%	59%	42%	59%	41%
Juvenile Truancy	NA	NA	0%	100%	---	---	50%	50%	---	---
Juvenile Offender	100%	0%	100%	0%	100%	0%	100%	---	100%	0%
Criminal RALJ	75%	25%	92%	8%	100%	0%	69%	31%	79%	21%
Civil RALJ	80%	20%	74%	26%	78%	22%	73%	27%	88%	12%
Resolution Total	68%	32%	69%	31%	67%	33%	68%	32%	65%	35%
Criminal (excl. RALJ)	59%	41%	63%	37%	62%	38%	65%	35%	61%	39%
Civil (excl. RALJ)	61%	39%	62%	38%	61%	39%	60%	40%	56%	44%
Domestic	61%	39%	60%	40%	62%	38%	60%	41%	60%	40%
Probate	72%	28%	73%	27%	73%	27%	72%	29%	70%	30%
Guardianship	58%	42%	64%	36%	66%	35%	63%	37%	74%	27%
Adoption	68%	32%	92%	8%	82%	18%	79%	21%	75%	25%
Parentage	52%	48%	44%	56%	39%	61%	57%	43%	43%	57%
ITA (civil commitment)	100%	0%	100%	0%	100%	---	100%	---	100%	---
Juv. Dependency (DEP)	62%	38%	58%	42%	73%	27%	63%	37%	61%	40%
Juv. Termination (TER)	62%	38%	54%	47%	55%	45%	42%	58%	62%	38%
Juvenile ARY/CHINS/Other	40%	61%	41%	59%	65%	35%	60%	40%	54%	46%
Juvenile Truancy	40%	60%	52%	---	21%	79%	12%	88%	12%	88%
Juvenile Offender	100%	0%	100%	0%	100%	---	100%	---	100%	---
Criminal RALJ	93%	8%	89%	12%	92%	8%	100%	0%	84%	16%
Civil RALJ	88%	13%	90%	10%	70%	30%	62%	39%	87%	13%
Pending Total	63%	37%	63%	37%	63%	37%	62%	38%	63%	37%
Criminal (excl. RALJ)	61%	39%	59%	41%	58%	42%	56%	44%	56%	44%
Civil (excl. RALJ)	65%	35%	65%	35%	64%	36%	64%	36%	66%	34%
Domestic	59%	41%	59%	41%	58%	42%	59%	41%	60%	41%
Probate	67%	33%	68%	32%	65%	35%	65%	35%	67%	33%
Guardianship	62%	38%	63%	37%	63%	37%	67%	33%	58%	42%
Adoption	73%	27%	71%	30%	69%	31%	68%	33%	69%	31%
Parentage	35%	65%	38%	63%	38%	62%	34%	66%	37%	63%
ITA (civil commitment)	100%	0%	100%	0%	100%	---	100%	---	100%	0%
Juv. Dependency (DEP)	63%	37%	64%	36%	64%	36%	62%	39%	68%	33%
Juv. Termination (TER)	63%	37%	57%	43%	57%	43%	60%	40%	63%	37%
Juvenile ARY/CHINS/Other	50%	50%	58%	42%	52%	48%	53%	47%	56%	44%
Juvenile Truancy	49%	51%	48%	52%	63%	37%	72%	28%	90%	10%
Juvenile Offender	100%	0%	100%	0%	100%	---	100%	---	100%	---
Criminal RALJ	90%	10%	91%	9%	91%	9%	83%	17%	79%	21%
Civil RALJ	78%	22%	74%	26%	79%	21%	80%	20%	78%	22%

Excluding Cases filed with the Clerk

Table 7. Quarterly Utilization of Pro Tem Judges/Commissioners ⁽¹⁾

Category	Q2/19	Q3/19	Q4/19	Q1/20	Q2/20	Q3/20	Q4/20	Q1/21	Q2/21	Q3/21
Grand Total	2814	1454	2023	1125	346	1045	2316	985	1750	1876
FTE Equivalent ⁽²⁾	6.3	3.2	4.5	2.5	0.8	2.3	5.1	2.2	3.9	4.2
By Work Type										
Pro Tem Judge	498	248	503	148	71	138	305	44	155	263
Pro Tem Commissioner	2316	1206	1520	978	284	907	2011	941	1595	1613
By Location										
KCCH	1602	632	919	378	197	580	1355	535	738	960
MRJC	579	411	466	331	35	225	543	228	580	282
Juvenile	462	335	456	284	48	184	277	205	203	373
ITA	171	75	182	132	75	56	142	17	229	259
Other	0	0	0	0	0	0	0	0	0	0
By Calendar Type										
Criminal	133	54	145	42	24	63	70	25	109	233
Civil	0	0	0	0	0	0	1	0	6	3
Ex Parte	432	322	476	143	21	144	371	118	281	444
Family Law/Domestic	1377	588	661	482	167	550	1267	620	907	563
Dependency	336	210	196	222	22	158	231	185	178	346
Juvenile Offender	81	95	230	58	27	26	42	20	25	27
BECCA	45	30	30	5	0	0	4	0	0	0
ITA	171	75	182	132	75	56	142	17	229	259
Juvenile Drug Court	0	0	0	0	0	0	0	0	0	0
Family Treatment Court	0	0	0	0	0	0	0	0	0	0
Plea Calendar	205	63	81	43	21	49	182	0	11	0
Status/Non-Compliance	0	0	5	0	0	0	0	0	0	0
Other or Unspecified	34	17	18	0	0	0	7	0	0	0
By Reason										
Vacation Backfill	390	187	345	85	190	96	1072	29	118	208
Medical Backfill	2144	1151	1475	926	46	852	392	941	1588	1595
Duty Time	63	32	127	62	69	42	317	15	38	55
Conference Coverage	217	84	76	53	0	83	0	0	8	18
Congestion	0	0	0	0	36	0	429	0	0	0
Vacancy Coverage	0	0	0	0	14	0	63	0	0	0
Other	0	0	0	0	0	0	44	0	0	0

(1) This table is based on the time sheet for compensation

(2) Judge FTE Equivalent = # of hours / [7.5 hours/day * 20 days/month * 3 months] = # of hours/450.

Data for the most current quarter are incomplete at reporting time and will be updated in next quarterly report.

The Pro Tem hours are provided quarterly by the Administrative Services Department of King County Superior Court.

Table 8. Ex Parte and Family Law Hearings and Documents Signed

Ex Parte: Hearings Held and Documents Signed								
	2020Q4		2021Q1		2021Q2		2021Q3	
	Hearings	Documents Signed	Hearings	Documents Signed	Hearings	Documents Signed	Hearings	Documents Signed
KNT (EXP04/05)								
Civil	120	547	138	443	144	342	147	732
Domestic	55	640	41	458	54	579	38	504
Probate/Guardianship	305	227	226	202	328	248	260	238
Adoption/Paternity	13	47	23	47	27	60	24	59
Ex Parte Judge Panel (EXP08)				714		592		599
Ex Parte Via Clerk (EXP06)		3985		2941		2948		3117
KNT Subtotal	493	5446	428	4805	553	4769	469	5249
SEA (EXP01/02)								
Civil	186	700	218	771	178	681	176	640
Domestic	93	578	56	528	50	591	72	649
Probate/Guardianship	683	755	577	577	669	590	650	620
Adoption/Paternity	81	185	74	166	62	135	62	152
Ex Parte Judge Panel (EXP08)				1655		1462		1612
Ex Parte Via Clerk (EXP07)		9015		6160		6409		6524
SEA Total	1043	11233	925	9857	959	9868	960	10197
KNT/SEA Total	1536	16679	1353	14662	1512	14637	1429	15446
FAMILY LAW: Hearings Held and Documents Signed								
	2020Q4		2021Q1		2021Q2		2021Q3	
	Hearings	Documents Signed	Hearings	Documents Signed	Hearings	Documents Signed	Hearings	Documents Signed
KNT (FAM02)								
Civil	917	1057	900	1038	956	1111	972	1022
Domestic	331	889	311	960	324	911	327	844
Adoption/Paternity	95	342	85	388	100	295	122	338
KNT Subtotal	1343	2288	1296	2386	1380	2317	1421	2204
SEA (FAM01)								
Civil	699	846	634	761	715	892	702	850
Domestic	372	1058	428	1182	407	973	447	1167
Adoption/Paternity	19	271	32	316	42	313	25	259
SEA Total	1090	2175	1094	2259	1164	2178	1174	2276
KNT/SEA Total	2433	4463	2390	4645	2544	4495	2595	4480

Appendix Glossary and Definition

Active Status

A case is active if it is not on suspense status (see Suspense Status).

Adoption and Parentage Cases (case type 5)

ADP - Adoption
CFI - Confidential Intermediary
CHN - Confidential Change of Name
DIP - Disestablishment of Parentage
MDS - Modification/Support Only
MOD - Modification
MSC - Miscellaneous
OAA - Open Adoption Agreement
PAD - De Facto Parentage
PAG - Pre Birth Establish Parentage Genetic
PAS - Establish Parentage Gestational Surrogacy
PAT - Parentage
PPR - Initial Pre Placement Report
PRC - Parentage Rescission/Challenge
PUR - Parentage (URES/UIFA)
REL - Relinquishment
ROB - Relocation Objection
TER - Termination of Parental Rights

Case

A case is defined as a filing with an assigned case number.

Civil Cases (case type 2, no RALJ)

ALR - Administrative Law Review
ALRLI - L&I Administrative Law Review
AOD - Assurance of Discontinuance
ASB - Asbestos
ASP - Asbestos Personal Injury
ASW - Asbestos Wrongful Death
BAT - Petition to Appeal/Amend Ballot Title
CAA - Motion to Confirm/Compel Arbitration Award
CHN - Non Confidential Change of Name
COL - Collection
COM - Commercial
CON - Condemnation
CRP - Certificate of Restoration of Opportunity
CRR - Petition for Certificate of Rehabilitation
DOL - Appeal Licensing Revocation
DSF - Notice of Deposit of Surplus Funds from Trustee's Sale of Real Property
DVP - Domestic Violence
ECP - Enforcement of Canadian Protection Order
EOM - Emancipation of Minor
FOR - Foreclosure
FPO - Foreign Protection Order
FVL - Motion to Show Cause /Fruivolous Lien
HAR - Unlawful Harassment
HSI - Application for Health & Safety Inspection
INJ - Injunction
IPL - Complaint for Interpleader
LUP - Land Use Petition
MAL - Other Malpractice
MED - Medical Malpractice
MER - Meretricious Relationships
MHA - Malicious Harassment
MSC - Miscellaneous
MST - Minor Settlement
MWP - Minor Work Permit
NJF - Non Judicial Filing
OSS - Petition to Issue Out of State Subpoena
PBC - Petition for Birth Certificate Change
PBJ - Petition for Justification /Bail Bond Company
PCC - Petition for Civil Commitment
PFA - Property Fairness Act
PIN - Personal Injury

PPT - Petition for Perpetuation of Testimony
PRA - Public Records Act
PRG - Property Damage /Gangs
PRP - Property Damage
PVO - Petition for Vehicle Ownership
QTI - Quiet Title
RCV - Petition to Appoint Receiver
RDR - Relief from Duty to Register
RFR - Restoration of Firearms Rights
RRC - Remove Restricted Covenant
SCA - Small Claims Appeal
SDR - School District /Required Action Plan
SER - Subdivision Election Process Law Review
SPC - Seizure of Property From Commission of a Crime
SPR - Seizure of Property Resulting From a Crime
STK - Stalking Protection
SXP - Sexual Assault Protection
TMV - Tort /Motor Vehicle
TSS - Petition for Approval of Transfer of Structured Settlement
TTO - Tort /Other
UND - Unlawful Detainer
VAP - Vulnerable Adult Protection Order
VEP - Voter Election Process Law Review
VVT - Victims of Motor Vehicle Theft /Civil Action
WDE - Wrongful Death
WHC - Writ of Habeas Corpus
WMW - Miscellaneous Writs
WRM - Writ of Mandamus
WRR - Writ of Restitution
WRV - Writ of Review
XRP - Extreme Risk Protection Order

Civil Matters Filed with Clerk (case type 2)

ABJ - Abstract of Judgment
FJU - Foreign Judgment
TAX - Tax Warrants
TRJ - Transcript of Judgment
CFJ - Petition for Order Granting Judgment on Confession of Judgment

Civil RALJ Cases (case type 2)

LCA - Lower Court Appeal /Civil
LCI - Lower Court Appeal /Infractions

Completion

A case is completed if dispositive document is filed with the court following resolution.

Criminal Cases (case type 1, no RALJ)

Adult criminal cases, excluding appeals from courts of limited jurisdiction. This reporting category includes the following crime categories within SCOMIS case type 1:

Homicide
Sex Crime
Robbery
Assault
Theft/Burglary
Motor Vehicle Theft
Controlled Substance
Others

Criminal RALJ Cases (case type 1)

CRJ - Criminal RALJ

Domestic Cases (case type 3)

CIR - Committed Intimate Relationship
CUS - Child Custody
DIC - Dissolution w/ Children
DIN - Dissolution no Children
DIS - Dissolution
DPC - Dissolution of Domestic Partnership w/ Children
DPN - Dissolution of Domestic Partnership /No Children
FJU - Out of State Support Registration /Foreign Judgment
INC - Annulment /Inv of Marriage w/ Children
IND - Annulment /Inv of Domestic Partnership w/ Children
INP - Invalidity, Domestic Partnership
INV - Annulment /Invalidity
MDS - Modification/Support Only
MOD - Modification
MSC - Miscellaneous
MWA - Mandatory Wage Assignment
OSC - Out of State Custody
PPS - Parenting Plan / Child Support
PSO - Petition for Entry of KC Support Order
RCV - Relative Child Visitation
RIC - Reciprocal, Resp in County
ROB - Relocation /Objection
ROC - Reciprocal, Resp out of County
RVC - Relative Child Visits
SDC - Legal Separation, Domestic Partnership w/ Children
SEC - Legal Separation w/ Children
SEP - Legal Separation
SPD - Legal Separation, Domestic Partnership /No Children
TSS - Structured Settlement

Jury Trial

A hearing is reported as a jury trial if the jury is impaneled.

Juvenile BECCA Cases (case type 7)

ARY - At Risk Youth
CNS - Child In Need Of Services
DDP - Developmental Disability
DGN - Dependency Guardianship
EFC - Extended Foster Care, Dependency
GFC - Guardianship Foster Children
RPR - Reinstatement of Parental Rights
RVS - Relative Visitation
TRU - Truancy
VYG - Vulnerable Youth Guardianship

Juvenile Dependency Cases (case type 7)

DEP - Dependency
TER - Termination of Parental Rights

Juvenile Offender Cases (case type 8)

Homicide
Sex Crime
Robbery
Assault
Theft/Burglary
Motor Vehicle Theft

Controlled Substance
Others

Involuntary Treatment Act Cases (case type 6)

Alcoholic Treatment (ALT)
ITA - Adult (MI)
ITA - Family (MIF)
ITA - Juvenile (MIJ)

Non-Jury Trial

A hearing is reported as a non-jury trial if an opening statement is made, waived, or reserved.

Pending Case

A case is defined as pending if it is unresolved and active (not in suspense).

Post-disposition Modifications

Petition to modify parenting plan after the resolution of the original case, based on the modification schedule.

Probate and Guardianship Cases (case type 5)

ABS - Absentee
AOS - Affidavit of Successor
ASE - Affidavit of Small Estate
DSC - Disclaimer
EST - Estate
FNW - Foreign Will
G/E - Guardianship/Estate
GDE - Guardianship of the Estate
GDN - Guardianship
GDP - Guardianship of the Person
LGD - Limited Guardianship
LGE - Limited Guardianship of the Estate
LGP - Limited Guardianship of the Person
MGD - Minor Guardianship
MSC - Miscellaneous
MST - Minor Settlement
NJB - Non Judicial Binding/TEDRA Agreement
NNC - Non Probate Notice to Creditor
POA - Petition for Relief (RCW 11.94) /Power of Attorney
RGR - Registration of Guardianship
RTR - Registration of Trust /Trust Situs
SNT - Special Needs Trust
TDR - Trust/Estate Dispute Resolution
TRS - Trust
WLL - Will Only

Resolution

A case is resolved if all issues in the complaint are fully adjudicated.

Suspended Case

A case is placed in suspense status from active status during the reporting period.

Suspense Status

A case is on suspense status if it is on warrant, appeal, stay, mediation, arbitration ("Deferred Prosecution" is not a suspense status, but is treated as a resolution).

Trial

A hearing set before a judge or jury in which all the issues in the case are meant to be resolved. A trial normally includes opening statements to the court or jury stating what evidence will show, introduction of witnesses and exhibits for direct and cross examination, final arguments to the court or jury in which counsel argue both the evidence and the law, and judgment by the court or jury stating what the facts of the case are and what law applies to the facts. In a jury case, it also includes the selection of the jury. A trial can be held for one or more cases. A single trial may be held to adjudicate more than one case (as defined above).