



# King County

Department of Judicial Administration

*Barbara Miner*

*Director and Superior Court Clerk*

(206) 296-9300 (206) 296-0100 TTY/TDD

King County Superior Court

## Quarterly Statistical Report

Fourth Quarter 2021

Department of Judicial Administration

Prepared by: Shiquan Liao, Ph.D., Statistician

*January 15, 2022*

**Report #: QTR-2021-04**

*Seattle:*  
516 Third Avenue Room E609  
Seattle, WA 98104-2386

*Regional Justice Center:*  
401 Fourth Avenue North Room 2C  
Kent, WA 98032-4429

*Juvenile Division:*  
1211 East Alder Room 3015  
Seattle, WA 98122-5598

# Quarterly Report Summary

*King County Superior Court*

**NOTE: Washington State Supreme Court orders related to the coronavirus pandemic, beginning March 2020, affect the statistics for the foreseeable future.**

## Highlights

- **Criminal Cases** -- The criminal filings in 2021 were significantly lower than that in 2020, with a 20.7% decrease (-20.7%). The criminal filings (excluding RALJ) in were 4,658 cases. MRJC accounted for 45% of the total criminal filings in the court. The number of resolutions of criminal cases in 2021 was 5,639 cases, higher than the filing volume in the same time period because of dismissals of a sizeable number of controlled substance cases due to the Blake decision from the Supreme Court. The pending criminal caseload at the end of 2021 was 4,849 cases (excluding RALJ). Of the 4,849 pending criminal cases, 43% were the MRJC cases. The State v. Blake decision, resulting in the dismissal of procession cases, had an impact on the resolution number of criminal cases in both March and December 2021.
- **Civil Cases**. Filings in civil cases (case type 2) in 2021 were lower than that in 2020 (-11.3%), possibly due to the COVID effect. The civil resolutions exceeded the filing volume in the same time period. The pending civil caseload was 6,234 cases at the end of 2021, a low volume. RJC had 33% of the civil pending caseload.
- **Domestic Cases**. Domestic case (case type 3) filings in 2021 were almost the same time period in 2020 (+0.3%), totaling 6,184 cases. The resolutions of domestic cases matched the filing volume in the same time period. The pending domestic caseload was 4,317 cases at the end of 2021, with 42% being the MRJC cases.
- **ITA Cases**. The filings of ITA cases in 2021 remained at the historically high level. A total of 5,159 ITA cases were filed in 2021, up only by 0.5% from 2020. The number of ITA cases remaining to be adjudicated at the end of 2021 was 535 cases.
- **Juvenile Dependency/Termination (DEP/TER) and At-risk Youth (ARY)/Child-in-Need of Service (CHINS) Cases**. In 2021, the filing volume in juvenile-related cases showed different patterns pattern when compared to that in 2020 in most categories: dependency filings down by 17% (-17%), termination down by 29.6% (-29.6%), while filing in ARY/CHINS/others was up to pre Covid-19 level, and only 61 truancy cases were filed . At the end of 2021, there were 241 dependency cases, 248 termination cases, and 120 ARY/CHINS/Other cases pending resolution.
- **Juvenile Offender Cases**. The juvenile offender filings in 2021 were extremely low. In 2021, there were only 356 offender cases filed, a 54.8% decrease from the same time period in 2020 (-54.8%). The filings of juvenile offender cases have shown more than 50% decrease two years in a row. The resolution pace for juvenile offender cases exceeded the filing pace in the same time period. At the end of 2021, there were 286 juvenile offender pending cases, an extremely low volume.
- **Pro Tem Use**. In the 4 quarters of 2021, the daily Pro Tem use by the court was 2.2, 3.9, 4.2, and 4.2 FTEs, respectively.
- **Post-resolution Modifications (Table 1-A)**. In 2021, there were 622 post-resolution modifications filed (both parenting plan and relocation modifications).
- **Active re-opened cases and family law modification cases (Table 4-A)**. At the end of 2021, there were 543 active re-opened cases and 485 active family law modification cases.

Table 1. Year-to-Date Filing Activity

King County Superior Court

Reporting Category	Year-to-Date (Jan – Sep) and Annual Filing Activity <sup>(1)</sup>					2020-2021 change (+ means “increase”)		% of 2021 Total Filing <sup>(2)</sup>
	2017	2018	2019	2020	2021	Cases	Percentage	
<b>Total (incl. RALJ)</b>								
Year-to-Date Filing	53115	53835	52889	43103	40249	-2854	-6.6%	
Annual Filing	53115	53835	52889	43103				
<b>Criminal (excl. RALJ)</b>								
Year-to-Date Filing	6441	5989	6607	5877	4658	-1219	-20.7%	11.6%
Annual Filing	6441	5989	6607	5877				
<b>Civil (excl. RALJ)</b>								
Year-to-Date Filing	21517	22217	21202	15352	13624	-1728	-11.3%	33.8%
Annual Filing	21517	22217	21202	15352				
<b>Domestic</b>								
Year-to-Date Filing	7597	7640	7280	6163	6184	+21	+0.3%	15.4%
Annual Filing	7597	7640	7280	6163				
<b>Probate</b>								
Year-to-Date Filing	6418	6382	6804	6766	7478	+712	+10.5%	18.6%
Annual Filing	6418	6382	6804	6766				
<b>Guardianship</b>								
Year-to-Date Filing	949	977	706	725	1057	+332	+45.8%	2.6%
Annual Filing	949	977	706	725				
<b>Adoption</b>								
Year-to-Date Filing	546	445	483	431	347	-84	-19.5%	0.9%
Annual Filing	546	445	483	431				
<b>Parentage</b>								
Year-to-Date Filing	539	512	526	340	401	+61	+17.9%	1.0%
Annual Filing	539	512	526	340				
<b>ITA – Civil Commitment</b>								
Year-to-Date Filing	4694	4910	4985	5131	5159	+28	+0.5%	12.8%
Annual Filing	4694	4910	4985	5131				
<b>Juvenile Dependency (DEP)</b>								
Year-to-Date Filing	793	787	811	435	361	-74	-17.0%	0.9%
Annual Filing	793	787	811	435				
<b>Juvenile Termination (TER)</b>								
Year-to-Date Filing	304	344	225	291	205	-86	-29.6%	0.5%
Annual Filing	304	344	225	291				
<b>Juvenile ARY/CHINS/OTHERS</b>								
Year-to-Date Filing	245	293	206	187	251	+64	+34.2%	0.6%
Annual Filing	245	293	206	187				
<b>Juvenile Truancy</b>								
Year-to-Date Filing	1547	1925	1706	501	61	-440	-87.8%	0.2%
Annual Filing	1547	1925	1706	501				
<b>Juvenile Offender</b>								
Year-to-Date Filing	1324	1229	1121	788	356	-432	-54.8%	0.9%
Annual Filing	1324	1229	1121	788				
<b>Criminal RALJ</b>								
Year-to-Date Filing	136	117	146	63	49	-14	-22.2%	0.1%
Annual Filing	136	117	146	63				
<b>Civil RALJ</b>								
Year-to-Date Filing	65	68	81	53	58	+5	+9.4%	0.1%
Annual Filing	65	68	81	53				
<b>Matters Filed with Clerk <sup>(3)</sup></b>								
Year-to-Date Filing	10903	9036	10030	2784	2882	+98	+3.5%	
Annual Filing	10903	9036	10030	2784				

(1) New filings only (based on filing date).

(2) New filings of each reporting category as percentage of “Year-to-Date Filing”.

(3) “Matters Filed with Clerk” not included in the “Total”.

Chart 1-A. Quarterly Filing Activity  
Total Judicial Cases Only ("Matters Filed with Clerk" excluded)

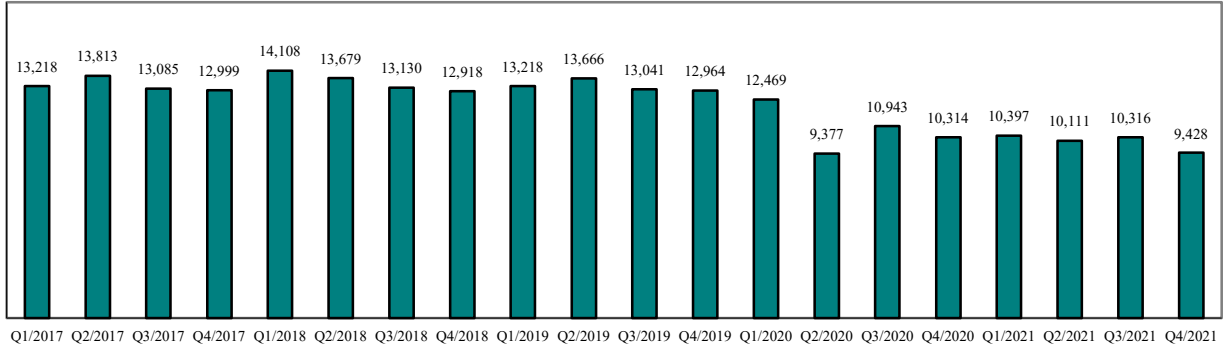


Chart 1-B. Quarterly Filings: Criminal and Juvenile Offender Cases

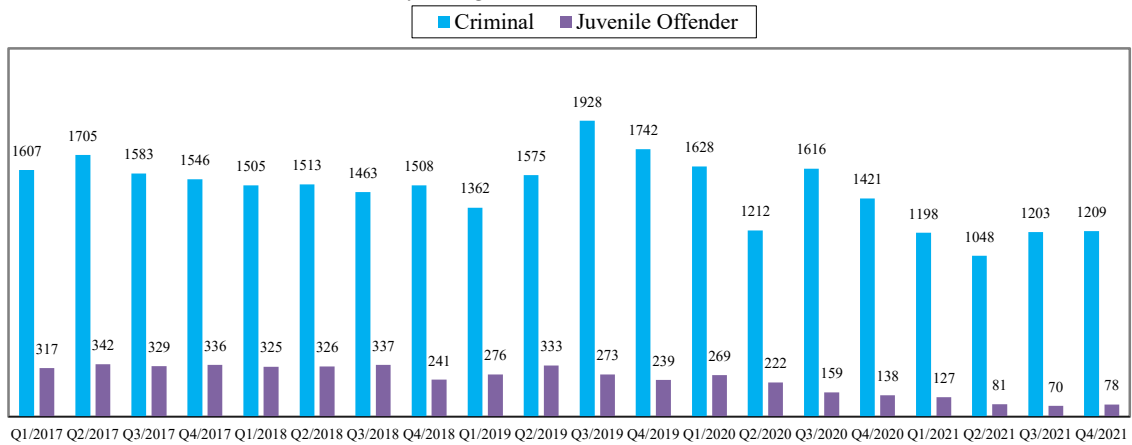
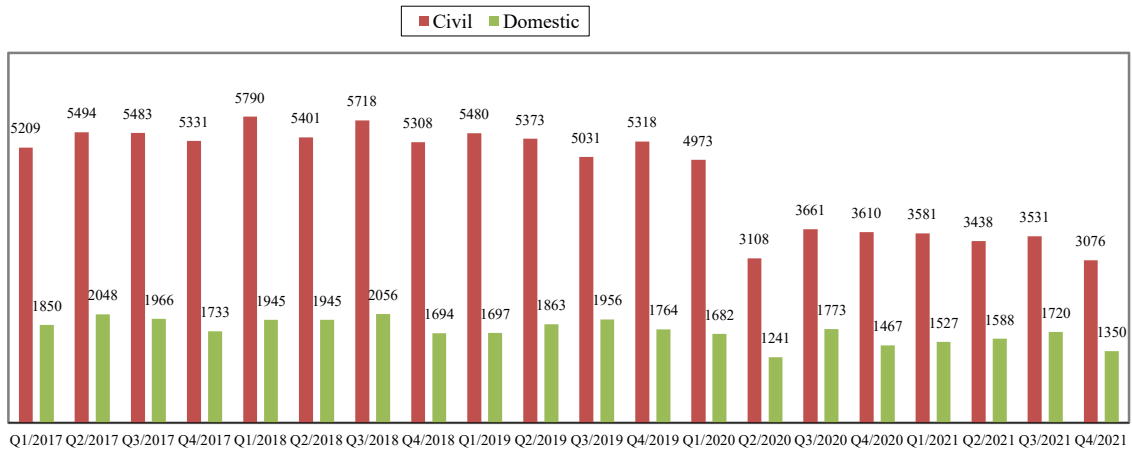


Chart 1-C. Quarterly Filings: Civil and Domestic Cases



\* Note: "Civil" is specifically defined in this report. The category of "Civil" does **not** include the following case types: domestic, probate, guardianship, adoption, Parentage, ITA (civil commitment), juvenile cases (dependency, at-risk youth, child-in-need of service), civil RALJ, and tax filings that don't require judicial resources ("matters filed with clerk"). Please check the Appendix for the cause codes in the "General Civil" category.

Table 1-A. Post-Resolution Modifications Filed (Domestic and Parentage Cases)

		2019Q1			2019Q2			2019Q3			2019Q4			Year 2019		
Location	Case Type	DMOD	DTBA	Total	DMOD	DTBA	Total	DMOD	DTBA	Total	DMOD	DTBA	Total	DMOD	DTBA	Total
KNT	Domestic	6	66	72	15	53	68	18	64	82	5	60	65	44	243	287
	Parentage	0	11	11	0	9	9	1	14	15	0	15	15	1	49	50
<b>KNT Total</b>		<b>6</b>	<b>77</b>	<b>83</b>	<b>15</b>	<b>62</b>	<b>77</b>	<b>19</b>	<b>78</b>	<b>97</b>	<b>5</b>	<b>75</b>	<b>80</b>	<b>45</b>	<b>292</b>	<b>337</b>
SEA	Domestic	15	80	95	24	78	102	23	78	101	8	70	78	70	306	376
	Parentage	1	13	14	0	11	11	2	7	9	0	6	6	3	37	40
<b>SEA Total</b>		<b>16</b>	<b>93</b>	<b>109</b>	<b>24</b>	<b>89</b>	<b>113</b>	<b>25</b>	<b>85</b>	<b>110</b>	<b>8</b>	<b>76</b>	<b>84</b>	<b>73</b>	<b>343</b>	<b>416</b>
<b>KNT/SEA Total</b>		<b>22</b>	<b>170</b>	<b>192</b>	<b>39</b>	<b>151</b>	<b>190</b>	<b>44</b>	<b>163</b>	<b>207</b>	<b>13</b>	<b>151</b>	<b>164</b>	<b>118</b>	<b>635</b>	<b>753</b>
		2020Q1			2020Q2			2020Q3			2020Q4			Year 2020		
Location	Case Type	Reloc-ation	Parent Mod	Total	Reloc-ation	Parent Mod	Total	Reloc-ation	Parent Mod	Total	Reloc-ation	Parent Mod	Total	Reloc-ation	Parent Mod	Total
KNT	Domestic	5	59	64	11	39	50	14	42	56	9	50	59	39	190	229
	Parentage	1	11	12	1	2	3	0	11	11	1	2	3	3	26	29
<b>KNT Total</b>		<b>6</b>	<b>70</b>	<b>76</b>	<b>12</b>	<b>41</b>	<b>53</b>	<b>14</b>	<b>53</b>	<b>67</b>	<b>10</b>	<b>52</b>	<b>62</b>	<b>42</b>	<b>216</b>	<b>258</b>
SEA	Domestic	17	69	86	19	42	61	26	55	81	20	52	72	82	218	300
	Parentage	1	7	8	1	2	3	1	3	4	0	2	2	3	14	17
<b>SEA Total</b>		<b>18</b>	<b>76</b>	<b>94</b>	<b>20</b>	<b>44</b>	<b>64</b>	<b>27</b>	<b>58</b>	<b>85</b>	<b>20</b>	<b>54</b>	<b>74</b>	<b>85</b>	<b>232</b>	<b>317</b>
<b>KNT/SEA Total</b>		<b>24</b>	<b>146</b>	<b>170</b>	<b>32</b>	<b>85</b>	<b>117</b>	<b>41</b>	<b>111</b>	<b>152</b>	<b>30</b>	<b>106</b>	<b>136</b>	<b>127</b>	<b>448</b>	<b>575</b>
		2021Q1			2021Q2			2021Q3			2021Q4			Year 2021 (YTD)		
Location	Case Type	Reloc-ation	Parent Mod	Total	Reloc-ation	Parent Mod	Total	Reloc-ation	Parent Mod	Total	Reloc-ation	Parent Mod	Total	Reloc-ation	Parent Mod	Total
KNT	Domestic	12	52	64	16	39	55	18	56	74	9	38	47	55	185	240
	Parentage	1	6	7	1	12	13	1	4	5		1	1	3	23	26
<b>KNT Total</b>		<b>13</b>	<b>58</b>	<b>71</b>	<b>17</b>	<b>51</b>	<b>68</b>	<b>19</b>	<b>60</b>	<b>79</b>	<b>9</b>	<b>39</b>	<b>48</b>	<b>58</b>	<b>208</b>	<b>266</b>
SEA	Domestic	19	65	84	28	72	100	19	71	90	8	54	62	74	262	336
	Parentage	0	3	3	2	4	6	1	6	7	1	3	4	4	16	20
<b>SEA Total</b>		<b>19</b>	<b>68</b>	<b>87</b>	<b>30</b>	<b>76</b>	<b>106</b>	<b>20</b>	<b>77</b>	<b>97</b>	<b>9</b>	<b>57</b>	<b>66</b>	<b>78</b>	<b>278</b>	<b>356</b>
<b>KNT/SEA Total</b>		<b>32</b>	<b>126</b>	<b>158</b>	<b>47</b>	<b>127</b>	<b>174</b>	<b>39</b>	<b>137</b>	<b>176</b>	<b>18</b>	<b>96</b>	<b>114</b>	<b>136</b>	<b>486</b>	<b>622</b>
1) Prior to 2019, both parenting and support modifications were included; 2) Starting 2019, only parenting modification and relocation are included.																

Table 2. Number of Cases Resolved and Resolution Category (%)

King County Superior Court

Reporting Category	Q1/20	Q2/20	Q3/20	Q4/20	Q1/21	Q2/21	Q3/21	Q4/21
<b>Total Resolutions (excl. "Matters Filed with Clerk")</b>	<b>11629</b>	<b>8047</b>	<b>10374</b>	<b>10416</b>	<b>10692</b>	<b>10674</b>	<b>11495</b>	<b>9970</b>
<b>Criminal (excl. RALJ): # Resolved</b>	<b>1427</b>	<b>574</b>	<b>976</b>	<b>1015</b>	<b>1543</b>	<b>1505</b>	<b>1174</b>	<b>1439</b>
Resolved by Jury Trial	2.6%	0.2%	0.6%	1.3%	0.5%	2.0%	2.7%	2.2%
Resolved by Non-Jury Trial	1.0%	1.7%	0.8%	0.6%	0.6%	0.3%	0.7%	1.0%
Resolved by Guilty Plea	72.0%	67.4%	69.5%	72.6%	48.3%	59.7%	63.5%	47.0%
Dismissal	24.2%	30.7%	29.1%	25.4%	48.4%	35.7%	31.0%	49.3%
Others	0.2%	0.0%	0.0%	0.1%	2.3%	2.3%	2.1%	0.5%
<b>Civil: # Resolved</b>	<b>4671</b>	<b>2708</b>	<b>3608</b>	<b>3515</b>	<b>3458</b>	<b>3373</b>	<b>4051</b>	<b>3482</b>
Resolved by Jury Trial	0.2%	0.0%	0.2%	0.2%	0.6%	0.4%	0.3%	0.4%
Resolved by Non-Jury Trial	0.1%	0.1%	0.1%	0.1%	0.5%	0.5%	0.3%	0.6%
Summary Judgment	1.3%	1.0%	1.2%	1.3%	1.6%	1.9%	1.6%	1.6%
Default/ Uncontested	32.3%	39.1%	40.8%	38.2%	37.1%	38.3%	34.7%	37.7%
Arbitration	3.2%	5.4%	6.3%	5.8%	3.8%	4.7%	4.7%	4.1%
Settlement/Dismissal	60.3%	53.3%	49.6%	53.0%	53.8%	52.8%	45.1%	48.7%
Closure by Clerk	1.8%	0.0%	0.6%	0.3%	1.4%	0.2%	12.2%	5.8%
Others	0.8%	1.1%	1.1%	1.1%	1.3%	1.2%	1.1%	1.0%
<b>Domestic: # Resolved</b>	<b>1507</b>	<b>1135</b>	<b>1405</b>	<b>1750</b>	<b>1587</b>	<b>1579</b>	<b>1600</b>	<b>1471</b>
Resolved by Trial	3.1%	1.0%	2.9%	4.1%	4.5%	4.9%	4.3%	6.1%
Default/ Uncontested	9.6%	6.7%	9.0%	8.6%	6.9%	8.2%	7.8%	8.2%
Settlement /Dismissal	86.7%	92.2%	87.9%	86.8%	88.0%	86.6%	87.4%	82.6%
Closure by Clerk	0.3%	0.0%	0.1%	0.1%	0.2%	0.0%	0.6%	2.7%
Others	0.3%	0.2%	0.1%	0.3%	0.4%	0.3%	0.1%	0.4%
<b>Probate: # Resolved</b>	<b>1534</b>	<b>1508</b>	<b>1634</b>	<b>1621</b>	<b>1850</b>	<b>1927</b>	<b>1792</b>	<b>1669</b>
Personal Rep. Appointed	69.0%	73.2%	70.9%	70.8%	73.8%	68.9%	72.7%	71.4%
Dismissal	5.4%	6.2%	6.5%	6.8%	4.9%	7.3%	6.0%	5.9%
Closure by Clerk	0.1%	0.0%	0.0%	0.0%	0.0%	0.0%	0.0%	0.0%
Others	25.5%	20.6%	22.6%	22.5%	21.4%	23.8%	21.3%	22.7%
<b>Guardianship: # Resolved</b>	<b>157</b>	<b>147</b>	<b>172</b>	<b>172</b>	<b>145</b>	<b>185</b>	<b>166</b>	<b>240</b>
Guardian Appointed	80.9%	69.4%	71.5%	83.7%	82.1%	75.1%	72.3%	58.8%
Dismissal	18.5%	28.6%	21.5%	16.3%	16.6%	20.0%	15.7%	22.9%
Closure by Clerk	0.0%	0.0%	4.7%	0.0%	0.0%	0.0%	0.0%	0.0%
Others	0.6%	2.0%	2.3%	0.0%	1.4%	4.9%	12.0%	18.3%
<b>Adoption: # Resolved</b>	<b>79</b>	<b>59</b>	<b>104</b>	<b>107</b>	<b>78</b>	<b>89</b>	<b>83</b>	<b>86</b>
Resolved by Trial	0.0%	0.0%	0.0%	0.0%	1.3%	0.0%	0.0%	0.0%
Uncontested	7.6%	0.0%	3.8%	0.9%	0.0%	1.1%	0.0%	0.0%
Settlement /Dismissal	91.1%	98.3%	96.2%	98.1%	97.4%	98.9%	100.0%	100.0%
Closure by Clerk	0.0%	0.0%	0.0%	0.0%	1.3%	0.0%	0.0%	0.0%
Others	1.3%	1.7%	0.0%	0.9%	0.0%	0.0%	0.0%	0.0%
<b>Parentage: # Resolved</b>	<b>98</b>	<b>27</b>	<b>96</b>	<b>96</b>	<b>89</b>	<b>98</b>	<b>94</b>	<b>94</b>
Resolved by Trial	1.0%	0.0%	0.0%	4.2%	3.4%	2.0%	3.2%	4.3%
Summary Judgment	51.0%	33.3%	58.3%	42.7%	31.5%	38.8%	30.9%	27.7%
Default/ Uncontested	8.2%	3.7%	8.3%	19.8%	20.2%	20.4%	20.2%	21.3%
Settlement/Dismissal	39.8%	63.0%	32.3%	33.3%	44.9%	38.8%	45.7%	40.4%
Closure by Clerk	0.0%	0.0%	0.0%	0.0%	0.0%	0.0%	0.0%	6.4%
Others	0.0%	0.0%	1.0%	0.0%	0.0%	0.0%	0.0%	0.0%
<b>ITA(civil commitment): # Resolved</b>	<b>1123</b>	<b>1116</b>	<b>1395</b>	<b>1206</b>	<b>1178</b>	<b>1325</b>	<b>1144</b>	<b>1109</b>
Court Decision to Commit	47.9%	44.6%	41.9%	35.8%	36.3%	30.4%	28.0%	26.2%
Closed by Court	0.0%	0.0%	0.0%	0.0%	0.0%	0.0%	0.0%	0.0%
Dismissal	14.1%	13.6%	11.0%	10.5%	11.9%	15.4%	12.2%	13.9%
Others	38.0%	41.8%	47.1%	53.6%	51.8%	54.2%	59.8%	59.9%
<b>Juv. Dependency: # Resolved</b>	<b>137</b>	<b>65</b>	<b>152</b>	<b>162</b>	<b>134</b>	<b>108</b>	<b>86</b>	<b>71</b>
Finding of Dependency	48.2%	41.5%	50.0%	69.5%	63.4%	75.9%	39.4%	66.2%
Dismissal	50.4%	58.5%	49.3%	28.7%	35.8%	24.1%	50.6%	33.8%
Others	1.5%	0.0%	0.7%	1.8%	0.7%	0.0%	0.0%	0.0%

Table 2 (cont.). Number of Cases Resolved and Resolution Category (%)

King County Superior Court

Reporting Category	Q1/20	Q2/20	Q3/20	Q4/20	Q1/21	Q2/21	Q3/21	Q4/21
<b>Juv. Terminations: # Resolved</b>	<b>40</b>	<b>15</b>	<b>63</b>	<b>43</b>	<b>56</b>	<b>69</b>	<b>99</b>	<b>41</b>
Finding of Dependency	85.0%	60.0%	81.0%	97.7%	89.3%	79.7%	91.9%	82.9%
Dismissal	15.0%	40.0%	19.0%	2.3%	10.7%	20.3%	8.1%	17.1%
Others	0.0%	0.0%	0.0%	0.0%	0.0%	0.0%	0.0%	0.0%
<b>ARY/CHINS/OTHER: # Resolved</b>	<b>29</b>	<b>14</b>	<b>38</b>	<b>51</b>	<b>75</b>	<b>55</b>	<b>65</b>	<b>30</b>
Approve of Petition	13.7%	28.6%	15.8%	58.7%	78.7%	78.2%	89.2%	73.3%
Dismissal	86.2%	71.4%	68.4%	41.3%	21.3%	21.8%	10.8%	26.7%
Others	0.0%	0.0%	0.0%	0.0%	0.0%	0.0%	0.0%	0.0%
<b>Juvenile Truancy: # Resolved</b>	<b>548</b>	<b>497</b>	<b>424</b>	<b>228</b>	<b>285</b>	<b>75</b>	<b>116</b>	<b>111</b>
Approve of Petition	0.5%	0.2%	0.0%	0.4%	0.0%	0.0%	7.8%	1.8%
Dismissal	99.5%	99.8%	100%	99.6%	100.0%	100.0%	66.4%	98.2%
Others	0.0%	0.0%	0.0%	0.0%	0.0%	0.0%	25.9%	0.0%
<b>Juvenile Offender: # Resolved</b>	<b>232</b>	<b>132</b>	<b>251</b>	<b>191</b>	<b>178</b>	<b>197</b>	<b>140</b>	<b>110</b>
Resolved by Trial (Fact Finding)	2.2%	0.8%	0.4%	0.5%	0.6%	0.0%	0.0%	2.7%
Resolved by Guilty Plea	34.5%	31.3%	24.7%	31.9%	34.8%	46.7%	45.0%	31.8%
Dismissal	43.1%	47.0%	48.6%	48.2%	48.3%	38.1%	40.7%	46.4%
Deferred Disposition (DDSP)	11.2%	15.2%	19.5%	16.2%	12.9%	13.2%	12.1%	13.6%
Others (including Deferred Prosecution)	9.1%	6.1%	6.8%	3.1%	3.4%	2.0%	2.1%	5.5%
<b>Criminal RALJ: # Resolved</b>	<b>22</b>	<b>39</b>	<b>40</b>	<b>26</b>	<b>26</b>	<b>25</b>	<b>31</b>	<b>5</b>
RALJ Decision	86.4%	76.9%	75.0%	84.6	84.6%	80.0%	38.7%	20.0%
Dismissal	13.6%	20.5%	25.0%	11.5	11.5%	20.0%	58.1%	60.0%
Others	0.0%	2.6%	0.0%	3.8	3.8%	0.0%	3.2%	20.0%
<b>Civil RALJ: # Resolved</b>	<b>25</b>	<b>11</b>	<b>16</b>	<b>10</b>	<b>10</b>	<b>13</b>	<b>31</b>	<b>12</b>
RALJ Decision	20.0%	45.5%	50.0%	90.0%	20.0%	15.4%	25.8%	16.7%
Dismissal	28.0%	45.5%	43.8%	0.0%	60.0%	76.9%	67.7%	66.7%
Others	52.0%	9.1%	6.3%	10.0%	20.0%	7.7%	6.5%	16.7%

Chart 2-A. Quarterly Resolutions  
Total Judicial Cases Only ("Matters Filed with Clerk" excluded)

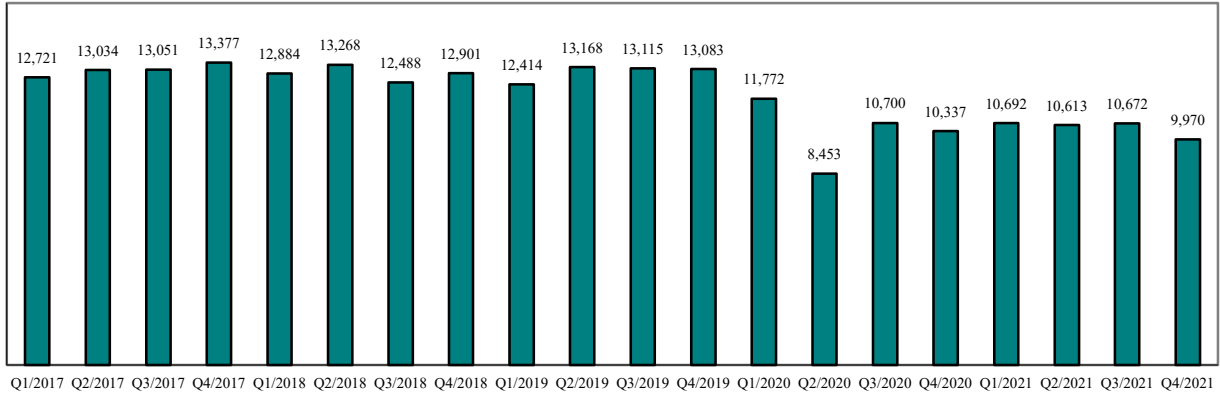


Chart 2-B. Quarterly Resolutions: Criminal and Juvenile Offender Cases

■ Criminal ■ Juvenile Offender

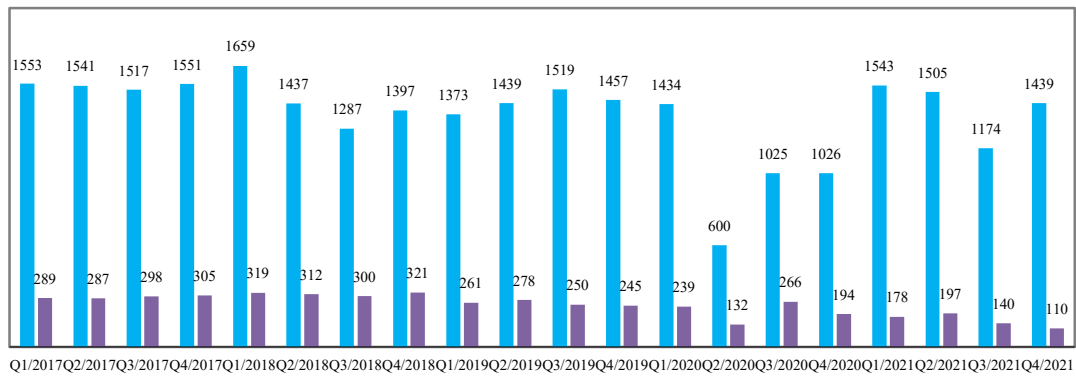
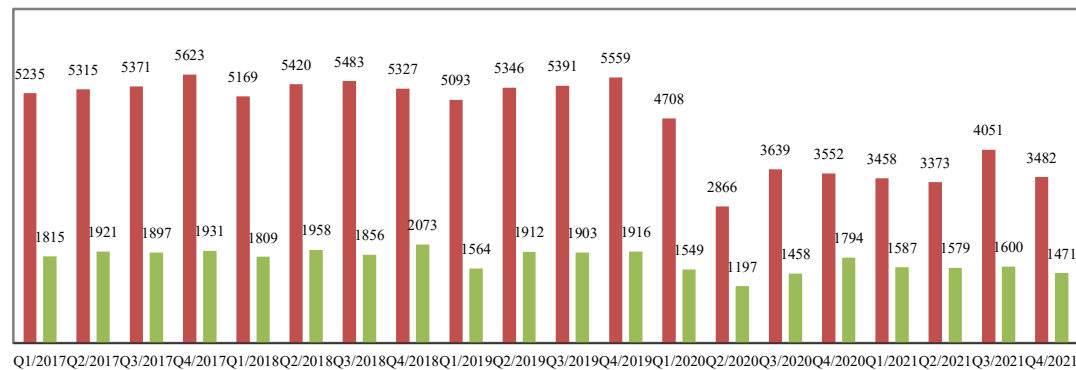


Chart 2-C. Quarterly Resolutions: Civil and Domestic Cases

■ Civil ■ Domestic



Note: "Civil" is specifically defined in this report. The category of "Civil" does **not** include the following case types: domestic, probate, guardianship, adoption, Parentage, mental illness, juvenile cases (dependency, at-risk youth, child-in-need of service), civil RALJ, and tax filings that don't require judicial resources ("matters filed with clerk"). Please check the Appendix for the cause codes in the "General Civil" category.



Table 3. Age of Resolved Cases  
King County Superior Court

Reporting Category	Age of Cases at Resolution							
	Q1/20	Q2/20	Q3/20	Q4/20	Q1/21	Q2/21	Q3/21	Q4/21
<b>Criminal (excl. RALJ)</b>								
Age (days)								
50% Cases Resolved by Day	118	112	179	216	222	221	282	153
90% Cases Resolved by Day	435	455	443	470	555	375	568	672
<b>Comparison with Court Standard of</b>								
90% in 4 months	51%	53%	34%	33%	34%	32%	28%	47%
98% in 6 months	66%	67%	51%	44%	43%	44%	37%	53%
100% in 9 months	80%	79%	70%	64%	59%	59%	49%	61%
<b>Civil (excl. RALJ)</b>								
Age (days)								
50% Cases Resolved by Day	42	73	91	88	90	85	111	79
90% Cases Resolved by Day	361	361	386	396	447	448	549	511
<b>Comparison with Court Standard of</b>								
90% in 12 months	90%	90%	87%	85%	83%	85%	80%	83%
98% in 18 months	97%	98%	97%	96%	94%	93%	90%	91%
100% in 24 months	99%	100%	99%	98%	97%	97%	94%	96%
<b>Domestic</b>								
Age (days)								
50% Cases Resolved by Day	153	170	224	213	210	195	170	189
90% Cases Resolved by Day	405	383	442	466	510	478	442	479
<b>Comparison with Court Standard of</b>								
90% in 8 months	66%	64%	53%	53%	56%	59%	60%	57%
98% in 10 months	75%	77%	66%	68%	66%	70%	69%	68%
100% in 14 months	91%	93%	88%	87%	84%	85%	88%	85%
<b>Probate</b>								
Age (days)								
50% Cases Resolved by Day	0	5	4	4	3	3	3	2
90% Cases Resolved by Day	18	30	34	35	27	42	41	34
<b>Comparison with Court Standard of</b>								
90% in 8 months	98%	99%	99%	98%	98%	97%	98%	99%
98% in 18 months	99%	100%	99%	99%	99%	98%	99%	100%
100% in 36 months	99%	100%	100%	100%	100%	99%	100%	100%
<b>Guardianship</b>								
Age (days)								
50% Cases Resolved by Day	52	53	56	52	54	53	53	50
90% Cases Resolved by Day	161	265	458	133	178	130	172	176
<b>Comparison with Court Standard of</b>								
90% in 8 months	96%	90%	81%	97%	92%	97%	93%	95%
98% in 18 months	99%	94%	93%	100%	98%	98%	98%	99%
100% in 36 months	99%	97%	100%	100%	99%	98%	99%	100%
<b>Adoption</b>								
Age (days)								
50% Cases Resolved by Day	36	70	52	40	106	58	37	64
90% Cases Resolved by Day	257	231	230	163	336	223	206	244
<b>Comparison with Court Standard of</b>								
90% in 8 months	89%	93%	91%	94%	80%	91%	94%	90%
98% in 10 months	94%	97%	94%	95%	87%	92%	95%	94%
100% in 14 months	96%	100%	97%	99%	95%	94%	96%	97%
<b>Parentage</b>								
Age (days)								
50% Cases Resolved by Day	152	275	239	246	207	149	204	214
90% Cases Resolved by Day	354	515	362	455	484	469	573	633
<b>Comparison with Court Standard of</b>								
90% in 8 months	76%	41%	50%	50%	62%	76%	54%	53%
98% in 10 months	87%	67%	81%	75%	72%	83%	67%	69%
100% in 14 months	95%	85%	95%	89%	84%	88%	84%	82%

Table 3 (cont.) Age of Resolved Cases

## King County Superior Court

Reporting Category	Age of Cases at Resolution							
	Q1/20	Q2/20	Q3/20	Q4/20	Q1/21	Q2/21	Q3/21	Q4/21
<b>ITA (civil commitment) *</b>								
Age (days)								
50% Cases Resolved by Day	9	10	12	13	13	12	11	12
90% Cases Resolved by Day	32	30	53	48	42	52	44	43
<b>Juvenile Dependency (DEP)</b>								
Age (days)								
50% Cases Resolved by Day	198	190	203	245	150	155	165	181
90% Cases Resolved by Day	618	517	455	636	573	554	468	529
<b>Comparison with Court Standard of</b>								
90% in 8 months	66%	55%	61%	49%	65%	76%	70%	63%
98% in 10 months	78%	71%	73%	61%	70%	83%	80%	68%
100% in 14 months	86%	77%	85%	75%	81%	88%	87%	82%
<b>Juvenile Termination (TER)</b>								
Age (days)								
50% Cases Resolved by Day	83	390	209	126	253	162	364	157
90% Cases Resolved by Day	523	675	560	307	514	784	882	580
<b>Comparison with Court Standard of</b>								
90% in 8 months	80%	27%	60%	61%	48%	65%	34%	56%
98% in 10 months	80%	40%	71%	88%	66%	68%	45%	59%
100% in 14 months	83%	67%	84%	93%	77%	74%	56%	78%
<b>Juv ARY/CHINS/OTHER</b>								
Age (days)								
50% Cases Resolved by Day	66	89	222	36	28	31	56	35
90% Cases Resolved by Day	251	224	362	339	231	267	898	339
<b>Comparison with Court Standard of</b>								
90% in 8 months	86%	93%	66%	80%	91%	87%	65%	87%
98% in 10 months	100%	93%	76%	87%	95%	95%	69%	87%
100% in 14 months	100%	93%	97%	91%	96%	95%	71%	93%
<b>Juvenile Truancy*</b>								
Age (days)								
50% Cases Resolved by Day	406	489	521	383	411	447	548	869
90% Cases Resolved by Day	1112	919	826	601	643	519	896	1023
<b>Juvenile Offender</b>								
Age (days)								
50% Cases Resolved by Day	133	147	204	230	233	169	294	263
90% Cases Resolved by Day	331	330	461	489	510	481	697	604
<b>Comparison with Court Standard of</b>								
90% in 4 months	47%	45%	24%	18%	25%	30%	14%	21%
98% in 6 months	54%	59%	39%	40%	39%	51%	30%	28%
100% in 9 months	82%	76%	68%	59%	62%	70%	45%	52%
<b>Criminal RALJ</b>								
Age (days)								
50% Cases Resolved by Day	331	314	280	316	415	480	545	108
90% Cases Resolved by Day	490	632	486	703	708	844	2247	373
<b>Civil RALJ</b>								
Age (days)								
50% Cases Resolved by Day	108	182	189	264	162	168	218	160
90% Cases Resolved by Day	323	250	301	359	214	186	661	265

\* No standard yet.

Table 4. Active Pending Caseload Statistics

King County Superior Court

Reporting Category		Q1/20	Q2/20	Q3/20	Q4/20	Q1/21	Q2/21	Q3/21	Q4/21
<b>Total (incl. RALJ)</b>									
Previous Pending	(+)	22146	22746	23139	23149	22977	22831	22153	21128
New Filing	(+)	12475	8942	10656	10156	10397	10111	10316	9428
Resolved	(-)	11629	8047	10374	10193	10692	10674	10796	9970
<b>End Pending</b>		<b>22748</b>	<b>23139</b>	<b>23149</b>	<b>22977</b>	<b>22831</b>	<b>22153</b>	<b>21128</b>	19567
<b>Resolution Rate*</b>		<b>0.932</b>	<b>0.900</b>	<b>0.974</b>	<b>1.004</b>	<b>1.028</b>	<b>1.056</b>	<b>1.047</b>	<b>1.057</b>
<b>Criminal (excl. RALJ)</b>									
Previous Pending	(+)	3564	4188	5113	5659	6083	6024	5649	5510
New Filing	(+)	1628	1149	1579	1400	1198	1048	1203	1209
Resolved	(-)	1427	574	976	1015	1543	1505	1174	1439
<b>End Pending</b>		<b>4188</b>	<b>5113</b>	<b>5659</b>	<b>6083</b>	<b>6024</b>	<b>5649</b>	<b>5510</b>	4849
<b>Resolution Rate*</b>		<b>0.877</b>	<b>0.500</b>	<b>0.618</b>	<b>0.725</b>	<b>1.288</b>	<b>1.494</b>	<b>1.079</b>	<b>1.190</b>
<b>Civil (excl. RALJ)</b>									
Previous Pending	(+)	8576	8515	7900	7821	7778	7719	7741	6974
New Filing	(+)	4981	2959	3571	3551	3581	3438	3531	3076
Resolved	(-)	4671	2708	3608	3515	3458	3373	4051	3482
<b>End Pending</b>		<b>8515</b>	<b>7900</b>	<b>7821</b>	<b>7778</b>	<b>7719</b>	<b>7741</b>	<b>6974</b>	6234
<b>Resolution Rate*</b>		<b>0.938</b>	<b>0.915</b>	<b>1.010</b>	<b>0.990</b>	<b>0.966</b>	<b>0.981</b>	<b>1.147</b>	<b>1.132</b>
<b>Domestic</b>									
Previous Pending	(+)	4384	4431	4511	4773	4445	4446	4486	4526
New Filing	(+)	1682	1179	1728	1438	1527	1588	1720	1350
Resolved	(-)	1507	1135	1405	1750	1587	1579	1600	1471
<b>End Pending</b>		<b>4431</b>	<b>4511</b>	<b>4773</b>	<b>4445</b>	<b>4446</b>	<b>4486</b>	<b>4526</b>	4317
<b>Resolution Rate*</b>		<b>0.896</b>	<b>0.963</b>	<b>0.813</b>	<b>1.217</b>	<b>1.039</b>	<b>0.994</b>	<b>0.930</b>	<b>1.090</b>
<b>Probate</b>									
Previous Pending	(+)	690	778	869	923	1023	1201	1291	1285
New Filing	(+)	1622	1613	1690	1702	2015	1988	1873	1771
Resolved	(-)	1534	1508	1634	1621	1850	1927	1792	1669
<b>End Pending</b>		<b>778</b>	<b>869</b>	<b>923</b>	<b>1023</b>	<b>1201</b>	<b>1291</b>	<b>1285</b>	1339
<b>Resolution Rate*</b>		<b>0.946</b>	<b>0.935</b>	<b>0.967</b>	<b>0.952</b>	<b>0.918</b>	<b>0.969</b>	<b>0.957</b>	<b>0.942</b>
<b>Guardianship</b>									
Previous Pending	(+)	235	240	285	281	290	351	350	491
New Filing	(+)	180	175	174	179	204	184	212	286
Resolved	(-)	157	147	172	172	145	185	166	240
<b>End Pending</b>		<b>240</b>	<b>285</b>	<b>281</b>	<b>290</b>	<b>351</b>	<b>350</b>	<b>491</b>	505
<b>Resolution Rate*</b>		<b>0.872</b>	<b>0.840</b>	<b>0.989</b>	<b>0.961</b>	<b>0.711</b>	<b>1.005</b>	<b>0.783</b>	<b>0.839</b>
<b>Adoption</b>									
Previous Pending	(+)	184	220	234	237	258	269	280	269
New Filing	(+)	119	74	101	132	89	102	76	81
Resolved	(-)	79	59	104	107	78	89	83	86
<b>End Pending</b>		<b>220</b>	<b>234</b>	<b>237</b>	<b>258</b>	<b>269</b>	<b>280</b>	<b>269</b>	260
<b>Resolution Rate*</b>		<b>0.664</b>	<b>0.797</b>	<b>1.030</b>	<b>0.811</b>	<b>0.876</b>	<b>0.873</b>	<b>1.092</b>	<b>1.062</b>
<b>Parentage</b>									
Previous Pending	(+)	251	239	268	249	248	253	257	258
New Filing	(+)	101	53	90	94	103	102	104	92
Resolved	(-)	98	27	96	96	89	98	94	94
<b>End Pending</b>		<b>239</b>	<b>268</b>	<b>249</b>	<b>248</b>	<b>253</b>	<b>257</b>	<b>258</b>	255
<b>Resolution Rate*</b>		<b>0.970</b>	<b>0.509</b>	<b>1.067</b>	<b>1.021</b>	<b>0.864</b>	<b>0.961</b>	<b>0.904</b>	<b>1.022</b>
<b>ITA (civil commitment)</b>									
Previous Pending	(+)	288	263	433	315	321	453	379	428
New Filing	(+)	1155	1267	1369	1225	1313	1349	1256	1241
Resolved	(-)	1123	1116	1395	1206	1178	1325	1144	1109
<b>End Pending</b>		<b>263</b>	<b>433</b>	<b>315</b>	<b>321</b>	<b>453</b>	<b>379</b>	<b>428</b>	535
<b>Resolution Rate*</b>		<b>0.972</b>	<b>0.881</b>	<b>1.019</b>	<b>0.984</b>	<b>0.897</b>	<b>0.982</b>	<b>0.911</b>	<b>0.894</b>

\* A value of "Resolution Rate" less than one indicates the resolution pace is slower than the filing pace.

Table 4 (cont.) Active Pending Caseload Statistics

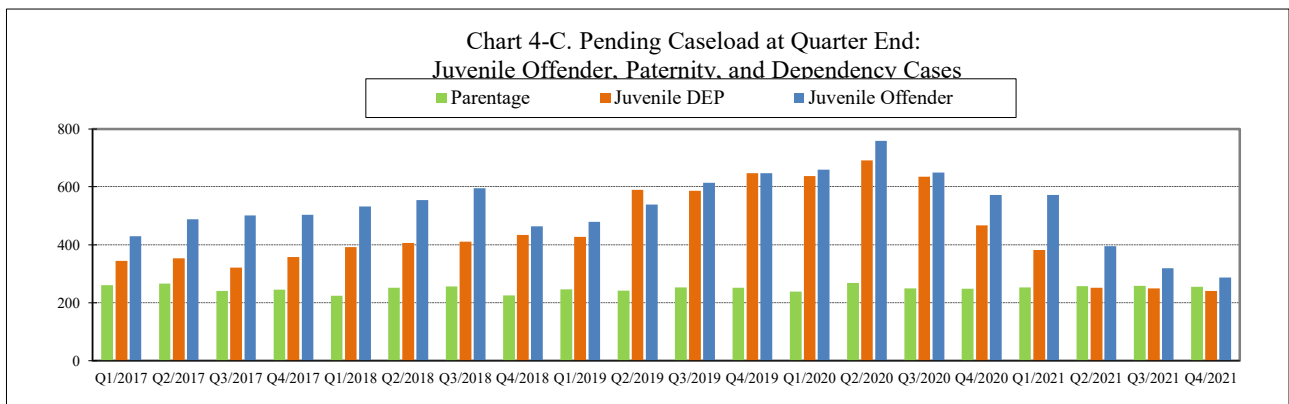
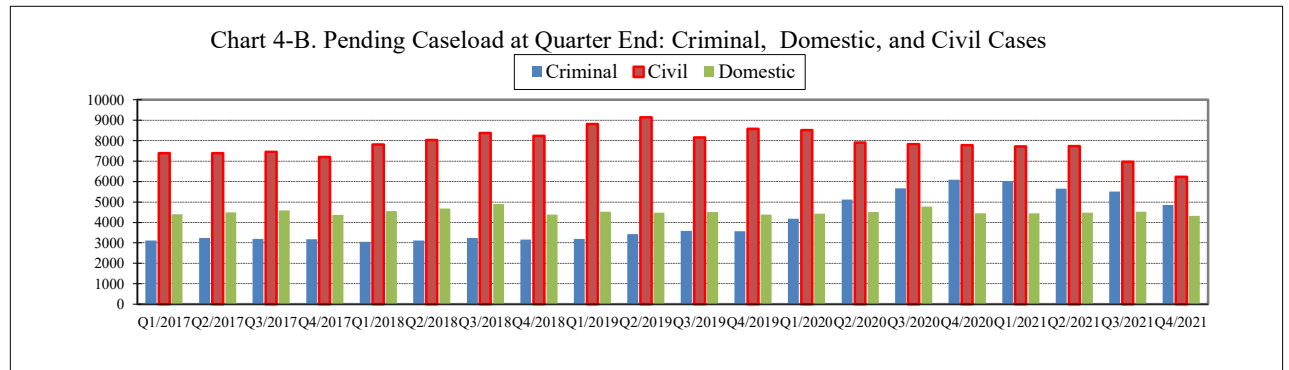
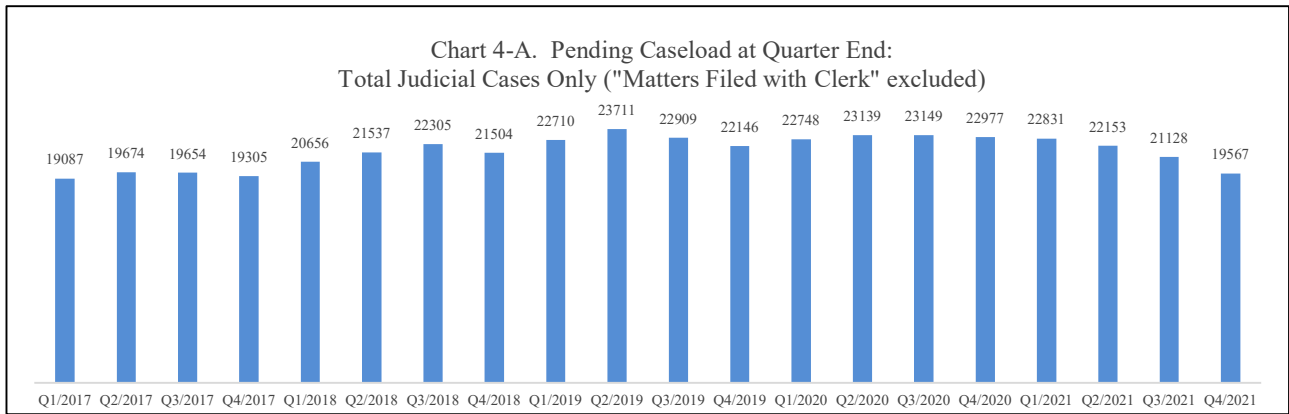
King County Superior Court

Reporting Category	Q1/20	Q2/20	Q3/20	Q4/20	Q1/21	Q2/21	Q3/21	Q4/21
<b>Juvenile Dependency (DEP)</b>								
Previous Pending (+)	647	638	692	635	467	382	252	249
New Filing (+)	133	112	99	117	111	95	101	87
Resolved (-)	137	65	152	162	134	108	86	71
<b>End Pending</b>	<b>638</b>	<b>692</b>	<b>635</b>	<b>467</b>	<b>382</b>	<b>252</b>	<b>249</b>	<b>241</b>
<b>Resolution Rate*</b>	<b>1.030</b>	<b>0.580</b>	<b>1.535</b>	<b>1.347</b>	<b>1.207</b>	<b>1.137</b>	<b>0.851</b>	<b>0.816</b>
<b>Juvenile Termination (TER)</b>								
Previous Pending (+)	277	297	332	341	382	354	345	278
New Filing (+)	62	64	68	93	46	51	75	31
Resolved (-)	40	15	63	43	56	69	99	41
<b>End Pending</b>	<b>297</b>	<b>332</b>	<b>341</b>	<b>382</b>	<b>354</b>	<b>345</b>	<b>278</b>	<b>248</b>
<b>Resolution Rate*</b>	<b>0.645</b>	<b>0.234</b>	<b>0.926</b>	<b>0.462</b>	<b>1.217</b>	<b>1.353</b>	<b>1.320</b>	<b>1.323</b>
<b>Juv ARY/CHINS/OTHERS</b>								
Previous Pending (+)	100	119	128	115	169	156	151	109
New Filing (+)	50	22	22	46	60	53	59	48
Resolved (-)	29	14	38	51	75	55	65	30
<b>End Pending</b>	<b>119</b>	<b>128</b>	<b>115</b>	<b>169</b>	<b>156</b>	<b>151</b>	<b>109</b>	<b>120</b>
<b>Resolution Rate*</b>	<b>0.580</b>	<b>0.636</b>	<b>1.727</b>	<b>1.179</b>	<b>1.250</b>	<b>1.038</b>	<b>1.102</b>	<b>0.625</b>
<b>Juvenile Truancy</b>								
Previous Pending (+)	2112	1976	1484	1042	832	558	479	361
New Filing (+)	448	45	0	8	0	4	0	57
Resolved (-)	548	497	424	228	285	75	116	111
<b>End Pending</b>	<b>1976</b>	<b>1484</b>	<b>1042</b>	<b>832</b>	<b>558</b>	<b>479</b>	<b>361</b>	<b>307</b>
<b>Resolution Rate*</b>	<b>1.223</b>	<b>11.044</b>	<b>NA</b>	<b>28.500</b>	<b>---</b>	<b>18.750</b>	<b>N/A</b>	<b>1.947</b>
<b>Juvenile Offender</b>								
Previous Pending (+)	647	659	758	649	572	572	396	319
New Filing (+)	268	216	147	136	127	81	70	78
Resolved (-)	232	132	251	191	178	197	140	110
<b>End Pending</b>	<b>659</b>	<b>758</b>	<b>649</b>	<b>572</b>	<b>572</b>	<b>396</b>	<b>319</b>	<b>286</b>
<b>Resolution Rate*</b>	<b>0.866</b>	<b>0.611</b>	<b>1.707</b>	<b>1.404</b>	<b>1.402</b>	<b>2.432</b>	<b>2.000</b>	<b>1.410</b>
<b>Criminal RALJ</b>								
Previous Pending (+)	140	147	96	77	66	46	46	34
New Filing (+)	34	6	8	12	5	13	19	12
Resolved (-)	22	39	40	26	26	15	31	5
<b>End Pending</b>	<b>147</b>	<b>96</b>	<b>77</b>	<b>66</b>	<b>46</b>	<b>46</b>	<b>34</b>	<b>40</b>
<b>Resolution Rate*</b>	<b>0.647</b>	<b>6.560</b>	<b>5.000</b>	<b>2.167</b>	<b>5.200</b>	<b>1.154</b>	<b>1.632</b>	<b>0.417</b>
<b>Civil RALJ</b>								
Previous Pending (+)	51	38	36	32	43	47	51	37
New Filing (+)	12	8	10	23	18	15	17	9
Resolved (-)	25	11	16	10	10	13	31	12
<b>End Pending</b>	<b>38</b>	<b>36</b>	<b>32</b>	<b>43</b>	<b>47</b>	<b>51</b>	<b>37</b>	<b>31</b>
<b>Resolution Rate*</b>	<b>2.083</b>	<b>1.375</b>	<b>1.600</b>	<b>0.435</b>	<b>0.556</b>	<b>0.867</b>	<b>1.824</b>	<b>1.333</b>

\* A value of "Resolution Rate" less than one indicates the resolution pace is slower than the filing pace.

Table 4-A. Active Re-opened Cases and Modification Cases

Reporting Category	Q1/20	Q2/20	Q3/20	Q4/20	Q1/21	Q2/21	Q3/21	Q4/21
<b>Re-opened without disposition</b>					297	378	445	543
<b>Modification without disposition</b>					462	531	504	485



Note: "Civil" is specifically defined in this report. The category of "Civil" does **not** include the following case types: domestic, probate, guardianship, adoption, Parentage, mental illness, juvenile cases (dependency, at-risk youth, child-in-need of service), civil RALJ, and tax filings that don't require judicial resources ("matters filed with clerk"). Please check the Appendix for the cause codes in the "General Civil" category.

Table 5. Age of Pending Cases

King County Superior Court

Reporting Category	Age of Pending Cases and # of Cases in Each Age Interval							
	Q1/20	Q2/20	Q3/20	Q4/20	Q1/21	Q2/21	Q3/21	Q4/21
<b>Criminal (excl. RALJ): # of Cases</b>	<b>4148</b>	<b>5113</b>	<b>5969</b>	<b>6083</b>	<b>6024</b>	<b>5649</b>	<b>5510</b>	<b>4849</b>
<b>Age (days)</b>								
Median (50 percentile)	92	137	178	200	232	269	287	276
90 percentile	365	412	442	486	541	609	645	687
<b># of Cases in Age Interval</b>								
0 - 60 days (0 - 2 months)	1710	1188	1179	1159	1045	877	946	819
61 - 120 days (3 - 4 months)	747	1039	916	767	767	629	527	576
121 - 180 days (5 - 6 months)	513	856	741	928	624	581	494	471
181 - 270 days (7 - 9 months)	525	840	1214	937	1065	744	693	543
> 270 days (> 9 months)	693	1190	1609	2292	2523	2818	2850	2440
<b>Civil (excl. RALJ): # of Cases</b>	<b>8515</b>	<b>7900</b>	<b>7821</b>	<b>7778</b>	<b>7719</b>	<b>7741</b>	<b>6974</b>	<b>6234</b>
<b>Age (days)</b>								
Median (50 percentile)	153	179	205	203	198	206	196	198
90 percentile	420	484	539	597	646	682	704	694
<b># of Cases in Age Interval</b>								
0 - 120 days (0 - 4 months)	3483	2714	2652	2689	2704	2617	2467	2148
121 - 240 days (5 - 8 months)	2357	2198	1902	1628	1637	1619	1513	1450
241 - 360 days (9 - 12 months)	1388	1359	1523	1408	1029	1123	961	964
361 - 540 days (13 - 18 months)	891	1067	966	1052	1236	1074	690	672
541 - 720 days (19 - 24 months)	228	365	508	597	557	620	700	459
> 720 days (> 24 months)	168	197	270	404	556	688	643	541
<b>Domestic: # of Cases</b>	<b>4431</b>	<b>4511</b>	<b>4773</b>	<b>4445</b>	<b>4446</b>	<b>4486</b>	<b>4526</b>	<b>4317</b>
<b>Age (days)</b>								
Median (50 percentile)	144	172	155	155	161	148	148	162
90 percentile	468	511	525	584	605	644	676	673
<b># of Cases in Age Interval</b>								
0 - 120 days (0 - 4 months)	1990	1581	2124	1817	1844	1968	1984	1684
121 - 240 days (5 - 8 months)	1213	1283	984	1091	1110	956	1078	1149
241 - 360 days (9 - 12 months)	593	784	749	600	549	665	550	672
361 - 540 days (13 - 18 months)	258	448	462	431	407	336	312	290
> 540 days (> 18 months)	377	415	454	506	536	561	602	522
<b>Probate: # of Cases</b>	<b>778</b>	<b>869</b>	<b>923</b>	<b>1023</b>	<b>1201</b>	<b>1291</b>	<b>1285</b>	<b>1339</b>
<b>Age (days)</b>								
Median (50 percentile)	298	230	296	295	255	267	339	382
90 percentile	1623	1574	1631	1618	1574	1602	1694	1761
<b># of Cases in Age Interval</b>								
0 - 120 days (0 - 4 months)	257	311	295	322	410	414	337	345
121 - 240 days (5 - 8 months)	109	132	119	146	180	192	184	164
241 - 360 days (9 - 12 months)	58	69	105	97	107	134	146	143
361 - 540 days (13 - 18 months)	63	68	91	107	112	123	138	157
> 540 days (> 18 months)	291	289	313	351	392	428	480	530
<b>Guardianship: # of Cases</b>	<b>240</b>	<b>285</b>	<b>281</b>	<b>290</b>	<b>351</b>	<b>350</b>	<b>491</b>	<b>505</b>
<b>Age (days)</b>								
Median (50 percentile)	139	125	136	207	155	230	162	179
90 percentile	976	1028	1121	1211	1227	1315	1176	1188
<b># of Cases in Age Interval</b>								
0 - 120 days (0 - 4 months)	115	139	55	116	158	126	213	203
121 - 240 days (5 - 8 months)	32	39	15	45	42	53	85	81
241 - 360 days (9 - 12 months)	8	19	10	48	40	32	40	59
361 - 540 days (13 - 18 months)	28	19	70	8	34	62	49	39
> 540 days (> 18 months)	57	15	55	73	77	77	104	123

Table 5 (cont.). Age of Pending Cases

King County Superior Court

Reporting Category	Age of Pending Cases and # of Cases in Each Age Interval							
	Q1/20	Q2/20	Q3/20	Q4/20	Q1/21	Q2/21	Q3/21	Q4/21
<b>Adoption: # of Cases</b>	<b>220</b>	<b>234</b>	<b>237</b>	<b>258</b>	<b>269</b>	<b>280</b>	<b>269</b>	<b>260</b>
<b>Age (days)</b>								
Median (50 percentile)	225	274	344	339	380	350	448	561
90 percentile	966	1051	1144	1226	1315	1396	1495	1589
<b># of Cases in Age Interval</b>								
0 - 120 days (0 - 4 months)	81	64	73	89	86	75	56	50
121 - 240 days (5 - 8 months)	31	42	29	21	36	47	37	22
241 - 360 days (9 - 12 months)	18	27	20	25	10	20	34	27
361 - 540 days (13 - 18 months)	37	25	27	26	27	21	13	29
> 540 days (> 18 months)	53	29	88	97	110	117	129	132
<b>Parentage: # of Cases</b>	<b>239</b>	<b>268</b>	<b>249</b>	<b>248</b>	<b>253</b>	<b>257</b>	<b>258</b>	<b>255</b>
<b>Age (days)</b>								
Median (50 percentile)	126	171	182	133	146	153	147	150
90 percentile	335	383	433	476	497	525	518	425
<b># of Cases in Age Interval</b>								
0 - 120 days (0 - 4 months)	117	80	100	108	117	108	115	113
121 - 240 days (5 - 8 months)	75	112	64	57	70	67	65	64
241 - 360 days (9 - 12 months)	29	43	45	34	18	39	36	42
361 - 540 days (13 - 18 months)	12	23	28	32	29	21	17	18
> 540 days (> 18 months)	6	5	12	17	19	22	25	18
<b>ITA (civil commitment): # of Cases</b>	<b>263</b>	<b>433</b>	<b>315</b>	<b>321</b>	<b>453</b>	<b>379</b>	<b>428</b>	<b>535</b>
<b>Age (days)</b>								
Median (50 percentile)	56	53	28	39	36	30	60	93
90 percentile	511	540	206	274	227	304	382	466
<b># of Cases in Age Interval</b>								
0 - 120 days (0 - 4 months)	179	295	265	258	328	268	290	316
121 - 240 days (5 - 8 months)	27	63	23	27	85	24	41	117
> 240 days (> 8 months)	57	58	27	36	40	87	97	102
<b>Juv Dependency (DEP): # of Cases</b>	<b>638</b>	<b>692</b>	<b>635</b>	<b>467</b>	<b>382</b>	<b>252</b>	<b>249</b>	<b>241</b>
<b>Age (days)</b>								
Median (50 percentile)	242	284	349	372	292	172	150	158
90 percentile	847	916	1009	955	668	757	674	575
<b># of Cases in Age Interval</b>								
0 - 60 days (0 - 2 months)	84	64	64	72	65	46	58	48
61 - 120 days (3 - 4 months)	88	84	65	47	54	46	56	41
121 - 180 days (5 - 6 months)	86	67	46	32	34	38	27	49
181 - 270 days (7 - 9 months)	88	126	59	47	32	40	31	33
> 270 days (> 9 months)	292	351	401	269	197	82	77	70
<b>Juv Termination (TER): # of Cases</b>	<b>297</b>	<b>332</b>	<b>341</b>	<b>382</b>	<b>354</b>	<b>345</b>	<b>278</b>	<b>248</b>
<b>Age (days)</b>								
Median (50 percentile)	389	320	349	326	355	436	329	411
90 percentile	879	935	1018	1050	1140	1231	1393	1520
<b># of Cases in Age Interval</b>								
0 - 60 days (0 - 2 months)	38	23	46	70	26	36	48	18
61 - 120 days (3 - 4 months)	32	49	26	31	49	22	31	21
121 - 180 days (5 - 6 months)	27	49	42	34	37	14	18	33
181 - 270 days (7 - 9 months)	30	30	39	42	39	50	14	26
> 270 days (> 9 months)	170	181	188	205	203	223	167	150
<b>ARY/CHINS/OTHER: # of Cases</b>	<b>119</b>	<b>128</b>	<b>115</b>	<b>169</b>	<b>156</b>	<b>151</b>	<b>109</b>	<b>120</b>
<b>Age (days)</b>								
Median (50 percentile)	188	240	314	658	805	944	959	585
90 percentile	900	903	996	1178	1268	1359	1451	1543
<b># of Cases in Age Interval</b>								
0 - 60 days (0 - 2 months)	27	16	15	16	13	19	28	21
61 - 120 days (3 - 4 months)	18	13	12	15	8	5	5	21
121 - 180 days (5 - 6 months)	13	25	6	8	9	5	5	8
181 - 270 days (7 - 9 months)	12	14	24	7	7	8	2	6
> 270 days (> 9 months)	49	60	58	120	119	114	69	64

Table 5 (cont.). Age of Pending Cases

King County Superior Court

Reporting Category	Age of Pending Cases and # of Cases in Each Age Interval							
	Q1/20	Q2/20	Q3/20	Q4/20	Q1/21	Q2/21	Q3/21	Q4/21
<b>Juvenile Truancy: # of Cases</b>	<b>1976</b>	<b>1484</b>	<b>1042</b>	<b>832</b>	<b>558</b>	<b>479</b>	<b>361</b>	<b>307</b>
<b>Age (days)</b>								
Median (50 percentile)	315	321	300	359	470	603	700	711
90 percentile	718	747	575	675	804	896	988	1080
<b># of Cases in Age Interval</b>								
0 - 60 days (0 - 2 months)	290	26	.0	0	0	4	0	52
61 - 120 days (3 - 4 months)	259	108	20	0	0	0	2	4
121 - 180 days (5 - 6 months)	154	332	18	0	0	0	2	0
181 - 270 days (7 - 9 months)	88	250	414	35	0	0	0	4
> 270 days (> 9 months)	1185	768	590	797	558	475	357	247
<b>Juvenile Offender: # of Cases</b>	<b>659</b>	<b>758</b>	<b>649</b>	<b>572</b>	<b>572</b>	<b>396</b>	<b>319</b>	<b>286</b>
<b>Age (days)</b>								
Median (50 percentile)	145	167	211	241	226	254	275	241
90 percentile	475	477	567	665	748	800	892	1018
<b># of Cases in Age Interval</b>								
0 - 60 days (0 - 2 months)	154	143	110	96	99	54	44	50
61 - 120 days (3 - 4 months)	148	138	98	66	94	49	39	37
121 - 180 days (5 - 6 months)	75	129	88	55	45	43	27	29
181 - 270 days (7 - 9 months)	106	107	108	108	77	59	46	35
> 270 days (> 9 months)	176	241	245	247	257	191	163	135
<b>Criminal RALJ: # of Cases</b>	<b>147</b>	<b>96</b>	<b>77</b>	<b>66</b>	<b>46</b>	<b>46</b>	<b>34</b>	<b>40</b>
<b>Age (days)</b>								
Median (50 percentile)	179	209	304	363	426	268	74	132
90 percentile	643	432	1204	1750	1980	2071	393	471
<b># of Cases in Age Interval</b>								
0 - 60 days (0 - 2 months)	24	10	6	6	3	6	15	9
61 - 120 days (3 - 4 months)	30	22	5	11	6	7	6	7
121 - 180 days (5 - 6 months)	20	32	2	3	4	4	4	10
181 - 270 days (7 - 9 months)	24	29	18	3	6	6	2	6
> 270 days (> 9 months)	49	10	46	43	27	23	7	8
<b>Civil RALJ: # of Cases</b>	<b>38</b>	<b>36</b>	<b>32</b>	<b>43</b>	<b>47</b>	<b>51</b>	<b>37</b>	<b>31</b>
<b>Age (days)</b>								
Median (50 percentile)	115	183	221	122	122	134	102	116
90 percentile	288	341	434	459	549	615	233	318
<b># of Cases in Age Interval</b>								
0 - 60 days (0 - 2 months)	9	0	5	12	14	11	13	5
61 - 120 days (3 - 4 months)	14	10	5	9	8	9	9	11
121 - 180 days (5 - 6 months)	6	7	3	9	11	11	7	6
181 - 270 days (7 - 9 months)	5	13	6	0	2	6	5	5
> 270 days (> 9 months)	4	6	13	13	12	14	3	4



Table 6. Seattle vs. Regional Justice Center (KNT): Filing, Resolution, Pending Caseload (%)

King County Superior Court

	Q4/20		Q1/21		Q2/21		Q3/21		Q4/21	
	SEA	KNT	SEA	KNT	SEA	KNT	SEA	KNT	SEA	KNT
<b>Filings Total</b>	<b>67%</b>	<b>33%</b>	<b>67%</b>	<b>33%</b>	<b>68%</b>	<b>32%</b>	<b>67%</b>	<b>33%</b>	<b>66%</b>	<b>34%</b>
Criminal (excl. RALJ)	51%	49%	56%	44%	53%	47%	58%	42%	53%	47%
Civil (excl. RALJ)	61%	39%	59%	41%	61%	39%	59%	41%	59%	42%
Domestic	60%	40%	59%	41%	62%	39%	63%	37%	61%	39%
Probate	74%	26%	71%	30%	71%	29%	69%	31%	68%	32%
Guardianship	65%	35%	65%	35%	71%	29%	63%	37%	57%	43%
Adoption	83%	17%	78%	23%	75%	26%	79%	21%	69%	31%
Parentage	53%	47%	43%	57%	44%	56%	50%	50%	35%	65%
ITA (civil commitment)	100%	0%	100%	0%	100%	---	100%	0%	100%	---
Juv. Dependency (DEP)	68%	32%	60%	41%	71%	30%	76%	24%	60%	40%
Juv. Termination (TER)	34%	66%	46%	54%	59%	41%	69%	31%	81%	19%
Juvenile ARY/CHINS/Other	49%	51%	53%	47%	59%	42%	59%	41%	54%	46%
Juvenile Truancy	0%	100%	---	---	50%	50%	---	---	54%	46%
Juvenile Offender	100%	0%	100%	0%	100%	---	100%	0%	100%	---
Criminal RALJ	92%	8%	100%	0%	69%	31%	79%	21%	83%	17%
Civil RALJ	74%	26%	78%	22%	73%	27%	88%	12%	89%	11%
<b>Resolution Total</b>	<b>69%</b>	<b>31%</b>	<b>67%</b>	<b>33%</b>	<b>68%</b>	<b>32%</b>	<b>65%</b>	<b>35%</b>	67%	<b>33%</b>
Criminal (excl. RALJ)	63%	37%	62%	38%	65%	35%	61%	39%	62%	38%
Civil (excl. RALJ)	62%	38%	61%	39%	60%	40%	56%	44%	59%	41%
Domestic	60%	40%	62%	38%	60%	41%	60%	40%	63%	38%
Probate	73%	27%	73%	27%	72%	29%	70%	30%	69%	31%
Guardianship	64%	36%	66%	35%	63%	37%	74%	27%	57%	43%
Adoption	92%	8%	82%	18%	79%	21%	75%	25%	72%	28%
Parentage	44%	56%	39%	61%	57%	43%	43%	57%	46%	54%
ITA (civil commitment)	100%	0%	100%	---	100%	---	100%	---	100%	---
Juv. Dependency (DEP)	58%	42%	73%	27%	63%	37%	61%	40%	73%	27%
Juv. Termination (TER)	54%	47%	55%	45%	42%	58%	62%	38%	46%	54%
Juvenile ARY/CHINS/Other	41%	59%	65%	35%	60%	40%	54%	46%	50%	50%
Juvenile Truancy	52%	---	21%	79%	12%	88%	12%	88%	99%	1%
Juvenile Offender	100%	0%	100%	---	100%	---	100%	---	100%	---
Criminal RALJ	89%	12%	92%	8%	100%	0%	84%	16%	100%	0%
Civil RALJ	90%	10%	70%	30%	62%	39%	87%	13%	75%	25%
<b>Pending Total</b>	<b>63%</b>	<b>37%</b>	<b>63%</b>	<b>37%</b>	<b>62%</b>	<b>38%</b>	<b>63%</b>	<b>37%</b>	64%	<b>36%</b>
Criminal (excl. RALJ)	59%	41%	58%	42%	56%	44%	56%	44%	57%	43%
Civil (excl. RALJ)	65%	35%	64%	36%	64%	36%	66%	34%	67%	33%
Domestic	59%	41%	58%	42%	59%	41%	60%	41%	59%	42%
Probate	68%	32%	65%	35%	65%	35%	67%	33%	66%	34%
Guardianship	63%	37%	63%	37%	67%	33%	58%	42%	58%	42%
Adoption	71%	30%	69%	31%	68%	33%	69%	31%	68%	32%
Parentage	38%	63%	38%	62%	34%	66%	37%	63%	34%	66%
ITA (civil commitment)	100%	0%	100%	---	100%	---	100%	0%	100%	---
Juv. Dependency (DEP)	64%	36%	64%	36%	62%	39%	68%	33%	66%	34%
Juv. Termination (TER)	57%	43%	57%	43%	60%	40%	63%	37%	67%	33%
Juvenile ARY/CHINS/Other	58%	42%	52%	48%	53%	47%	56%	44%	60%	40%
Juvenile Truancy	48%	52%	63%	37%	72%	28%	90%	10%	80%	20%
Juvenile Offender	100%	0%	100%	---	100%	---	100%	---	100%	---
Criminal RALJ	91%	9%	91%	9%	83%	17%	79%	21%	78%	23%
Civil RALJ	74%	26%	79%	21%	80%	20%	78%	22%	84%	16%

Excluding Cases filed with the Clerk

Table 7. Quarterly Utilization of Pro Tem Judges/Commissioners <sup>(1)</sup>

Category	Q3/19	Q4/19	Q1/20	Q2/20	Q3/20	Q4/20	Q1/21	Q2/21	Q3/21	Q4/21
<b>Grand Total</b>	<b>1454</b>	<b>2023</b>	<b>1125</b>	<b>346</b>	<b>1045</b>	<b>2316</b>	<b>985</b>	<b>1750</b>	<b>1876</b>	<b>1880</b>
<b>FTE Equivalent <sup>(2)</sup></b>	<b>3.2</b>	<b>4.5</b>	<b>2.5</b>	<b>0.8</b>	<b>2.3</b>	<b>5.1</b>	<b>2.2</b>	<b>3.9</b>	<b>4.2</b>	<b>4.2</b>
<b>By Work Type</b>										
Pro Tem Judge	248	503	148	71	138	305	44	155	263	167
Pro Tem Commissioner	1206	1520	978	284	907	2011	941	1595	1613	1713
<b>By Location</b>										
KCCH	632	919	378	197	580	1355	535	738	960	769
MRJC	411	466	331	35	225	543	228	580	282	513
Juvenile	335	456	284	48	184	277	205	203	373	212
ITA	75	182	132	75	56	142	17	229	259	272
Other or Unspecified	0	0	0	0	0	0	0	0	0	115
<b>By Calendar Type</b>										
Criminal	54	145	42	24	63	70	25	109	233	18
Civil	0	0	0	0	0	1	0	6	3	0
Ex Parte	322	476	143	21	144	371	118	281	444	202
Family Law/Domestic	588	661	482	167	550	1267	620	907	563	1062
Dependency	210	196	222	22	158	231	185	178	346	177
Juvenile Offender	95	230	58	27	26	42	20	25	27	35
BECCA	30	30	5	0	0	4	0	0	0	0
ITA	75	182	132	75	56	142	17	229	259	272
Juvenile Drug Court	0	0	0	0	0	0	0	0	0	0
Family Treatment Court	0	0	0	0	0	0	0	0	0	0
Plea Calendar	63	81	43	21	49	182	0	11	0	0
Status/Non-Compliance	0	5	0	0	0	0	0	0	0	0
Other or Unspecified	17	18	0	0	0	7	0	0	0	115
<b>By Reason</b>										
Vacation Backfill	187	345	85	190	96	1072	29	118	208	22
Medical Backfill	1151	1475	926	46	852	392	941	1588	1595	1696
Duty Time	32	127	62	69	42	317	15	38	55	30
Conference Coverage	84	76	53	0	83	0	0	8	18	17
Congestion	0	0	0	36	0	429	0	0	0	0
Vacancy Coverage	0	0	0	14	0	63	0	0	0	0
Other or Unspecified	0	0	0	0	0	44	0	0	0	115

(1) This table is based on the time sheet for compensation

(2) Judge FTE Equivalent = # of hours / [7.5 hours/day \* 20 days/month \* 3 months] = # of hours/450.

*Data for the most current quarter are incomplete at reporting time and will be updated in next quarterly report.*

*The Pro Tem hours are provided quarterly by the Administrative Services Department of King County Superior Court.*

Table 8. Ex Parte and Family Law Hearings and Documents Signed

<b>Ex Parte: Hearings Held and Documents Signed</b>								
	<b>2021Q1</b>		<b>2021Q2</b>		<b>2021Q3</b>		<b>2021Q4</b>	
	<b>Hearings</b>	<b>Documents Signed</b>	<b>Hearings</b>	<b>Documents Signed</b>	<b>Hearings</b>	<b>Documents Signed</b>	<b>Hearings</b>	<b>Documents Signed</b>
<b>KNT (EXP04/05)</b>								
Civil	138	443	144	342	147	732	120	733
Domestic	41	458	54	579	38	504	43	458
Probate/Guardianship	226	202	328	248	260	238	278	232
Adoption/Paternity	23	47	27	60	24	59	27	78
Ex Parte Judge Panel (EXP08)		714		592		599		521
Ex Parte Via Clerk (EXP06)		2941		2948		3117		2837
<b>KNT Subtotal</b>	<b>428</b>	<b>4805</b>	<b>553</b>	<b>4769</b>	<b>469</b>	<b>5249</b>	<b>468</b>	<b>4859</b>
<b>SEA (EXP01/02)</b>								
Civil	218	771	178	681	176	640	193	633
Domestic	56	528	50	591	72	649	69	660
Probate/Guardianship	577	577	669	590	650	620	679	544
Adoption/Paternity	74	166	62	135	62	152	57	172
Ex Parte Judge Panel (EXP08)		1655		1462		1612		1395
Ex Parte Via Clerk (EXP07)		6160		6409		6524		5958
<b>SEA Total</b>	<b>925</b>	<b>9857</b>	<b>959</b>	<b>9868</b>	<b>960</b>	<b>10197</b>	<b>998</b>	<b>9362</b>
<b>KNT/SEA Total</b>	<b>1353</b>	<b>14662</b>	<b>1512</b>	<b>14637</b>	<b>1429</b>	<b>15446</b>	<b>1466</b>	<b>14221</b>
<b>FAMILY LAW: Hearings Held and Documents Signed</b>								
	<b>2021Q1</b>		<b>2021Q2</b>		<b>2021Q3</b>		<b>2021Q4</b>	
	<b>Hearings</b>	<b>Documents Signed</b>	<b>Hearings</b>	<b>Documents Signed</b>	<b>Hearings</b>	<b>Documents Signed</b>	<b>Hearings</b>	<b>Documents Signed</b>
<b>KNT (FAM02)</b>								
Civil	900	1038	956	1111	972	1022	955	1007
Domestic	311	960	324	911	327	844	361	846
Adoption/Paternity	85	388	100	295	122	338	124	291
<b>KNT Subtotal</b>	<b>1296</b>	<b>2386</b>	<b>1380</b>	<b>2317</b>	<b>1421</b>	<b>2204</b>	<b>1440</b>	<b>2144</b>
<b>SEA (FAM01)</b>								
Civil	634	761	715	892	702	850	804	947
Domestic	428	1182	407	973	447	1167	453	964
Adoption/Paternity	32	316	42	313	25	259	30	230
<b>SEA Total</b>	<b>1094</b>	<b>2259</b>	<b>1164</b>	<b>2178</b>	<b>1174</b>	<b>2276</b>	<b>1287</b>	<b>2141</b>
<b>KNT/SEA Total</b>	<b>2390</b>	<b>4645</b>	<b>2544</b>	<b>4495</b>	<b>2595</b>	<b>4480</b>	<b>2727</b>	<b>4285</b>

## Appendix Glossary and Definition

### **Active Status**

A case is active if it is not on suspense status (see Suspense Status).

### **Adoption and Parentage Cases (case type 5)**

ADP - Adoption  
CFI - Confidential Intermediary  
CHN - Confidential Change of Name  
DIP - Disestablishment of Parentage  
MDS - Modification/Support Only  
MOD - Modification  
MSC - Miscellaneous  
OAA - Open Adoption Agreement  
PAD - De Facto Parentage  
PAG - Pre Birth Establish Parentage Genetic  
PAS - Establish Parentage Gestational Surrogacy  
PAT - Parentage  
PPR - Initial Pre Placement Report  
PRC - Parentage Rescission/Challenge  
PUR - Parentage (URES/UFSA)  
REL - Relinquishment  
ROB - Relocation Objection  
TER - Termination of Parental Rights

### **Case**

A case is defined as a filing with an assigned case number.

### **Civil Cases (case type 2, no RALJ)**

ALR - Administrative Law Review  
ALRLI - L&I Administrative Law Review  
AOD - Assurance of Discontinuance  
ASB - Asbestos  
ASP - Asbestos Personal Injury  
ASW - Asbestos Wrongful Death  
BAT - Petition to Appeal/Amend Ballot Title  
CAA - Motion to Confirm/Compel Arbitration Award  
CHN - Non Confidential Change of Name  
COL - Collection  
COM - Commercial  
CON - Condemnation  
CRP - Certificate of Restoration of Opportunity  
CRR - Petition for Certificate of Rehabilitation  
DOL - Appeal Licensing Revocation  
DSF - Notice of Deposit of Surplus Funds from Trustee's Sale of Real Property  
DVP - Domestic Violence  
ECP - Enforcement of Canadian Protection Order  
EOM - Emancipation of Minor  
FOR - Foreclosure  
FPO - Foreign Protection Order  
FVL - Motion to Show Cause /Fruivolous Lien  
HAR - Unlawful Harassment  
HSI - Application for Health & Safety Inspection  
INJ - Injunction  
IPL - Complaint for Interpleader  
LUP - Land Use Petition  
MAL - Other Malpractice  
MED - Medical Malpractice  
MER - Meretricious Relationships  
MHA - Malicious Harassment  
MSC - Miscellaneous  
MST - Minor Settlement  
MWP - Minor Work Permit  
NJF - Non Judicial Filing  
OSS - Petition to Issue Out of State Subpoena  
PBC - Petition for Birth Certificate Change  
PBJ - Petition for Justification /Bail Bond Company  
PCC - Petition for Civil Commitment  
PFA - Property Fairness Act  
PIN - Personal Injury

PPT - Petition for Perpetuation of Testimony  
PRA - Public Records Act  
PRG - Property Damage /Gangs  
PRP - Property Damage  
PVO - Petition for Vehicle Ownership  
QTI - Quiet Title  
RCV - Petition to Appoint Receiver  
RDR - Relief from Duty to Register  
RFR - Restoration of Firearms Rights  
RRC - Remove Restricted Covenant  
SCA - Small Claims Appeal  
SDR - School District /Required Action Plan  
SER - Subdivision Election Process Law Review  
SPC - Seizure of Property From Commission of a Crime  
SPR - Seizure of Property Resulting From a Crime  
STK - Stalking Protection  
SXP - Sexual Assault Protection  
TMV - Tort /Motor Vehicle  
TSS - Petition for Approval of Transfer of Structured Settlement  
TTO - Tort /Other  
UND - Unlawful Detainer  
VAP - Vulnerable Adult Protection Order  
VEP - Voter Election Process Law Review  
VVT - Victims of Motor Vehicle Theft /Civil Action  
WDE - Wrongful Death  
WHC - Writ of Habeas Corpus  
WMW - Miscellaneous Writs  
WRM - Writ of Mandamus  
WRR - Writ of Restitution  
WRV - Writ of Review  
XRP - Extreme Risk Protection Order

### **Civil Matters Filed with Clerk (case type 2)**

ABJ - Abstract of Judgment  
FJU - Foreign Judgment  
TAX - Tax Warrants  
TRJ - Transcript of Judgment  
CFJ - Petition for Order Granting Judgment on Confession of Judgment

### **Civil RALJ Cases (case type 2)**

LCA - Lower Court Appeal /Civil  
LCI - Lower Court Appeal /Infractions

### **Completion**

A case is completed if dispositive document is filed with the court following resolution.

### **Criminal Cases (case type 1, no RALJ)**

Adult criminal cases, excluding appeals from courts of limited jurisdiction. This reporting category includes the following crime categories within SCOMIS case type 1:

Homicide  
Sex Crime  
Robbery  
Assault  
Theft/Burglary  
Motor Vehicle Theft  
Controlled Substance  
Others

### **Criminal RALJ Cases (case type 1)**

CRJ - Criminal RALJ

### ***Domestic Cases (case type 3)***

CIR - Committed Intimate Relationship  
CUS - Child Custody  
DIC - Dissolution w/ Children  
DIN - Dissolution no Children  
DIS - Dissolution  
DPC - Dissolution of Domestic Partnership w/ Children  
DPN - Dissolution of Domestic Partnership /No Children  
FJU - Out of State Support Registration /Foreign Judgment  
INC - Annulment /Inv of Marriage w/ Children  
IND - Annulment /Inv of Domestic Partnership w/ Children  
INP - Invalidity, Domestic Partnership  
INV - Annulment /Invalidity  
MDS - Modification/Support Only  
MOD - Modification  
MSC - Miscellaneous  
MWA - Mandatory Wage Assignment  
OSC - Out of State Custody  
PPS - Parenting Plan / Child Support  
PSO - Petition for Entry of KC Support Order  
RCV - Relative Child Visitation  
RIC - Reciprocal, Resp in County  
ROB - Relocation /Objection  
ROC - Reciprocal, Resp out of County  
RVC - Relative Child Visits  
SDC - Legal Separation, Domestic Partnership w/ Children  
SEC - Legal Separation w/ Children  
SEP - Legal Separation  
SPD - Legal Separation, Domestic Partnership /No Children  
TSS - Structured Settlement

### ***Jury Trial***

A hearing is reported as a jury trial if the jury is impaneled.

### ***Juvenile BECCA Cases (case type 7)***

ARY - At Risk Youth  
CNS - Child In Need Of Services  
DDP - Developmental Disability  
DGN - Dependency Guardianship  
EFC - Extended Foster Care, Dependency  
GFC - Guardianship Foster Children  
RPR - Reinstatement of Parental Rights  
RVS - Relative Visitation  
TRU - Truancy  
VYG - Vulnerable Youth Guardianship

### ***Juvenile Dependency Cases (case type 7)***

DEP - Dependency  
TER - Termination of Parental Rights

### ***Juvenile Offender Cases (case type 8)***

Homicide  
Sex Crime  
Robbery  
Assault  
Theft/Burglary  
Motor Vehicle Theft

Controlled Substance  
Others

### ***Involuntary Treatment Act Cases (case type 6)***

Alcoholic Treatment (ALT)  
ITA - Adult (MI)  
ITA - Family (MIF)  
ITA - Juvenile (MIJ)

### ***Non-Jury Trial***

A hearing is reported as a non-jury trial if an opening statement is made, waived, or reserved.

### ***Pending Case***

A case is defined as pending if it is unresolved and active (not in suspense).

### ***Post-disposition Modifications***

Petition to modify parenting plan after the resolution of the original case, based on the modification schedule.

### ***Probate and Guardianship Cases (case type 5)***

ABS - Absentee  
AOS - Affidavit of Successor  
ASE - Affidavit of Small Estate  
DSC - Disclaimer  
EST - Estate  
FNW - Foreign Will  
G/E - Guardianship/Estate  
GDE - Guardianship of the Estate  
GDN - Guardianship  
GDP - Guardianship of the Person  
LGD - Limited Guardianship  
LGE - Limited Guardianship of the Estate  
LGP - Limited Guardianship of the Person  
MGD - Minor Guardianship  
MSC - Miscellaneous  
MST - Minor Settlement  
NJB - Non Judicial Binding/TEDRA Agreement  
NNC - Non Probate Notice to Creditor  
POA - Petition for Relief (RCW 11.94) /Power of Attorney  
RGR - Registration of Guardianship  
RTR - Registration of Trust /Trust Situs  
SNT - Special Needs Trust  
TDR - Trust/Estate Dispute Resolution  
TRS - Trust  
WLL - Will Only

### ***Resolution***

A case is resolved if all issues in the complaint are fully adjudicated.

### ***Suspended Case***

A case is placed in suspense status from active status during the reporting period.

### ***Suspense Status***

A case is on suspense status if it is on warrant, appeal, stay, mediation, arbitration ("Deferred Prosecution" is not a suspense status, but is treated as a resolution).

### ***Trial***

A hearing set before a judge or jury in which all the issues in the case are meant to be resolved. A trial normally includes opening statements to the court or jury stating what evidence will show, introduction of witnesses and exhibits for direct and cross examination, final arguments to the court or jury in which counsel argue both the evidence and the law, and judgment by the court or jury stating what the facts of the case are and what law applies to the facts. In a jury case, it also includes the selection of the jury. A trial can be held for one or more cases. A single trial may be held to adjudicate more than one case (as defined above).