



King County

Department of Judicial Administration

Barbara Miner

Director and Superior Court Clerk

(206) 296-9300 (206) 296-0100 TTY/TDD

King County Superior Court

Civil Department Statistical Report

September 2022

Department of Judicial Administration

Prepared by: Shiquan Liao, Ph.D., Statistician

October 15, 2022

Report #: CIVIL-2022-09

Seattle:
516 Third Avenue Room E609
Seattle, WA 98104-2386

Regional Justice Center:
401 Fourth Avenue North Room 2C
Kent, WA 98032-4429

Juvenile Division:
1211 East Alder Room 3015
Seattle, WA 98122-5598

Civil Statistics Summary

NOTE: Washington State Supreme Court orders related to the coronavirus pandemic, beginning March 2020, affect the statistics for the foreseeable future.

The civil statistics report provides an overview of the caseload for the civil department. The report includes the number of filings, number of resolutions, number of pending cases, age of resolved cases, and age of pending cases for both the SEA and MRJC locations.

The following categories are included in this report: **Civil, Domestic, Probate, Guardianship, Adoption, and Parentage.** This report includes all cases in these categories, regardless of whether or not a judge is assigned at filing.

Please note that the category of “civil” in the tables of this report is more narrowly defined. Readers are encouraged to check the Appendix at the end of this report for precise definition of the terminology used in this report.

- **Filings (Table 1, Figures 1)**

In September 2022, the number of filings was 2,758 cases. Of those cases filed in the month, 39% were MRJC cases, and the remaining 61% were SEA cases. The monthly average filings in 2022 are 2,636 cases in the categories in this report (civil, domestic, probate, guardianship, adoption, and parentage). The monthly average for filings in 2019, 2020 and 2021 were 3,083, 2,436, and 2,429 cases, respectively.

- **Resolutions (Table 2, Figures 2)**

The total resolutions in September 2022 were 2,501 cases. Of those cases resolved in the month, 40% of the resolutions were MRJC cases. The monthly average resolutions in 2022 are 2,539 cases. The monthly average for resolutions in 2019, 2020 and 2021 were 3,091, 2,378, and 2,450 cases, respectively.

- **The Age of Resolved Cases (Table 3)**

Table 3 shows the comparison between the court-adopted timeline standard (as suggested by the State Advisory Committee) with the actual age of resolved cases (time from filing to resolution). Even though the standard is not regularly met, the resolution time does not show any significant change over time.

- **Pending Caseload (Table 4, Figures 3) and Age of Pending Cases (Table 5)**

At the end of September 2022, the pending caseload for the civil department was 13,214 cases, 64% were SEA cases and 36% were MRJC cases. The age breakdown of pending cases is presented in Table 5. The pending caseload shows the following: SEA has 294 civil cases over 24 months, and 236 domestic cases over 18 months on its pending caseload. The MRJC has 269 general civil cases over 24 months and 211 domestic cases over 18 months on its pending caseload.

Conclusions: Filings in recent months have gradually increased from the low volume seen since COVID-19, but still lower than the pre-pandemic level. The resolution pace also reflects the same pattern of filing activities, gradually increasing from the low volume in 2020 and 2021. At the end of September 2022, the total pending caseload in the reporting categories was 13,214 cases. The pending caseload in the same reporting categories was 12,362, 13,567, 13,295, 15,059, 14,371, 14,085, and 12,941 at the year end of 2015, 2016, 2017, 2018, 2019, 2020, and 2021 respectively.

Figure 1. Monthly Filings for SEA, MRJC and SEA/MRJC Combined

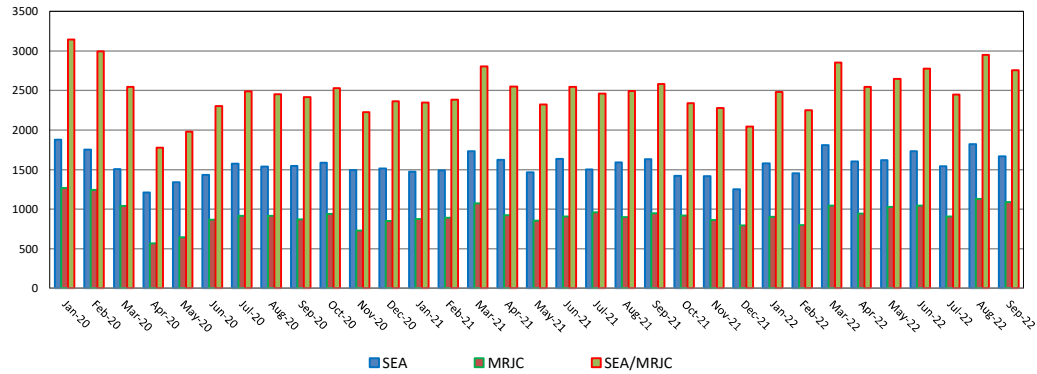


Figure 2. Monthly Resolutions for SEA, MRJC and SEA/MRJC Combined

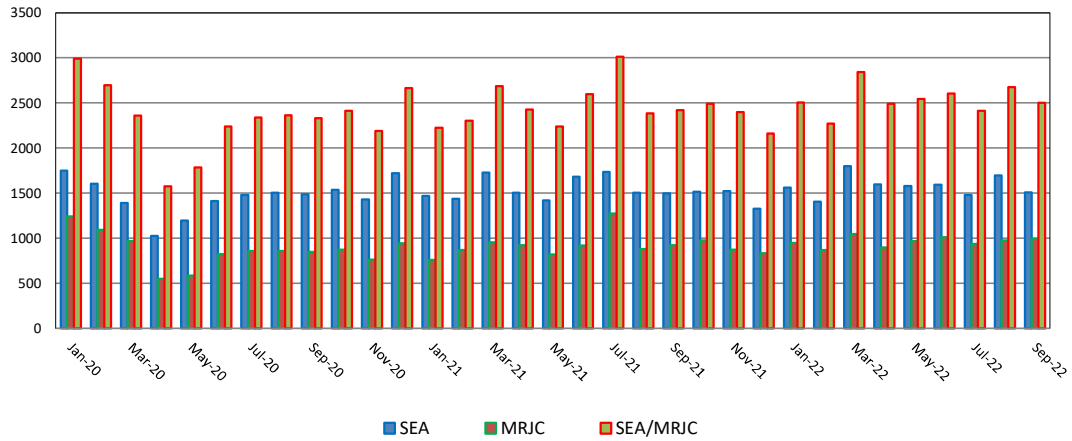


Figure 3. Monthly Pending Caseload for SEA, MRJC and SEA/MRJC Combined

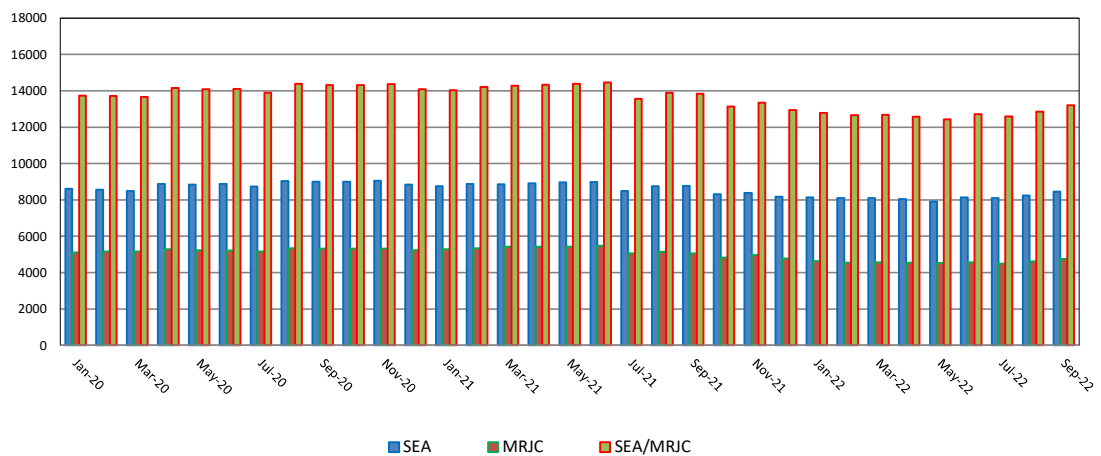


Table 1. Monthly New Filings

SEA	Jan	Feb	Mar	Apr	May	Jun	Jul	Aug	Sep	Oct	Nov	Dec
TOTAL - SEA												
2020	1879	1755	1504	1209	1340	1433	1575	1540	1547	1587	1495	1515
2021	1473	1490	1734	1626	1467	1638	1501	1592	1632	1422	1418	1251
2022	1578	1451	1810	1605	1620	1733	1543	1822	1669			
Civil - SEA												
2020	971	876	840	555	626	657	741	709	714	782	717	697
2021	662	705	761	713	685	699	712	673	717	632	598	577
2022	749	624	804	734	798	861	783	878	781			
Domestic - SEA												
2020	385	350	287	211	222	314	351	331	365	325	263	279
2021	276	276	352	338	297	341	300	389	390	268	319	237
2022	298	275	326	333	314	343	286	348	327			
Probate - SEA												
2020	441	429	315	382	430	394	419	417	387	383	415	460
2021	442	433	545	486	418	502	421	447	431	435	426	349
2022	489	507	612	473	433	466	387	507	480			
Guardianship - SEA												
2020	35	47	33	32	42	33	31	47	40	42	38	36
2021	52	44	36	47	38	46	33	48	52	55	47	60
2022	14	11	12	36	51	38	45	52	44			
Adoption - SEA												
2020	33	34	16	19	15	26	19	24	31	42	48	20
2021	25	22	22	25	19	32	24	16	20	21	16	19
2022	16	25	39	17	15	18	27	24	22			
Parentage - SEA												
2020	14	19	13	10	5	9	14	12	10	13	14	23
2021	16	10	18	17	10	18	11	19	22	11	12	9
2022	12	9	17	12	9	7	15	13	15			

MRJC	Jan	Feb	Mar	Apr	May	Jun	Jul	Aug	Sep	Oct	Nov	Dec
TOTAL - MRJC												
2020	1267	1242	1041	568	642	869	916	915	871	941	731	850
2021	875	893	1072	924	855	907	959	901	948	919	862	793
2022	905	801	1045	942	1028	1045	906	1129	1089			
Civil - MRJC												
2020	839	781	677	317	355	457	494	479	444	515	394	469
2021	473	475	523	451	426	479	492	465	489	463	416	399
2022	493	399	567	523	560	603	517	631	594			
Domestic - MRJC												
2020	229	237	194	112	108	212	232	219	230	226	159	186
2021	186	182	255	214	204	194	231	199	211	176	189	161
2022	179	165	223	199	214	182	167	237	235			
Probate - MRJC												
2020	155	153	129	121	127	159	144	168	155	157	139	148
2021	167	191	237	207	185	190	193	196	185	197	187	177
2022	192	201	215	174	182	197	166	185	205			
Guardianship - MRJC												
2020	19	31	15	12	29	26	18	19	19	19	22	22
2021	20	18	34	23	17	13	21	21	37	52	39	33
2022	15	15	18	29	47	41	33	51	23			
Adoption - MRJC												
2020	10	16	10	4	9	1	15	7	5	5	8	9
2021	5	8	7	9	7	10	3	6	7	9	12	4
2022	4	9	7	7	6	7	7	10	15			
Parentage - MRJC												
2020	15	24	16	1	14	14	13	23	18	19	9	16
2021	24	19	16	20	16	21	19	4	19	22	19	19
2022	22	12	15	10	19	15	16	15	17			

“Civil” includes all civil actions (including RALJ), except “Matters Filed with Clerk” (Petition for Order Granting Judgment on Confession of Judgment, Tax Warrants, Abstract of Judgment, Foreign Judgment, and Transcript of Judgment), Domestic, Probate, Guardianship, Adoption, and Paternity cases.

Table 2. Monthly Resolutions

SEA	Jan	Feb	Mar	Apr	May	Jun	Jul	Aug	Sep	Oct	Nov	Dec
TOTAL - SEA												
2020	1748	1603	1392	1024	1197	1414	1479	1504	1485	1538	1429	1722
2021	1467	1436	1729	1504	1418	1682	1738	1504	1496	1515	1524	1329
2022	1559	1403	1797	1594	1578	1593	1480	1697	1508			
Civil - SEA												
2020	919	849	777	484	513	665	717	749	751	759	667	773
2021	695	624	785	618	672	756	889	721	681	720	730	603
2022	734	622	808	733	783	781	744	808	676			
Domestic - SEA												
2020	329	283	256	183	224	310	294	272	285	341	302	410
2021	321	304	356	329	273	337	331	303	332	301	305	313
2022	357	276	387	300	308	296	299	342	298			
Probate - SEA												
2020	441	403	289	303	412	390	393	409	377	362	376	449
2021	402	444	507	475	395	507	440	411	406	418	408	329
2022	418	438	535	467	404	455	380	479	455			
Guardianship - SEA												
2020	25	34	46	41	27	29	28	39	33	29	36	45
2021	28	24	43	37	42	37	39	36	47	43	52	41
2022	35	37	32	47	38	32	33	42	47			
Adoption - SEA												
2020	15	21	15	8	10	18	29	21	21	29	33	36
2021	13	26	25	25	20	25	26	19	17	16	19	27
2022	13	16	29	29	30	22	15	19	18			
Parentage - SEA												
2020	19	13	9	5	1	2	18	14	18	18	15	9
2021	8	14	13	20	16	20	13	15	13	17	10	16
2022	12	14	26	18	15	7	9	7	14			

MRJC	Jan	Feb	Mar	Apr	May	Jun	Jul	Aug	Sep	Oct	Nov	Dec
TOTAL - MRJC												
2020	1242	1095	968	551	586	823	859	860	848	867	762	944
2021	760	868	957	923	819	918	1275	881	923	976	876	834
2022	948	869	1045	898	967	1012	934	977	993			
Civil - MRJC												
2020	801	677	650	305	325	427	461	499	447	460	390	476
2021	406	468	490	449	397	494	840	471	480	525	495	421
2022	499	442	553	504	487	564	521	544	561			
Domestic - MRJC												
2020	248	231	160	104	113	201	215	148	191	240	188	269
2021	194	197	215	232	198	210	221	195	218	202	177	173
2022	222	207	222	177	227	181	197	217	184			
Probate - MRJC												
2020	146	136	119	108	132	163	135	160	160	142	135	157
2021	131	160	206	198	176	176	173	182	180	190	153	171
2022	180	160	209	156	185	210	147	165	203			
Guardianship - MRJC												
2020	14	20	18	26	9	15	25	28	19	16	22	24
2021	15	15	20	25	26	18	11	10	23	36	26	42
2022	24	34	20	34	39	32	47	28	27			
Adoption - MRJC												
2020	12	8	8	7	4	2	14	6	13	2	4	3
2021	3	7	4	5	5	9	7	10	4	7	9	8
2022	5	4	18	4	9	5	7	5	7			
Parentage - MRJC												
2020	21	23	13	1	3	15	9	19	18	16	23	15
2021	11	21	22	14	17	11	23	13	18	16	16	19
2022	18	22	23	23	20	20	15	18	11			

“Civil” includes all civil actions (including RALJ), except “Matters Filed with Clerk” (Petition for Order Granting Judgment on Confession of Judgment, Tax Warrants, Abstract of Judgment, Foreign Judgment, and Transcript of Judgment), Domestic, Probate, Guardianship, Adoption, and Parentage cases.

Table 3. Percentage of Cases Resolved in Specified Time Intervals

SEA	Sep 2021	Oct 2021	Nov 2021	Dec 2021	Jan 2022	Feb 2022	Mar 2022	Apr 2022	May 2022	Jun 2022	Jul 2022	Aug 2022	Sep 2022
Civil - SEA													
90% in 12 months	82%	81%	76%	86%	81%	85%	84%	82%	84%	84%	84%	86%	86%
98% in 18 months	95%	92%	85%	95%	91%	94%	93%	92%	92%	95%	93%	95%	94%
100% in 24 months	97%	97%	91%	98%	95%	97%	97%	97%	94%	98%	96%	98%	97%
Domestic - SEA													
90% in 8 months	65%	60%	57%	65%	58%	62%	57%	61%	51%	57%	58%	57%	61%
98% in 10 months	71%	69%	66%	76%	67%	70%	66%	71%	66%	70%	68%	69%	69%
100% in 14 months	90%	82%	80%	86%	87%	90%	89%	89%	85%	89%	86%	90%	87%
Probate - SEA													
90% in 8 months	99%	99%	98%	98%	99%	99%	99%	98%	99%	98%	99%	99%	99%
98% in 18 months	100%	100%	100%	100%	100%	100%	100%	99%	100%	99%	100%	100%	100%
100% in 36 months	100%	100%	100%	100%	100%	100%	100%	100%	100%	100%	100%	100%	100%
Guardianship - SEA													
90% in 8 months	87%	91%	96%	98%	94%	100%	84%	89%	95%	97%	100%	95%	96%
98% in 18 months	96%	100%	96%	100%	100%	100%	100%	100%	97%	100%	100%	100%	100%
100% in 36 months	96%	100%	98%	100%	100%	100%	100%	100%	97%	100%	100%	100%	100%
Adoption - SEA													
90% in 8 months	88%	94%	95%	89%	69%	81%	62%	79%	80%	68%	67%	79%	72%
98% in 10 months	88%	94%	95%	93%	77%	81%	76%	83%	80%	82%	73%	89%	78%
100% in 14 months	94%	100%	95%	93%	85%	94%	76%	83%	80%	91%	80%	95%	83%
Parentage - SEA													
90% in 8 months	62%	82%	30%	75%	75%	71%	77%	83%	80%	57%	89%	71%	93%
98% in 10 months	62%	82%	50%	94%	75%	86%	81%	89%	80%	71%	89%	71%	100%
100% in 14 months	77%	94%	50%	94%	75%	86%	92%	95%	87%	86%	89%	86%	100%
MRJC													
Civil - MRJC													
90% in 12 months	79%	89%	81%	90%	85%	92%	89%	90%	89%	91%	91%	91%	92%
98% in 18 months	92%	95%	88%	97%	93%	96%	96%	96%	96%	97%	97%	97%	96%
100% in 24 months	99%	98%	93%	98%	95%	99%	97%	98%	97%	99%	98%	99%	98%
Domestic - MRJC													
90% in 8 months	57%	49%	48%	59%	53%	52%	51%	50%	49%	57%	53%	51%	58%
98% in 10 months	63%	60%	60%	74%	65%	62%	63%	57%	59%	65%	60%	62%	65%
100% in 14 months	86%	75%	73%	89%	84%	87%	85%	84%	82%	87%	87%	88%	88%
Probate - MRJC													
90% in 8 months	98%	99%	98%	99%	98%	98%	100%	97%	96%	98%	99%	98%	99%
98% in 18 months	99%	99%	99%	99%	100%	99%	100%	99%	99%	100%	100%	98%	100%
100% in 36 months	100%	100%	99%	100%	100%	100%	100%	100%	100%	100%	100%	100%	100%
Guardianship - MRJC													
90% in 8 months	91%	100%	92%	95%	88%	100%	90%	62%	97%	100%	75%	93%	93%
98% in 18 months	100%	100%	100%	100%	96%	100%	100%	100%	100%	100%	100%	100%	100%
100% in 36 months	100%	100%	100%	100%	100%	100%	100%	100%	100%	100%	100%	100%	100%
Adoption - MRJC													
90% in 8 months	100%	86%	89%	75%	100%	75%	50%	75%	56%	100%	71%	60%	100%
98% in 10 months	100%	100%	100%	88%	100%	75%	50%	75%	56%	100%	71%	60%	100%
100% in 14 months	100%	100%	100%	88%	100%	75%	50%	75%	56%	100%	71%	60%	100%
Parentage - MRJC													
90% in 8 months	50%	38%	56%	32%	61%	68%	57%	44%	60%	50%	33%	44%	82%
98% in 10 months	67%	56%	63%	63%	83%	86%	74%	65%	65%	60%	53%	61%	91%
100% in 14 months	83%	63%	69%	79%	89%	96%	87%	65%	75%	70%	80%	72%	100%

Age of resolved cases – the time between filing and resolution, minus any suspense time if applicable.

Court adopted time guideline (based on suggestion from BJA State Advisory Committee, see LCR 4 official comment): (a) Civil - 90% by 360 days (12 months), 98% by 540 days (18 months); (b) Domestic - 90% by 240 days (8 months), 98% by 300 days (10 months); (c) Probate/Guardianship - 90% by 240 days (8 months), 98% by 540 days (18 months); (d) Adoption/Parentage - 90% by 240 days (8 months); 98% by 300 days (10 months).

“Civil” includes all civil actions (including RALJ), except “Matters Filed with Clerk” (Petition for Order Granting Judgment on Confession of Judgment, Tax Warrants, Abstract of Judgment, Foreign Judgment, and Transcript of Judgment), Domestic, Probate, Guardianship, Adoption, and Parentage cases.

Table 4. Pending Caseload at the End of the Month

SEA	Jan	Feb	Mar	Apr	May	Jun	Jul	Aug	Sep	Oct	Nov	Dec
TOTAL - SEA												
2020	8611	8550	8504	8879	8853	8873	8735	9036	8999	8996	9053	8845
2021	8759	8876	8860	8916	8968	8976	8503	8747	8775	8312	8379	8179
2022	8138	8111	8102	8036	7906	8140	8099	8239	8460			
Civil - SEA												
2020	5165	5043	5033	5217	5218	5189	5043	5191	5128	5131	5153	5074
2021	4932	5028	4993	5019	5028	4991	4650	4686	4652	4308	4297	4215
2022	4151	4209	4177	4156	4086	4230	4203	4290	4428			
Domestic - SEA												
2020	2580	2596	2571	2694	2647	2669	2657	2789	2816	2778	2755	2612
2021	2584	2590	2583	2581	2612	2634	2518	2674	2695	2579	2642	2527
2022	2494	2483	2522	2509	2478	2555	2509	2531	2580			
Probate - SEA												
2020	485	513	515	566	572	582	622	623	620	639	678	700
2021	742	747	782	807	832	839	837	876	863	854	868	884
2022	960	934	937	864	862	866	876	895	916			
Guardianship - SEA												
2020	157	162	146	143	158	163	162	172	175	191	196	184
2021	210	231	221	230	226	236	231	238	285	296	291	291
2022	270	225	196	260	266	274	279	283	287			
Adoption - SEA												
2020	140	152	151	164	158	165	152	161	172	180	193	182
2021	193	187	185	185	183	189	179	184	185	187	190	176
2022	177	182	197	182	158	156	169	175	178			
Parentage - SEA												
2020	84	84	88	95	100	105	99	100	88	77	78	93
2021	98	93	96	94	87	87	88	89	95	88	91	86
2022	86	78	73	65	56	56	63	65	71			

MRJC	Jan	Feb	Mar	Apr	May	Jun	Jul	Aug	Sep	Oct	Nov	Dec
TOTAL - MRJC												
2020	5116	5168	5161	5283	5232	5230	5158	5348	5317	5332	5312	5240
2021	5273	5340	5426	5422	5423	5480	5048	5142	5065	4829	4971	4762
2022	4638	4544	4567	4548	4528	4570	4488	4616	4754			
Civil - MRJC												
2020	2702	2755	2754	2802	2750	2747	2691	2723	2725	2733	2741	2747
2021	2741	2778	2773	2767	2777	2801	2398	2406	2359	2181	2200	2050
2022	2007	1990	2016	2008	2026	2072	2049	2112	2158			
Domestic - MRJC												
2020	1867	1840	1830	1885	1856	1842	1825	1957	1957	1932	1914	1833
2021	1823	1821	1863	1855	1845	1852	1817	1869	1831	1760	1816	1790
2022	1727	1695	1748	1757	1724	1739	1675	1695	1779			
Probate - MRJC												
2020	236	252	263	287	279	287	294	316	303	321	329	323
2021	355	390	419	429	435	452	467	485	422	421	459	455
2022	460	452	418	373	368	350	368	383	386			
Guardianship - MRJC												
2020	96	99	94	89	111	122	116	110	106	110	108	106
2021	113	115	130	129	118	114	118	131	206	218	232	214
2022	193	158	152	190	197	200	188	211	205			
Adoption - MRJC												
2020	64	68	69	67	71	69	69	72	65	66	71	76
2021	78	80	84	86	88	91	84	82	84	85	88	84
2022	83	82	75	78	74	75	73	80	87			
Parentage - MRJC												
2020	151	154	151	153	165	163	163	170	161	160	149	155
2021	163	156	157	156	160	170	164	169	163	164	176	169
2022	168	167	158	142	139	134	135	135	139			

SEA/MRJC	Jan	Feb	Mar	Apr	May	Jun	Jul	Aug	Sep	Oct	Nov	Dec
2020	13727	13718	13665	14162	14085	14103	13893	14384	14316	14318	14365	14085
2021	14032	14216	14286	14338	14391	14456	13551	13889	13840	13141	13350	12941
2022	12776	12655	12669	12584	12434	12710	12587	12855	13214			

Pending caseload = cases remain active and unresolved at the end of reporting period, excluding cases on suspense status (in arbitration, appeal).
 "Civil" includes all civil actions (including RALJ), except "Matters Filed with Clerk" (Petition for Order Granting Judgment on Confession of Judgment, Tax Warrants, Abstract of Judgment, Foreign Judgment, and Transcript of Judgment), Domestic, Probate, Guardianship, Adoption, and Parentage cases.

Table 5. Age of Pending Cases

SEA	Sep 2021	Oct 2021	Nov 2021	Dec 2021	Jan 2022	Feb 2022	Mar 2022	Apr 2022	May 2022	Jun 2022	Jul 2022	Aug 2022	Sep 2022
Civil – SEA													
Median Age (50 th percentile) *	191	188	189	197	182	179	172	165	161	156	157	157	156
# of Cases in Age Interval													
0 - 120 days (0 - 4 months)	1653	1532	1504	1436	1528	1587	1652	1711	1671	1761	1741	1797	1835
121 - 240 days (5 - 8 months)	1045	1007	1042	1022	977	972	935	890	921	957	972	1015	1042
241 - 360 days (9 - 12 months)	646	645	647	668	672	664	644	640	634	638	623	597	653
361 - 540 days (13 - 18 months)	490	476	513	487	453	476	437	415	391	398	406	420	426
541 - 720 days (19 - 24 months)	433	292	268	265	244	207	208	205	201	205	192	193	178
> 720 days (> 24 months)	385	356	323	337	277	303	301	295	268	271	269	268	294
Domestic – SEA													
Median Age (50 th percentile) *	140	133	139	152	158	158	156	152	138	136	138	136	138
# of Cases in Age Interval													
0 - 120 days (0 - 4 months)	1235	1190	1212	1027	1008	1017	1037	1124	1146	1184	1145	1148	1166
121 - 240 days (5 - 8 months)	630	628	631	673	695	669	681	558	539	561	557	637	664
241 - 360 days (9 - 12 months)	330	323	364	387	360	374	369	398	377	377	389	317	312
361 - 540 days (13 - 18 months)	179	175	174	173	173	167	173	178	183	198	189	198	202
> 540 days (> 18 months)	321	263	261	267	258	256	262	251	233	235	229	231	236
Probate – SEA													
Median Age (50 th percentile) *	340	362	371	393	367	346	297	367	388	408	428	409	418
# of Cases in Age Interval													
0 - 120 days (0 - 4 months)	224	226	230	216	268	271	326	256	256	248	224	229	217
121 - 240 days (5 - 8 months)	117	101	105	109	116	114	104	88	84	91	102	117	134
241 - 360 days (9 - 12 months)	103	98	88	89	92	94	82	80	78	77	86	74	71
361 - 540 days (13 - 18 months)	98	98	99	112	112	94	61	67	56	58	63	69	83
> 540 days (> 18 months)	321	331	346	358	372	361	364	373	388	392	401	406	411
Guardianship – SEA													
Median Age (50 th percentile) *	172	181	223	204	254	323	362	235	246	265	262	273	295
# of Cases in Age Interval													
0 - 120 days (0 - 4 months)	119	132	111	112	91	54	30	95	98	99	100	108	101
121 - 240 days (5 - 8 months)	44	34	45	43	40	42	39	36	33	36	33	24	35
241 - 360 days (9 - 12 months)	22	28	30	33	33	23	29	28	30	34	32	33	24
361 - 540 days (13 - 18 months)	37	33	28	25	26	30	23	24	27	23	29	27	32
> 540 days (> 18 months)	63	69	77	78	80	76	75	77	78	82	85	91	95
Adoption – SEA													
Median Age (50 th percentile) *	359	381	398	451	463	460	358	427	562	550	404	400	328
# of Cases in Age Interval													
0 - 120 days (0 - 4 months)	46	41	40	36	39	49	64	53	36	41	45	55	59
121 - 240 days (5 - 8 months)	27	25	27	20	19	16	20	21	19	22	26	21	22
241 - 360 days (9 - 12 months)	20	24	20	19	17	14	15	13	13	8	9	10	10
361 - 540 days (13 - 18 months)	11	16	22	19	19	20	16	15	10	8	8	7	8
> 540 days (> 18 months)	81	81	81	82	83	83	82	80	80	80	81	82	79
Parentage – SEA													
Median Age (50 th percentile) *	121	123	119	137	139	156	142	117	111	131	119	105	86
# of Cases in Age Interval													
0 - 120 days (0 - 4 months)	47	43	46	42	35	34	34	34	31	27	32	35	41
121 - 240 days (5 - 8 months)	18	21	22	17	25	18	17	9	8	13	16	13	12
241 - 360 days (9 - 12 months)	11	7	5	11	13	15	12	10	8	5	5	5	5
361 - 540 days (13 - 18 months)	6	9	8	6	3	3	4	4	5	7	7	9	9
> 540 days (> 18 months)	13	8	10	10	10	8	6	8	4	4	3	3	4

*Age of active pending cases is time elapsed from filing date to the end of the reporting period, minus any suspense time (in appeal, stay, mediation, arbitration) if applicable. The “median age” indicates the age of half (50%) of the pending cases (half are more, half are less) than the number of days indicated in the table.

“Civil” includes all civil actions (including RALJ), except “Matters Filed with Clerk” (Petition for Order Granting Judgment on Confession of Judgment, Tax Warrants, Abstract of Judgment, Foreign Judgment, and Transcript of Judgment), Domestic, Probate, Guardianship, Adoption, and Paternity cases.

Table 5. Age of Pending Cases (cont.)

MRJC	Sep 2021	Oct 2021	Nov 2021	Dec 2021	Jan 2022	Feb 2022	Mar 2022	Apr 2022	May 2022	Jun 2022	Jul 2022	Aug 2022	Sep 2022
Civil - MRJC													
Median Age (50 th percentile) *	200	189	193	198	189	196	176	170	152	149	146	142	148
# of Cases in Age Interval													
0 - 120 days (0 - 4 months)	836	796	790	728	751	740	800	830	877	912	917	940	945
121 - 240 days (5 - 8 months)	480	467	464	438	412	386	390	371	400	415	389	426	458
241 - 360 days (9 - 12 months)	316	304	326	299	296	300	276	260	219	223	244	249	263
361 - 540 days (13 - 18 months)	200	190	184	186	174	187	180	181	178	168	149	151	150
541 - 720 days (19 - 24 months)	267	202	218	194	149	96	76	81	70	74	77	72	73
> 720 days (> 24 months)	260	222	218	205	225	281	294	285	282	280	273	274	269
Domestic- MRJC													
Median Age (50 th percentile) *	161	163	163	170	180	175	175	167	155	154	154	154	148
# of Cases in Age Interval													
0 - 120 days (0 - 4 months)	749	725	701	657	623	630	662	725	740	731	685	707	771
121 - 240 days (5 - 8 months)	448	441	485	476	473	440	444	388	378	389	387	430	428
241 - 360 days (9 - 12 months)	220	217	267	285	260	266	287	286	283	284	262	232	240
361 - 540 days (13 - 18 months)	133	122	119	117	123	112	115	130	115	129	134	117	129
> 540 days (> 18 months)	281	181	244	255	248	247	240	228	208	206	207	209	211
Probate - MRJC													
Median Age (50 th percentile) *	327	336	314	331	348	321	305	403	433	498	464	387	409
# of Cases in Age Interval													
0 - 120 days (0 - 4 months)	113	123	148	129	133	150	142	114	111	89	108	117	112
121 - 240 days (5 - 8 months)	67	47	44	55	50	57	54	37	37	38	34	39	37
241 - 360 days (9 - 12 months)	43	50	54	54	53	39	26	29	29	35	31	27	34
361 - 540 days (13 - 18 months)	40	42	47	45	44	47	36	30	26	20	24	24	23
> 540 days (> 18 months)	159	76	166	172	180	159	160	163	165	168	171	176	180
Guardianship - MRJC													
Median Age (50 th percentile) *	146	139	153	170	202	244	255	174	166	185	153	129	159
# of Cases in Age Interval													
0 - 120 days (0 - 4 months)	94	95	104	91	67	35	36	82	88	84	81	101	88
121 - 240 days (5 - 8 months)	41	45	43	38	44	41	37	36	32	27	29	28	33
241 - 360 days (9 - 12 months)	18	22	26	26	28	32	30	27	29	34	26	29	26
361 - 540 days (13 - 18 months)	12	12	9	14	13	20	20	14	15	19	16	13	14
> 540 days (> 18 months)	41	33	50	45	41	30	29	31	33	36	36	40	44
Adoption - MRJC													
Median Age (50 th percentile) *	609	633	651	701	739	760	848	821	833	857	900	897	597
# of Cases in Age Interval													
0 - 120 days (0 - 4 months)	10	12	17	14	12	14	10	13	12	14	12	17	23
121 - 240 days (5 - 8 months)	10	6	4	2	4	3	9	10	9	8	5	7	7
241 - 360 days (9 - 12 months)	14	14	10	8	5	4	4	1	3	3	9	9	8
361 - 540 days (13 - 18 months)	2	4	8	10	12	12	7	8	7	6	4	3	4
> 540 days (> 18 months)	48	14	49	50	50	49	45	46	43	44	43	44	45
Parentage - MRJC													
Median Age (50 th percentile) *	154	143	160	162	151	158	156	167	166	168	165	156	157
# of Cases in Age Interval													
0 - 120 days (0 - 4 months)	68	65	68	71	73	66	64	55	50	53	56	59	56
121 - 240 days (5 - 8 months)	47	52	51	47	47	44	38	41	49	37	34	36	31
241 - 360 days (9 - 12 months)	25	30	36	31	20	25	23	20	18	22	22	20	32
361 - 540 days (13 - 18 months)	11	11	15	12	20	24	24	18	15	15	14	12	11
> 540 days (> 18 months)	12	17	6	8	8	8	9	8	7	7	9	8	9

*Age of active pending cases is time elapsed from filing date to the end of the reporting period, minus any suspense time (in appeal, stay, mediation, arbitration) if applicable. The "median age" indicates the age of half (50%) of the pending cases (half are more, half are less) than the number of days indicated in the table.

"Civil" includes all civil actions (including RALJ), except "Matters Filed with Clerk" (Petition for Order Granting Judgment on Confession of Judgment, Tax Warrants, Abstract of Judgment, Foreign Judgment, and Transcript of Judgment), Domestic, Probate, Guardianship, Adoption, and Parentage cases.

Table 6. SEA/MRJC Filings, Resolutions, and Pending Caseload as a Percentage of All Cases

	Sep 2021	Oct 2021	Nov 2021	Dec 2021	Jan 2022	Feb 2022	Mar 2022	Apr 2022	May 2022	Jun 2022	Jul 2022	Aug 2022	Sep 2022
Total Filings	2580	2341	2280	2044	2483	2252	2855	2547	2648	2778	2449	2951	2758
SEA - # of Cases Filed	1632	1422	1418	1251	1578	1451	1810	1605	1620	1733	1543	1822	1669
MRJC - # of Cases Filed	948	919	862	793	905	801	1045	942	1028	1045	906	1129	1089
SEA %	63%	61%	62%	61%	64%	64%	63%	63%	61%	62%	63%	62%	61%
MRJC %	37%	39%	38%	39%	36%	36%	37%	37%	39%	38%	37%	38%	39%
Total Resolutions	2419	2491	2400	2163	2507	2272	2842	2492	2545	2605	2414	2674	2501
SEA - # of Cases Resolved	1496	1515	1524	1329	1559	1403	1797	1594	1578	1593	1480	1697	1508
MRJC - # of Cases Resolved	923	976	876	834	948	869	1045	898	967	1012	934	977	993
SEA %	62%	61%	63%	61%	62%	62%	63%	64%	62%	61%	61%	63%	60%
MRJC %	38%	39%	37%	39%	38%	38%	37%	36%	38%	39%	39%	37%	40%
Total Pending Cases	13840	13141	13350	12941	12776	12655	12669	12584	12434	12710	12587	12855	13214
SEA - # of Cases Pending	8775	8312	8379	8179	8138	8111	8102	8036	7906	8140	8099	8239	8460
MRJC - # of Cases Pending	5065	4829	4971	4762	4638	4544	4567	4548	4528	4570	4488	4616	4754
SEA %	63%	63%	63%	63%	64%	64%	64%	64%	64%	64%	64%	64%	64%
MRJC %	37%	37%	37%	37%	36%	36%	36%	36%	36%	36%	36%	36%	36%

All civil actions (including RALJ), except "Matters Filed with Clerk" (Petition for Order Granting Judgment on Confession of Judgment, Tax Warrants, Abstract of Judgment, Foreign Judgment, and Transcript of Judgment), Domestic, Probate, Guardianship, Adoption, and Parentage cases.

Appendix Glossary and Definition

Active Status

A case is active if it is not on suspense status (see Suspense Status).

Adoption and Parentage Cases (case type 5)

ADP - Adoption
CFI - Confidential Intermediary
CHN - Confidential Change of Name
DIP - Disestablishment of Parentage
MDS - Modification/Support Only
MOD - Modification
MSC - Miscellaneous
OAA - Open Adoption Agreement
PAD - De Facto Parentage
PAG - Pre Birth Establish Parentage Genetic
PAS - Establish Parentage Gestational Surrogacy
PAT - Parentage
PPR - Initial Pre Placement Report
PRC - Parentage Rescission/Challenge
PUR - Parentage (URESAs/UIFSA)
REL - Relinquishment
ROB - Relocation Objection
TER - Termination of Parental Rights

Case

A case is defined as a filing with an assigned case number.

Civil Cases (case type 2, no RALJ)

ALR - Administrative Law Review
ALRLI - L&I Administrative Law Review
AOD - Assurance of Discontinuance
ASB - Asbestos
ASP - Asbestos Personal Injury
ASW - Asbestos Wrongful Death
BAT - Petition to Appeal/Amend Ballot Title
CAA - Motion to Confirm/Compel Arbitration Award
CFJ - Petition for Order Granting Judgment on Confession of Judgment
CHN - Non Confidential Change of Name
COL - Collection
COM - Commercial
CON - Condemnation
CRP - Certificate of Restoration of Opportunity
CRR - Petition for Certificate of Rehabilitation
DOL - Appeal Licensing Revocation
DSF - Notice of Deposit of Surplus Funds from Trustee's Sale of Real Property
DVP - Domestic Violence
ECP - Enforcement of Canadian Protection Order
EOM - Emancipation of Minor
FOR - Foreclosure
FPO - Foreign Protection Order
FVL - Motion to Show Cause /Frivolous Lien
HAR - Unlawful Harassment
HSI - Application for Health & Safety Inspection
INJ - Injunction
IPL - Complaint for Interpleader
LUP - Land Use Petition
MAL - Other Malpractice
MED - Medical Malpractice
MER - Meretricious Relationships
MHA - Malicious Harassment
MSC - Miscellaneous
MST - Minor Settlement
MWP - Minor Work Permit
NJF - Non Judicial Filing
OSS - Petition to Issue Out of State Subpoena
PBC - Petition for Birth Certificate Change
PBJ - Petition for Justification /Bail Bond Company
PCC - Petition for Civil Commitment
PFA - Property Fairness Act
PIN - Personal Injury
PPT - Petition for Perpetuation of Testimony
PRA - Public Records Act

PRG - Property Damage /Gangs
PRP - Property Damage
PVO - Petition for Vehicle Ownership
QTI - Quiet Title
RCV - Petition to Appoint Receiver
RDR - Relief from Duty to Register
RFR - Restoration of Firearms Rights
RRC - Remove Restricted Covenant
SCA - Small Claims Appeal
SDR - School District /Required Action Plan
SER - Subdivision Election Process Law Review
SPC - Seizure of Property From Commission of a Crime
SPR - Seizure of Property Resulting From a Crime
STK - Stalking Protection
SXP - Sexual Assault Protection
TMV - Tort /Motor Vehicle
TSS - Petition for Approval of Transfer of Structured Settlement
TTO - Tort /Other
UND - Unlawful Detainer
VAP - Vulnerable Adult Protection Order
VEP - Voter Election Process Law Review
VVT - Victims of Motor Vehicle Theft /Civil Action
WDE - Wrongful Death
WHC - Writ of Habeas Corpus
WMW - Miscellaneous Writs
WRM - Writ of Mandamus
WRR - Writ of Restitution
WRV - Writ of Review
XRP - Extreme Risk Protection Order

Completion

A case is completed if dispositive document is filed with the court following resolution.

Domestic Cases (case type 3)

CIR - Committed Intimate Relationship
CUS - Child Custody
DIC - Dissolution w/ Children
DIN - Dissolution no Children
DIS - Dissolution
DPC - Dissolution of Domestic Partnership w/ Children
DPN - Dissolution of Domestic Partnership /No Children
FIU - Out of State Support Registration /Foreign Judgment
INC - Annulment /Inv of Marriage w/ Children
IND - Annulment /Inv of Domestic Partnership w/ Children
INP - Invalidity, Domestic Partnership
INV - Annulment /Invalidity
MDS - Modification/Support Only
MOD - Modification
MSC - Miscellaneous
MWA - Mandatory Wage Assignment
OSC - Out of State Custody
PPS - Parenting Plan / Child Support
PSO - Petition for Entry of KC Support Order
RCV - Relative Child Visitation
RIC - Reciprocal, Resp in County
ROB - Relocation /Objection
ROC - Reciprocal, Resp out of County
RVC - Relative Child Visits
SDC - Legal Separation, Domestic Partnership w/ Children
SEC - Legal Separation w/ Children
SEP - Legal Separation
SPD - Legal Separation, Domestic Partnership /No Children
TSS - Structured Settlement
EFC - Extended Foster Care, Dependency
GFC - Guardianship Foster Children
RPR - Reinstatement of Parental Rights
RVS - Relative Visitation
TRU - Truancy
VYG - Vulnerable Youth Guardianship

Probate and Guardianship Cases (case type 4)

ABS - Absentee
AOS - Affidavit of Successor
ASE - Affidavit of Small Estate
DSC - Disclaimer
EST - Estate
FNW - Foreign Will
G/E - Guardianship/Estate
GDE - Guardianship of the Estate
GDN - Guardianship
GDP - Guardianship of the Person
LGD - Limited Guardianship
LGE - Limited Guardianship of the Estate
LGP - Limited Guardianship of the Person
MGD - Minor Guardianship
MSC - Miscellaneous
MST - Minor Settlement
NJB - Non Judicial Binding/TEDRA Agreement
NNC - Non Probate Notice to Creditor
POA - Petition for Relief (RCW 11.94) /Power of Attorney
RGR - Registration of Guardianship
RTR - Registration of Trust /Trust Situs
SNT - Special Needs Trust
TDR - Trust/Estate Dispute Resolution
TRS - Trust
WLL - Will Only

Resolution

A case is resolved if all issues in the complaint are fully adjudicated.

Suspended Case

A case is placed in suspense status from active status during the reporting period.

Suspense Status

A case is on suspense status if it is on warrant, appeal, stay, mediation, arbitration ("Deferred Prosecution" is not a suspense status, but is treated as a resolution).