



# King County

Department of Judicial Administration

*Barbara Miner*

*Director and Superior Court Clerk*

(206) 296-9300 (206) 296-0100 TTY/TDD

King County Superior Court

## Quarterly Statistical Report

Second Quarter 2022

Department of Judicial Administration

Prepared by: Shiquan Liao, Ph.D., Statistician

*July 15, 2022*

**Report #: QTR-2022-02**

*Seattle:*  
516 Third Avenue Room E609  
Seattle, WA 98104-2386

*Regional Justice Center:*  
401 Fourth Avenue North Room 2C  
Kent, WA 98032-4429

*Juvenile Division:*  
1211 East Alder Room 3015  
Seattle, WA 98122-5598

# Quarterly Report Summary

*King County Superior Court*

**NOTE: Washington State Supreme Court orders related to the coronavirus pandemic, beginning March 2020, affect the statistics for the foreseeable future.**

## Highlights

- **Criminal Cases** -- The criminal filings in the first half of 2022 were higher than in 2021, showing a 9.5% increase from 2021. The criminal filings (excluding RALJ) in the first half of 2022 were 2,459 cases, with MRJC accounting for 38% of the total cases. The number of resolutions of criminal cases in the first half of 2022 was 2,339 cases. The pending criminal caseload at the end of June 2022 was 4,248 cases (excluding RALJ). Of the 4,248 pending criminal cases, 43% were the MRJC cases.
- **Civil Cases**. Filings in civil cases (case type 2) in the first half of 2022 were higher than 2021 as well (+9.4%). The civil resolutions were slightly lower than the filing volume in the same period. The pending civil caseload was 6,270 cases at the end of June 2022, a low volume. MRJC had 33% of the civil pending caseload.
- **Domestic Cases**. Domestic case (case type 3) filings in the first half of 2022 were slightly lower than 2021 (-2%), totaling 3,051 cases. The resolutions of domestic cases matched the filing volume in the same period. The pending domestic caseload was 4,294 cases at the end of June 2022, with 41% being the MRJC cases.
- **ITA Cases**. The filings of ITA cases in 2022 remained at a high level. A total of 2,813 ITA cases were filed in the first half of 2022, up 5.7% from the same period in 2021. The number of ITA cases remaining to be adjudicated at the end of June 2022 was 337 cases.
- **Juvenile Dependency/Termination (DEP/TER) and At-risk Youth (ARY)/Child-in-Need of Service (CHINS) Cases**. In the first half of 2022, the filing volume in juvenile-related categories showed different patterns when compared to that in 2021: dependency filings up 5.8%, termination down 9.3%, and ARY/CHINS/others up 9.7%. Court also started to receive a significant number of truancy cases in 2022 after a pause during the Covid pandemic. At the end of June 2022, there were 260 dependency cases, 232 termination cases, and 125 ARY/CHINS/Other cases pending resolution.
- **Juvenile Offender Cases**. The juvenile offender filings in 2022 remains low. In the first half of 2022, 219 offender cases were filed, a 5.3% increase from 2021. The resolution pace for juvenile offender cases was slower than the filing pace in the same period. At the end of the June 2022, there were just 256 juvenile offender pending cases, a very low volume.
- **Pro Tem Use**. In the first two quarters of 2022, the daily Pro Tem use by the court was 2 FTEs and 4.8 FTES respectively.
- **Post-resolution Modifications (Table 1-A)**. In the first half of 2022, there were 313 post-resolution modifications filed (both parenting plan and relocation modifications).
- **Active re-opened cases and family law modification cases (Table 4-A)**. At the end of June 2022, there were 654 active re-opened cases and 531 active family law modification cases.

Table 1. Year-to-Date Filing Activity

King County Superior Court

Reporting Category	Year-to-Date (Jan – Jun) and Annual Filing Activity <sup>(1)</sup>					2021-2022 change (+ means “increase”)		% of 2022 Total Filing <sup>(2)</sup>
	2018	2019	2020	2021	2022	Cases	Percentage	
<b>Total (incl. RALJ)</b>								
Year-to-Date Filing	27766	26886	21417	20508	22311	+1803	+8.8%	
Annual Filing	53835	52889	43103	40249				
<b>Criminal (excl. RALJ)</b>								
Year-to-Date Filing	3017	2937	2777	2246	2459	+213	+9.5%	11.0%
Annual Filing	5989	6607	5877	4658				
<b>Civil (excl. RALJ)</b>								
Year-to-Date Filing	11191	10842	7940	7019	7680	+661	+9.4%	34.4%
Annual Filing	22217	21202	15352	13624				
<b>Domestic</b>								
Year-to-Date Filing	3888	3560	2861	3115	3051	-64	-2.1%	13.7%
Annual Filing	7640	7280	6163	6184				
<b>Probate</b>								
Year-to-Date Filing	3380	3582	3235	4003	3996	-7	-0.2%	17.9%
Annual Filing	6382	6804	6766	7478				
<b>Guardianship</b>								
Year-to-Date Filing	515	370	355	388	472	+84	+21.6%	2.1%
Annual Filing	977	706	725	1057				
<b>Adoption</b>								
Year-to-Date Filing	220	236	193	191	171	-21	-11.0%	0.8%
Annual Filing	445	483	431	347				
<b>Parentage</b>								
Year-to-Date Filing	269	265	154	205	159	-46	-22.4%	0.7%
Annual Filing	512	526	340	401				
<b>ITA – Civil Commitment</b>								
Year-to-Date Filing	2407	2446	2422	2662	2813	+151	+5.7%	12.6%
Annual Filing	4910	4985	5131	5159				
<b>Juvenile Dependency (DEP)</b>								
Year-to-Date Filing	411	426	245	206	218	+12	+5.8%	1.0%
Annual Filing	787	811	435	361				
<b>Juvenile Termination (TER)</b>								
Year-to-Date Filing	177	113	126	97	88	-9	-9.3%	0.4%
Annual Filing	344	225	291	205				
<b>Juvenile ARY/CHINS/OTHERS</b>								
Year-to-Date Filing	143	105	72	113	124	+11	+9.7%	0.6%
Annual Filing	293	206	187	251				
<b>Juvenile Truancy</b>								
Year-to-Date Filing	1418	1281	493	4	807	+803	+20075%	3.6%
Annual Filing	1925	1706	501	61				
<b>Juvenile Offender</b>								
Year-to-Date Filing	645	609	484	208	219	+11	+5.3%	1.0%
Annual Filing	1229	1121	788	356				
<b>Criminal RALJ</b>								
Year-to-Date Filing	55	69	40	18	20	+2	+11.1%	0.1%
Annual Filing	117	146	63	49				
<b>Civil RALJ</b>								
Year-to-Date Filing	30	34	20	33	35	+2	+6.1%	0.2%
Annual Filing	68	81	53	58				
<b>Matters Filed with Clerk <sup>(3)</sup></b>								
Year-to-Date Filing	4627	4773	2292	1309	2246	+937	+71.6%	
Annual Filing	9036	10030	2784	2882				

(1) New filings only (based on filing date).

(2) New filings of each reporting category as percentage of “Year-to-Date Filing”.

(3) “Matters Filed with Clerk” not included in the “Total”.

Chart 1-A. Quarterly Filing Activity  
Total Judicial Cases Only ("Matters Filed with Clerk" excluded)

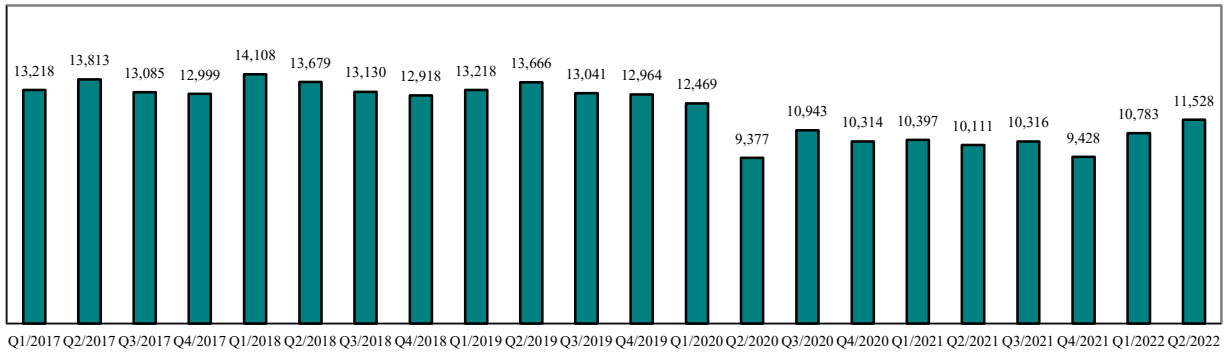


Chart 1-B. Quarterly Filings: Criminal and Juvenile Offender Cases

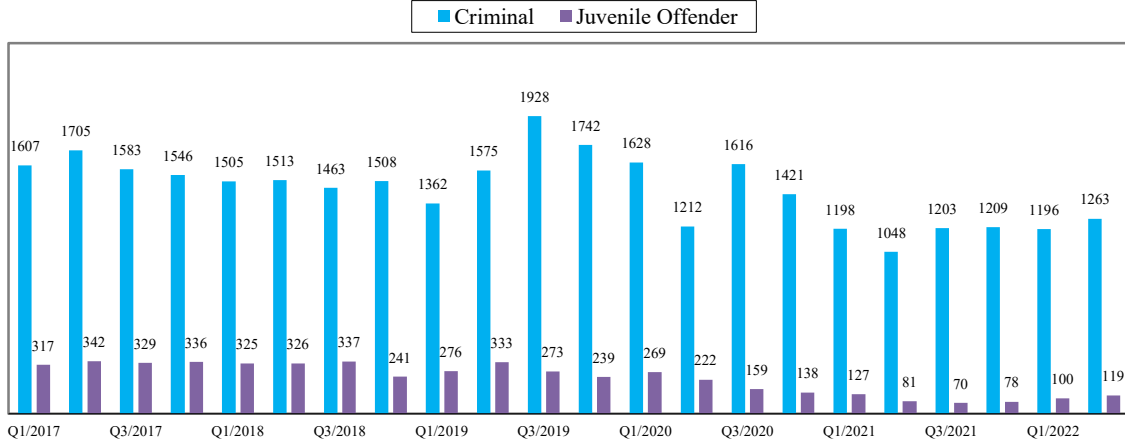
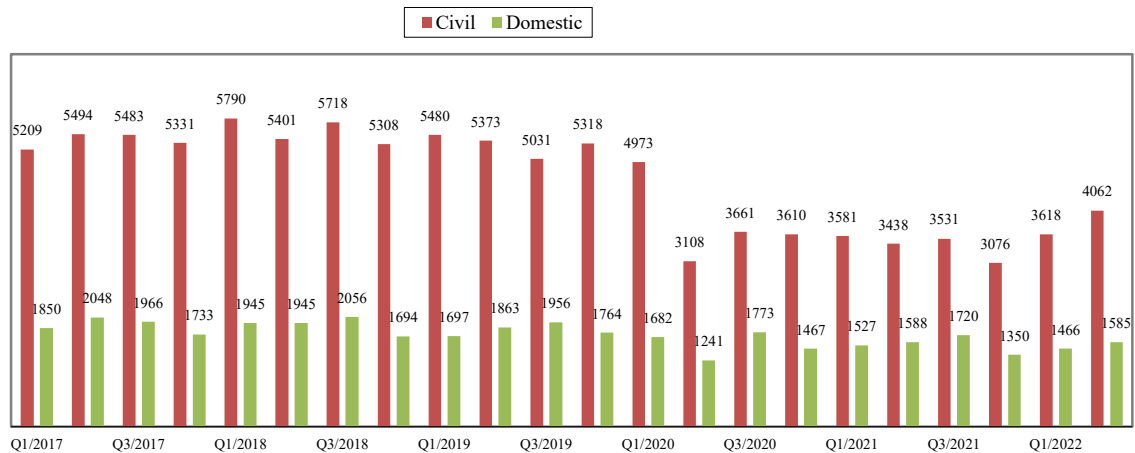


Chart 1-C. Quarterly Filings: Civil and Domestic Cases



\* Note: "Civil" is specifically defined in this report. The category of "Civil" does **not** include the following case types: domestic, probate, guardianship, adoption, Parentage, ITA (civil commitment), juvenile cases (dependency, at-risk youth, child-in-need of service), civil RALJ, and tax filings that don't require judicial resources ("matters filed with clerk"). Please check the Appendix for the cause codes in the "General Civil" category.

Table 1-A. Post-Resolution Modifications Filed (Domestic and Parentage Cases)

		2020Q1			2020Q2			2020Q3			2020Q4			Year 2020		
Location	Case Type	DMOD	DTBA	Total	DMOD	DTBA	Total	DMOD	DTBA	Total	DMOD	DTBA	Total	DMOD	DTBA	Total
KNT	Domestic	5	59	64	11	39	50	14	42	56	9	50	59	39	190	229
	Parentage	1	11	12	1	2	3	0	11	11	1	2	3	3	26	29
<b>KNT Total</b>		<b>6</b>	<b>70</b>	<b>76</b>	<b>12</b>	<b>41</b>	<b>53</b>	<b>14</b>	<b>53</b>	<b>67</b>	<b>10</b>	<b>52</b>	<b>62</b>	<b>42</b>	<b>216</b>	<b>258</b>
SEA	Domestic	17	69	86	19	42	61	26	55	81	20	52	72	82	218	300
	Parentage	1	7	8	1	2	3	1	3	4	0	2	2	3	14	17
<b>SEA Total</b>		<b>18</b>	<b>76</b>	<b>94</b>	<b>20</b>	<b>44</b>	<b>64</b>	<b>27</b>	<b>58</b>	<b>85</b>	<b>20</b>	<b>54</b>	<b>74</b>	<b>85</b>	<b>232</b>	<b>317</b>
<b>KNT/SEA Total</b>		<b>24</b>	<b>146</b>	<b>170</b>	<b>32</b>	<b>85</b>	<b>117</b>	<b>41</b>	<b>111</b>	<b>152</b>	<b>30</b>	<b>106</b>	<b>136</b>	<b>127</b>	<b>448</b>	<b>575</b>
		2021Q1			2021Q2			2021Q3			2021Q4			Year 2021 (YTD)		
Location	Case Type	Relocation	Parent Mod	Total	Relocation	Parent Mod	Total	Relocation	Parent Mod	Total	Relocation	Parent Mod	Total	Relocation	Parent Mod	Total
KNT	Domestic	12	52	64	16	39	55	18	56	74	9	38	47	55	185	240
	Parentage	1	6	7	1	12	13	1	4	5	1	1	1	3	23	26
<b>KNT Total</b>		<b>13</b>	<b>58</b>	<b>71</b>	<b>17</b>	<b>51</b>	<b>68</b>	<b>19</b>	<b>60</b>	<b>79</b>	<b>9</b>	<b>39</b>	<b>48</b>	<b>58</b>	<b>208</b>	<b>266</b>
SEA	Domestic	19	65	84	28	72	100	19	71	90	8	54	62	74	262	336
	Parentage	0	3	3	2	4	6	1	6	7	1	3	4	4	16	20
<b>SEA Total</b>		<b>19</b>	<b>68</b>	<b>87</b>	<b>30</b>	<b>76</b>	<b>106</b>	<b>20</b>	<b>77</b>	<b>97</b>	<b>9</b>	<b>57</b>	<b>66</b>	<b>78</b>	<b>278</b>	<b>356</b>
<b>KNT/SEA Total</b>		<b>32</b>	<b>126</b>	<b>158</b>	<b>47</b>	<b>127</b>	<b>174</b>	<b>39</b>	<b>137</b>	<b>176</b>	<b>18</b>	<b>96</b>	<b>114</b>	<b>136</b>	<b>486</b>	<b>622</b>
		2022Q1			2022Q2			2022Q3			2022Q4			Year 2022 (YTD)		
Location	Case Type	Relocation	Parent Mod	Total	Relocation	Parent Mod	Total	Relocation	Parent Mod	Total	Relocation	Parent Mod	Total	Relocation	Parent Mod	Total
KNT	Domestic	12	53	65	10	57	67							22	110	132
	Parentage	0	4	4	0	4	4							0	8	8
<b>KNT Total</b>		<b>12</b>	<b>57</b>	<b>69</b>	<b>10</b>	<b>61</b>	<b>71</b>							<b>22</b>	<b>118</b>	<b>140</b>
SEA	Domestic	19	59	78	24	63	87							43	122	165
	Parentage		3	3	2	3	5							2	6	8
<b>SEA Total</b>		<b>19</b>	<b>62</b>	<b>81</b>	<b>26</b>	<b>66</b>	<b>92</b>							<b>45</b>	<b>128</b>	<b>173</b>
<b>KNT/SEA Total</b>		<b>31</b>	<b>119</b>	<b>150</b>	<b>36</b>	<b>127</b>	<b>163</b>							<b>67</b>	<b>246</b>	<b>313</b>
1) Prior to 2019, both parenting and support modifications were included; 2) Starting 2019, only parenting modification and relocation are included.																

Table 2. Number of Cases Resolved and Resolution Category (%)

King County Superior Court

Reporting Category	Q3/20	Q4/20	Q1/21	Q2/21	Q3/21	Q4/21	Q1/22	Q2/22
<b>Total Resolutions (excl. "Matters Filed with Clerk")</b>	<b>10374</b>	<b>10416</b>	<b>10692</b>	<b>10674</b>	<b>11495</b>	<b>9970</b>	<b>10300</b>	<b>10916</b>
<b>Criminal (excl. RALJ): # Resolved</b>	<b>976</b>	<b>1015</b>	<b>1543</b>	<b>1505</b>	<b>1174</b>	<b>1439</b>	<b>1103</b>	<b>1236</b>
Resolved by Jury Trial	0.6%	1.3%	0.5%	2.0%	2.7%	2.2%	1.1%	1.9%
Resolved by Non-Jury Trial	0.8%	0.6%	0.6%	0.3%	0.7%	1.0%	0.2%	0.3%
Resolved by Guilty Plea	69.5%	72.6%	48.3%	59.7%	63.5%	47.0%	67.5%	68.3%
Dismissal	29.1%	25.4%	48.4%	35.7%	31.0%	49.3%	29.7%	29.0%
Others	0.0%	0.1%	2.3%	2.3%	2.1%	0.5%	1.5%	0.4%
<b>Civil: # Resolved</b>	<b>3608</b>	<b>3515</b>	<b>3458</b>	<b>3373</b>	<b>4051</b>	<b>3482</b>	<b>3631</b>	<b>3838</b>
Resolved by Jury Trial	0.2%	0.2%	0.6%	0.4%	0.3%	0.4%	0.4%	0.4%
Resolved by Non-Jury Trial	0.1%	0.1%	0.5%	0.5%	0.3%	0.6%	0.3%	0.3%
Summary Judgment	1.2%	1.3%	1.6%	1.9%	1.6%	1.6%	1.9%	1.3%
Default/ Uncontested	40.8%	38.2%	37.1%	38.3%	34.7%	37.7%	39.9%	41.0%
Arbitration	6.3%	5.8%	3.8%	4.7%	4.7%	4.1%	3.2%	3.1%
Settlement/Dismissal	49.6%	53.0%	53.8%	52.8%	45.1%	48.7%	48.7%	49.0%
Closure by Clerk	0.6%	0.3%	1.4%	0.2%	12.2%	5.8%	4.4%	3.6%
Others	1.1%	1.1%	1.3%	1.2%	1.1%	1.0%	1.1%	1.3%
<b>Domestic: # Resolved</b>	<b>1405</b>	<b>1750</b>	<b>1587</b>	<b>1579</b>	<b>1600</b>	<b>1471</b>	<b>1651</b>	<b>1489</b>
Resolved by Trial	2.9%	4.1%	4.5%	4.9%	4.3%	6.1%	4.3%	3.8%
Default/ Uncontested	9.0%	8.6%	6.9%	8.2%	7.8%	8.2%	6.6%	7.5%
Settlement /Dismissal	87.9%	86.8%	88.0%	86.6%	87.4%	82.6%	86.3%	86.8%
Closure by Clerk	0.1%	0.1%	0.2%	0.0%	0.6%	2.7%	2.4%	1.9%
Others	0.1%	0.3%	0.4%	0.3%	0.1%	0.4%	0.5%	0.1%
<b>Probate: # Resolved</b>	<b>1634</b>	<b>1621</b>	<b>1850</b>	<b>1927</b>	<b>1792</b>	<b>1669</b>	<b>1909</b>	<b>1877</b>
Personal Rep. Appointed	70.9%	70.8%	73.8%	68.9%	72.7%	71.4%	72.2%	69.7%
Dismissal	6.5%	6.8%	4.9%	7.3%	6.0%	5.9%	4.6%	6.7%
Closure by Clerk	0.0%	0.0%	0.0%	0.0%	0.0%	0.0%	0.0%	0.0%
Others	22.6%	22.5%	21.4%	23.8%	21.3%	22.7%	23.3%	23.6%
<b>Guardianship: # Resolved</b>	<b>172</b>	<b>172</b>	<b>145</b>	<b>185</b>	<b>166</b>	<b>240</b>	<b>213</b>	<b>222</b>
Guardian Appointed	71.5%	83.7%	82.1%	75.1%	72.3%	58.8%	43.2%	49.5%
Dismissal	21.5%	16.3%	16.6%	20.0%	15.7%	22.9%	39.0%	36.5%
Closure by Clerk	4.7%	0.0%	0.0%	0.0%	0.0%	0.0%	0.0%	0.0%
Others	2.3%	0.0%	1.4%	4.9%	12.0%	18.3%	17.8%	14.0%
<b>Adoption: # Resolved</b>	<b>104</b>	<b>107</b>	<b>78</b>	<b>89</b>	<b>83</b>	<b>86</b>	<b>85</b>	<b>99</b>
Resolved by Trial	0.0%	0.0%	1.3%	0.0%	0.0%	0.0%	1.2%	11.1%
Uncontested	3.8%	0.9%	0.0%	1.1%	0.0%	0.0%	7.1%	0.0%
Settlement /Dismissal	96.2%	98.1%	97.4%	98.9%	100.0%	100.0%	72.9%	73.7%
Closure by Clerk	0.0%	0.0%	1.3%	0.0%	0.0%	0.0%	18.8%	15.2%
Others	0.0%	0.9%	0.0%	0.0%	0.0%	0.0%	0.0%	0.0%
<b>Parentage: # Resolved</b>	<b>96</b>	<b>96</b>	<b>89</b>	<b>98</b>	<b>94</b>	<b>94</b>	<b>115</b>	<b>103</b>
Resolved by Trial	0.0%	4.2%	3.4%	2.0%	3.2%	4.3%	2.6%	2.9%
Summary Judgment	58.3%	42.7%	31.5%	38.8%	30.9%	27.7%	33.0%	32.0%
Default/ Uncontested	8.3%	19.8%	20.2%	20.4%	20.2%	21.3%	30.4%	12.6%
Settlement/Dismissal	32.3%	33.3%	44.9%	38.8%	45.7%	40.4%	28.7%	50.5%
Closure by Clerk	0.0%	0.0%	0.0%	0.0%	0.0%	6.4%	4.3%	1.9%
Others	1.0%	0.0%	0.0%	0.0%	0.0%	0.0%	0.9%	0.0%
<b>ITA(civil commitment): # Resolved</b>	<b>1395</b>	<b>1206</b>	<b>1178</b>	<b>1325</b>	<b>1144</b>	<b>1109</b>	<b>1261</b>	<b>1714</b>
Court Decision to Commit	41.9%	35.8%	36.3%	30.4%	28.0%	26.2%	24.7%	17.9%
Closed by Court	0.0%	0.0%	0.0%	0.0%	0.0%	0.0%	0.0%	0.0%
Dismissal	11.0%	10.5%	11.9%	15.4%	12.2%	13.9%	13.0%	11.7%
Others	47.1%	53.6%	51.8%	54.2%	59.8%	59.9%	62.3%	70.5%
<b>Juv. Dependency: # Resolved</b>	<b>152</b>	<b>162</b>	<b>134</b>	<b>108</b>	<b>86</b>	<b>71</b>	<b>78</b>	<b>105</b>
Finding of Dependency	50.0%	69.5%	63.4%	75.9%	39.4%	66.2%	60.3%	61.0%
Dismissal	49.3%	28.7%	35.8%	24.1%	50.6%	33.8%	39.7%	37.1%
Others	0.7%	1.8%	0.7%	0.0%	0.0%	0.0%	0.0%	1.9%

Table 2 (cont.). Number of Cases Resolved and Resolution Category (%)

King County Superior Court

Reporting Category	Q3/20	Q4/20	Q1/21	Q2/21	Q3/21	Q4/21	Q1/22	Q2/22
<b>Juv. Terminations: # Resolved</b>	<b>63</b>	<b>43</b>	<b>56</b>	<b>69</b>	<b>99</b>	<b>41</b>	<b>60</b>	<b>43</b>
Finding of Dependency	81.0%	97.7%	89.3%	79.7%	91.9%	82.9%	78.3%	76.7%
Dismissal	19.0%	2.3%	10.7%	20.3%	8.1%	17.1%	21.7%	23.3%
Others	0.0%	0.0%	0.0%	0.0%	0.0%	0.0%	0.0%	0.0%
<b>ARY/CHINS/OTHER: # Resolved</b>	<b>38</b>	<b>51</b>	<b>75</b>	<b>55</b>	<b>65</b>	<b>30</b>	<b>57</b>	<b>57</b>
Approve of Petition	15.8%	58.7%	78.7%	78.2%	89.2%	73.3%	80.7%	73.7%
Dismissal	68.4%	41.3%	21.3%	21.8%	10.8%	26.7%	17.5%	26.3%
Others	0.0%	0.0%	0.0%	0.0%	0.0%	0.0%	1.8%	0.0%
<b>Juvenile Truancy: # Resolved</b>	<b>424</b>	<b>228</b>	<b>285</b>	<b>75</b>	<b>116</b>	<b>111</b>	<b>17</b>	<b>20</b>
Approve of Petition	0.0%	0.4%	0.0%	0.0%	7.8%	1.8%	17.6%	50.0%
Dismissal	100%	99.6%	100.0%	100.0%	66.4%	98.2%	82.4%	70.0%
Others	0.0%	0.0%	0.0%	0.0%	25.9%	0.0%	0.0%	0.0%
<b>Juvenile Offender: # Resolved</b>	<b>251</b>	<b>191</b>	<b>178</b>	<b>197</b>	<b>140</b>	<b>110</b>	<b>89</b>	<b>84</b>
Resolved by Trial (Fact Finding)	0.4%	0.5%	0.6%	0.0%	0.0%	2.7%	0.0%	1.2%
Resolved by Guilty Plea	24.7%	31.9%	34.8%	46.7%	45.0%	31.8%	39.3%	39.3%
Dismissal	48.6%	48.2%	48.3%	38.1%	40.7%	46.4%	40.4%	41.7%
Deferred Disposition (DDSP)	19.5%	16.2%	12.9%	13.2%	12.1%	13.6%	18.0%	15.5%
Others (including Deferred Prosecution)	6.8%	3.1%	3.4%	2.0%	2.1%	5.5%	2.2%	2.4%
<b>Criminal RALJ: # Resolved</b>	<b>40</b>	<b>26</b>	<b>26</b>	<b>25</b>	<b>31</b>	<b>5</b>	<b>14</b>	<b>15</b>
RALJ Decision	75.0%	84.6	84.6%	80.0%	38.7%	20.0%	57.1%	46.7%
Dismissal	25.0%	11.5	11.5%	20.0%	58.1%	60.0%	42.9%	53.3%
Others	0.0%	3.8	3.8%	0.0%	3.2%	20.0%	0.0%	0.0%
<b>Civil RALJ: # Resolved</b>	<b>16</b>	<b>10</b>	<b>10</b>	<b>13</b>	<b>31</b>	<b>12</b>	<b>17</b>	<b>14</b>
RALJ Decision	50.0%	90.0%	20.0%	15.4%	25.8%	16.7%	47.1%	28.6%
Dismissal	43.8%	0.0%	60.0%	76.9%	67.7%	66.7%	52.9%	50.0%
Others	6.3%	10.0%	20.0%	7.7%	6.5%	16.7%	0.0%	21.4%

Chart 2-A. Quarterly Resolutions  
Total Judicial Cases Only ("Matters Filed with Clerk" excluded)

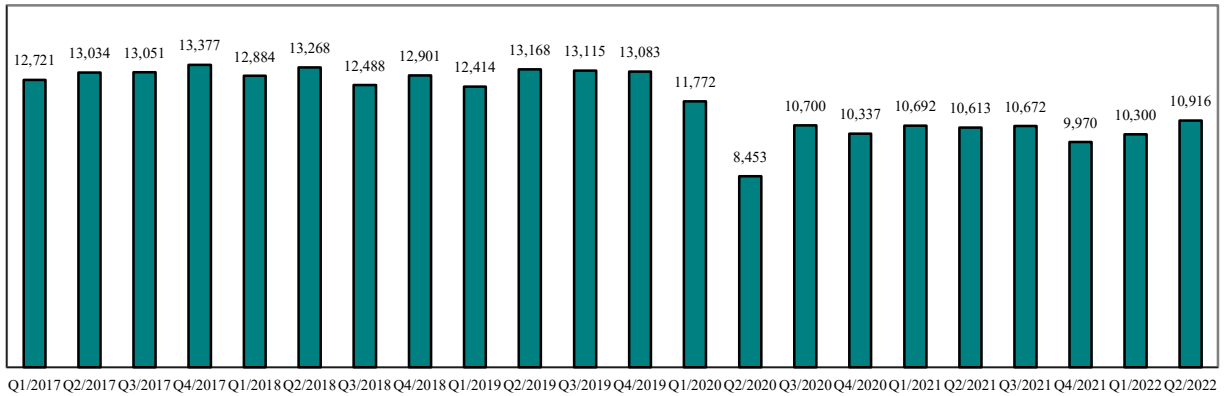


Chart 2-B. Quarterly Resolutions: Criminal and Juvenile Offender Cases

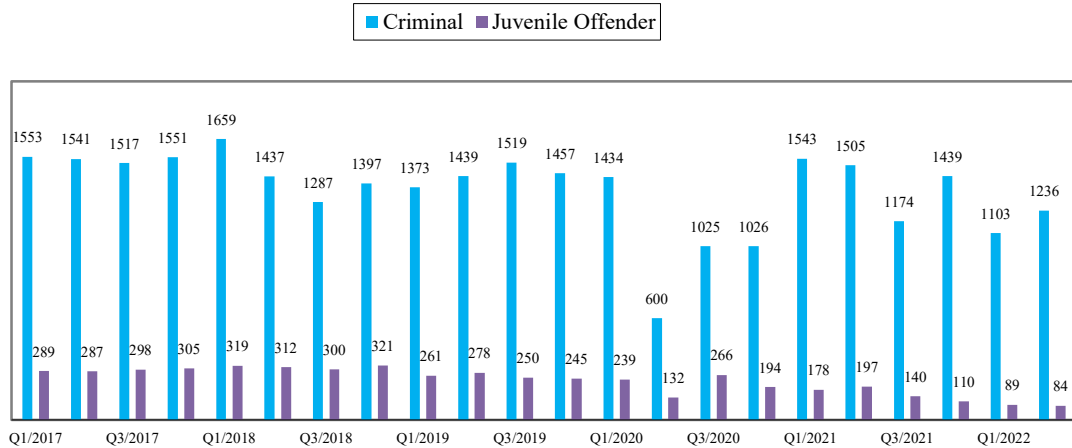
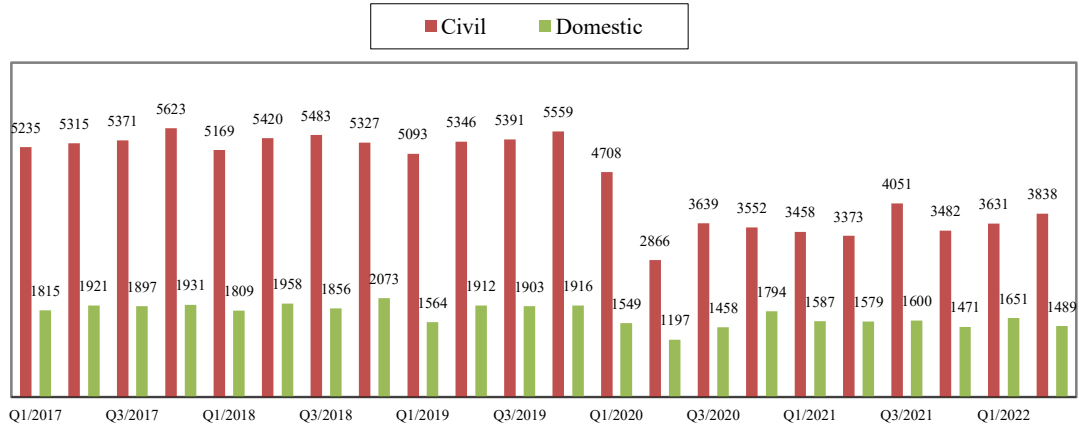


Chart 2-C. Quarterly Resolutions: Civil and Domestic Cases



Note: "Civil" is specifically defined in this report. The category of "Civil" does **not** include the following case types: domestic, probate, guardianship, adoption, Parentage, mental illness, juvenile cases (dependency, at-risk youth, child-in-need of service), civil RALJ, and tax filings that don't require judicial resources ("matters filed with clerk"). Please check the Appendix for the cause codes in the "General Civil" category.



Table 3. Age of Resolved Cases  
King County Superior Court

Reporting Category	Age of Cases at Resolution							
	Q3/20	Q4/20	Q1/21	Q2/21	Q3/21	Q4/21	Q1/22	Q2/22
<b>Criminal (excl. RALJ)</b>								
Age (days)								
50% Cases Resolved by Day	179	216	222	221	282	153	278	253
90% Cases Resolved by Day	443	470	555	375	568	672	755	796
<b>Comparison with Court Standard of</b>								
90% in 4 months	34%	33%	34%	32%	28%	47%	27%	29%
98% in 6 months	51%	44%	43%	44%	37%	53%	38%	40%
100% in 9 months	70%	64%	59%	59%	49%	61%	49%	53%
<b>Civil (excl. RALJ)</b>								
Age (days)								
50% Cases Resolved by Day	91	88	90	85	111	79	78	52
90% Cases Resolved by Day	386	396	447	448	549	511	448	423
<b>Comparison with Court Standard of</b>								
90% in 12 months	87%	85%	83%	85%	80%	83%	85%	86%
98% in 18 months	97%	96%	94%	93%	90%	91%	94%	94%
100% in 24 months	99%	98%	97%	97%	94%	96%	97%	97%
<b>Domestic</b>								
Age (days)								
50% Cases Resolved by Day	224	213	210	195	170	189	210	209
90% Cases Resolved by Day	442	466	510	478	442	479	463	472
<b>Comparison with Court Standard of</b>								
90% in 8 months	53%	53%	56%	59%	60%	57%	56%	55%
98% in 10 months	66%	68%	66%	70%	69%	68%	66%	66%
100% in 14 months	88%	87%	84%	85%	88%	85%	87%	86%
<b>Probate</b>								
Age (days)								
50% Cases Resolved by Day	4	4	3	3	3	2	3	3
90% Cases Resolved by Day	34	35	27	42	41	34	27	44
<b>Comparison with Court Standard of</b>								
90% in 8 months	99%	98%	98%	97%	98%	99%	99%	98%
98% in 18 months	99%	99%	99%	98%	99%	100%	100%	99%
100% in 36 months	100%	100%	100%	99%	100%	100%	100%	100%
<b>Guardianship</b>								
Age (days)								
50% Cases Resolved by Day	56	52	54	53	53	50	62	62
90% Cases Resolved by Day	458	133	178	130	172	176	175	238
<b>Comparison with Court Standard of</b>								
90% in 8 months	81%	97%	92%	97%	93%	95%	94%	90%
98% in 18 months	93%	100%	98%	98%	98%	99%	100%	100%
100% in 36 months	100%	100%	99%	98%	99%	100%	100%	100%
<b>Adoption</b>								
Age (days)								
50% Cases Resolved by Day	52	40	106	58	37	64	69	63
90% Cases Resolved by Day	230	163	336	223	206	244	539	812
<b>Comparison with Court Standard of</b>								
90% in 8 months	91%	94%	80%	91%	94%	90%	67%	76%
98% in 10 months	94%	95%	87%	92%	95%	94%	73%	80%
100% in 14 months	97%	99%	95%	94%	96%	97%	77%	82%
<b>Parentage</b>								
Age (days)								
50% Cases Resolved by Day	239	246	207	149	204	214	169	200
90% Cases Resolved by Day	362	455	484	469	573	633	431	481
<b>Comparison with Court Standard of</b>								
90% in 8 months	50%	50%	62%	76%	54%	53%	68%	61%
98% in 10 months	81%	75%	72%	83%	67%	69%	81%	71%
100% in 14 months	95%	89%	84%	88%	84%	82%	89%	78%

Table 3 (cont.) Age of Resolved Cases

King County Superior Court

Reporting Category	Age of Cases at Resolution							
	Q3/20	Q4/20	Q1/21	Q2/21	Q3/21	Q4/21	Q1/22	Q2/22
<b>ITA (civil commitment) *</b>								
Age (days)								
50% Cases Resolved by Day	12	13	13	12	11	12	11	14
90% Cases Resolved by Day	53	48	42	52	44	43	42	297
<b>Juvenile Dependency (DEP)</b>								
Age (days)								
50% Cases Resolved by Day	203	245	150	155	165	181	153	154
90% Cases Resolved by Day	455	636	573	554	468	529	303	430
<b>Comparison with Court Standard of</b>								
90% in 8 months	61%	49%	65%	76%	70%	63%	81%	71%
98% in 10 months	73%	61%	70%	83%	80%	68%	90%	76%
100% in 14 months	85%	75%	81%	88%	87%	82%	92%	90%
<b>Juvenile Termination (TER)</b>								
Age (days)								
50% Cases Resolved by Day	209	126	253	162	364	157	249	188
90% Cases Resolved by Day	560	307	514	784	882	580	746	336
<b>Comparison with Court Standard of</b>								
90% in 8 months	60%	61%	48%	65%	34%	56%	48%	65%
98% in 10 months	71%	88%	66%	68%	45%	59%	60%	81%
100% in 14 months	84%	93%	77%	74%	56%	78%	65%	93%
<b>Juv ARY/CHINS/OTHER</b>								
Age (days)								
50% Cases Resolved by Day	222	36	28	31	56	35	35	35
90% Cases Resolved by Day	362	339	231	267	898	339	132	275
<b>Comparison with Court Standard of</b>								
90% in 8 months	66%	80%	91%	87%	65%	87%	98%	90%
98% in 10 months	76%	87%	95%	95%	69%	87%	98%	92%
100% in 14 months	97%	91%	96%	95%	71%	93%	100%	100%
<b>Juvenile Truancy*</b>								
Age (days)								
50% Cases Resolved by Day	521	383	411	447	548	869	57	78
90% Cases Resolved by Day	826	601	643	519	896	1023	661	455
<b>Juvenile Offender</b>								
Age (days)								
50% Cases Resolved by Day	204	230	233	169	294	263	229	181
90% Cases Resolved by Day	461	489	510	481	697	604	651	611
<b>Comparison with Court Standard of</b>								
90% in 4 months	24%	18%	25%	30%	14%	21%	30%	36%
98% in 6 months	39%	40%	39%	51%	30%	28%	44%	48%
100% in 9 months	68%	59%	62%	70%	45%	52%	53%	70%
<b>Criminal RALJ</b>								
Age (days)								
50% Cases Resolved by Day	280	316	415	480	545	108	251	211
90% Cases Resolved by Day	486	703	708	844	2247	373	523	287
<b>Civil RALJ</b>								
Age (days)								
50% Cases Resolved by Day	189	264	162	168	218	160	165	183
90% Cases Resolved by Day	301	359	214	186	661	265	339	289

\* No standard yet.

Table 4. Active Pending Caseload Statistics  
King County Superior Court

Reporting Category		Q3/20	Q4/20	Q1/21	Q2/21	Q3/21	Q4/21	Q1/22	Q2/22
<b>Total (incl. RALJ)</b>									
Previous Pending	(+)	23139	23149	22977	22831	22153	21128	19567	19610
New Filing	(+)	10656	10156	10397	10111	10316	9428	10783	11528
Resolved	(-)	10374	10193	10692	10674	10796	9970	10300	10916
<b>End Pending</b>		<b>23149</b>	<b>22977</b>	<b>22831</b>	<b>22153</b>	<b>21128</b>	19567	19610	19276
<b>Resolution Rate*</b>		<b>0.974</b>	<b>1.004</b>	<b>1.028</b>	<b>1.056</b>	<b>1.047</b>	<b>1.057</b>	<b>0.955</b>	<b>0.947</b>
<b>Criminal (excl. RALJ)</b>									
Previous Pending	(+)	5113	5659	6083	6024	5649	5510	4849	4808
New Filing	(+)	1579	1400	1198	1048	1203	1209	1196	1263
Resolved	(-)	976	1015	1543	1505	1174	1439	1103	1236
<b>End Pending</b>		<b>5659</b>	<b>6083</b>	<b>6024</b>	<b>5649</b>	<b>5510</b>	4849	4808	4248
<b>Resolution Rate*</b>		<b>0.618</b>	<b>0.725</b>	<b>1.288</b>	<b>1.494</b>	<b>1.079</b>	<b>1.190</b>	<b>0.922</b>	<b>0.979</b>
<b>Civil (excl. RALJ)</b>									
Previous Pending	(+)	7900	7821	7778	7719	7741	6974	6234	6164
New Filing	(+)	3571	3551	3581	3438	3531	3076	3618	4062
Resolved	(-)	3608	3515	3458	3373	4051	3482	3631	3838
<b>End Pending</b>		<b>7821</b>	<b>7778</b>	<b>7719</b>	<b>7741</b>	<b>6974</b>	6234	6164	6270
<b>Resolution Rate*</b>		<b>1.010</b>	<b>0.990</b>	<b>0.966</b>	<b>0.981</b>	<b>1.147</b>	<b>1.132</b>	<b>1.004</b>	<b>0.945</b>
<b>Domestic</b>									
Previous Pending	(+)	4511	4773	4445	4446	4486	4526	4317	4270
New Filing	(+)	1728	1438	1527	1588	1720	1350	1466	1585
Resolved	(-)	1405	1750	1587	1579	1600	1471	1651	1489
<b>End Pending</b>		<b>4773</b>	<b>4445</b>	<b>4446</b>	<b>4486</b>	<b>4526</b>	4317	4270	4294
<b>Resolution Rate*</b>		<b>0.813</b>	<b>1.217</b>	<b>1.039</b>	<b>0.994</b>	<b>0.930</b>	<b>1.090</b>	<b>1.126</b>	<b>0.939</b>
<b>Probate</b>									
Previous Pending	(+)	869	923	1023	1201	1291	1285	1339	1233
New Filing	(+)	1690	1702	2015	1988	1873	1771	2071	1925
Resolved	(-)	1634	1621	1850	1927	1792	1669	1909	1877
<b>End Pending</b>		<b>923</b>	<b>1023</b>	<b>1201</b>	<b>1291</b>	<b>1285</b>	1339	1233	1216
<b>Resolution Rate*</b>		<b>0.967</b>	<b>0.952</b>	<b>0.918</b>	<b>0.969</b>	<b>0.957</b>	<b>0.942</b>	<b>0.922</b>	<b>0.975</b>
<b>Guardianship</b>									
Previous Pending	(+)	285	281	290	351	350	491	505	470
New Filing	(+)	174	179	204	184	212	286	230	242
Resolved	(-)	172	172	145	185	166	240	213	222
<b>End Pending</b>		<b>281</b>	<b>290</b>	<b>351</b>	<b>350</b>	<b>491</b>	505	470	474
<b>Resolution Rate*</b>		<b>0.989</b>	<b>0.961</b>	<b>0.711</b>	<b>1.005</b>	<b>0.783</b>	<b>0.839</b>	<b>0.926</b>	<b>0.917</b>
<b>Adoption</b>									
Previous Pending	(+)	234	237	258	269	280	269	260	272
New Filing	(+)	101	132	89	102	76	81	100	70
Resolved	(-)	104	107	78	89	83	86	85	99
<b>End Pending</b>		<b>237</b>	<b>258</b>	<b>269</b>	<b>280</b>	<b>269</b>	260	272	234
<b>Resolution Rate*</b>		<b>1.030</b>	<b>0.811</b>	<b>0.876</b>	<b>0.873</b>	<b>1.092</b>	<b>1.062</b>	<b>0.850</b>	<b>1.414</b>
<b>Parentage</b>									
Previous Pending	(+)	268	249	248	253	257	258	255	231
New Filing	(+)	90	94	103	102	104	92	87	72
Resolved	(-)	96	96	89	98	94	94	115	103
<b>End Pending</b>		<b>249</b>	<b>248</b>	<b>253</b>	<b>257</b>	<b>258</b>	255	231	190
<b>Resolution Rate*</b>		<b>1.067</b>	<b>1.021</b>	<b>0.864</b>	<b>0.961</b>	<b>0.904</b>	<b>1.022</b>	<b>1.322</b>	<b>1.431</b>
<b>ITA (civil commitment)</b>									
Previous Pending	(+)	433	315	321	453	379	428	535	633
New Filing	(+)	1369	1225	1313	1349	1256	1241	1337	1476
Resolved	(-)	1395	1206	1178	1325	1144	1109	1261	1714
<b>End Pending</b>		<b>315</b>	<b>321</b>	<b>453</b>	<b>379</b>	<b>428</b>	535	633	337
<b>Resolution Rate*</b>		<b>1.019</b>	<b>0.984</b>	<b>0.897</b>	<b>0.982</b>	<b>0.911</b>	<b>0.894</b>	<b>0.943</b>	<b>1.161</b>

\* A value of "Resolution Rate" less than one indicates the resolution pace is slower than the filing pace.

Table 4 (cont.) Active Pending Caseload Statistics

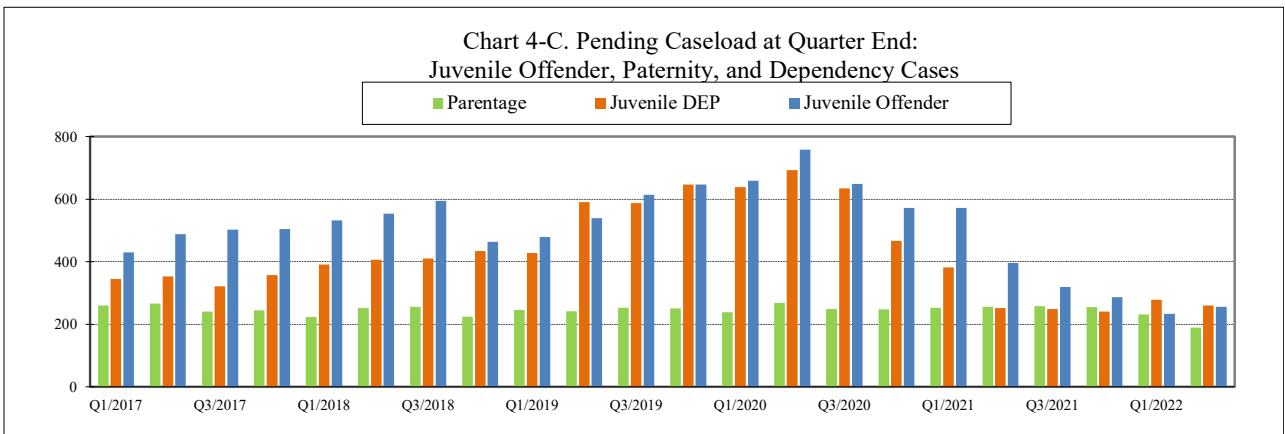
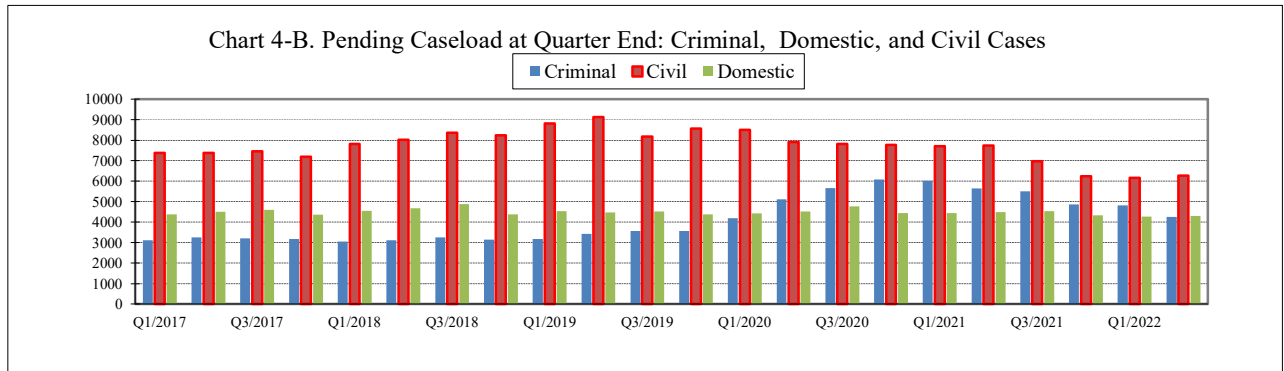
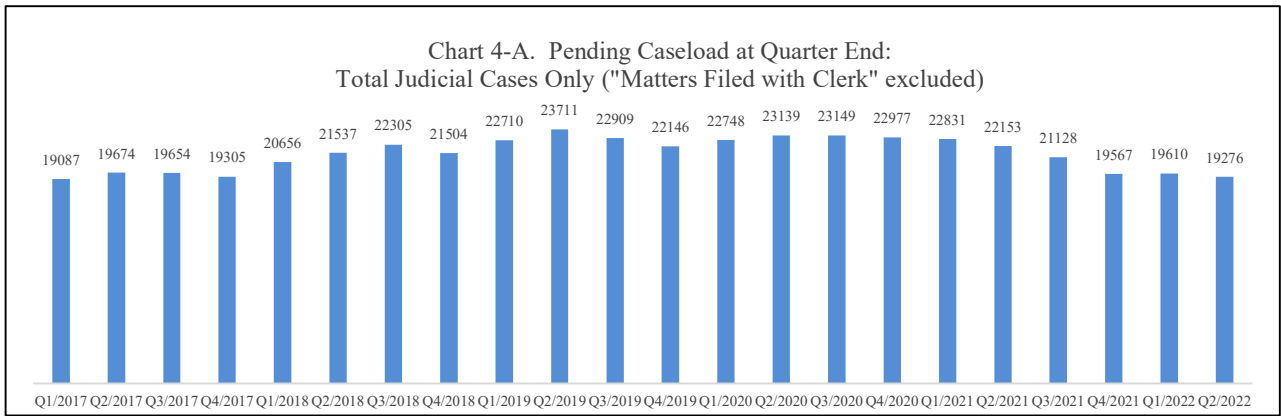
King County Superior Court

Reporting Category	Q3/20	Q4/20	Q1/21	Q2/21	Q3/21	Q4/21	Q1/22	Q2/22
<b>Juvenile Dependency (DEP)</b>								
Previous Pending (+)	692	635	467	382	252	249	241	279
New Filing (+)	99	117	111	95	101	87	129	89
Resolved (-)	152	162	134	108	86	71	78	105
<b>End Pending</b>	<b>635</b>	<b>467</b>	<b>382</b>	<b>252</b>	<b>249</b>	<b>241</b>	<b>279</b>	<b>260</b>
<b>Resolution Rate*</b>	<b>1.535</b>	<b>1.347</b>	<b>1.207</b>	<b>1.137</b>	<b>0.851</b>	<b>0.816</b>	<b>0.605</b>	<b>1.180</b>
<b>Juvenile Termination (TER)</b>								
Previous Pending (+)	332	341	382	354	345	278	248	224
New Filing (+)	68	93	46	51	75	31	39	49
Resolved (-)	63	43	56	69	99	41	60	43
<b>End Pending</b>	<b>341</b>	<b>382</b>	<b>354</b>	<b>345</b>	<b>278</b>	<b>248</b>	<b>224</b>	<b>232</b>
<b>Resolution Rate*</b>	<b>0.926</b>	<b>0.462</b>	<b>1.217</b>	<b>1.353</b>	<b>1.320</b>	<b>1.323</b>	<b>1.538</b>	<b>0.878</b>
<b>Juv ARY/CHINS/OTHERS</b>								
Previous Pending (+)	128	115	169	156	151	109	120	102
New Filing (+)	22	46	60	53	59	48	45	79
Resolved (-)	38	51	75	55	65	30	57	57
<b>End Pending</b>	<b>115</b>	<b>169</b>	<b>156</b>	<b>151</b>	<b>109</b>	<b>120</b>	<b>102</b>	<b>125</b>
<b>Resolution Rate*</b>	<b>1.727</b>	<b>1.179</b>	<b>1.250</b>	<b>1.038</b>	<b>1.102</b>	<b>0.625</b>	<b>1.267</b>	<b>0.722</b>
<b>Juvenile Truancy</b>								
Previous Pending (+)	1484	1042	832	558	479	361	307	625
New Filing (+)	0	8	0	4	0	57	336	471
Resolved (-)	424	228	285	75	116	111	17	20
<b>End Pending</b>	<b>1042</b>	<b>832</b>	<b>558</b>	<b>479</b>	<b>361</b>	<b>307</b>	<b>625</b>	<b>1077</b>
<b>Resolution Rate*</b>	<b>NA</b>	<b>28.500</b>	<b>---</b>	<b>18.750</b>	<b>N/A</b>	<b>1.947</b>	<b>0.051</b>	<b>0.042</b>
<b>Juvenile Offender</b>								
Previous Pending (+)	758	649	572	572	396	319	286	233
New Filing (+)	147	136	127	81	70	78	100	119
Resolved (-)	251	191	178	197	140	110	89	84
<b>End Pending</b>	<b>649</b>	<b>572</b>	<b>572</b>	<b>396</b>	<b>319</b>	<b>286</b>	<b>233</b>	<b>256</b>
<b>Resolution Rate*</b>	<b>1.707</b>	<b>1.404</b>	<b>1.402</b>	<b>2.432</b>	<b>2.000</b>	<b>1.410</b>	<b>0.890</b>	<b>0.706</b>
<b>Criminal RALJ</b>								
Previous Pending (+)	96	77	66	46	46	34	40	37
New Filing (+)	8	12	5	13	19	12	11	9
Resolved (-)	40	26	26	15	31	5	14	15
<b>End Pending</b>	<b>77</b>	<b>66</b>	<b>46</b>	<b>46</b>	<b>34</b>	<b>40</b>	<b>37</b>	<b>31</b>
<b>Resolution Rate*</b>	<b>5.000</b>	<b>2.167</b>	<b>5.200</b>	<b>1.154</b>	<b>1.632</b>	<b>0.417</b>	<b>1.273</b>	<b>1.667</b>
<b>Civil RALJ</b>								
Previous Pending (+)	36	32	43	47	51	37	31	29
New Filing (+)	10	23	18	15	17	9	18	17
Resolved (-)	16	10	10	13	31	12	17	14
<b>End Pending</b>	<b>32</b>	<b>43</b>	<b>47</b>	<b>51</b>	<b>37</b>	<b>31</b>	<b>29</b>	<b>32</b>
<b>Resolution Rate*</b>	<b>1.600</b>	<b>0.435</b>	<b>0.556</b>	<b>0.867</b>	<b>1.824</b>	<b>1.333</b>	<b>0.944</b>	<b>0.824</b>

\* A value of "Resolution Rate" less than one indicates the resolution pace is slower than the filing pace.

Table 4-A. Active Re-opened Cases and Modification Cases

Reporting Category	Q3/20	Q4/20	Q1/21	Q2/21	Q3/21	Q4/21	Q1/22	Q2/22
<i>Re-opened without disposition</i>			297	378	445	543	590	654
<i>Modification without disposition</i>			462	531	504	485	487	531



Note: "Civil" is specifically defined in this report. The category of "Civil" does **not** include the following case types: domestic, probate, guardianship, adoption, Parentage, mental illness, juvenile cases (dependency, at-risk youth, child-in-need of service), civil RALJ, and tax filings that don't require judicial resources ("matters filed with clerk"). Please check the Appendix for the cause codes in the "General Civil" category.

Table 5. Age of Pending Cases

King County Superior Court

Reporting Category	Age of Pending Cases and # of Cases in Each Age Interval							
	Q3/20	Q4/20	Q1/21	Q2/21	Q3/21	Q4/21	Q1/22	Q2/22
<b>Criminal (excl. RALJ): # of Cases</b>	<b>5969</b>	<b>6083</b>	<b>6024</b>	<b>5649</b>	<b>5510</b>	<b>4849</b>	<b>4808</b>	<b>4248</b>
<b>Age (days)</b>								
Median (50 percentile)	178	200	232	269	287	276	257	235
90 percentile	442	486	541	609	645	687	751	766
<b># of Cases in Age Interval</b>								
0 - 60 days (0 - 2 months)	1179	1159	1045	877	946	819	861	861
61 - 120 days (3 - 4 months)	916	767	767	629	527	576	538	538
121 - 180 days (5 - 6 months)	741	928	624	581	494	471	494	494
181 - 270 days (7 - 9 months)	1214	937	1065	744	693	543	581	581
> 270 days (> 9 months)	1609	2292	2523	2818	2850	2440	2334	2334
<b>Civil (excl. RALJ): # of Cases</b>	<b>7821</b>	<b>7778</b>	<b>7719</b>	<b>7741</b>	<b>6974</b>	<b>6234</b>	<b>6164</b>	<b>6270</b>
<b>Age (days)</b>								
Median (50 percentile)	205	203	198	206	196	198	175	155
90 percentile	539	597	646	682	704	694	695	645
<b># of Cases in Age Interval</b>								
0 - 120 days (0 - 4 months)	2652	2689	2704	2617	2467	2148	2433	2653
121 - 240 days (5 - 8 months)	1902	1628	1637	1619	1513	1450	1320	1363
241 - 360 days (9 - 12 months)	1523	1408	1029	1123	961	964	917	861
361 - 540 days (13 - 18 months)	966	1052	1236	1074	690	672	616	565
541 - 720 days (19 - 24 months)	508	597	557	620	700	459	284	278
> 720 days (> 24 months)	270	404	556	688	643	541	594	550
<b>Domestic: # of Cases</b>	<b>4773</b>	<b>4445</b>	<b>4446</b>	<b>4486</b>	<b>4526</b>	<b>4317</b>	<b>4270</b>	<b>4294</b>
<b>Age (days)</b>								
Median (50 percentile)	155	155	161	148	148	162	163	143
90 percentile	525	584	605	644	676	673	640	564
<b># of Cases in Age Interval</b>								
0 - 120 days (0 - 4 months)	2124	1817	1844	1968	1984	1684	1699	1915
121 - 240 days (5 - 8 months)	984	1091	1110	956	1078	1149	1125	950
241 - 360 days (9 - 12 months)	749	600	549	665	550	672	656	661
361 - 540 days (13 - 18 months)	462	431	407	336	312	290	288	327
> 540 days (> 18 months)	454	506	536	561	602	522	502	441
<b>Probate: # of Cases</b>	<b>923</b>	<b>1023</b>	<b>1201</b>	<b>1291</b>	<b>1285</b>	<b>1339</b>	<b>1233</b>	<b>1216</b>
<b>Age (days)</b>								
Median (50 percentile)	296	295	255	267	339	382	372	428
90 percentile	1631	1618	1574	1602	1694	1761	1899	2004
<b># of Cases in Age Interval</b>								
0 - 120 days (0 - 4 months)	295	322	410	414	337	345	351	337
121 - 240 days (5 - 8 months)	119	146	180	192	184	164	153	129
241 - 360 days (9 - 12 months)	105	97	107	134	146	143	108	112
361 - 540 days (13 - 18 months)	91	107	112	123	138	157	97	78
> 540 days (> 18 months)	313	351	392	428	480	530	524	560
<b>Guardianship: # of Cases</b>	<b>281</b>	<b>290</b>	<b>351</b>	<b>350</b>	<b>491</b>	<b>505</b>	<b>470</b>	<b>474</b>
<b>Age (days)</b>								
Median (50 percentile)	136	207	155	230	162	179	192	221
90 percentile	1121	1211	1227	1315	1176	1188	1150	1227
<b># of Cases in Age Interval</b>								
0 - 120 days (0 - 4 months)	55	116	158	126	213	203	183	183
121 - 240 days (5 - 8 months)	15	45	42	53	85	81	81	63
241 - 360 days (9 - 12 months)	10	48	40	32	40	59	59	68
361 - 540 days (13 - 18 months)	70	8	34	62	49	39	43	42
> 540 days (> 18 months)	55	73	77	77	104	123	104	118

Table 5 (cont.). Age of Pending Cases

King County Superior Court

Reporting Category	Age of Pending Cases and # of Cases in Each Age Interval							
	Q3/20	Q4/20	Q1/21	Q2/21	Q3/21	Q4/21	Q1/22	Q2/22
<b>Adoption: # of Cases</b>	<b>237</b>	<b>258</b>	<b>269</b>	<b>280</b>	<b>269</b>	<b>260</b>	<b>272</b>	<b>234</b>
<b>Age (days)</b>								
Median (50 percentile)	344	339	380	350	448	561	471	606
90 percentile	1144	1226	1315	1396	1495	1589	1663	1771
<b># of Cases in Age Interval</b>								
0 - 120 days (0 - 4 months)	73	89	86	75	56	50	74	55
121 - 240 days (5 - 8 months)	29	21	36	47	37	22	29	30
241 - 360 days (9 - 12 months)	20	25	10	20	34	27	19	11
361 - 540 days (13 - 18 months)	27	26	27	21	13	29	23	14
> 540 days (> 18 months)	88	97	110	117	129	132	127	124
<b>Parentage: # of Cases</b>	<b>249</b>	<b>248</b>	<b>253</b>	<b>257</b>	<b>258</b>	<b>255</b>	<b>231</b>	<b>190</b>
<b>Age (days)</b>								
Median (50 percentile)	182	133	146	153	147	150	154	153
90 percentile	433	476	497	525	518	425	429	450
<b># of Cases in Age Interval</b>								
0 - 120 days (0 - 4 months)	100	108	117	108	115	113	98	80
121 - 240 days (5 - 8 months)	64	57	70	67	65	64	55	50
241 - 360 days (9 - 12 months)	45	34	18	39	36	42	35	27
361 - 540 days (13 - 18 months)	28	32	29	21	17	18	28	22
> 540 days (> 18 months)	12	17	19	22	25	18	15	11
<b>ITA (civil commitment): # of Cases</b>	<b>315</b>	<b>321</b>	<b>453</b>	<b>379</b>	<b>428</b>	<b>535</b>	<b>633</b>	<b>337</b>
<b>Age (days)</b>								
Median (50 percentile)	28	39	36	30	60	93	116	39
90 percentile	206	274	227	304	382	466	536	154
<b># of Cases in Age Interval</b>								
0 - 120 days (0 - 4 months)	265	258	328	268	290	316	325	267
121 - 240 days (5 - 8 months)	23	27	85	24	41	117	136	64
> 240 days (> 8 months)	27	36	40	87	97	102	172	6
<b>Juv Dependency (DEP): # of Cases</b>	<b>635</b>	<b>467</b>	<b>382</b>	<b>252</b>	<b>249</b>	<b>241</b>	<b>279</b>	<b>260</b>
<b>Age (days)</b>								
Median (50 percentile)	349	372	292	172	150	158	129	135
90 percentile	1009	955	668	757	674	575	501	577
<b># of Cases in Age Interval</b>								
0 - 60 days (0 - 2 months)	64	72	65	46	58	48	96	58
61 - 120 days (3 - 4 months)	65	47	54	46	56	41	41	59
121 - 180 days (5 - 6 months)	46	32	34	38	27	49	26	37
181 - 270 days (7 - 9 months)	59	47	32	40	31	33	40	30
> 270 days (> 9 months)	401	269	197	82	77	70	76	76
<b>Juv Termination (TER): # of Cases</b>	<b>341</b>	<b>382</b>	<b>354</b>	<b>345</b>	<b>278</b>	<b>248</b>	<b>224</b>	<b>232</b>
<b>Age (days)</b>								
Median (50 percentile)	349	326	355	436	329	411	471	550
90 percentile	1018	1050	1140	1231	1393	1520	1624	1715
<b># of Cases in Age Interval</b>								
0 - 60 days (0 - 2 months)	46	70	26	36	48	18	23	29
61 - 120 days (3 - 4 months)	26	31	49	22	31	21	9	24
121 - 180 days (5 - 6 months)	42	34	37	14	18	33	15	7
181 - 270 days (7 - 9 months)	39	42	39	50	14	26	38	10
> 270 days (> 9 months)	188	205	203	223	167	150	139	162
<b>ARY/CHINS/OTHER: # of Cases</b>	<b>115</b>	<b>169</b>	<b>156</b>	<b>151</b>	<b>109</b>	<b>120</b>	<b>102</b>	<b>125</b>
<b>Age (days)</b>								
Median (50 percentile)	314	658	805	944	959	585	962	336
90 percentile	996	1178	1268	1359	1451	1543	1633	1722
<b># of Cases in Age Interval</b>								
0 - 60 days (0 - 2 months)	15	16	13	19	28	21	16	33
61 - 120 days (3 - 4 months)	12	15	8	5	5	21	6	16
121 - 180 days (5 - 6 months)	6	8	9	5	5	8	7	3
181 - 270 days (7 - 9 months)	24	7	7	8	2	6	12	5
> 270 days (> 9 months)	58	120	119	114	69	64	61	68

Table 5 (cont.). Age of Pending Cases

King County Superior Court

Reporting Category	Age of Pending Cases and # of Cases in Each Age Interval							
	Q3/20	Q4/20	Q1/21	Q2/21	Q3/21	Q4/21	Q1/22	Q2/22
<b>Juvenile Truancy: # of Cases</b>	<b>1042</b>	<b>832</b>	<b>558</b>	<b>479</b>	<b>361</b>	<b>307</b>	<b>625</b>	<b>1077</b>
<b>Age (days)</b>								
Median (50 percentile)	300	359	470	603	700	711	80	105
90 percentile	575	675	804	896	988	1080	1108	988
<b># of Cases in Age Interval</b>								
0 - 60 days (0 - 2 months)	.0	0	0	4	0	52	251	323
61 - 120 days (3 - 4 months)	20	0	0	0	2	4	105	273
121 - 180 days (5 - 6 months)	18	0	0	0	2	0	22	187
181 - 270 days (7 - 9 months)	414	35	0	0	0	4	0	49
> 270 days (> 9 months)	590	797	558	475	357	247	247	245
<b>Juvenile Offender: # of Cases</b>	<b>649</b>	<b>572</b>	<b>572</b>	<b>396</b>	<b>319</b>	<b>286</b>	<b>233</b>	<b>256</b>
<b>Age (days)</b>								
Median (50 percentile)	211	241	226	254	275	241	140	114
90 percentile	567	665	748	800	892	1018	581	585
<b># of Cases in Age Interval</b>								
0 - 60 days (0 - 2 months)	110	96	99	54	44	50	66	73
61 - 120 days (3 - 4 months)	98	66	94	49	39	37	39	63
121 - 180 days (5 - 6 months)	88	55	45	43	27	29	34	32
181 - 270 days (7 - 9 months)	108	108	77	59	46	35	24	24
> 270 days (> 9 months)	245	247	257	191	163	135	70	64
<b>Criminal RALJ: # of Cases</b>	<b>77</b>	<b>66</b>	<b>46</b>	<b>46</b>	<b>34</b>	<b>40</b>	<b>37</b>	<b>31</b>
<b>Age (days)</b>								
Median (50 percentile)	304	363	426	268	74	132	148	156
90 percentile	1204	1750	1980	2071	393	471	284	364
<b># of Cases in Age Interval</b>								
0 - 60 days (0 - 2 months)	6	6	3	6	15	9	8	8
61 - 120 days (3 - 4 months)	5	11	6	7	6	7	6	2
121 - 180 days (5 - 6 months)	2	3	4	4	4	10	8	8
181 - 270 days (7 - 9 months)	18	3	6	6	2	6	10	4
> 270 days (> 9 months)	46	43	27	23	7	8	5	9
<b>Civil RALJ: # of Cases</b>	<b>32</b>	<b>43</b>	<b>47</b>	<b>51</b>	<b>37</b>	<b>31</b>	<b>29</b>	<b>32</b>
<b>Age (days)</b>								
Median (50 percentile)	221	122	122	134	102	116	64	95
90 percentile	434	459	549	615	233	318	303	197
<b># of Cases in Age Interval</b>								
0 - 60 days (0 - 2 months)	5	12	14	11	13	5	13	11
61 - 120 days (3 - 4 months)	5	9	8	9	9	11	6	9
121 - 180 days (5 - 6 months)	3	9	11	11	7	6	3	8
181 - 270 days (7 - 9 months)	6	0	2	6	5	5	3	1
> 270 days (> 9 months)	13	13	12	14	3	4	4	3



Table 6. Seattle vs. Regional Justice Center (KNT): Filing, Resolution, Pending Caseload (%)

King County Superior Court

	Q2/21		Q3/21		Q4/21		Q1/22		Q2/22	
	SEA	KNT	SEA	KNT	SEA	KNT	SEA	KNT	SEA	KNT
<b>Filings Total</b>	<b>68%</b>	<b>32%</b>	<b>67%</b>	<b>33%</b>	<b>66%</b>	<b>34%</b>	<b>67%</b>	<b>33%</b>	<b>65%</b>	<b>35%</b>
Criminal (excl. RALJ)	53%	47%	58%	42%	53%	47%	62%	38%	61%	39%
Civil (excl. RALJ)	61%	39%	59%	41%	59%	42%	60%	40%	59%	41%
Domestic	62%	39%	63%	37%	61%	39%	61%	39%	63%	38%
Probate	71%	29%	69%	31%	68%	32%	73%	27%	71%	29%
Guardianship	71%	29%	63%	37%	57%	43%	45%	55%	52%	48%
Adoption	75%	26%	79%	21%	69%	31%	80%	20%	71%	29%
Parentage	44%	56%	50%	50%	35%	65%	44%	56%	39%	61%
ITA (civil commitment)	100%	---	100%	0%	100%	---	100%	---	100%	--
Juv. Dependency (DEP)	71%	30%	76%	24%	60%	40%	56%	44%	61%	39%
Juv. Termination (TER)	59%	41%	69%	31%	81%	19%	51%	49%	49%	51%
Juvenile ARY/CHINS/Other	59%	42%	59%	41%	54%	46%	49%	51%	58%	42%
Juvenile Truancy	50%	50%	---	---	54%	46%	36%	64%	23%	77%
Juvenile Offender	100%	---	100%	0%	100%	---	100%	---	100%	--
Criminal RALJ	69%	31%	79%	21%	83%	17%	55%	46%	89%	11%
Civil RALJ	73%	27%	88%	12%	89%	11%	89%	11%	82%	18%
<b>Resolution Total</b>	<b>68%</b>	<b>32%</b>	<b>65%</b>	<b>35%</b>	<b>67%</b>	<b>33%</b>	<b>66%</b>	<b>34%</b>	<b>67%</b>	<b>33%</b>
Criminal (excl. RALJ)	65%	35%	61%	39%	62%	38%	55%	45%	53%	47%
Civil (excl. RALJ)	60%	40%	56%	44%	59%	41%	59%	41%	60%	41%
Domestic	60%	41%	60%	40%	63%	38%	61%	39%	61%	39%
Probate	72%	29%	70%	30%	69%	31%	72%	28%	71%	29%
Guardianship	63%	37%	74%	27%	57%	43%	57%	43%	53%	47%
Adoption	79%	21%	75%	25%	72%	28%	68%	32%	82%	18%
Parentage	57%	43%	43%	57%	46%	54%	45%	55%	39%	61%
ITA (civil commitment)	100%	---	100%	---	100%	---	100%	---	100%	--
Juv. Dependency (DEP)	63%	37%	61%	40%	73%	27%	60%	40%	60%	40%
Juv. Termination (TER)	42%	58%	62%	38%	46%	54%	65%	35%	54%	47%
Juvenile ARY/CHINS/Other	60%	40%	54%	46%	50%	50%	54%	46%	53%	47%
Juvenile Truancy	12%	88%	12%	88%	99%	1%	35%	65%	30%	70%
Juvenile Offender	100%	---	100%	---	100%	---	100%	---	100%	--
Criminal RALJ	100%	0%	84%	16%	100%	0%	71%	29%	80%	20%
Civil RALJ	62%	39%	87%	13%	75%	25%	77%	24%	86%	14%
<b>Pending Total</b>	<b>62%</b>	<b>38%</b>	<b>63%</b>	<b>37%</b>	<b>64%</b>	<b>36%</b>	<b>64%</b>	<b>36%</b>	<b>62%</b>	<b>38%</b>
Criminal (excl. RALJ)	56%	44%	56%	44%	57%	43%	57%	43%	57%	43%
Civil (excl. RALJ)	64%	36%	66%	34%	67%	33%	67%	33%	67%	33%
Domestic	59%	41%	60%	41%	59%	42%	59%	41%	60%	41%
Probate	65%	35%	67%	33%	66%	34%	70%	30%	71%	29%
Guardianship	67%	33%	58%	42%	58%	42%	57%	43%	58%	42%
Adoption	68%	33%	69%	31%	68%	32%	72%	28%	68%	32%
Parentage	34%	66%	37%	63%	34%	66%	32%	68%	30%	71%
ITA (civil commitment)	100%	---	100%	0%	100%	---	100%	---	100%	--
Juv. Dependency (DEP)	62%	39%	68%	33%	66%	34%	63%	37%	63%	37%
Juv. Termination (TER)	60%	40%	63%	37%	67%	33%	65%	35%	64%	36%
Juvenile ARY/CHINS/Other	53%	47%	56%	44%	60%	40%	56%	44%	59%	41%
Juvenile Truancy	72%	28%	90%	10%	80%	20%	57%	43%	43%	57%
Juvenile Offender	100%	---	100%	---	100%	---	100%	---	100%	--
Criminal RALJ	83%	17%	79%	21%	78%	23%	73%	27%	74%	26%
Civil RALJ	80%	20%	78%	22%	84%	16%	93%	7%	88%	13%

Excluding Cases filed with the Clerk

Table 7. Quarterly Utilization of Pro Tem Judges/Commissioners <sup>(1)</sup>

Category	Q1/20	Q2/20	Q3/20	Q4/20	Q1/21	Q2/21	Q3/21	Q4/21	Q1/22	Q2/22
<b>Grand Total</b>	<b>1125</b>	<b>346</b>	<b>1045</b>	<b>2316</b>	<b>985</b>	<b>1750</b>	<b>1876</b>	<b>1880</b>	<b>900</b>	<b>2166</b>
<b>FTE Equivalent <sup>(2)</sup></b>	<b>2.5</b>	<b>0.8</b>	<b>2.3</b>	<b>5.1</b>	<b>2.2</b>	<b>3.9</b>	<b>4.2</b>	<b>4.2</b>	<b>2.0</b>	<b>4.8</b>
<b>By Work Type</b>										
Pro Tem Judge	148	71	138	305	44	155	263	167	122	135
Pro Tem Commissioner	978	284	907	2011	941	1595	1613	1713	778	2031
<b>By Location</b>										
KCCH	378	197	580	1355	535	738	960	769	265	980
MRJC	331	35	225	543	228	580	282	513	256	468
Juvenile	284	48	184	277	205	203	373	212	144	305
ITA	132	75	56	142	17	229	259	272	145	376
Other or Unspecified	0	0	0	0	0	0	0	115	91	38
<b>By Calendar Type</b>										
Criminal	42	24	63	70	25	109	233	18	12	50
Civil	0	0	0	1	0	6	3	0	0	0
Ex Parte	143	21	144	371	118	281	444	202	187	475
Family Law/Domestic	482	167	550	1267	620	907	563	1062	321	922
Dependency	222	22	158	231	185	178	346	177	125	257
Juvenile Offender	58	27	26	42	20	25	27	35	20	48
BECCA	5	0	0	4	0	0	0	0	0	0
ITA	132	75	56	142	17	229	259	272	145	376
Juvenile Drug Court	0	0	0	0	0	0	0	0	0	0
Family Treatment Court	0	0	0	0	0	0	0	0	0	0
Plea Calendar	43	21	49	182	0	11	0	0	0	0
Status/Non-Compliance	0	0	0	0	0	0	0	0	0	0
Other or Unspecified	0	0	0	7	0	0	0	115	91	0
<b>By Reason</b>										
Vacation Backfill	85	190	96	1072	29	118	208	22	20	14
Medical Backfill	926	46	852	392	941	1588	1595	1696	778	2031
Duty Time	62	69	42	317	15	38	55	30	12	83
Conference Coverage	53	0	83	0	0	8	18	17	0	0
Congestion	0	36	0	429	0	0	0	0	0	0
Vacancy Coverage	0	14	0	63	0	0	0	0	0	0
Other or Unspecified	0	0	0	44	0	0	0	115	91	38

(1) This table is based on the time sheet for compensation

(2) Judge FTE Equivalent = # of hours / [7.5 hours/day \* 20 days/month \* 3 months] = # of hours/450.

*Data for the most current quarter are incomplete at reporting time and will be updated in next quarterly report.*

*The Pro Tem hours are provided quarterly by the Administrative Services Department of King County Superior Court.*

Table 8. Ex Parte and Family Law Hearings and Documents Signed

<b>Ex Parte: Hearings Held and Documents Signed</b>								
	<b>2021Q3</b>		<b>2021Q4</b>		<b>2022Q1</b>		<b>2022Q2</b>	
	<b>Hearings</b>	<b>Documents Signed</b>	<b>Hearings</b>	<b>Documents Signed</b>	<b>Hearings</b>	<b>Documents Signed</b>	<b>Hearings</b>	<b>Documents Signed</b>
<b>KNT (EXP04/05)</b>								
Civil	147	732	120	733	217	575	277	725
Domestic	38	504	43	458	31	516	45	401
Probate/Guardianship	260	238	278	232	322	256	355	246
Adoption/Paternity	24	59	27	78	25	63	18	47
Ex Parte Judge Panel (EXP08)		599		521		576		462
Ex Parte Via Clerk (EXP06)		3117		2837		2977		2969
<b>KNT Subtotal</b>	<b>469</b>	<b>5249</b>	<b>468</b>	<b>4859</b>	<b>595</b>	<b>4963</b>	<b>695</b>	<b>4850</b>
<b>SEA (EXP01/02)</b>								
Civil	176	640	193	633	300	521	384	689
Domestic	72	649	69	660	68	697	57	389
Probate/Guardianship	650	620	679	544	660	659	805	866
Adoption/Paternity	62	152	57	172	40	119	63	182
Ex Parte Judge Panel (EXP08)		1612		1395		1363		1270
Ex Parte Via Clerk (EXP07)		6524		5958		6383		6604
<b>SEA Total</b>	<b>960</b>	<b>10197</b>	<b>998</b>	<b>9362</b>	<b>1068</b>	<b>9742</b>	<b>1309</b>	<b>10000</b>
<b>KNT/SEA Total</b>	<b>1429</b>	<b>15446</b>	<b>1466</b>	<b>14221</b>	<b>1663</b>	<b>14705</b>	<b>2004</b>	<b>14850</b>
<b>FAMILY LAW: Hearings Held and Documents Signed</b>								
	<b>2021Q3</b>		<b>2021Q4</b>		<b>2022Q1</b>		<b>2022Q2</b>	
	<b>Hearings</b>	<b>Documents Signed</b>	<b>Hearings</b>	<b>Documents Signed</b>	<b>Hearings</b>	<b>Documents Signed</b>	<b>Hearings</b>	<b>Documents Signed</b>
<b>KNT (FAM02)</b>								
Civil	972	1022	955	1007	985	994	979	1022
Domestic	327	844	361	846	315	868	350	930
Adoption/Paternity	122	338	124	291	132	372	105	306
<b>KNT Subtotal</b>	<b>1421</b>	<b>2204</b>	<b>1440</b>	<b>2144</b>	<b>1432</b>	<b>2234</b>	<b>1434</b>	<b>2258</b>
<b>SEA (FAM01)</b>								
Civil	702	850	804	947	765	850	814	900
Domestic	447	1167	453	964	452	1116	500	1102
Adoption/Paternity	25	259	30	230	32	251	20	162
<b>SEA Total</b>	<b>1174</b>	<b>2276</b>	<b>1287</b>	<b>2141</b>	<b>1249</b>	<b>2217</b>	<b>1334</b>	<b>2164</b>
<b>KNT/SEA Total</b>	<b>2595</b>	<b>4480</b>	<b>2727</b>	<b>4285</b>	<b>2681</b>	<b>4451</b>	<b>2768</b>	<b>4422</b>

## Appendix Glossary and Definition

### **Active Status**

A case is active if it is not on suspense status (see Suspense Status).

### **Adoption and Parentage Cases (case type 5)**

ADP - Adoption  
CFI - Confidential Intermediary  
CHN - Confidential Change of Name  
DIP - Disestablishment of Parentage  
MDS - Modification/Support Only  
MOD - Modification  
MSC - Miscellaneous  
OAA - Open Adoption Agreement  
PAD - De Facto Parentage  
PAG - Pre Birth Establish Parentage Genetic  
PAS - Establish Parentage Gestational Surrogacy  
PAT - Parentage  
PPR - Initial Pre Placement Report  
PRC - Parentage Rescission/Challenge  
PUR - Parentage (URES/UFSA)  
REL - Relinquishment  
ROB - Relocation Objection  
TER - Termination of Parental Rights

### **Case**

A case is defined as a filing with an assigned case number.

### **Civil Cases (case type 2, no RALJ)**

ALR - Administrative Law Review  
ALRLI - L&I Administrative Law Review  
AOD - Assurance of Discontinuance  
ASB - Asbestos  
ASP - Asbestos Personal Injury  
ASW - Asbestos Wrongful Death  
BAT - Petition to Appeal/Amend Ballot Title  
CAA - Motion to Confirm/Compel Arbitration Award  
CHN - Non Confidential Change of Name  
COL - Collection  
COM - Commercial  
CON - Condemnation  
CRP - Certificate of Restoration of Opportunity  
CRR - Petition for Certificate of Rehabilitation  
DOL - Appeal Licensing Revocation  
DSF - Notice of Deposit of Surplus Funds from Trustee's Sale of Real Property  
DVP - Domestic Violence  
ECP - Enforcement of Canadian Protection Order  
EOM - Emancipation of Minor  
FOR - Foreclosure  
FPO - Foreign Protection Order  
FVL - Motion to Show Cause /Fruivolous Lien  
HAR - Unlawful Harassment  
HSI - Application for Health & Safety Inspection  
INJ - Injunction  
IPL - Complaint for Interpleader  
LUP - Land Use Petition  
MAL - Other Malpractice  
MED - Medical Malpractice  
MER - Meretricious Relationships  
MHA - Malicious Harassment  
MSC - Miscellaneous  
MST - Minor Settlement  
MWP - Minor Work Permit  
NJF - Non Judicial Filing  
OSS - Petition to Issue Out of State Subpoena  
PBC - Petition for Birth Certificate Change  
PBJ - Petition for Justification /Bail Bond Company  
PCC - Petition for Civil Commitment  
PFA - Property Fairness Act  
PIN - Personal Injury

PPT - Petition for Perpetuation of Testimony  
PRA - Public Records Act  
PRG - Property Damage /Gangs  
PRP - Property Damage  
PVO - Petition for Vehicle Ownership  
QTI - Quiet Title  
RCV - Petition to Appoint Receiver  
RDR - Relief from Duty to Register  
RFR - Restoration of Firearms Rights  
RRC - Remove Restricted Covenant  
SCA - Small Claims Appeal  
SDR - School District /Required Action Plan  
SER - Subdivision Election Process Law Review  
SPC - Seizure of Property From Commission of a Crime  
SPR - Seizure of Property Resulting From a Crime  
STK - Stalking Protection  
SXP - Sexual Assault Protection  
TMV - Tort /Motor Vehicle  
TSS - Petition for Approval of Transfer of Structured Settlement  
TTO - Tort /Other  
UND - Unlawful Detainer  
VAP - Vulnerable Adult Protection Order  
VEP - Voter Election Process Law Review  
VVT - Victims of Motor Vehicle Theft /Civil Action  
WDE - Wrongful Death  
WHC - Writ of Habeas Corpus  
WMW - Miscellaneous Writs  
WRM - Writ of Mandamus  
WRR - Writ of Restitution  
WRV - Writ of Review  
XRP - Extreme Risk Protection Order

### **Civil Matters Filed with Clerk (case type 2)**

ABJ - Abstract of Judgment  
FJU - Foreign Judgment  
TAX - Tax Warrants  
TRJ - Transcript of Judgment  
CFJ - Petition for Order Granting Judgment on Confession of Judgment

### **Civil RALJ Cases (case type 2)**

LCA - Lower Court Appeal /Civil  
LCI - Lower Court Appeal /Infractions

### **Completion**

A case is completed if dispositive document is filed with the court following resolution.

### **Criminal Cases (case type 1, no RALJ)**

Adult criminal cases, excluding appeals from courts of limited jurisdiction. This reporting category includes the following crime categories within SCOMIS case type 1:

Homicide  
Sex Crime  
Robbery  
Assault  
Theft/Burglary  
Motor Vehicle Theft  
Controlled Substance  
Others

### **Criminal RALJ Cases (case type 1)**

CRJ - Criminal RALJ

### ***Domestic Cases (case type 3)***

CIR - Committed Intimate Relationship  
CUS - Child Custody  
DIC - Dissolution w/ Children  
DIN - Dissolution no Children  
DIS - Dissolution  
DPC - Dissolution of Domestic Partnership w/ Children  
DPN - Dissolution of Domestic Partnership /No Children  
FJU - Out of State Support Registration /Foreign Judgment  
INC - Annulment /Inv of Marriage w/ Children  
IND - Annulment /Inv of Domestic Partnership w/ Children  
INP - Invalidity, Domestic Partnership  
INV - Annulment /Invalidity  
MDS - Modification/Support Only  
MOD - Modification  
MSC - Miscellaneous  
MWA - Mandatory Wage Assignment  
OSC - Out of State Custody  
PPS - Parenting Plan / Child Support  
PSO - Petition for Entry of KC Support Order  
RCV - Relative Child Visitation  
RIC - Reciprocal, Resp in County  
ROB - Relocation /Objection  
ROC - Reciprocal, Resp out of County  
RVC - Relative Child Visits  
SDC - Legal Separation, Domestic Partnership w/ Children  
SEC - Legal Separation w/ Children  
SEP - Legal Separation  
SPD - Legal Separation, Domestic Partnership /No Children  
TSS - Structured Settlement

### ***Jury Trial***

A hearing is reported as a jury trial if the jury is impaneled.

### ***Juvenile BECCA Cases (case type 7)***

ARY - At Risk Youth  
CNS - Child In Need Of Services  
DDP - Developmental Disability  
DGN - Dependency Guardianship  
EFC - Extended Foster Care, Dependency  
GFC - Guardianship Foster Children  
RPR - Reinstatement of Parental Rights  
RVS - Relative Visitation  
TRU - Truancy  
VYG - Vulnerable Youth Guardianship

### ***Juvenile Dependency Cases (case type 7)***

DEP - Dependency  
TER - Termination of Parental Rights

### ***Juvenile Offender Cases (case type 8)***

Homicide  
Sex Crime  
Robbery  
Assault  
Theft/Burglary  
Motor Vehicle Theft

Controlled Substance  
Others

### ***Involuntary Treatment Act Cases (case type 6)***

Alcoholic Treatment (ALT)  
ITA - Adult (MI)  
ITA - Family (MIF)  
ITA - Juvenile (MIJ)

### ***Non-Jury Trial***

A hearing is reported as a non-jury trial if an opening statement is made, waived, or reserved.

### ***Pending Case***

A case is defined as pending if it is unresolved and active (not in suspense).

### ***Post-disposition Modifications***

Petition to modify parenting plan after the resolution of the original case, based on the modification schedule.

### ***Probate and Guardianship Cases (case type 5)***

ABS - Absentee  
AOS - Affidavit of Successor  
ASE - Affidavit of Small Estate  
DSC - Disclaimer  
EST - Estate  
FNW - Foreign Will  
G/E - Guardianship/Estate  
GDE - Guardianship of the Estate  
GDN - Guardianship  
GDP - Guardianship of the Person  
LGD - Limited Guardianship  
LGE - Limited Guardianship of the Estate  
LGP - Limited Guardianship of the Person  
MGD - Minor Guardianship  
MSC - Miscellaneous  
MST - Minor Settlement  
NJB - Non Judicial Binding/TEDRA Agreement  
NNC - Non Probate Notice to Creditor  
POA - Petition for Relief (RCW 11.94) /Power of Attorney  
RGR - Registration of Guardianship  
RTR - Registration of Trust /Trust Situs  
SNT - Special Needs Trust  
TDR - Trust/Estate Dispute Resolution  
TRS - Trust  
WLL - Will Only

### ***Resolution***

A case is resolved if all issues in the complaint are fully adjudicated.

### ***Suspended Case***

A case is placed in suspense status from active status during the reporting period.

### ***Suspense Status***

A case is on suspense status if it is on warrant, appeal, stay, mediation, arbitration ("Deferred Prosecution" is not a suspense status, but is treated as a resolution).

### ***Trial***

A hearing set before a judge or jury in which all the issues in the case are meant to be resolved. A trial normally includes opening statements to the court or jury stating what evidence will show, introduction of witnesses and exhibits for direct and cross examination, final arguments to the court or jury in which counsel argue both the evidence and the law, and judgment by the court or jury stating what the facts of the case are and what law applies to the facts. In a jury case, it also includes the selection of the jury. A trial can be held for one or more cases. A single trial may be held to adjudicate more than one case (as defined above).