



King County

Department of Judicial Administration

Barbara Miner

Director and Superior Court Clerk

(206) 296-9300 (206) 296-0100 TTY/TDD

King County Superior Court

Quarterly Statistical Report

Third Quarter 2022

Department of Judicial Administration

Prepared by: Shiquan Liao, Ph.D., Statistician

October 15, 2022

Report #: QTR-2022-03

Seattle:
516 Third Avenue Room E609
Seattle, WA 98104-2386

Regional Justice Center:
401 Fourth Avenue North Room 2C
Kent, WA 98032-4429

Juvenile Division:
1211 East Alder Room 3015
Seattle, WA 98122-5598

Quarterly Report Summary

King County Superior Court

NOTE: Washington State Supreme Court orders related to the coronavirus pandemic, beginning March 2020, affect the statistics for the foreseeable future.

Highlights

- **Criminal Cases** -- The criminal filings in the first three quarters of 2022 were higher than in 2021, showing a 6.1% increase from 2021. The year-to-date criminal filings (excluding RALJ) in 2022 were 3,658 cases, with MRJC accounting for 38% of the total cases. The year-to-date resolutions of criminal cases in 2022 was 3,564 cases. The pending criminal caseload at the end of September 2022 was 4,222 cases (excluding RALJ). Of the 4,222 pending criminal cases, 41% were the MRJC cases.
- **Civil Cases**. Filings in civil cases (case type 2) in the first three quarters of 2022 were higher than 2021 as well (+12.4%). The civil resolutions were slightly lower than the filing volume in the same period. The pending civil caseload was 6,563 cases at the end of September 2022, a low volume. MRJC had 33% of the civil pending caseload.
- **Domestic Cases**. Domestic case (case type 3) filings in 2022 were slightly lower than 2021 (-3.8%), totaling 4,651 cases. The resolutions of domestic cases matched the filing volume in the same period. The pending domestic caseload was 4,359 cases at the end of September 2022, with 41% being the MRJC cases.
- **ITA Cases**. The filings of ITA cases in 2022 continued an upward trend and with a high volume. A total of 4,277 ITA cases were filed in the first three quarters of 2022, up 9.2% from the same period in 2021. The number of ITA cases remaining to be adjudicated at the end of September 2022 was 405 cases.
- **Juvenile Dependency/Termination (DEP/TER) and At-risk Youth (ARY)/Child-in-Need of Service (CHINS) Cases**. In the first three quarters of 2022, the filing volume in juvenile-related categories showed different patterns when compared to that in 2021: dependency filings remained little changed (+1.0%), termination down 23.3%, and ARY/CHINS/others up 12.2%. Court also started to receive a significant number of truancy cases in 2022 after a pause during the Covid pandemic. At the end of September 2022, there were 283 dependency cases, 241 termination cases, and 127 ARY/CHINS/Other cases pending resolution.
- **Juvenile Offender Cases**. The juvenile offender filings in 2022 increased from 2021 but remains low. In 2022, 346 offender cases were filed, a 24.5% increase from 2021. The resolution pace for juvenile offender cases was slower than the filing pace in the same period. At the end of the September 2022, there were 256 juvenile offender pending cases, a very low volume.
- **Pro Tem Use**. In the first three quarters of 2022, the daily Pro Tem use by the court was 2.0, 4.8, and 4.5 FTEs, respectively.
- **Post-resolution Modifications (Table 1-A)**. In 2022, there were 456 post-resolution modifications filed (both parenting plan and relocation modifications).
- **Active re-opened cases and family law modification cases (Table 4-A)**. At the end of September 2022, there were 713 active re-opened cases and 503 active family law modification cases.

Table 1. Year-to-Date Filing Activity

King County Superior Court

Reporting Category	Year-to-Date (Jan – Sep) and Annual Filing Activity ⁽¹⁾					2021-2022 change (+ means “increase”)		% of 2022 Total Filing ⁽²⁾
	2018	2019	2020	2021	2022	Cases	Percentage	
Total (incl. RALJ)								
Year-to-Date Filing	40860	39925	32073	30824	33545	+2721	+8.8%	
Annual Filing	53835	52889	43103	40249				
Criminal (excl. RALJ)								
Year-to-Date Filing	4447	4865	4356	3449	3658	+209	+6.1%	10.9%
Annual Filing	5989	6607	5877	4658				
Civil (excl. RALJ)								
Year-to-Date Filing	16905	15884	11511	10550	11857	+1307	+12.4%	35.3%
Annual Filing	22217	21202	15352	13624				
Domestic								
Year-to-Date Filing	5923	5516	4589	4835	4651	-184	-3.8%	13.9%
Annual Filing	7640	7280	6163	6184				
Probate								
Year-to-Date Filing	4812	5203	4925	5876	5926	+50	+0.9%	17.7%
Annual Filing	6382	6804	6766	7478				
Guardianship								
Year-to-Date Filing	728	559	529	600	720	+120	+20.0%	2.1%
Annual Filing	977	706	725	1057				
Adoption								
Year-to-Date Filing	322	369	294	267	275	+8	+3.0%	0.8%
Annual Filing	445	483	431	347				
Parentage								
Year-to-Date Filing	407	402	244	309	250	-59	-19.1%	0.7%
Annual Filing	512	526	340	401				
ITA – Civil Commitment								
Year-to-Date Filing	3651	3766	3791	3918	4277	+359	+9.2%	12.8%
Annual Filing	4910	4985	5131	5159				
Juvenile Dependency (DEP)								
Year-to-Date Filing	597	619	344	307	310	+3	+1.0%	0.9%
Annual Filing	787	811	435	361				
Juvenile Termination (TER)								
Year-to-Date Filing	262	158	194	172	132	-40	-23.3%	0.4%
Annual Filing	344	225	291	205				
Juvenile ARY/CHINS/OTHERS								
Year-to-Date Filing	201	162	94	172	193	+21	+12.2%	0.6%
Annual Filing	293	206	187	251				
Juvenile Truancy								
Year-to-Date Filing	1463	1388	493	4	871	+867	+21675%	2.6%
Annual Filing	1925	1706	501	61				
Juvenile Offender								
Year-to-Date Filing	980	882	631	278	346	+68	+24.5%	1.0%
Annual Filing	1229	1121	788	356				
Criminal RALJ								
Year-to-Date Filing	89	102	48	37	37	0	0%	0.1%
Annual Filing	117	146	63	49				
Civil RALJ								
Year-to-Date Filing	43	50	30	50	42	-8	-16.0%	0.1%
Annual Filing	68	81	53	58				
Matters Filed with Clerk ⁽³⁾								
Year-to-Date Filing	6685	7342	2545	2130	3718	+1588	+74.6%	
Annual Filing	9036	10030	2784	2882				

(1) New filings only (based on filing date).

(2) New filings of each reporting category as percentage of “Year-to-Date Filing”.

(3) “Matters Filed with Clerk” not included in the “Total”.

Chart 1-A. Quarterly Filing Activity
Total Judicial Cases Only ("Matters Filed with Clerk" excluded)

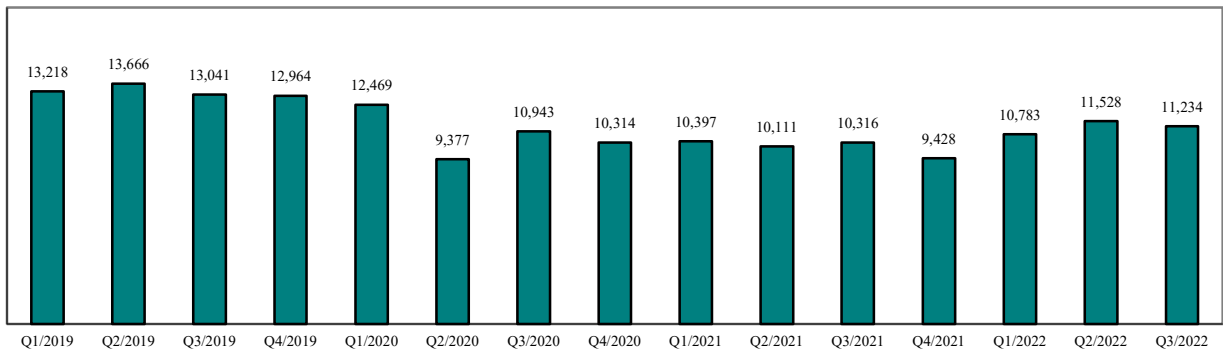


Chart 1-B. Quarterly Filings: Criminal and Juvenile Offender Cases

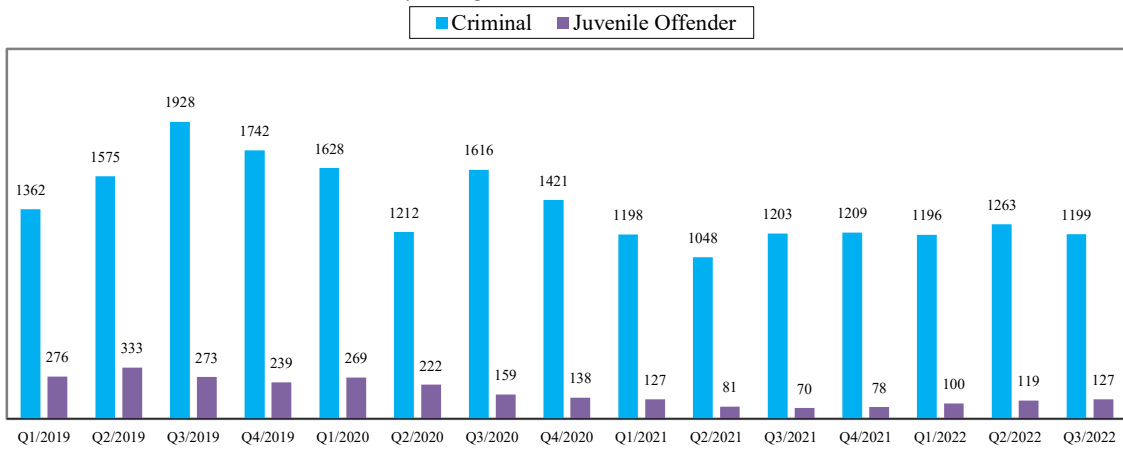
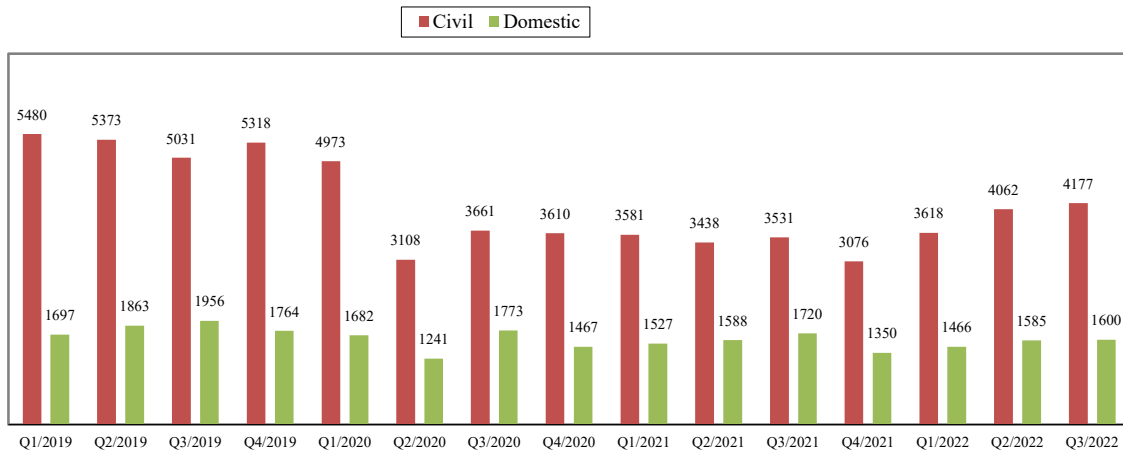


Chart 1-C. Quarterly Filings: Civil and Domestic Cases



* Note: "Civil" is specifically defined in this report. The category of "Civil" does **not** include the following case types: domestic, probate, guardianship, adoption, Parentage, ITA (civil commitment), juvenile cases (dependency, at-risk youth, child-in-need of service), civil RALJ, and tax filings that don't require judicial resources ("matters filed with clerk"). Please check the Appendix for the cause codes in the "General Civil" category.

Table 1-A. Post-Resolution Modifications Filed (Domestic and Parentage Cases)

		2020Q1			2020Q2			2020Q3			2020Q4			Year 2020		
Location	Case Type	DMOD	DTBA	Total	DMOD	DTBA	Total	DMOD	DTBA	Total	DMOD	DTBA	Total	DMOD	DTBA	Total
KNT	Domestic	5	59	64	11	39	50	14	42	56	9	50	59	39	190	229
	Parentage	1	11	12	1	2	3	0	11	11	1	2	3	3	26	29
KNT Total		6	70	76	12	41	53	14	53	67	10	52	62	42	216	258
SEA	Domestic	17	69	86	19	42	61	26	55	81	20	52	72	82	218	300
	Parentage	1	7	8	1	2	3	1	3	4	0	2	2	3	14	17
SEA Total		18	76	94	20	44	64	27	58	85	20	54	74	85	232	317
KNT/SEA Total		24	146	170	32	85	117	41	111	152	30	106	136	127	448	575
		2021Q1			2021Q2			2021Q3			2021Q4			Year 2021 (YTD)		
Location	Case Type	Relocation	Parent Mod	Total	Relocation	Parent Mod	Total	Relocation	Parent Mod	Total	Relocation	Parent Mod	Total	Relocation	Parent Mod	Total
KNT	Domestic	12	52	64	16	39	55	18	56	74	9	38	47	55	185	240
	Parentage	1	6	7	1	12	13	1	4	5	1	1	1	3	23	26
KNT Total		13	58	71	17	51	68	19	60	79	9	39	48	58	208	266
SEA	Domestic	19	65	84	28	72	100	19	71	90	8	54	62	74	262	336
	Parentage	0	3	3	2	4	6	1	6	7	1	3	4	4	16	20
SEA Total		19	68	87	30	76	106	20	77	97	9	57	66	78	278	356
KNT/SEA Total		32	126	158	47	127	174	39	137	176	18	96	114	136	486	622
		2022Q1			2022Q2			2022Q3			2022Q4			Year 2022 (YTD)		
Location	Case Type	Relocation	Parent Mod	Total	Relocation	Parent Mod	Total	Relocation	Parent Mod	Total	Relocation	Parent Mod	Total	Relocation	Parent Mod	Total
KNT	Domestic	12	53	65	10	57	67	11	52	63				33	162	195
	Parentage	0	4	4	0	4	4	0	6	6				0	14	14
KNT Total		12	57	69	10	61	71	11	58	69				33	176	209
SEA	Domestic	19	59	78	24	63	87	14	56	70				57	178	235
	Parentage		3	3	2	3	5	1	3	4				3	9	12
SEA Total		19	62	81	26	66	92	15	59	74				60	187	247
KNT/SEA Total		31	119	150	36	127	163	26	117	143				93	363	456
1) Prior to 2019, both parenting and support modifications were included; 2) Starting 2019, only parenting modification and relocation are included.																

Table 2. Number of Cases Resolved and Resolution Category (%)

King County Superior Court

Reporting Category	Q4/20	Q1/21	Q2/21	Q3/21	Q4/21	Q1/22	Q2/22	Q3/22
Total Resolutions (excl. "Matters Filed with Clerk")	10416	10692	10674	11495	9970	10300	10916	10756
Criminal (excl. RALJ): # Resolved	1015	1543	1505	1174	1439	1103	1236	1225
Resolved by Jury Trial	1.3%	0.5%	2.0%	2.7%	2.2%	1.1%	1.9%	2.3%
Resolved by Non-Jury Trial	0.6%	0.6%	0.3%	0.7%	1.0%	0.2%	0.3%	0.1%
Resolved by Guilty Plea	72.6%	48.3%	59.7%	63.5%	47.0%	67.5%	68.3%	68.7%
Dismissal	25.4%	48.4%	35.7%	31.0%	49.3%	29.7%	29.0%	28.8%
Others	0.1%	2.3%	2.3%	2.1%	0.5%	1.5%	0.4%	0.2%
Civil: # Resolved	3515	3458	3373	4051	3482	3631	3838	3838
Resolved by Jury Trial	0.2%	0.6%	0.4%	0.3%	0.4%	0.4%	0.4%	0.4%
Resolved by Non-Jury Trial	0.1%	0.5%	0.5%	0.3%	0.6%	0.3%	0.3%	0.3%
Summary Judgment	1.3%	1.6%	1.9%	1.6%	1.6%	1.9%	1.3%	1.6%
Default/ Uncontested	38.2%	37.1%	38.3%	34.7%	37.7%	39.9%	41.0%	47.7%
Arbitration	5.8%	3.8%	4.7%	4.7%	4.1%	3.2%	3.1%	2.6%
Settlement/Dismissal	53.0%	53.8%	52.8%	45.1%	48.7%	48.7%	49.0%	42.8%
Closure by Clerk	0.3%	1.4%	0.2%	12.2%	5.8%	4.4%	3.6%	3.8%
Others	1.1%	1.3%	1.2%	1.1%	1.0%	1.1%	1.3%	0.9%
Domestic: # Resolved	1750	1587	1579	1600	1471	1651	1489	1537
Resolved by Trial	4.1%	4.5%	4.9%	4.3%	6.1%	4.3%	3.8%	5.0%
Default/ Uncontested	8.6%	6.9%	8.2%	7.8%	8.2%	6.6%	7.5%	7.0%
Settlement /Dismissal	86.8%	88.0%	86.6%	87.4%	82.6%	86.3%	86.8%	86.1%
Closure by Clerk	0.1%	0.2%	0.0%	0.6%	2.7%	2.4%	1.9%	1.7%
Others	0.3%	0.4%	0.3%	0.1%	0.4%	0.5%	0.1%	0.1%
Probate: # Resolved	1621	1850	1927	1792	1669	1909	1877	1829
Personal Rep. Appointed	70.8%	73.8%	68.9%	72.7%	71.4%	72.2%	69.7%	70.9%
Dismissal	6.8%	4.9%	7.3%	6.0%	5.9%	4.6%	6.7%	2.0%
Closure by Clerk	0.0%	0.0%	0.0%	0.0%	0.0%	0.0%	0.0%	0.1%
Others	22.5%	21.4%	23.8%	21.3%	22.7%	23.3%	23.6%	27.1%
Guardianship: # Resolved	172	145	185	166	240	213	222	224
Guardian Appointed	83.7%	82.1%	75.1%	72.3%	58.8%	43.2%	49.5%	58.5%
Dismissal	16.3%	16.6%	20.0%	15.7%	22.9%	39.0%	36.5%	23.7%
Closure by Clerk	0.0%	0.0%	0.0%	0.0%	0.0%	0.0%	0.0%	0.0%
Others	0.0%	1.4%	4.9%	12.0%	18.3%	17.8%	14.0%	17.9%
Adoption: # Resolved	107	78	89	83	86	85	99	71
Resolved by Trial	0.0%	1.3%	0.0%	0.0%	0.0%	1.2%	11.1%	1.4%
Uncontested	0.9%	0.0%	1.1%	0.0%	0.0%	7.1%	0.0%	0.0%
Settlement /Dismissal	98.1%	97.4%	98.9%	100.0%	100.0%	72.9%	73.7%	84.5%
Closure by Clerk	0.0%	1.3%	0.0%	0.0%	0.0%	18.8%	15.2%	14.1%
Others	0.9%	0.0%	0.0%	0.0%	0.0%	0.0%	0.0%	0.0%
Parentage: # Resolved	96	89	98	94	94	115	103	74
Resolved by Trial	4.2%	3.4%	2.0%	3.2%	4.3%	2.6%	2.9%	5.4%
Summary Judgment	42.7%	31.5%	38.8%	30.9%	27.7%	33.0%	32.0%	47.3%
Default/ Uncontested	19.8%	20.2%	20.4%	20.2%	21.3%	30.4%	12.6%	9.5%
Settlement/Dismissal	33.3%	44.9%	38.8%	45.7%	40.4%	28.7%	50.5%	37.8%
Closure by Clerk	0.0%	0.0%	0.0%	0.0%	6.4%	4.3%	1.9%	0.0%
Others	0.0%	0.0%	0.0%	0.0%	0.0%	0.9%	0.0%	0.0%
ITA(civil commitment): # Resolved	1206	1178	1325	1144	1109	1261	1714	1426
Court Decision to Commit	35.8%	36.3%	30.4%	28.0%	26.2%	24.7%	17.9%	20.8%
Closed by Court	0.0%	0.0%	0.0%	0.0%	0.0%	0.0%	0.0%	0.0%
Dismissal	10.5%	11.9%	15.4%	12.2%	13.9%	13.0%	11.7%	13.3%
Others	53.6%	51.8%	54.2%	59.8%	59.9%	62.3%	70.5%	66.0%
Juv. Dependency: # Resolved	162	134	108	86	71	78	105	66
Finding of Dependency	69.5%	63.4%	75.9%	39.4%	66.2%	60.3%	61.0%	63.6%
Dismissal	28.7%	35.8%	24.1%	50.6%	33.8%	39.7%	37.1%	36.4%
Others	1.8%	0.7%	0.0%	0.0%	0.0%	0.0%	1.9%	0.0%

Table 2 (cont.). Number of Cases Resolved and Resolution Category (%)

King County Superior Court

Reporting Category	Q4/20	Q1/21	Q2/21	Q3/21	Q4/21	Q1/22	Q2/22	Q3/22
Juv. Terminations: # Resolved	43	56	69	99	41	60	43	31
Finding of Dependency	97.7%	89.3%	79.7%	91.9%	82.9%	78.3%	76.7%	64.5%
Dismissal	2.3%	10.7%	20.3%	8.1%	17.1%	21.7%	23.3%	35.5%
Others	0.0%	0.0%	0.0%	0.0%	0.0%	0.0%	0.0%	0.0%
ARY/CHINS/OTHER: # Resolved	51	75	55	65	30	57	57	59
Approve of Petition	58.7%	78.7%	78.2%	89.2%	73.3%	80.7%	73.7%	74.6%
Dismissal	41.3%	21.3%	21.8%	10.8%	26.7%	17.5%	26.3%	25.4%
Others	0.0%	0.0%	0.0%	0.0%	0.0%	1.8%	0.0%	0.0%
Juvenile Truancy: # Resolved	228	285	75	116	111	17	20	241
Approve of Petition	0.4%	0.0%	0.0%	7.8%	1.8%	17.6%	50.0%	2.9%
Dismissal	99.6%	100.0%	100.0%	66.4%	98.2%	82.4%	70.0%	97.1%
Others	0.0%	0.0%	0.0%	25.9%	0.0%	0.0%	0.0%	0.0%
Juvenile Offender: # Resolved	191	178	197	140	110	89	84	107
Resolved by Trial (Fact Finding)	0.5%	0.6%	0.0%	0.0%	2.7%	0.0%	1.2%	2.8%
Resolved by Guilty Plea	31.9%	34.8%	46.7%	45.0%	31.8%	39.3%	39.3%	41.1%
Dismissal	48.2%	48.3%	38.1%	40.7%	46.4%	40.4%	41.7%	30.8%
Deferred Disposition (DDSP)	16.2%	12.9%	13.2%	12.1%	13.6%	18.0%	15.5%	15.9%
Others (including Deferred Prosecution)	3.1%	3.4%	2.0%	2.1%	5.5%	2.2%	2.4%	9.3%
Criminal RALJ: # Resolved	26	26	25	31	5	14	15	12
RALJ Decision	84.6	84.6%	80.0%	38.7%	20.0%	57.1%	46.7%	50.0%
Dismissal	11.5	11.5%	20.0%	58.1%	60.0%	42.9%	53.3%	50.0%
Others	3.8	3.8%	0.0%	3.2%	20.0%	0.0%	0.0%	0.0%
Civil RALJ: # Resolved	10	10	13	31	12	17	14	16
RALJ Decision	90.0%	20.0%	15.4%	25.8%	16.7%	47.1%	28.6%	25.0%
Dismissal	0.0%	60.0%	76.9%	67.7%	66.7%	52.9%	50.0%	62.5%
Others	10.0%	20.0%	7.7%	6.5%	16.7%	0.0%	21.4%	12.5%

Chart 2-A. Quarterly Resolutions
Total Judicial Cases Only ("Matters Filed with Clerk" excluded)

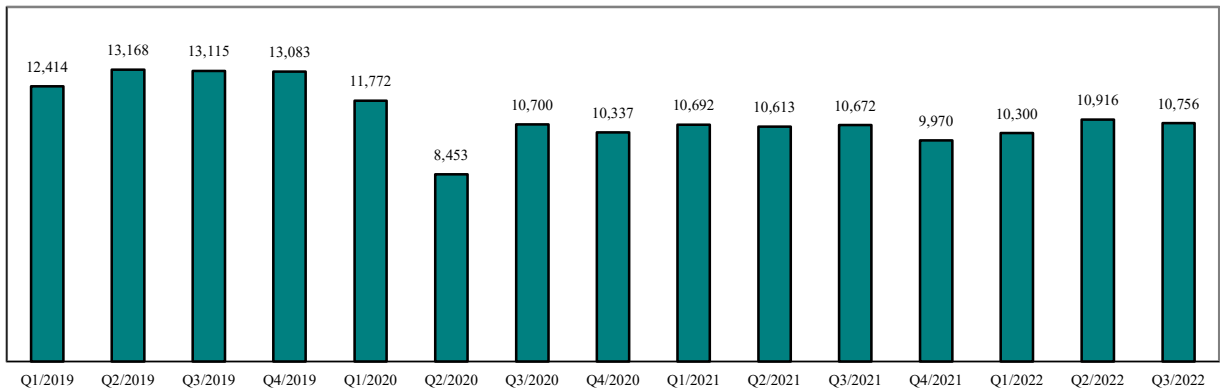


Chart 2-B. Quarterly Resolutions: Criminal and Juvenile Offender Cases

■ Criminal ■ Juvenile Offender

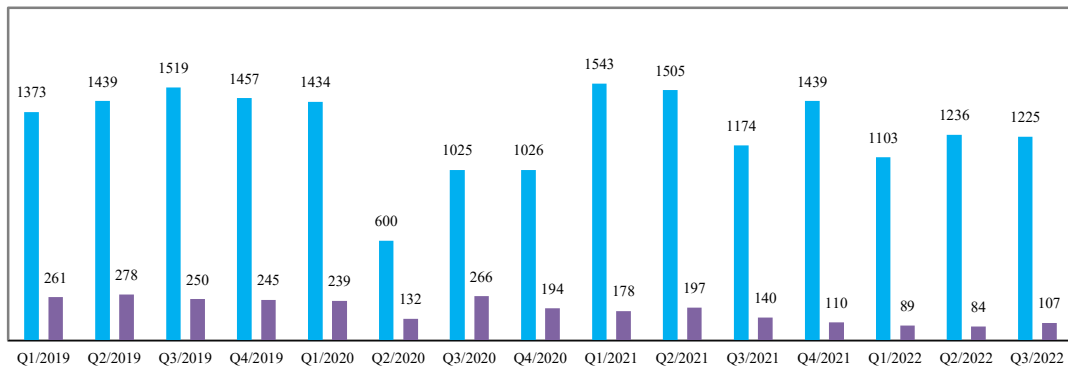
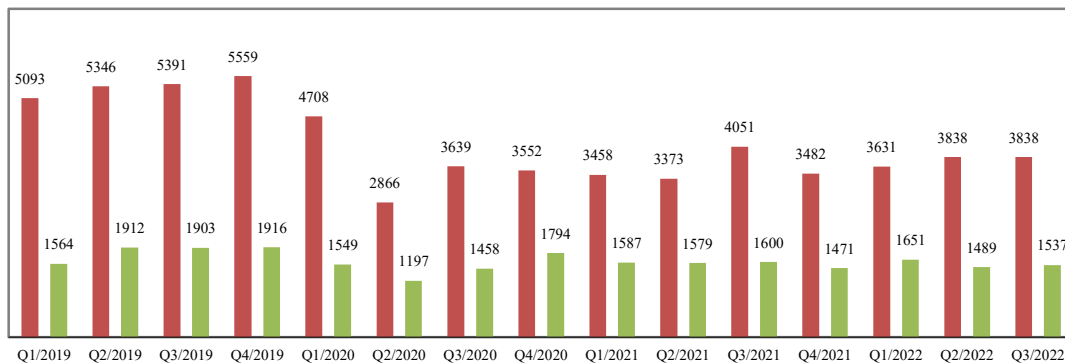


Chart 2-C. Quarterly Resolutions: Civil and Domestic Cases

■ Civil ■ Domestic



Note: "Civil" is specifically defined in this report. The category of "Civil" does **not** include the following case types: domestic, probate, guardianship, adoption, Parentage, mental illness, juvenile cases (dependency, at-risk youth, child-in-need of service), civil RALJ, and tax filings that don't require judicial resources ("matters filed with clerk"). Please check the Appendix for the cause codes in the "General Civil" category.

Table 3. Age of Resolved Cases
King County Superior Court

Reporting Category	Age of Cases at Resolution							
	Q4/20	Q1/21	Q2/21	Q3/21	Q4/21	Q1/22	Q2/22	Q3/22
Criminal (excl. RALJ)								
Age (days)								
50% Cases Resolved by Day	216	222	221	282	153	278	253	238
90% Cases Resolved by Day	470	555	375	568	672	755	796	741
Comparison with Court Standard of								
90% in 4 months	33%	34%	32%	28%	47%	27%	29%	30%
98% in 6 months	44%	43%	44%	37%	53%	38%	40%	41%
100% in 9 months	64%	59%	59%	49%	61%	49%	53%	55%
Civil (excl. RALJ)								
Age (days)								
50% Cases Resolved by Day	88	90	85	111	79	78	52	46
90% Cases Resolved by Day	396	447	448	549	511	448	423	385
Comparison with Court Standard of								
90% in 12 months	85%	83%	85%	80%	83%	85%	86%	88%
98% in 18 months	96%	94%	93%	90%	91%	94%	94%	95%
100% in 24 months	98%	97%	97%	94%	96%	97%	97%	98%
Domestic								
Age (days)								
50% Cases Resolved by Day	213	210	195	170	189	210	209	191
90% Cases Resolved by Day	466	510	478	442	479	463	472	446
Comparison with Court Standard of								
90% in 8 months	53%	56%	59%	60%	57%	56%	55%	57%
98% in 10 months	68%	66%	70%	69%	68%	66%	66%	66%
100% in 14 months	87%	84%	85%	88%	85%	87%	86%	88%
Probate								
Age (days)								
50% Cases Resolved by Day	4	3	3	3	2	3	3	3
90% Cases Resolved by Day	35	27	42	41	34	27	44	25
Comparison with Court Standard of								
90% in 8 months	98%	98%	97%	98%	99%	99%	98%	99%
98% in 18 months	99%	99%	98%	99%	100%	100%	99%	100%
100% in 36 months	100%	100%	99%	100%	100%	100%	100%	100%
Guardianship								
Age (days)								
50% Cases Resolved by Day	52	54	53	53	50	62	62	62
90% Cases Resolved by Day	133	178	130	172	176	175	238	201
Comparison with Court Standard of								
90% in 8 months	97%	92%	97%	93%	95%	94%	90%	91%
98% in 18 months	100%	98%	98%	98%	99%	100%	100%	100%
100% in 36 months	100%	99%	98%	99%	100%	100%	100%	100%
Adoption								
Age (days)								
50% Cases Resolved by Day	40	106	58	37	64	69	63	69
90% Cases Resolved by Day	163	336	223	206	244	539	812	514
Comparison with Court Standard of								
90% in 8 months	94%	80%	91%	94%	90%	67%	76%	75%
98% in 10 months	95%	87%	92%	95%	94%	73%	80%	80%
100% in 14 months	99%	95%	94%	96%	97%	77%	82%	86%
Parentage								
Age (days)								
50% Cases Resolved by Day	246	207	149	204	214	169	200	161
90% Cases Resolved by Day	455	484	469	573	633	431	481	476
Comparison with Court Standard of								
90% in 8 months	50%	62%	76%	54%	53%	68%	61%	65%
98% in 10 months	75%	72%	83%	67%	69%	81%	71%	76%
100% in 14 months	89%	84%	88%	84%	82%	89%	78%	87%

Table 3 (cont.) Age of Resolved Cases

King County Superior Court

Reporting Category	Age of Cases at Resolution							
	Q4/20	Q1/21	Q2/21	Q3/21	Q4/21	Q1/22	Q2/22	Q3/22
ITA (civil commitment) *								
Age (days)								
50% Cases Resolved by Day	13	13	12	11	12	11	14	11
90% Cases Resolved by Day	48	42	52	44	43	42	297	40
Juvenile Dependency (DEP)								
Age (days)								
50% Cases Resolved by Day	245	150	155	165	181	153	154	152
90% Cases Resolved by Day	636	573	554	468	529	303	430	422
Comparison with Court Standard of								
90% in 8 months	49%	65%	76%	70%	63%	81%	71%	71%
98% in 10 months	61%	70%	83%	80%	68%	90%	76%	77%
100% in 14 months	75%	81%	88%	87%	82%	92%	90%	89%
Juvenile Termination (TER)								
Age (days)								
50% Cases Resolved by Day	126	253	162	364	157	249	188	319
90% Cases Resolved by Day	307	514	784	882	580	746	336	887
Comparison with Court Standard of								
90% in 8 months	61%	48%	65%	34%	56%	48%	65%	45%
98% in 10 months	88%	66%	68%	45%	59%	60%	81%	48%
100% in 14 months	93%	77%	74%	56%	78%	65%	93%	58%
Juv ARY/CHINS/OTHER								
Age (days)								
50% Cases Resolved by Day	36	28	31	56	35	35	35	35
90% Cases Resolved by Day	339	231	267	898	339	132	275	219
Comparison with Court Standard of								
90% in 8 months	80%	91%	87%	65%	87%	98%	90%	92%
98% in 10 months	87%	95%	95%	69%	87%	98%	92%	95%
100% in 14 months	91%	96%	95%	71%	93%	100%	100%	100%
Juvenile Truancy*								
Age (days)								
50% Cases Resolved by Day	383	411	447	548	869	57	78	915
90% Cases Resolved by Day	601	643	519	896	1023	661	455	1220
Juvenile Offender								
Age (days)								
50% Cases Resolved by Day	230	233	169	294	263	229	181	142
90% Cases Resolved by Day	489	510	481	697	604	651	611	520
Comparison with Court Standard of								
90% in 4 months	18%	25%	30%	14%	21%	30%	36%	47%
98% in 6 months	40%	39%	51%	30%	28%	44%	48%	56%
100% in 9 months	59%	62%	70%	45%	52%	53%	70%	71%
Criminal RALJ								
Age (days)								
50% Cases Resolved by Day	316	415	480	545	108	251	211	215
90% Cases Resolved by Day	703	708	844	2247	373	523	287	386
Civil RALJ								
Age (days)								
50% Cases Resolved by Day	264	162	168	218	160	165	183	160
90% Cases Resolved by Day	359	214	186	661	265	339	289	204

* No standard yet.

Table 4. Active Pending Caseload Statistics
King County Superior Court

Reporting Category		Q4/20	Q1/21	Q2/21	Q3/21	Q4/21	Q1/22	Q2/22	Q3/22
Total (incl. RALJ)									
Previous Pending	(+)	23149	22977	22831	22153	21128	19567	19610	19276
New Filing	(+)	10156	10397	10111	10316	9428	10783	11528	11234
Resolved	(-)	10193	10692	10674	10796	9970	10300	10916	10756
End Pending		22977	22831	22153	21128	19567	19610	19276	19684
Resolution Rate*		1.004	1.028	1.056	1.047	1.057	0.955	0.947	0.957
Criminal (excl. RALJ)									
Previous Pending	(+)	5659	6083	6024	5649	5510	4849	4808	4248
New Filing	(+)	1400	1198	1048	1203	1209	1196	1263	1199
Resolved	(-)	1015	1543	1505	1174	1439	1103	1236	1225
End Pending		6083	6024	5649	5510	4849	4808	4248	4222
Resolution Rate*		0.725	1.288	1.494	1.079	1.190	0.922	0.979	1.022
Civil (excl. RALJ)									
Previous Pending	(+)	7821	7778	7719	7741	6974	6234	6164	6270
New Filing	(+)	3551	3581	3438	3531	3076	3618	4062	4177
Resolved	(-)	3515	3458	3373	4051	3482	3631	3838	3838
End Pending		7778	7719	7741	6974	6234	6164	6270	6563
Resolution Rate*		0.990	0.966	0.981	1.147	1.132	1.004	0.945	0.919
Domestic									
Previous Pending	(+)	4773	4445	4446	4486	4526	4317	4270	4294
New Filing	(+)	1438	1527	1588	1720	1350	1466	1585	1600
Resolved	(-)	1750	1587	1579	1600	1471	1651	1489	1537
End Pending		4445	4446	4486	4526	4317	4270	4294	4359
Resolution Rate*		1.217	1.039	0.994	0.930	1.090	1.126	0.939	0.961
Probate									
Previous Pending	(+)	923	1023	1201	1291	1285	1339	1233	1216
New Filing	(+)	1702	2015	1988	1873	1771	2071	1925	1930
Resolved	(-)	1621	1850	1927	1792	1669	1909	1877	1829
End Pending		1023	1201	1291	1285	1339	1233	1216	1302
Resolution Rate*		0.952	0.918	0.969	0.957	0.942	0.922	0.975	0.948
Guardianship									
Previous Pending	(+)	281	290	351	350	491	505	470	474
New Filing	(+)	179	204	184	212	286	230	242	248
Resolved	(-)	172	145	185	166	240	213	222	224
End Pending		290	351	350	491	505	470	474	492
Resolution Rate*		0.961	0.711	1.005	0.783	0.839	0.926	0.917	0.903
Adoption									
Previous Pending	(+)	237	258	269	280	269	260	272	234
New Filing	(+)	132	89	102	76	81	100	70	105
Resolved	(-)	107	78	89	83	86	85	99	71
End Pending		258	269	280	269	260	272	234	265
Resolution Rate*		0.811	0.876	0.873	1.092	1.062	0.850	1.414	0.676
Parentage									
Previous Pending	(+)	249	248	253	257	258	255	231	190
New Filing	(+)	94	103	102	104	92	87	72	91
Resolved	(-)	96	89	98	94	94	115	103	74
End Pending		248	253	257	258	255	231	190	210
Resolution Rate*		1.021	0.864	0.961	0.904	1.022	1.322	1.431	0.813
ITA (civil commitment)									
Previous Pending	(+)	315	321	453	379	428	535	633	337
New Filing	(+)	1225	1313	1349	1256	1241	1337	1476	1464
Resolved	(-)	1206	1178	1325	1144	1109	1261	1714	1426
End Pending		321	453	379	428	535	633	337	405
Resolution Rate*		0.984	0.897	0.982	0.911	0.894	0.943	1.161	0.974

* A value of "Resolution Rate" less than one indicates the resolution pace is slower than the filing pace.

Table 4 (cont.) Active Pending Caseload Statistics

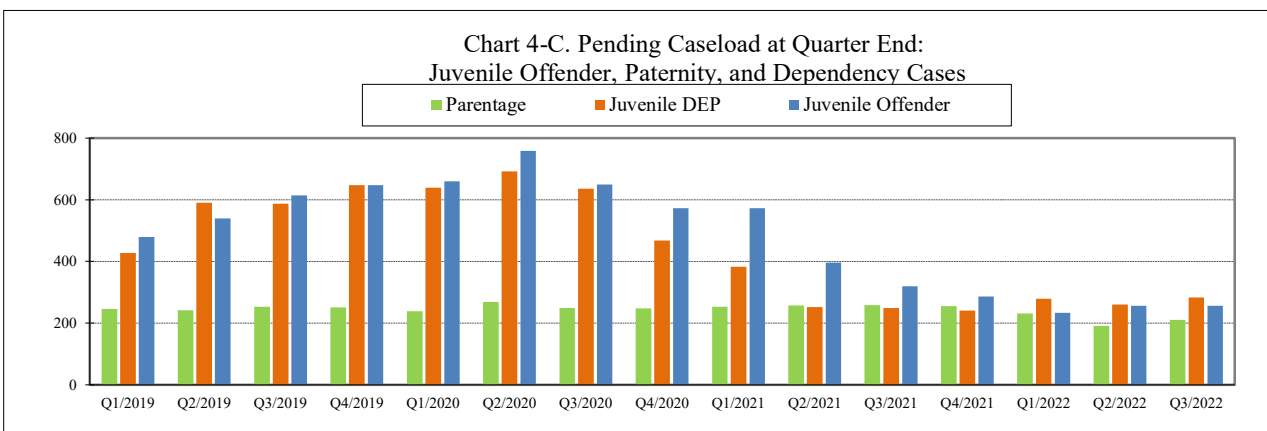
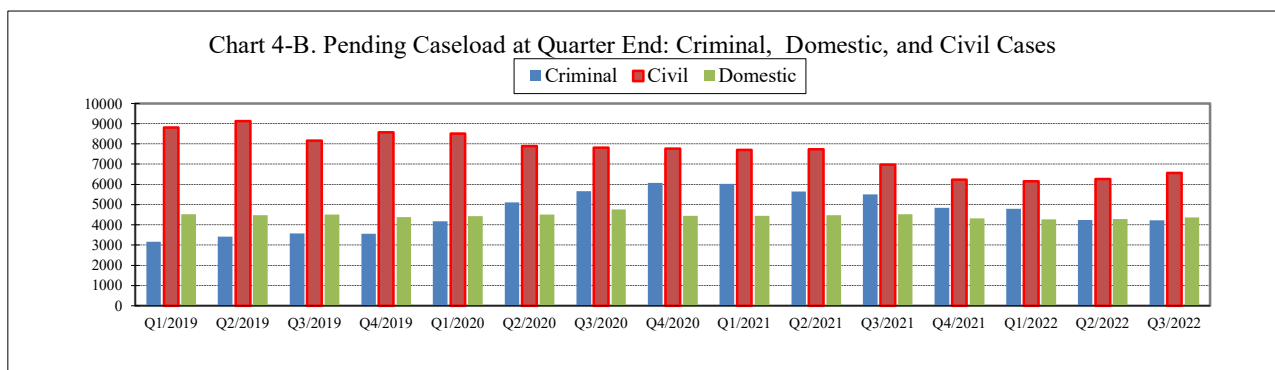
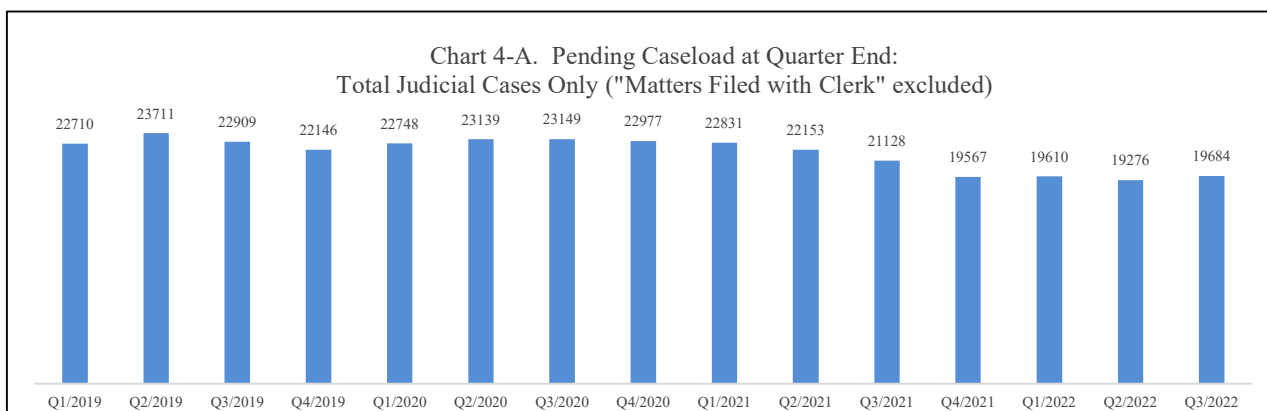
King County Superior Court

Reporting Category	Q4/20	Q1/21	Q2/21	Q3/21	Q4/21	Q1/22	Q2/22	Q3/22
Juvenile Dependency (DEP)								
Previous Pending (+)	635	467	382	252	249	241	279	260
New Filing (+)	117	111	95	101	87	129	89	92
Resolved (-)	162	134	108	86	71	78	105	66
End Pending	467	382	252	249	241	279	260	283
Resolution Rate*	1.347	1.207	1.137	0.851	0.816	0.605	1.180	0.717
Juvenile Termination (TER)								
Previous Pending (+)	341	382	354	345	278	248	224	232
New Filing (+)	93	46	51	75	31	39	49	44
Resolved (-)	43	56	69	99	41	60	43	31
End Pending	382	354	345	278	248	224	232	241
Resolution Rate*	0.462	1.217	1.353	1.320	1.323	1.538	0.878	0.705
Juv ARY/CHINS/OTHERS								
Previous Pending (+)	115	169	156	151	109	120	102	125
New Filing (+)	46	60	53	59	48	45	79	69
Resolved (-)	51	75	55	65	30	57	57	59
End Pending	169	156	151	109	120	102	125	127
Resolution Rate*	1.179	1.250	1.038	1.102	0.625	1.267	0.722	0.855
Juvenile Truancy								
Previous Pending (+)	1042	832	558	479	361	307	625	1077
New Filing (+)	8	0	4	0	57	336	471	64
Resolved (-)	228	285	75	116	111	17	20	241
End Pending	832	558	479	361	307	625	1077	900
Resolution Rate*	28.500	---	18.750	N/A	1.947	0.051	0.042	3.766
Juvenile Offender								
Previous Pending (+)	649	572	572	396	319	286	233	256
New Filing (+)	136	127	81	70	78	100	119	127
Resolved (-)	191	178	197	140	110	89	84	107
End Pending	572	572	396	319	286	233	256	256
Resolution Rate*	1.404	1.402	2.432	2.000	1.410	0.890	0.706	0.843
Criminal RALJ								
Previous Pending (+)	77	66	46	46	34	40	37	31
New Filing (+)	12	5	13	19	12	11	9	17
Resolved (-)	26	26	15	31	5	14	15	12
End Pending	66	46	46	34	40	37	31	36
Resolution Rate*	2.167	5.200	1.154	1.632	0.417	1.273	1.667	0.706
Civil RALJ								
Previous Pending (+)	32	43	47	51	37	31	29	32
New Filing (+)	23	18	15	17	9	18	17	7
Resolved (-)	10	10	13	31	12	17	14	16
End Pending	43	47	51	37	31	29	32	23
Resolution Rate*	0.435	0.556	0.867	1.824	1.333	0.944	0.824	2.286

* A value of "Resolution Rate" less than one indicates the resolution pace is slower than the filing pace.

Table 4-A. Active Re-opened Cases and Modification Cases

Reporting Category	Q4/20	Q1/21	Q2/21	Q3/21	Q4/21	Q1/22	Q2/22	Q3/22
<i>Re-opened without disposition</i>		297	378	445	543	590	654	713
<i>Modification without disposition</i>		462	531	504	485	487	531	503



Note: "Civil" is specifically defined in this report. The category of "Civil" does **not** include the following case types: domestic, probate, guardianship, adoption, Parentage, mental illness, juvenile cases (dependency, at-risk youth, child-in-need of service), civil RALJ, and tax filings that don't require judicial resources ("matters filed with clerk"). Please check the Appendix for the cause codes in the "General Civil" category.

Table 5. Age of Pending Cases

King County Superior Court

Reporting Category	Age of Pending Cases and # of Cases in Each Age Interval							
	Q4/20	Q1/21	Q2/21	Q3/21	Q4/21	Q1/22	Q2/22	Q3/22
Criminal (excl. RALJ): # of Cases	6083	6024	5649	5510	4849	4808	4248	4222
Age (days)								
Median (50 percentile)	200	232	269	287	276	257	235	232
90 percentile	486	541	609	645	687	751	766	786
# of Cases in Age Interval								
0 - 60 days (0 - 2 months)	1159	1045	877	946	819	861	861	823
61 - 120 days (3 - 4 months)	767	767	629	527	576	538	538	559
121 - 180 days (5 - 6 months)	928	624	581	494	471	494	494	405
181 - 270 days (7 - 9 months)	937	1065	744	693	543	581	581	559
> 270 days (> 9 months)	2292	2523	2818	2850	2440	2334	2334	1876
Civil (excl. RALJ): # of Cases	7778	7719	7741	6974	6234	6164	6270	6563
Age (days)								
Median (50 percentile)	203	198	206	196	198	175	155	151
90 percentile	597	646	682	704	694	695	645	640
# of Cases in Age Interval								
0 - 120 days (0 - 4 months)	2689	2704	2617	2467	2148	2433	2653	2769
121 - 240 days (5 - 8 months)	1628	1637	1619	1513	1450	1320	1363	1492
241 - 360 days (9 - 12 months)	1408	1029	1123	961	964	917	861	915
361 - 540 days (13 - 18 months)	1052	1236	1074	690	672	616	565	575
541 - 720 days (19 - 24 months)	597	557	620	700	459	284	278	250
> 720 days (> 24 months)	404	556	688	643	541	594	550	562
Domestic: # of Cases	4445	4446	4486	4526	4317	4270	4294	4359
Age (days)								
Median (50 percentile)	155	161	148	148	162	163	143	144
90 percentile	584	605	644	676	673	640	564	549
# of Cases in Age Interval								
0 - 120 days (0 - 4 months)	1817	1844	1968	1984	1684	1699	1915	1937
121 - 240 days (5 - 8 months)	1091	1110	956	1078	1149	1125	950	1092
241 - 360 days (9 - 12 months)	600	549	665	550	672	656	661	552
361 - 540 days (13 - 18 months)	431	407	336	312	290	288	327	331
> 540 days (> 18 months)	506	536	561	602	522	502	441	447
Probate: # of Cases	1023	1201	1291	1285	1339	1233	1216	1302
Age (days)								
Median (50 percentile)	295	255	267	339	382	372	428	415
90 percentile	1618	1574	1602	1694	1761	1899	2004	2034
# of Cases in Age Interval								
0 - 120 days (0 - 4 months)	322	410	414	337	345	351	337	329
121 - 240 days (5 - 8 months)	146	180	192	184	164	153	129	171
241 - 360 days (9 - 12 months)	97	107	134	146	143	108	112	105
361 - 540 days (13 - 18 months)	107	112	123	138	157	97	78	106
> 540 days (> 18 months)	351	392	428	480	530	524	560	591
Guardianship: # of Cases	290	351	350	491	505	470	474	492
Age (days)								
Median (50 percentile)	207	155	230	162	179	192	221	214
90 percentile	1211	1227	1315	1176	1188	1150	1227	1209
# of Cases in Age Interval								
0 - 120 days (0 - 4 months)	116	158	126	213	203	183	183	189
121 - 240 days (5 - 8 months)	45	42	53	85	81	81	63	68
241 - 360 days (9 - 12 months)	48	40	32	40	59	59	68	50
361 - 540 days (13 - 18 months)	8	34	62	49	39	43	42	46
> 540 days (> 18 months)	73	77	77	104	123	104	118	139

Table 5 (cont.). Age of Pending Cases

King County Superior Court

Reporting Category	Age of Pending Cases and # of Cases in Each Age Interval							
	Q4/20	Q1/21	Q2/21	Q3/21	Q4/21	Q1/22	Q2/22	Q3/22
Adoption: # of Cases	258	269	280	269	260	272	234	265
Age (days)								
Median (50 percentile)	339	380	350	448	561	471	606	393
90 percentile	1226	1315	1396	1495	1589	1663	1771	1846
# of Cases in Age Interval								
0 - 120 days (0 - 4 months)	89	86	75	56	50	74	55	82
121 - 240 days (5 - 8 months)	21	36	47	37	22	29	30	29
241 - 360 days (9 - 12 months)	25	10	20	34	27	19	11	18
361 - 540 days (13 - 18 months)	26	27	21	13	29	23	14	12
> 540 days (> 18 months)	97	110	117	129	132	127	124	124
Parentage: # of Cases	248	253	257	258	255	231	190	210
Age (days)								
Median (50 percentile)	133	146	153	147	150	154	153	139
90 percentile	476	497	525	518	425	429	450	457
# of Cases in Age Interval								
0 - 120 days (0 - 4 months)	108	117	108	115	113	98	80	97
121 - 240 days (5 - 8 months)	57	70	67	65	64	55	50	43
241 - 360 days (9 - 12 months)	34	18	39	36	42	35	27	37
361 - 540 days (13 - 18 months)	32	29	21	17	18	28	22	20
> 540 days (> 18 months)	17	19	22	25	18	15	11	13
ITA (civil commitment): # of Cases	321	453	379	428	535	633	337	405
Age (days)								
Median (50 percentile)	39	36	30	60	93	116	39	52
90 percentile	274	227	304	382	466	536	154	241
# of Cases in Age Interval								
0 - 120 days (0 - 4 months)	258	328	268	290	316	325	267	271
121 - 240 days (5 - 8 months)	27	85	24	41	117	136	64	93
> 240 days (> 8 months)	36	40	87	97	102	172	6	41
Juv Dependency (DEP): # of Cases	467	382	252	249	241	279	260	283
Age (days)								
Median (50 percentile)	372	292	172	150	158	129	135	169
90 percentile	955	668	757	674	575	501	577	591
# of Cases in Age Interval								
0 - 60 days (0 - 2 months)	72	65	46	58	48	96	58	61
61 - 120 days (3 - 4 months)	47	54	46	56	41	41	59	46
121 - 180 days (5 - 6 months)	32	34	38	27	49	26	37	44
181 - 270 days (7 - 9 months)	47	32	40	31	33	40	30	49
> 270 days (> 9 months)	269	197	82	77	70	76	76	83
Juv Termination (TER): # of Cases	382	354	345	278	248	224	232	241
Age (days)								
Median (50 percentile)	326	355	436	329	411	471	550	450
90 percentile	1050	1140	1231	1393	1520	1624	1715	1793
# of Cases in Age Interval								
0 - 60 days (0 - 2 months)	70	26	36	48	18	23	29	32
61 - 120 days (3 - 4 months)	31	49	22	31	21	9	24	18
121 - 180 days (5 - 6 months)	34	37	14	18	33	15	7	24
181 - 270 days (7 - 9 months)	42	39	50	14	26	38	10	13
> 270 days (> 9 months)	205	203	223	167	150	139	162	154
ARY/CHINS/OTHER: # of Cases	169	156	151	109	120	102	125	127
Age (days)								
Median (50 percentile)	658	805	944	959	585	962	336	366
90 percentile	1178	1268	1359	1451	1543	1633	1722	1814
# of Cases in Age Interval								
0 - 60 days (0 - 2 months)	16	13	19	28	21	16	33	38
61 - 120 days (3 - 4 months)	15	8	5	5	21	6	16	8
121 - 180 days (5 - 6 months)	8	9	5	5	8	7	3	9
181 - 270 days (7 - 9 months)	7	7	8	2	6	12	5	4
> 270 days (> 9 months)	120	119	114	69	64	61	68	68

Table 5 (cont.). Age of Pending Cases

King County Superior Court

Reporting Category	Age of Pending Cases and # of Cases in Each Age Interval							
	Q4/20	Q1/21	Q2/21	Q3/21	Q4/21	Q1/22	Q2/22	Q3/22
Juvenile Truancy: # of Cases	832	558	479	361	307	625	1077	900
Age (days)								
Median (50 percentile)	359	470	603	700	711	80	105	165
90 percentile	675	804	896	988	1080	1108	988	297
# of Cases in Age Interval								
0 - 60 days (0 - 2 months)	0	0	4	0	52	251	323	40
61 - 120 days (3 - 4 months)	0	0	0	2	4	105	273	167
121 - 180 days (5 - 6 months)	0	0	0	2	0	22	187	292
181 - 270 days (7 - 9 months)	35	0	0	0	4	0	49	295
> 270 days (> 9 months)	797	558	475	357	247	247	245	106
Juvenile Offender: # of Cases	572	572	396	319	286	233	256	256
Age (days)								
Median (50 percentile)	241	226	254	275	241	140	114	122
90 percentile	665	748	800	892	1018	581	585	549
# of Cases in Age Interval								
0 - 60 days (0 - 2 months)	96	99	54	44	50	66	73	71
61 - 120 days (3 - 4 months)	66	94	49	39	37	39	63	54
121 - 180 days (5 - 6 months)	55	45	43	27	29	34	32	40
181 - 270 days (7 - 9 months)	108	77	59	46	35	24	24	37
> 270 days (> 9 months)	247	257	191	163	135	70	64	54
Criminal RALJ: # of Cases	66	46	46	34	40	37	31	36
Age (days)								
Median (50 percentile)	363	426	268	74	132	148	156	107
90 percentile	1750	1980	2071	393	471	284	364	425
# of Cases in Age Interval								
0 - 60 days (0 - 2 months)	6	3	6	15	9	8	8	9
61 - 120 days (3 - 4 months)	11	6	7	6	7	6	2	10
121 - 180 days (5 - 6 months)	3	4	4	4	10	8	8	5
181 - 270 days (7 - 9 months)	3	6	6	2	6	10	4	4
> 270 days (> 9 months)	43	27	23	7	8	5	9	8
Civil RALJ: # of Cases	43	47	51	37	31	29	32	23
Age (days)								
Median (50 percentile)	122	122	134	102	116	64	95	131
90 percentile	459	549	615	233	318	303	197	470
# of Cases in Age Interval								
0 - 60 days (0 - 2 months)	12	14	11	13	5	13	11	4
61 - 120 days (3 - 4 months)	9	8	9	9	11	6	9	7
121 - 180 days (5 - 6 months)	9	11	11	7	6	3	8	6
181 - 270 days (7 - 9 months)	0	2	6	5	5	3	1	2
> 270 days (> 9 months)	13	12	14	3	4	4	3	4

Table 6. Seattle vs. Regional Justice Center (KNT): Filing, Resolution, Pending Caseload (%)

King County Superior Court

	Q3/21		Q4/21		Q1/22		Q2/22		Q3/22	
	SEA	KNT	SEA	KNT	SEA	KNT	SEA	KNT	SEA	KNT
Filings Total	67%	33%	66%	34%	67%	33%	65%	35%	67%	33%
Criminal (excl. RALJ)	58%	42%	53%	47%	62%	38%	61%	39%	64%	36%
Civil (excl. RALJ)	59%	41%	59%	42%	60%	40%	59%	41%	58%	42%
Domestic	63%	37%	61%	39%	61%	39%	63%	38%	60%	40%
Probate	69%	31%	68%	32%	73%	27%	71%	29%	71%	29%
Guardianship	63%	37%	57%	43%	45%	55%	52%	48%	57%	43%
Adoption	79%	21%	69%	31%	80%	20%	71%	29%	70%	30%
Parentage	50%	50%	35%	65%	44%	56%	39%	61%	47%	53%
ITA (civil commitment)	100%	0%	100%	---	100%	---	100%	--	100%	--
Juv. Dependency (DEP)	76%	24%	60%	40%	56%	44%	61%	39%	55%	45%
Juv. Termination (TER)	69%	31%	81%	19%	51%	49%	49%	51%	59%	41%
Juvenile ARY/CHINS/Other	59%	41%	54%	46%	49%	51%	58%	42%	54%	46%
Juvenile Truancy	---	---	54%	46%	36%	64%	23%	77%	17%	83%
Juvenile Offender	100%	0%	100%	---	100%	---	100%	--	100%	--
Criminal RALJ	79%	21%	83%	17%	55%	46%	89%	11%	53%	47%
Civil RALJ	88%	12%	89%	11%	89%	11%	82%	18%	86%	14%
Resolution Total	65%	35%	67%	33%	66%	34%	67%	33%	67%	33%
Criminal (excl. RALJ)	61%	39%	62%	38%	55%	45%	53%	47%	56%	44%
Civil (excl. RALJ)	56%	44%	59%	41%	59%	41%	60%	41%	58%	42%
Domestic	60%	40%	63%	38%	61%	39%	61%	39%	61%	39%
Probate	70%	30%	69%	31%	72%	28%	71%	29%	72%	28%
Guardianship	74%	27%	57%	43%	57%	43%	53%	47%	55%	45%
Adoption	75%	25%	72%	28%	68%	32%	82%	18%	73%	27%
Parentage	43%	57%	46%	54%	45%	55%	39%	61%	41%	59%
ITA (civil commitment)	100%	---	100%	---	100%	---	100%	--	100%	--
Juv. Dependency (DEP)	61%	40%	73%	27%	60%	40%	60%	40%	67%	33%
Juv. Termination (TER)	62%	38%	46%	54%	65%	35%	54%	47%	52%	48%
Juvenile ARY/CHINS/Other	54%	46%	50%	50%	54%	46%	53%	47%	58%	42%
Juvenile Truancy	12%	88%	99%	1%	35%	65%	30%	70%	79%	21%
Juvenile Offender	100%	---	100%	---	100%	---	100%	--	100%	--
Criminal RALJ	84%	16%	100%	0%	71%	29%	80%	20%	75%	25%
Civil RALJ	87%	13%	75%	25%	77%	24%	86%	14%	81%	19%
Pending Total	63%	37%	64%	36%	64%	36%	62%	38%	62%	38%
Criminal (excl. RALJ)	56%	44%	57%	43%	57%	43%	57%	43%	59%	41%
Civil (excl. RALJ)	66%	34%	67%	33%	67%	33%	67%	33%	67%	33%
Domestic	60%	41%	59%	42%	59%	41%	60%	41%	59%	41%
Probate	67%	33%	66%	34%	70%	30%	71%	29%	70%	30%
Guardianship	58%	42%	58%	42%	57%	43%	58%	42%	58%	42%
Adoption	69%	31%	68%	32%	72%	28%	68%	32%	67%	33%
Parentage	37%	63%	34%	66%	32%	68%	30%	71%	34%	66%
ITA (civil commitment)	100%	0%	100%	---	100%	---	100%	--	100%	--
Juv. Dependency (DEP)	68%	33%	66%	34%	63%	37%	63%	37%	59%	41%
Juv. Termination (TER)	63%	37%	67%	33%	65%	35%	64%	36%	64%	36%
Juvenile ARY/CHINS/Other	56%	44%	60%	40%	56%	44%	59%	41%	57%	43%
Juvenile Truancy	90%	10%	80%	20%	57%	43%	43%	57%	32%	68%
Juvenile Offender	100%	---	100%	---	100%	---	100%	--	100%	--
Criminal RALJ	79%	21%	78%	23%	73%	27%	74%	26%	64%	36%
Civil RALJ	78%	22%	84%	16%	93%	7%	88%	13%	91%	9%

Excluding Cases filed with the Clerk

Table 7. Quarterly Utilization of Pro Tem Judges/Commissioners ⁽¹⁾

Category	Q2/20	Q3/20	Q4/20	Q1/21	Q2/21	Q3/21	Q4/21	Q1/22	Q2/22	Q3/22
Grand Total	346	1045	2316	985	1750	1876	1880	900	2166	2012
FTE Equivalent ⁽²⁾	0.8	2.3	5.1	2.2	3.9	4.2	4.2	2.0	4.8	4.5
By Work Type										
Pro Tem Judge	71	138	305	44	155	263	167	122	135	126
Pro Tem Commissioner	284	907	2011	941	1595	1613	1713	778	2031	1886
By Location										
KCCH	197	580	1355	535	738	960	769	265	980	763
MRJC	35	225	543	228	580	282	513	256	468	687
Juvenile	48	184	277	205	203	373	212	144	305	391
ITA	75	56	142	17	229	259	272	145	376	126
Other or Unspecified	0	0	0	0	0	0	115	91	38	46
By Calendar Type										
Criminal	24	63	70	25	109	233	18	12	50	40
Civil	0	0	1	0	6	3	0	0	0	0
Ex Parte	21	144	371	118	281	444	202	187	475	280
Family Law/Domestic	167	550	1267	620	907	563	1062	321	922	1129
Dependency	22	158	231	185	178	346	177	125	257	351
Juvenile Offender	27	26	42	20	25	27	35	20	48	28
BECCA	0	0	4	0	0	0	0	0	0	12
ITA	75	56	142	17	229	259	272	145	376	126
Juvenile Drug Court	0	0	0	0	0	0	0	0	0	0
Family Treatment Court	0	0	0	0	0	0	0	0	0	0
Plea Calendar	21	49	182	0	11	0	0	0	0	0
Status/Non-Compliance	0	0	0	0	0	0	0	0	0	0
Other or Unspecified	0	0	7	0	0	0	115	91	0	46
By Reason										
Vacation Backfill	190	96	1072	29	118	208	22	20	14	34
Medical Backfill	46	852	392	941	1588	1595	1696	778	2031	1891
Duty Time	69	42	317	15	38	55	30	12	83	34
Conference Coverage	0	83	0	0	8	18	17	0	0	7
Congestion	36	0	429	0	0	0	0	0	0	0
Vacancy Coverage	14	0	63	0	0	0	0	0	0	0
Other or Unspecified	0	0	44	0	0	0	115	91	38	46

(1) This table is based on the time sheet for compensation

(2) Judge FTE Equivalent = # of hours / [7.5 hours/day * 20 days/month * 3 months] = # of hours/450.

Data for the most current quarter are incomplete at reporting time and will be updated in next quarterly report.

The Pro Tem hours are provided quarterly by the Administrative Services Department of King County Superior Court.

Table 8. Ex Parte and Family Law Hearings and Documents Signed

Ex Parte: Hearings Held and Documents Signed								
	2021Q4		2022Q1		2022Q2		2022Q3	
	Hearings	Documents Signed	Hearings	Documents Signed	Hearings	Documents Signed	Hearings	Documents Signed
KNT (EXP04/05)								
Civil	120	733	217	575	277	725	251	971
Domestic	43	458	31	516	45	401	56	239
Probate/Guardianship	278	232	322	256	355	246	342	388
Adoption/Paternity	27	78	25	63	18	47	21	47
Ex Parte Judge Panel (EXP08)		521		576		462		495
Ex Parte Via Clerk (EXP06)		2837		2977		2969		3144
KNT Subtotal	468	4859	595	4963	695	4850	670	5284
SEA (EXP01/02)								
Civil	193	633	300	521	384	689	459	992
Domestic	69	660	68	697	57	389	82	304
Probate/Guardianship	679	544	660	659	805	866	755	936
Adoption/Paternity	57	172	40	119	63	182	46	126
Ex Parte Judge Panel (EXP08)		1395		1363		1270		1128
Ex Parte Via Clerk (EXP07)		5958		6383		6604		6715
SEA Total	998	9362	1068	9742	1309	10000	1342	10201
KNT/SEA Total	1466	14221	1663	14705	2004	14850	2012	15485
FAMILY LAW: Hearings Held and Documents Signed								
	2021Q4		2022Q1		2022Q2		2022Q3	
	Hearings	Documents Signed	Hearings	Documents Signed	Hearings	Documents Signed	Hearings	Documents Signed
KNT (FAM02)								
Civil	955	1007	985	994	979	1022	910	978
Domestic	361	846	315	868	350	930	370	956
Adoption/Paternity	124	291	132	372	105	306	101	273
KNT Subtotal	1440	2144	1432	2234	1434	2258	1381	2207
SEA (FAM01)								
Civil	804	947	765	850	814	900	899	977
Domestic	453	964	452	1116	500	1102	472	1068
Adoption/Paternity	30	230	32	251	20	162	38	167
SEA Total	1287	2141	1249	2217	1334	2164	1409	2212
KNT/SEA Total	2727	4285	2681	4451	2768	4422	2790	4419

Appendix Glossary and Definition

Active Status

A case is active if it is not on suspense status (see Suspense Status).

Adoption and Parentage Cases (case type 5)

ADP - Adoption
CFI - Confidential Intermediary
CHN - Confidential Change of Name
DIP - Disestablishment of Parentage
MDS - Modification/Support Only
MOD - Modification
MSC - Miscellaneous
OAA - Open Adoption Agreement
PAD - De Facto Parentage
PAG - Pre Birth Establish Parentage Genetic
PAS - Establish Parentage Gestational Surrogacy
PAT - Parentage
PPR - Initial Pre Placement Report
PRC - Parentage Rescission/Challenge
PUR - Parentage (URES/UIFA)
REL - Relinquishment
ROB - Relocation Objection
TER - Termination of Parental Rights

Case

A case is defined as a filing with an assigned case number.

Civil Cases (case type 2, no RALJ)

ALR - Administrative Law Review
ALRLI - L&I Administrative Law Review
AOD - Assurance of Discontinuance
ASB - Asbestos
ASP - Asbestos Personal Injury
ASW - Asbestos Wrongful Death
BAT - Petition to Appeal/Amend Ballot Title
CAA - Motion to Confirm/Compel Arbitration Award
CHN - Non Confidential Change of Name
COL - Collection
COM - Commercial
CON - Condemnation
CRP - Certificate of Restoration of Opportunity
CRR - Petition for Certificate of Rehabilitation
DOL - Appeal Licensing Revocation
DSF - Notice of Deposit of Surplus Funds from Trustee's Sale of Real Property
DVP - Domestic Violence
ECP - Enforcement of Canadian Protection Order
EOM - Emancipation of Minor
FOR - Foreclosure
FPO - Foreign Protection Order
FVL - Motion to Show Cause /Fruivolous Lien
HAR - Unlawful Harassment
HSI - Application for Health & Safety Inspection
INJ - Injunction
IPL - Complaint for Interpleader
LUP - Land Use Petition
MAL - Other Malpractice
MED - Medical Malpractice
MER - Meretricious Relationships
MHA - Malicious Harassment
MSC - Miscellaneous
MST - Minor Settlement
MWP - Minor Work Permit
NJF - Non Judicial Filing
OSS - Petition to Issue Out of State Subpoena
PBC - Petition for Birth Certificate Change
PBJ - Petition for Justification /Bail Bond Company
PCC - Petition for Civil Commitment
PFA - Property Fairness Act
PIN - Personal Injury

PPT - Petition for Perpetuation of Testimony
PRA - Public Records Act
PRG - Property Damage /Gangs
PRP - Property Damage
PVO - Petition for Vehicle Ownership
QTI - Quiet Title
RCV - Petition to Appoint Receiver
RDR - Relief from Duty to Register
RFR - Restoration of Firearms Rights
RRC - Remove Restricted Covenant
SCA - Small Claims Appeal
SDR - School District /Required Action Plan
SER - Subdivision Election Process Law Review
SPC - Seizure of Property From Commission of a Crime
SPR - Seizure of Property Resulting From a Crime
STK - Stalking Protection
SXP - Sexual Assault Protection
TMV - Tort /Motor Vehicle
TSS - Petition for Approval of Transfer of Structured Settlement
TTO - Tort /Other
UND - Unlawful Detainer
VAP - Vulnerable Adult Protection Order
VEP - Voter Election Process Law Review
VVT - Victims of Motor Vehicle Theft /Civil Action
WDE - Wrongful Death
WHC - Writ of Habeas Corpus
WMW - Miscellaneous Writs
WRM - Writ of Mandamus
WRR - Writ of Restitution
WRV - Writ of Review
XRP - Extreme Risk Protection Order

Civil Matters Filed with Clerk (case type 2)

ABJ - Abstract of Judgment
FJU - Foreign Judgment
TAX - Tax Warrants
TRJ - Transcript of Judgment
CFJ - Petition for Order Granting Judgment on Confession of Judgment

Civil RALJ Cases (case type 2)

LCA - Lower Court Appeal /Civil
LCI - Lower Court Appeal /Infractions

Completion

A case is completed if dispositive document is filed with the court following resolution.

Criminal Cases (case type 1, no RALJ)

Adult criminal cases, excluding appeals from courts of limited jurisdiction. This reporting category includes the following crime categories within SCOMIS case type 1:

Homicide
Sex Crime
Robbery
Assault
Theft/Burglary
Motor Vehicle Theft
Controlled Substance
Others

Criminal RALJ Cases (case type 1)

CRJ - Criminal RALJ

Domestic Cases (case type 3)

CIR - Committed Intimate Relationship
CUS - Child Custody
DIC - Dissolution w/ Children
DIN - Dissolution no Children
DIS - Dissolution
DPC - Dissolution of Domestic Partnership w/ Children
DPN - Dissolution of Domestic Partnership /No Children
FJU - Out of State Support Registration /Foreign Judgment
INC - Annulment /Inv of Marriage w/ Children
IND - Annulment /Inv of Domestic Partnership w/ Children
INP - Invalidity, Domestic Partnership
INV - Annulment /Invalidity
MDS - Modification/Support Only
MOD - Modification
MSC - Miscellaneous
MWA - Mandatory Wage Assignment
OSC - Out of State Custody
PPS - Parenting Plan / Child Support
PSO - Petition for Entry of KC Support Order
RCV - Relative Child Visitation
RIC - Reciprocal, Resp in County
ROB - Relocation /Objection
ROC - Reciprocal, Resp out of County
RVC - Relative Child Visits
SDC - Legal Separation, Domestic Partnership w/ Children
SEC - Legal Separation w/ Children
SEP - Legal Separation
SPD - Legal Separation, Domestic Partnership /No Children
TSS - Structured Settlement

Jury Trial

A hearing is reported as a jury trial if the jury is impaneled.

Juvenile BECCA Cases (case type 7)

ARY - At Risk Youth
CNS - Child In Need Of Services
DDP - Developmental Disability
DGN - Dependency Guardianship
EFC - Extended Foster Care, Dependency
GFC - Guardianship Foster Children
RPR - Reinstatement of Parental Rights
RVS - Relative Visitation
TRU - Truancy
VYG - Vulnerable Youth Guardianship

Juvenile Dependency Cases (case type 7)

DEP - Dependency
TER - Termination of Parental Rights

Juvenile Offender Cases (case type 8)

Homicide
Sex Crime
Robbery
Assault
Theft/Burglary
Motor Vehicle Theft

Controlled Substance
Others

Involuntary Treatment Act Cases (case type 6)

Alcoholic Treatment (ALT)
ITA - Adult (MI)
ITA - Family (MIF)
ITA - Juvenile (MIJ)

Non-Jury Trial

A hearing is reported as a non-jury trial if an opening statement is made, waived, or reserved.

Pending Case

A case is defined as pending if it is unresolved and active (not in suspense).

Post-disposition Modifications

Petition to modify parenting plan after the resolution of the original case, based on the modification schedule.

Probate and Guardianship Cases (case type 5)

ABS - Absentee
AOS - Affidavit of Successor
ASE - Affidavit of Small Estate
DSC - Disclaimer
EST - Estate
FNW - Foreign Will
G/E - Guardianship/Estate
GDE - Guardianship of the Estate
GDN - Guardianship
GDP - Guardianship of the Person
LGD - Limited Guardianship
LGE - Limited Guardianship of the Estate
LGP - Limited Guardianship of the Person
MGD - Minor Guardianship
MSC - Miscellaneous
MST - Minor Settlement
NJB - Non Judicial Binding/TEDRA Agreement
NNC - Non Probate Notice to Creditor
POA - Petition for Relief (RCW 11.94) /Power of Attorney
RGR - Registration of Guardianship
RTR - Registration of Trust /Trust Situs
SNT - Special Needs Trust
TDR - Trust/Estate Dispute Resolution
TRS - Trust
WLL - Will Only

Resolution

A case is resolved if all issues in the complaint are fully adjudicated.

Suspended Case

A case is placed in suspense status from active status during the reporting period.

Suspense Status

A case is on suspense status if it is on warrant, appeal, stay, mediation, arbitration ("Deferred Prosecution" is not a suspense status, but is treated as a resolution).

Trial

A hearing set before a judge or jury in which all the issues in the case are meant to be resolved. A trial normally includes opening statements to the court or jury stating what evidence will show, introduction of witnesses and exhibits for direct and cross examination, final arguments to the court or jury in which counsel argue both the evidence and the law, and judgment by the court or jury stating what the facts of the case are and what law applies to the facts. In a jury case, it also includes the selection of the jury. A trial can be held for one or more cases. A single trial may be held to adjudicate more than one case (as defined above).