



# King County

Department of Judicial Administration

*Barbara Miner*

*Director and Superior Court Clerk*

(206) 296-9300 (206) 296-0100 TTY/TDD

King County Superior Court

## Quarterly Statistical Report

Fourth Quarter 2022

Department of Judicial Administration

Prepared by: Shiquan Liao, Ph.D., Statistician

*January 15, 2023*

**Report #: QTR-2022-04**

*Seattle:*  
516 Third Avenue Room E609  
Seattle, WA 98104-2386

*Regional Justice Center:*  
401 Fourth Avenue North Room 2C  
Kent, WA 98032-4429

*Juvenile Division:*  
1211 East Alder Room 3015  
Seattle, WA 98122-5598

# Quarterly Report Summary

*King County Superior Court*

**NOTE: Washington State Supreme Court orders related to the coronavirus pandemic, beginning March 2020, affect the statistics for the foreseeable future.**

## Highlights

- **Criminal Cases** -- The criminal filings in 2022 were higher than in 2021, showing a 6.4% increase from 2021. The total criminal case filings (excluding RALJ) in 2022 were 4,956 cases, with MRJC accounting for 38% of the total cases. The resolutions of criminal cases in 2022 was 4,727 cases, slightly lower than the filing volume. The pending criminal caseload at the end of December 2022 was 4,298 cases (excluding RALJ). Of the 4,298 pending criminal cases, 41% were the MRJC cases.
- **Civil Cases**. Filings in civil cases (case type 2) in 2022 were higher than 2021 as well (+15.6%). The civil resolutions were slightly lower than the filing volume in the same period. The pending civil caseload was 6,799 cases at the end of December 2022, a low volume. MRJC had 33% of the pending civil caseload.
- **Domestic Cases**. Domestic case (case type 3) filings in 2022 were slightly lower than 2021 (-3.0%), totaling 5,999 cases. The resolutions of domestic cases exceeded the filing volume in the same period. The pending domestic caseload was 4,281 cases at the end of December 2022, with 41% being the MRJC cases.
- **ITA Cases**. The filings of ITA cases in 2022 continued an upward trend and with a high volume. A total of 5,665 ITA cases were filed in 2022, up 9.8% from 2021. The number of ITA cases remaining to be adjudicated at the end of December 2022 was 282 cases.
- **Juvenile Dependency/Termination (DEP/TER) and At-risk Youth (ARY)/Child-in-Need of Service (CHINS) Cases**. In 2022, the filing volume in juvenile-related categories showed different patterns when compared to that in 2021: dependency filings were up 4.4% from 2021, termination down 8.3%, and ARY/CHINS/others up 19.9%. Court also started to receive a significant number of truancy cases in 2022 after a pause during the Covid pandemic. At the end of December 2022, there were 279 dependency cases, 265 termination cases, and 158 ARY/CHINS/Other cases pending resolution.
- **Juvenile Offender Cases**. The juvenile offender filings in 2022 increased significantly from 2021. In 2022, 500 offender cases were filed, showing a 40% increase from 2021. The resolution pace for juvenile offender cases was slower than the filing pace in the same period. At the end of the December 2022, there were 301 juvenile offender pending cases.
- **Pro Tem Use**. In the four quarters of 2022, the daily Pro Tem use by the court was 2.0, 4.8, 4.5, and 2.5 FTEs, respectively. In addition, the court also employed 6.4 TLT and used a significant amount (5.7 FTEs in the 4<sup>th</sup> quarter of 2022) of Pro Tems on CLFRF backlog reduction.
- **Post-resolution Modifications (Table 1-A)**. In 2022, there were 565 post-resolution modifications filed (both parenting plan and relocation modifications).
- **Active re-opened cases and family law modification cases (Table 4-A)**. At the end of December 2022, there were 806 active re-opened cases and 501 active family law modification cases.

Table 1. Year-to-Date Filing Activity

King County Superior Court

Reporting Category	Year-to-Date (Jan – Dec) and Annual Filing Activity <sup>(1)</sup>					2021-2022 change (+ means “increase”)		% of 2022 Total Filing <sup>(2)</sup>
	2018	2019	2020	2021	2022	Cases	Percentage	
<b>Total (incl. RALJ)</b>								
Year-to-Date Filing	53835	52889	43103	40249	44424	+4175	+10.4%	
Annual Filing	53835	52889	43103	40249				
<b>Criminal (excl. RALJ)</b>								
Year-to-Date Filing	5989	6607	5877	4658	4956	+298	+6.4%	11.2%
Annual Filing	5989	6607	5877	4658				
<b>Civil (excl. RALJ)</b>								
Year-to-Date Filing	22217	21202	15352	13624	15749	+2125	+15.6%	35.6%
Annual Filing	22217	21202	15352	13624				
<b>Domestic</b>								
Year-to-Date Filing	7640	7280	6163	6184	5999	-185	-3.0%	13.5%
Annual Filing	7640	7280	6163	6184				
<b>Probate</b>								
Year-to-Date Filing	6382	6804	6766	7478	7747	+269	+3.6%	17.4%
Annual Filing	6382	6804	6766	7478				
<b>Guardianship</b>								
Year-to-Date Filing	977	706	725	1057	958	-99	-9.4%	2.2%
Annual Filing	977	706	725	1057				
<b>Adoption</b>								
Year-to-Date Filing	445	483	431	347	363	+16	+4.6%	0.8%
Annual Filing	445	483	431	347				
<b>Parentage</b>								
Year-to-Date Filing	512	526	340	401	347	-54	-13.5%	0.8%
Annual Filing	512	526	340	401				
<b>ITA – Civil Commitment</b>								
Year-to-Date Filing	4910	4985	5131	5159	5665	+506	+9.8%	12.8%
Annual Filing	4910	4985	5131	5159				
<b>Juvenile Dependency (DEP)</b>								
Year-to-Date Filing	787	811	435	361	377	+16	+4.4%	0.9%
Annual Filing	787	811	435	361				
<b>Juvenile Termination (TER)</b>								
Year-to-Date Filing	344	225	291	205	188	-17	-8.3%	0.4%
Annual Filing	344	225	291	205				
<b>Juvenile ARY/CHINS/OTHERS</b>								
Year-to-Date Filing	293	206	187	251	301	+50	+19.9%	0.7%
Annual Filing	293	206	187	251				
<b>Juvenile Truancy</b>								
Year-to-Date Filing	1925	1706	501	61	1121	+1060	+1737%	2.5%
Annual Filing	1925	1706	501	61				
<b>Juvenile Offender</b>								
Year-to-Date Filing	1229	1121	788	356	500	+144	+40.4%	1.1%
Annual Filing	1229	1121	788	356				
<b>Criminal RALJ</b>								
Year-to-Date Filing	117	146	63	49	53	+4	+8.2%	0.1%
Annual Filing	117	146	63	49				
<b>Civil RALJ</b>								
Year-to-Date Filing	68	81	53	58	55	-3	-5.2%	0.1%
Annual Filing	68	81	53	58				
<b>Matters Filed with Clerk <sup>(3)</sup></b>								
Year-to-Date Filing	9036	10030	2784	2882	5169	+2287	+79.4%	
Annual Filing	9036	10030	2784	2882				

(1) New filings only (based on filing date).

(2) New filings of each reporting category as percentage of “Year-to-Date Filing”.

(3) “Matters Filed with Clerk” not included in the “Total”.

Chart 1-A. Quarterly Filing Activity  
Total Judicial Cases Only ("Matters Filed with Clerk" excluded)

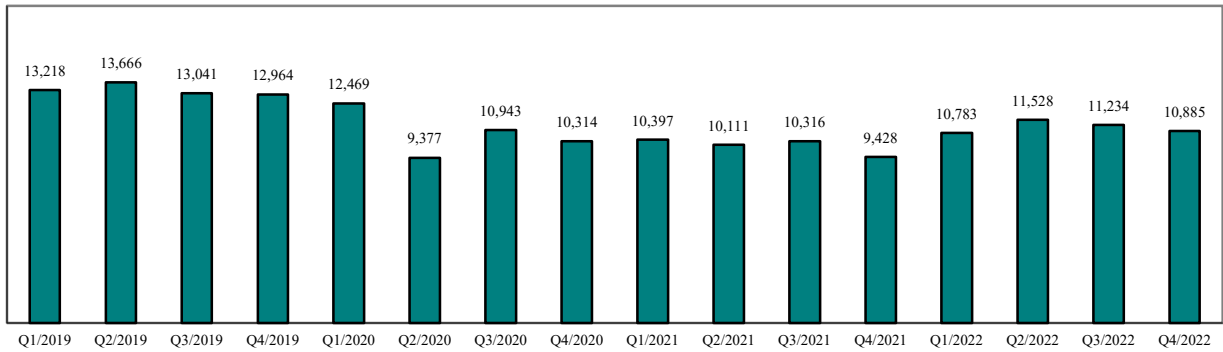


Chart 1-B. Quarterly Filings: Criminal and Juvenile Offender Cases

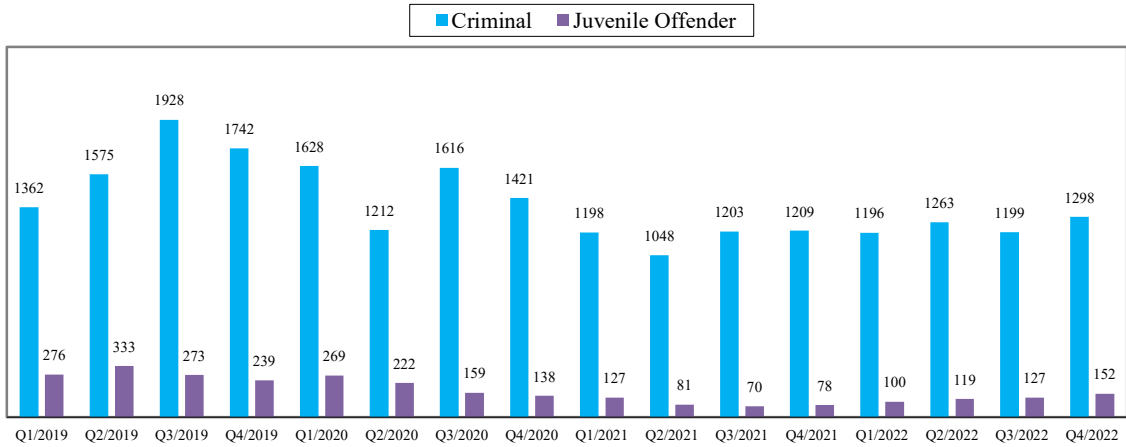
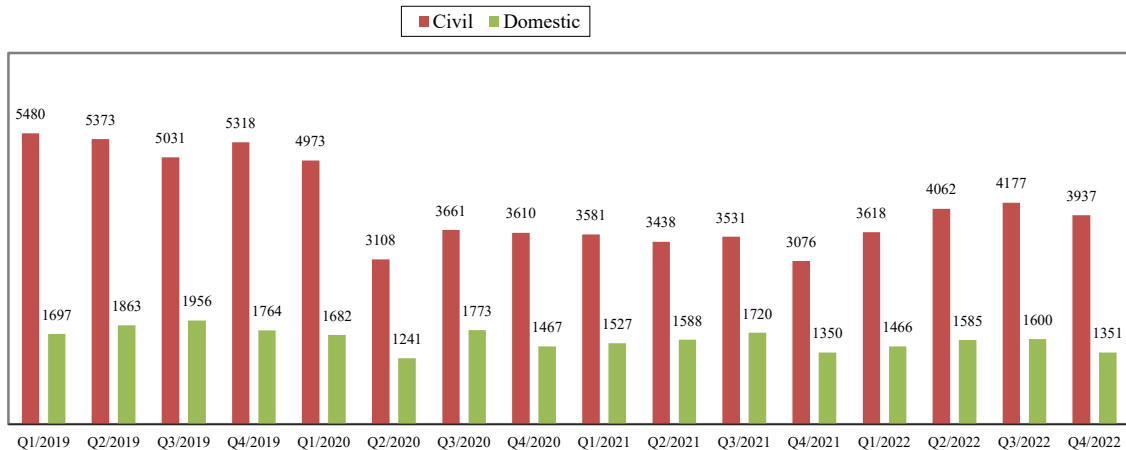


Chart 1-C. Quarterly Filings: Civil and Domestic Cases



\* Note: "Civil" is specifically defined in this report. The category of "Civil" does **not** include the following case types: domestic, probate, guardianship, adoption, Parentage, ITA (civil commitment), juvenile cases (dependency, at-risk youth, child-in-need of service), civil RALJ, and tax filings that don't require judicial resources ("matters filed with clerk"). Please check the Appendix for the cause codes in the "General Civil" category.

Table 1-A. Post-Resolution Modifications Filed (Domestic and Parentage Cases)

		2020Q1			2020Q2			2020Q3			2020Q4			Year 2020		
Location	Case Type	DMOD	DTBA	Total	DMOD	DTBA	Total	DMOD	DTBA	Total	DMOD	DTBA	Total	DMOD	DTBA	Total
KNT	Domestic	5	59	64	11	39	50	14	42	56	9	50	59	39	190	229
	Parentage	1	11	12	1	2	3	0	11	11	1	2	3	3	26	29
<b>KNT Total</b>		<b>6</b>	<b>70</b>	<b>76</b>	<b>12</b>	<b>41</b>	<b>53</b>	<b>14</b>	<b>53</b>	<b>67</b>	<b>10</b>	<b>52</b>	<b>62</b>	<b>42</b>	<b>216</b>	<b>258</b>
SEA	Domestic	17	69	86	19	42	61	26	55	81	20	52	72	82	218	300
	Parentage	1	7	8	1	2	3	1	3	4	0	2	2	3	14	17
<b>SEA Total</b>		<b>18</b>	<b>76</b>	<b>94</b>	<b>20</b>	<b>44</b>	<b>64</b>	<b>27</b>	<b>58</b>	<b>85</b>	<b>20</b>	<b>54</b>	<b>74</b>	<b>85</b>	<b>232</b>	<b>317</b>
<b>KNT/SEA Total</b>		<b>24</b>	<b>146</b>	<b>170</b>	<b>32</b>	<b>85</b>	<b>117</b>	<b>41</b>	<b>111</b>	<b>152</b>	<b>30</b>	<b>106</b>	<b>136</b>	<b>127</b>	<b>448</b>	<b>575</b>
		2021Q1			2021Q2			2021Q3			2021Q4			Year 2021 (YTD)		
Location	Case Type	Relocation	Parent Mod	Total	Relocation	Parent Mod	Total	Relocation	Parent Mod	Total	Relocation	Parent Mod	Total	Relocation	Parent Mod	Total
KNT	Domestic	12	52	64	16	39	55	18	56	74	9	38	47	55	185	240
	Parentage	1	6	7	1	12	13	1	4	5	1	1	1	3	23	26
<b>KNT Total</b>		<b>13</b>	<b>58</b>	<b>71</b>	<b>17</b>	<b>51</b>	<b>68</b>	<b>19</b>	<b>60</b>	<b>79</b>	<b>9</b>	<b>39</b>	<b>48</b>	<b>58</b>	<b>208</b>	<b>266</b>
SEA	Domestic	19	65	84	28	72	100	19	71	90	8	54	62	74	262	336
	Parentage	0	3	3	2	4	6	1	6	7	1	3	4	4	16	20
<b>SEA Total</b>		<b>19</b>	<b>68</b>	<b>87</b>	<b>30</b>	<b>76</b>	<b>106</b>	<b>20</b>	<b>77</b>	<b>97</b>	<b>9</b>	<b>57</b>	<b>66</b>	<b>78</b>	<b>278</b>	<b>356</b>
<b>KNT/SEA Total</b>		<b>32</b>	<b>126</b>	<b>158</b>	<b>47</b>	<b>127</b>	<b>174</b>	<b>39</b>	<b>137</b>	<b>176</b>	<b>18</b>	<b>96</b>	<b>114</b>	<b>136</b>	<b>486</b>	<b>622</b>
		2022Q1			2022Q2			2022Q3			2022Q4			Year 2022 (YTD)		
Location	Case Type	Relocation	Parent Mod	Total	Relocation	Parent Mod	Total	Relocation	Parent Mod	Total	Relocation	Parent Mod	Total	Relocation	Parent Mod	Total
KNT	Domestic	12	53	65	10	57	67	11	52	63	5	39	44	38	201	239
	Parentage	0	4	4	0	4	4	0	6	6	1	1	2	1	15	16
<b>KNT Total</b>		<b>12</b>	<b>57</b>	<b>69</b>	<b>10</b>	<b>61</b>	<b>71</b>	<b>11</b>	<b>58</b>	<b>69</b>	<b>6</b>	<b>40</b>	<b>46</b>	<b>39</b>	<b>216</b>	<b>255</b>
SEA	Domestic	19	59	78	24	63	87	14	56	70	10	49	59	67	227	294
	Parentage		3	3	2	3	5	1	3	4	2	2	4	5	11	16
<b>SEA Total</b>		<b>19</b>	<b>62</b>	<b>81</b>	<b>26</b>	<b>66</b>	<b>92</b>	<b>15</b>	<b>59</b>	<b>74</b>	<b>12</b>	<b>51</b>	<b>63</b>	<b>72</b>	<b>238</b>	<b>310</b>
<b>KNT/SEA Total</b>		<b>31</b>	<b>119</b>	<b>150</b>	<b>36</b>	<b>127</b>	<b>163</b>	<b>26</b>	<b>117</b>	<b>143</b>	<b>18</b>	<b>91</b>	<b>109</b>	<b>111</b>	<b>454</b>	<b>565</b>
1) Prior to 2019, both parenting and support modifications were included; 2) Starting 2019, only parenting modification and relocation are included.																

Table 2. Number of Cases Resolved and Resolution Category (%)

King County Superior Court

Reporting Category	Q1/21	Q2/21	Q3/21	Q4/21	Q1/22	Q2/22	Q3/22	Q4/22
<b>Total Resolutions (excl. "Matters Filed with Clerk")</b>	<b>10692</b>	<b>10674</b>	<b>11495</b>	<b>9970</b>	<b>10300</b>	<b>10916</b>	<b>10756</b>	<b>10218</b>
<b>Criminal (excl. RALJ): # Resolved</b>	<b>1543</b>	<b>1505</b>	<b>1174</b>	<b>1439</b>	<b>1103</b>	<b>1236</b>	<b>1225</b>	<b>1121</b>
Resolved by Jury Trial	0.5%	2.0%	2.7%	2.2%	1.1%	1.9%	2.3%	2.9%
Resolved by Non-Jury Trial	0.6%	0.3%	0.7%	1.0%	0.2%	0.3%	0.1%	0.3%
Resolved by Guilty Plea	48.3%	59.7%	63.5%	47.0%	67.5%	68.3%	68.7%	67.6%
Dismissal	48.4%	35.7%	31.0%	49.3%	29.7%	29.0%	28.8%	28.7%
Others	2.3%	2.3%	2.1%	0.5%	1.5%	0.4%	0.2%	0.4%
<b>Civil: # Resolved</b>	<b>3458</b>	<b>3373</b>	<b>4051</b>	<b>3482</b>	<b>3631</b>	<b>3838</b>	<b>3838</b>	<b>3637</b>
Resolved by Jury Trial	0.6%	0.4%	0.3%	0.4%	0.4%	0.4%	0.4%	0.2%
Resolved by Non-Jury Trial	0.5%	0.5%	0.3%	0.6%	0.3%	0.3%	0.3%	0.7%
Summary Judgment	1.6%	1.9%	1.6%	1.6%	1.9%	1.3%	1.6%	1.4%
Default/ Uncontested	37.1%	38.3%	34.7%	37.7%	39.9%	41.0%	47.7%	48.0%
Arbitration	3.8%	4.7%	4.7%	4.1%	3.2%	3.1%	2.6%	3.5%
Settlement/Dismissal	53.8%	52.8%	45.1%	48.7%	48.7%	49.0%	42.8%	44.4%
Closure by Clerk	1.4%	0.2%	12.2%	5.8%	4.4%	3.6%	3.8%	1.2%
Others	1.3%	1.2%	1.1%	1.0%	1.1%	1.3%	0.9%	0.6%
<b>Domestic: # Resolved</b>	<b>1587</b>	<b>1579</b>	<b>1600</b>	<b>1471</b>	<b>1651</b>	<b>1489</b>	<b>1537</b>	<b>1419</b>
Resolved by Trial	4.5%	4.9%	4.3%	6.1%	4.3%	3.8%	5.0%	4.8%
Default/ Uncontested	6.9%	8.2%	7.8%	8.2%	6.6%	7.5%	7.0%	6.8%
Settlement /Dismissal	88.0%	86.6%	87.4%	82.6%	86.3%	86.8%	86.1%	86.8%
Closure by Clerk	0.2%	0.0%	0.6%	2.7%	2.4%	1.9%	1.7%	1.3%
Others	0.4%	0.3%	0.1%	0.4%	0.5%	0.1%	0.1%	0.4%
<b>Probate: # Resolved</b>	<b>1850</b>	<b>1927</b>	<b>1792</b>	<b>1669</b>	<b>1909</b>	<b>1877</b>	<b>1829</b>	<b>1721</b>
Personal Rep. Appointed	73.8%	68.9%	72.7%	71.4%	72.2%	69.7%	70.9%	69.2%
Dismissal	4.9%	7.3%	6.0%	5.9%	4.6%	6.7%	2.0%	0.9%
Closure by Clerk	0.0%	0.0%	0.0%	0.0%	0.0%	0.0%	0.1%	0.0%
Others	21.4%	23.8%	21.3%	22.7%	23.3%	23.6%	27.1%	29.9%
<b>Guardianship: # Resolved</b>	<b>145</b>	<b>185</b>	<b>166</b>	<b>240</b>	<b>213</b>	<b>222</b>	<b>224</b>	<b>209</b>
Guardian Appointed	82.1%	75.1%	72.3%	58.8%	43.2%	49.5%	58.5%	70.8%
Dismissal	16.6%	20.0%	15.7%	22.9%	39.0%	36.5%	23.7%	13.9%
Closure by Clerk	0.0%	0.0%	0.0%	0.0%	0.0%	0.0%	0.0%	0.0%
Others	1.4%	4.9%	12.0%	18.3%	17.8%	14.0%	17.9%	15.3%
<b>Adoption: # Resolved</b>	<b>78</b>	<b>89</b>	<b>83</b>	<b>86</b>	<b>85</b>	<b>99</b>	<b>71</b>	<b>100</b>
Resolved by Trial	1.3%	0.0%	0.0%	0.0%	1.2%	11.1%	1.4%	0.0%
Uncontested	0.0%	1.1%	0.0%	0.0%	7.1%	0.0%	0.0%	1.0%
Settlement /Dismissal	97.4%	98.9%	100.0%	100.0%	72.9%	73.7%	84.5%	99.0%
Closure by Clerk	1.3%	0.0%	0.0%	0.0%	18.8%	15.2%	14.1%	0.0%
Others	0.0%	0.0%	0.0%	0.0%	0.0%	0.0%	0.0%	0.0%
<b>Parentage: # Resolved</b>	<b>89</b>	<b>98</b>	<b>94</b>	<b>94</b>	<b>115</b>	<b>103</b>	<b>74</b>	<b>76</b>
Resolved by Trial	3.4%	2.0%	3.2%	4.3%	2.6%	2.9%	5.4%	5.3%
Summary Judgment	31.5%	38.8%	30.9%	27.7%	33.0%	32.0%	47.3%	31.6%
Default/ Uncontested	20.2%	20.4%	20.2%	21.3%	30.4%	12.6%	9.5%	19.7%
Settlement/Dismissal	44.9%	38.8%	45.7%	40.4%	28.7%	50.5%	37.8%	43.4%
Closure by Clerk	0.0%	0.0%	0.0%	6.4%	4.3%	1.9%	0.0%	0.0%
Others	0.0%	0.0%	0.0%	0.0%	0.9%	0.0%	0.0%	0.0%
<b>ITA(civil commitment): # Resolved</b>	<b>1178</b>	<b>1325</b>	<b>1144</b>	<b>1109</b>	<b>1261</b>	<b>1714</b>	<b>1426</b>	<b>1506</b>
Court Decision to Commit	36.3%	30.4%	28.0%	26.2%	24.7%	17.9%	20.8%	16.7%
Closed by Court	0.0%	0.0%	0.0%	0.0%	0.0%	0.0%	0.0%	0.2%
Dismissal	11.9%	15.4%	12.2%	13.9%	13.0%	11.7%	13.3%	12.9%
Others	51.8%	54.2%	59.8%	59.9%	62.3%	70.5%	66.0%	70.2%
<b>Juv. Dependency: # Resolved</b>	<b>134</b>	<b>108</b>	<b>86</b>	<b>71</b>	<b>78</b>	<b>105</b>	<b>66</b>	<b>75</b>
Finding of Dependency	63.4%	75.9%	39.4%	66.2%	60.3%	61.0%	63.6%	57.3%
Dismissal	35.8%	24.1%	50.6%	33.8%	39.7%	37.1%	36.4%	41.3%
Others	0.7%	0.0%	0.0%	0.0%	0.0%	1.9%	0.0%	1.3%

Table 2 (cont.). Number of Cases Resolved and Resolution Category (%)

King County Superior Court

Reporting Category	Q1/21	Q2/21	Q3/21	Q4/21	Q1/22	Q2/22	Q3/22	Q4/22
<b>Juv. Terminations: # Resolved</b>	<b>56</b>	<b>69</b>	<b>99</b>	<b>41</b>	<b>60</b>	<b>43</b>	<b>31</b>	<b>31</b>
Finding of Dependency	89.3%	79.7%	91.9%	82.9%	78.3%	76.7%	64.5%	80.6%
Dismissal	10.7%	20.3%	8.1%	17.1%	21.7%	23.3%	35.5%	19.4%
Others	0.0%	0.0%	0.0%	0.0%	0.0%	0.0%	0.0%	0.0%
<b>ARY/CHINS/OTHER: # Resolved</b>	<b>75</b>	<b>55</b>	<b>65</b>	<b>30</b>	<b>57</b>	<b>57</b>	<b>59</b>	<b>68</b>
Approve of Petition	78.7%	78.2%	89.2%	73.3%	80.7%	73.7%	74.6%	67.6%
Dismissal	21.3%	21.8%	10.8%	26.7%	17.5%	26.3%	25.4%	32.4%
Others	0.0%	0.0%	0.0%	0.0%	1.8%	0.0%	0.0%	0.0%
<b>Juvenile Truancy: # Resolved</b>	<b>285</b>	<b>75</b>	<b>116</b>	<b>111</b>	<b>17</b>	<b>20</b>	<b>241</b>	<b>151</b>
Approve of Petition	0.0%	0.0%	7.8%	1.8%	17.6%	50.0%	2.9%	7.3%
Dismissal	100.0%	100.0%	66.4%	98.2%	82.4%	70.0%	97.1%	92.7%
Others	0.0%	0.0%	25.9%	0.0%	0.0%	0.0%	0.0%	0.0%
<b>Juvenile Offender: # Resolved</b>	<b>178</b>	<b>197</b>	<b>140</b>	<b>110</b>	<b>89</b>	<b>84</b>	<b>107</b>	<b>94</b>
Resolved by Trial (Fact Finding)	0.6%	0.0%	0.0%	2.7%	0.0%	1.2%	2.8%	0.0%
Resolved by Guilty Plea	34.8%	46.7%	45.0%	31.8%	39.3%	39.3%	41.1%	36.2%
Dismissal	48.3%	38.1%	40.7%	46.4%	40.4%	41.7%	30.8%	43.6%
Deferred Disposition (DDSP)	12.9%	13.2%	12.1%	13.6%	18.0%	15.5%	15.9%	11.7%
Others (including Deferred Prosecution)	3.4%	2.0%	2.1%	5.5%	2.2%	2.4%	9.3%	8.5%
<b>Criminal RALJ: # Resolved</b>	<b>26</b>	<b>25</b>	<b>31</b>	<b>5</b>	<b>14</b>	<b>15</b>	<b>12</b>	<b>9</b>
RALJ Decision	84.6%	80.0%	38.7%	20.0%	57.1%	46.7%	50.0%	66.7%
Dismissal	11.5%	20.0%	58.1%	60.0%	42.9%	53.3%	50.0%	33.3%
Others	3.8%	0.0%	3.2%	20.0%	0.0%	0.0%	0.0%	0.0%
<b>Civil RALJ: # Resolved</b>	<b>10</b>	<b>13</b>	<b>31</b>	<b>12</b>	<b>17</b>	<b>14</b>	<b>16</b>	<b>10</b>
RALJ Decision	20.0%	15.4%	25.8%	16.7%	47.1%	28.6%	25.0%	20.0%
Dismissal	60.0%	76.9%	67.7%	66.7%	52.9%	50.0%	62.5%	70.0%
Others	20.0%	7.7%	6.5%	16.7%	0.0%	21.4%	12.5%	10.0%

Chart 2-A. Quarterly Resolutions  
Total Judicial Cases Only ("Matters Filed with Clerk" excluded)

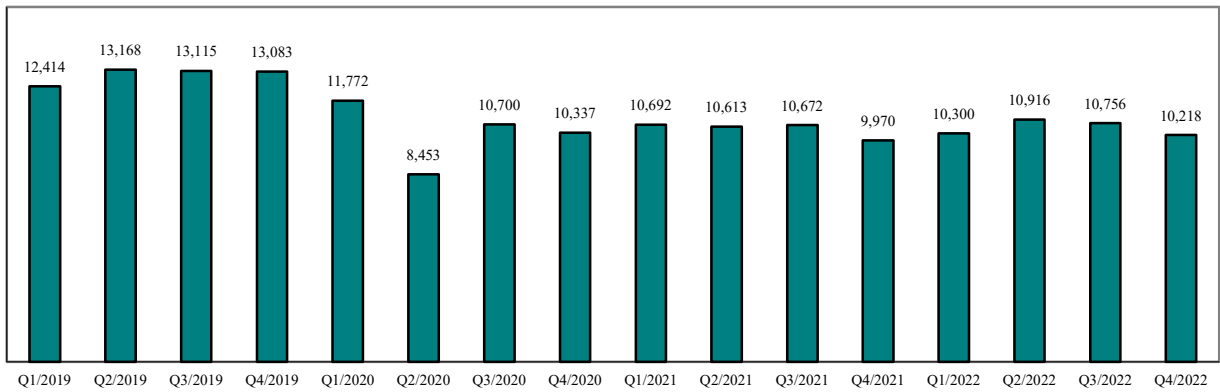


Chart 2-B. Quarterly Resolutions: Criminal and Juvenile Offender Cases

■ Criminal ■ Juvenile Offender

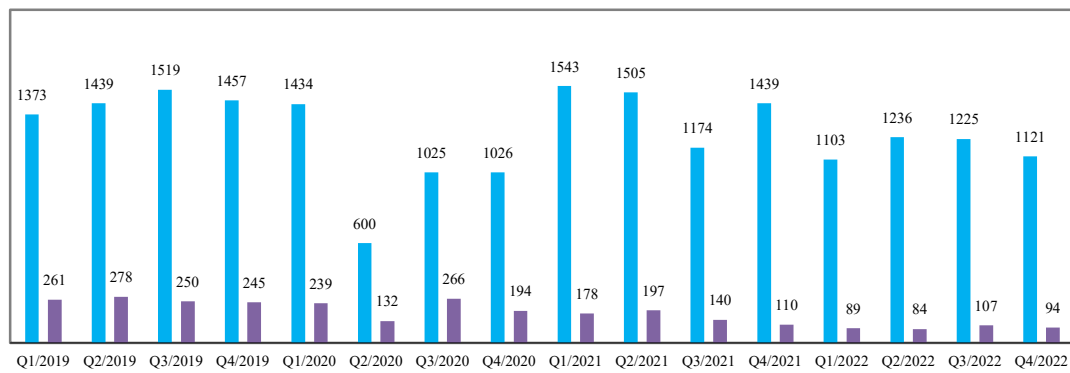
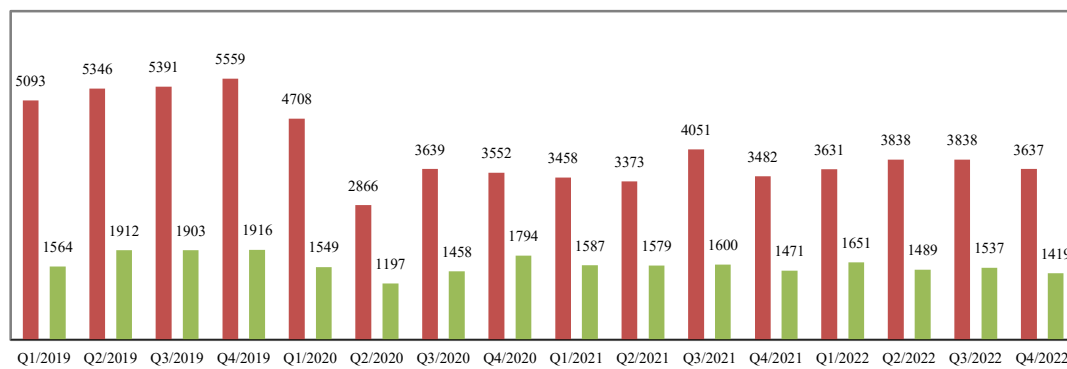


Chart 2-C. Quarterly Resolutions: Civil and Domestic Cases

■ Civil ■ Domestic



Note: "Civil" is specifically defined in this report. The category of "Civil" does **not** include the following case types: domestic, probate, guardianship, adoption, Parentage, mental illness, juvenile cases (dependency, at-risk youth, child-in-need of service), civil RALJ, and tax filings that don't require judicial resources ("matters filed with clerk"). Please check the Appendix for the cause codes in the "General Civil" category.



Table 3. Age of Resolved Cases  
King County Superior Court

Reporting Category	Age of Cases at Resolution							
	Q1/21	Q2/21	Q3/21	Q4/21	Q1/22	Q2/22	Q3/22	Q4/22
<b>Criminal (excl. RALJ)</b>								
Age (days)								
50% Cases Resolved by Day	222	221	282	153	278	253	238	232
90% Cases Resolved by Day	555	375	568	672	755	796	741	740
<b>Comparison with Court Standard of</b>								
90% in 4 months	34%	32%	28%	47%	27%	29%	30%	32%
98% in 6 months	43%	44%	37%	53%	38%	40%	41%	42%
100% in 9 months	59%	59%	49%	61%	49%	53%	55%	56%
<b>Civil (excl. RALJ)</b>								
Age (days)								
50% Cases Resolved by Day	90	85	111	79	78	52	46	47
90% Cases Resolved by Day	447	448	549	511	448	423	385	371
<b>Comparison with Court Standard of</b>								
90% in 12 months	83%	85%	80%	83%	85%	86%	88%	89%
98% in 18 months	94%	93%	90%	91%	94%	94%	95%	96%
100% in 24 months	97%	97%	94%	96%	97%	97%	98%	98%
<b>Domestic</b>								
Age (days)								
50% Cases Resolved by Day	210	195	170	189	210	209	191	179
90% Cases Resolved by Day	510	478	442	479	463	472	446	449
<b>Comparison with Court Standard of</b>								
90% in 8 months	56%	59%	60%	57%	56%	55%	57%	60%
98% in 10 months	66%	70%	69%	68%	66%	66%	66%	71%
100% in 14 months	84%	85%	88%	85%	87%	86%	88%	88%
<b>Probate</b>								
Age (days)								
50% Cases Resolved by Day	3	3	3	2	3	3	3	2
90% Cases Resolved by Day	27	42	41	34	27	44	25	35
<b>Comparison with Court Standard of</b>								
90% in 8 months	98%	97%	98%	99%	99%	98%	99%	99%
98% in 18 months	99%	98%	99%	100%	100%	99%	100%	100%
100% in 36 months	100%	99%	100%	100%	100%	100%	100%	100%
<b>Guardianship</b>								
Age (days)								
50% Cases Resolved by Day	54	53	53	50	62	62	62	62
90% Cases Resolved by Day	178	130	172	176	175	238	201	177
<b>Comparison with Court Standard of</b>								
90% in 8 months	92%	97%	93%	95%	94%	90%	91%	94%
98% in 18 months	98%	98%	98%	99%	100%	100%	100%	98%
100% in 36 months	99%	98%	99%	100%	100%	100%	100%	100%
<b>Adoption</b>								
Age (days)								
50% Cases Resolved by Day	106	58	37	64	69	63	69	36
90% Cases Resolved by Day	336	223	206	244	539	812	514	257
<b>Comparison with Court Standard of</b>								
90% in 8 months	80%	91%	94%	90%	67%	76%	75%	87%
98% in 10 months	87%	92%	95%	94%	73%	80%	80%	92%
100% in 14 months	95%	94%	96%	97%	77%	82%	86%	94%
<b>Parentage</b>								
Age (days)								
50% Cases Resolved by Day	207	149	204	214	169	200	161	149
90% Cases Resolved by Day	484	469	573	633	431	481	476	517
<b>Comparison with Court Standard of</b>								
90% in 8 months	62%	76%	54%	53%	68%	61%	65%	71%
98% in 10 months	72%	83%	67%	69%	81%	71%	76%	76%
100% in 14 months	84%	88%	84%	82%	89%	78%	87%	87%

Table 3 (cont.) Age of Resolved Cases

## King County Superior Court

Reporting Category	Age of Cases at Resolution							
	Q1/21	Q2/21	Q3/21	Q4/21	Q1/22	Q2/22	Q3/22	Q4/22
<b>ITA (civil commitment) *</b>								
Age (days)								
50% Cases Resolved by Day	13	12	11	12	11	14	11	13
90% Cases Resolved by Day	42	52	44	43	42	297	40	92
<b>Juvenile Dependency (DEP)</b>								
Age (days)								
50% Cases Resolved by Day	150	155	165	181	153	154	152	194
90% Cases Resolved by Day	573	554	468	529	303	430	422	523
<b>Comparison with Court Standard of</b>								
90% in 8 months	65%	76%	70%	63%	81%	71%	71%	64%
98% in 10 months	70%	83%	80%	68%	90%	76%	77%	77%
100% in 14 months	81%	88%	87%	82%	92%	90%	89%	87%
<b>Juvenile Termination (TER)</b>								
Age (days)								
50% Cases Resolved by Day	253	162	364	157	249	188	319	224
90% Cases Resolved by Day	514	784	882	580	746	336	887	830
<b>Comparison with Court Standard of</b>								
90% in 8 months	48%	65%	34%	56%	48%	65%	45%	52%
98% in 10 months	66%	68%	45%	59%	60%	81%	48%	61%
100% in 14 months	77%	74%	56%	78%	65%	93%	58%	68%
<b>Juv ARY/CHINS/OTHER</b>								
Age (days)								
50% Cases Resolved by Day	28	31	56	35	35	35	35	35
90% Cases Resolved by Day	231	267	898	339	132	275	219	181
<b>Comparison with Court Standard of</b>								
90% in 8 months	91%	87%	65%	87%	98%	90%	92%	96%
98% in 10 months	95%	95%	69%	87%	98%	92%	95%	97%
100% in 14 months	96%	95%	71%	93%	100%	100%	100%	100%
<b>Juvenile Truancy*</b>								
Age (days)								
50% Cases Resolved by Day	411	447	548	869	57	78	915	203
90% Cases Resolved by Day	643	519	896	1023	661	455	1220	320
<b>Juvenile Offender</b>								
Age (days)								
50% Cases Resolved by Day	233	169	294	263	229	181	142	118
90% Cases Resolved by Day	510	481	697	604	651	611	520	407
<b>Comparison with Court Standard of</b>								
90% in 4 months	25%	30%	14%	21%	30%	36%	47%	52%
98% in 6 months	39%	51%	30%	28%	44%	48%	56%	65%
100% in 9 months	62%	70%	45%	52%	53%	70%	71%	81%
<b>Criminal RALJ</b>								
Age (days)								
50% Cases Resolved by Day	415	480	545	108	251	211	215	307
90% Cases Resolved by Day	708	844	2247	373	523	287	386	532
<b>Civil RALJ</b>								
Age (days)								
50% Cases Resolved by Day	162	168	218	160	165	183	160	165
90% Cases Resolved by Day	214	186	661	265	339	289	204	224

\* No standard yet.

Table 4. Active Pending Caseload Statistics  
King County Superior Court

Reporting Category		Q1/21	Q2/21	Q3/21	Q4/21	Q1/22	Q2/22	Q3/22	Q4/22
<b>Total (incl. RALJ)</b>									
Previous Pending	(+)	22977	22831	22153	21128	19567	19610	19276	19684
New Filing	(+)	10397	10111	10316	9428	10783	11528	11234	10885
Resolved	(-)	10692	10674	10796	9970	10300	10916	10756	10218
<b>End Pending</b>		<b>22831</b>	<b>22153</b>	<b>21128</b>	19567	19610	19276	19684	20095
<b>Resolution Rate*</b>		<b>1.028</b>	<b>1.056</b>	<b>1.047</b>	<b>1.057</b>	<b>0.955</b>	<b>0.947</b>	<b>0.957</b>	<b>0.939</b>
<b>Criminal (excl. RALJ)</b>									
Previous Pending	(+)	6083	6024	5649	5510	4849	4808	4248	4222
New Filing	(+)	1198	1048	1203	1209	1196	1263	1199	1298
Resolved	(-)	1543	1505	1174	1439	1103	1236	1225	1121
<b>End Pending</b>		<b>6024</b>	<b>5649</b>	<b>5510</b>	4849	4808	4248	4222	4298
<b>Resolution Rate*</b>		<b>1.288</b>	<b>1.494</b>	<b>1.079</b>	<b>1.190</b>	<b>0.922</b>	<b>0.979</b>	<b>1.022</b>	<b>0.864</b>
<b>Civil (excl. RALJ)</b>									
Previous Pending	(+)	7778	7719	7741	6974	6234	6164	6270	6563
New Filing	(+)	3581	3438	3531	3076	3618	4062	4177	3937
Resolved	(-)	3458	3373	4051	3482	3631	3838	3838	3637
<b>End Pending</b>		<b>7719</b>	<b>7741</b>	<b>6974</b>	6234	6164	6270	6563	6799
<b>Resolution Rate*</b>		<b>0.966</b>	<b>0.981</b>	<b>1.147</b>	<b>1.132</b>	<b>1.004</b>	<b>0.945</b>	<b>0.919</b>	<b>0.924</b>
<b>Domestic</b>									
Previous Pending	(+)	4445	4446	4486	4526	4317	4270	4294	4359
New Filing	(+)	1527	1588	1720	1350	1466	1585	1600	1351
Resolved	(-)	1587	1579	1600	1471	1651	1489	1537	1419
<b>End Pending</b>		<b>4446</b>	<b>4486</b>	<b>4526</b>	4317	4270	4294	4359	4281
<b>Resolution Rate*</b>		<b>1.039</b>	<b>0.994</b>	<b>0.930</b>	<b>1.090</b>	<b>1.126</b>	<b>0.939</b>	<b>0.961</b>	<b>1.050</b>
<b>Probate</b>									
Previous Pending	(+)	1023	1201	1291	1285	1339	1233	1216	1302
New Filing	(+)	2015	1988	1873	1771	2071	1925	1930	1824
Resolved	(-)	1850	1927	1792	1669	1909	1877	1829	1712
<b>End Pending</b>		<b>1201</b>	<b>1291</b>	<b>1285</b>	1339	1233	1216	1302	1388
<b>Resolution Rate*</b>		<b>0.918</b>	<b>0.969</b>	<b>0.957</b>	<b>0.942</b>	<b>0.922</b>	<b>0.975</b>	<b>0.948</b>	<b>0.939</b>
<b>Guardianship</b>									
Previous Pending	(+)	290	351	350	491	505	470	474	492
New Filing	(+)	204	184	212	286	230	242	248	238
Resolved	(-)	145	185	166	240	213	222	224	209
<b>End Pending</b>		<b>351</b>	<b>350</b>	<b>491</b>	505	470	474	492	489
<b>Resolution Rate*</b>		<b>0.711</b>	<b>1.005</b>	<b>0.783</b>	<b>0.839</b>	<b>0.926</b>	<b>0.917</b>	<b>0.903</b>	<b>0.878</b>
<b>Adoption</b>									
Previous Pending	(+)	258	269	280	269	260	272	234	265
New Filing	(+)	89	102	76	81	100	70	105	88
Resolved	(-)	78	89	83	86	85	99	71	100
<b>End Pending</b>		<b>269</b>	<b>280</b>	<b>269</b>	260	272	234	265	259
<b>Resolution Rate*</b>		<b>0.876</b>	<b>0.873</b>	<b>1.092</b>	<b>1.062</b>	<b>0.850</b>	<b>1.414</b>	<b>0.676</b>	<b>1.136</b>
<b>Parentage</b>									
Previous Pending	(+)	248	253	257	258	255	231	190	210
New Filing	(+)	103	102	104	92	87	72	91	97
Resolved	(-)	89	98	94	94	115	103	74	76
<b>End Pending</b>		<b>253</b>	<b>257</b>	<b>258</b>	255	231	190	210	226
<b>Resolution Rate*</b>		<b>0.864</b>	<b>0.961</b>	<b>0.904</b>	<b>1.022</b>	<b>1.322</b>	<b>1.431</b>	<b>0.813</b>	<b>0.784</b>
<b>ITA (civil commitment)</b>									
Previous Pending	(+)	321	453	379	428	535	633	337	405
New Filing	(+)	1313	1349	1256	1241	1337	1476	1464	1388
Resolved	(-)	1178	1325	1144	1109	1261	1714	1426	1506
<b>End Pending</b>		<b>453</b>	<b>379</b>	<b>428</b>	535	633	337	405	282
<b>Resolution Rate*</b>		<b>0.897</b>	<b>0.982</b>	<b>0.911</b>	<b>0.894</b>	<b>0.943</b>	<b>1.161</b>	<b>0.974</b>	<b>1.085</b>

\* A value of "Resolution Rate" less than one indicates the resolution pace is slower than the filing pace.

Table 4 (cont.) Active Pending Caseload Statistics

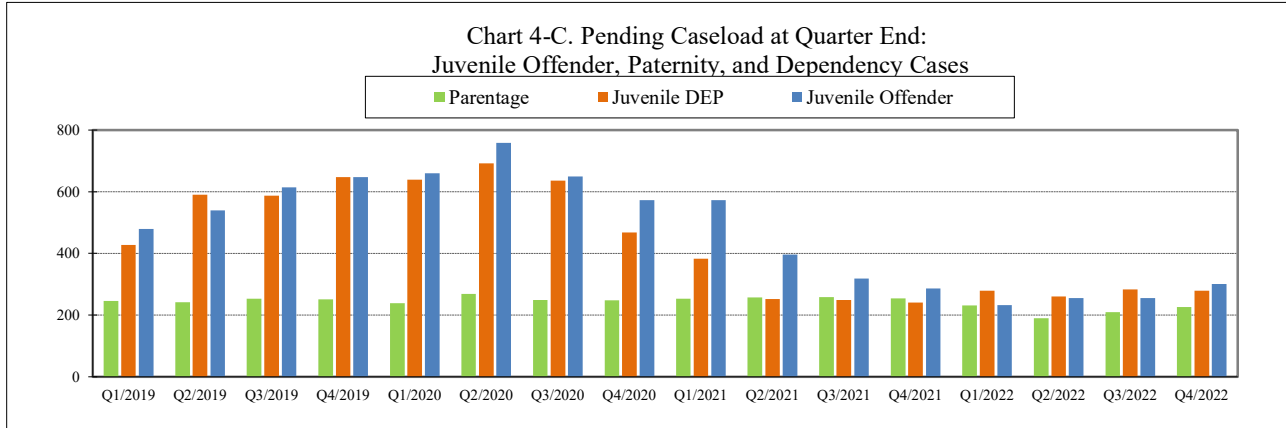
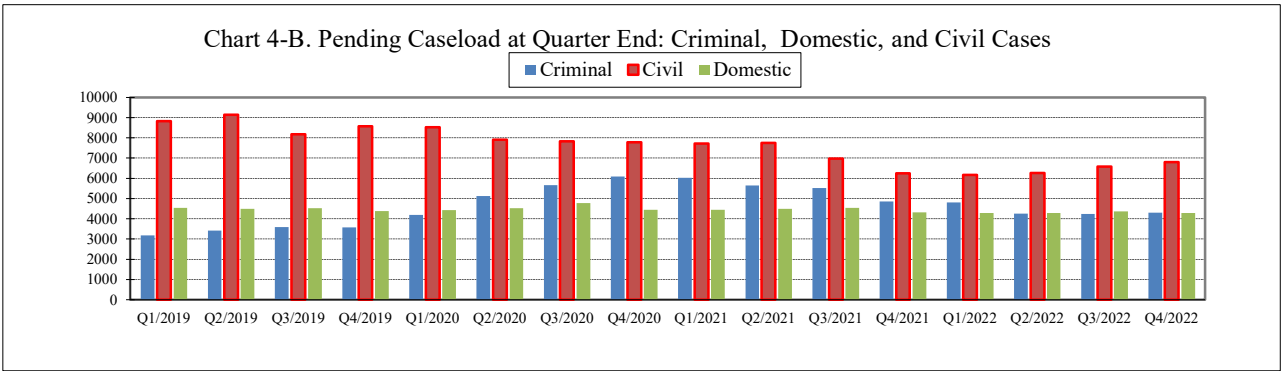
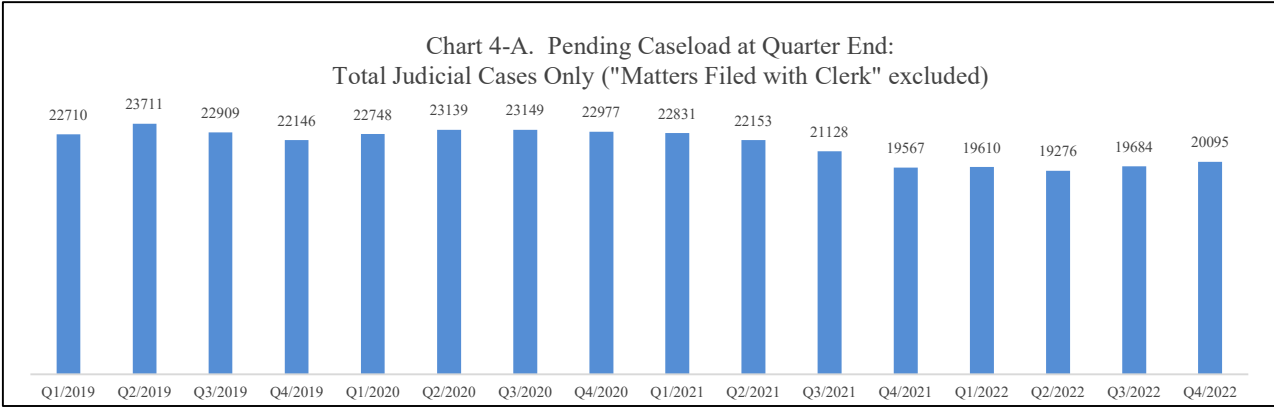
King County Superior Court

Reporting Category	Q1/21	Q2/21	Q3/21	Q4/21	Q1/22	Q2/22	Q3/22	Q4/22
<b>Juvenile Dependency (DEP)</b>								
Previous Pending (+)	467	382	252	249	241	279	260	283
New Filing (+)	111	95	101	87	129	89	92	75
Resolved (-)	134	108	86	71	78	105	66	75
<b>End Pending</b>	<b>382</b>	<b>252</b>	<b>249</b>	<b>241</b>	<b>279</b>	<b>260</b>	<b>283</b>	<b>279</b>
<b>Resolution Rate*</b>	<b>1.207</b>	<b>1.137</b>	<b>0.851</b>	<b>0.816</b>	<b>0.605</b>	<b>1.180</b>	<b>0.717</b>	<b>1.000</b>
<b>Juvenile Termination (TER)</b>								
Previous Pending (+)	382	354	345	278	248	224	232	241
New Filing (+)	46	51	75	31	39	49	44	56
Resolved (-)	56	69	99	41	60	43	31	31
<b>End Pending</b>	<b>354</b>	<b>345</b>	<b>278</b>	<b>248</b>	<b>224</b>	<b>232</b>	<b>241</b>	<b>265</b>
<b>Resolution Rate*</b>	<b>1.217</b>	<b>1.353</b>	<b>1.320</b>	<b>1.323</b>	<b>1.538</b>	<b>0.878</b>	<b>0.705</b>	<b>0.554</b>
<b>Juv ARY/CHINS/OTHERS</b>								
Previous Pending (+)	169	156	151	109	120	102	125	127
New Filing (+)	60	53	59	48	45	79	69	100
Resolved (-)	75	55	65	30	57	57	59	68
<b>End Pending</b>	<b>156</b>	<b>151</b>	<b>109</b>	<b>120</b>	<b>102</b>	<b>125</b>	<b>127</b>	<b>158</b>
<b>Resolution Rate*</b>	<b>1.250</b>	<b>1.038</b>	<b>1.102</b>	<b>0.625</b>	<b>1.267</b>	<b>0.722</b>	<b>0.855</b>	<b>0.680</b>
<b>Juvenile Truancy</b>								
Previous Pending (+)	832	558	479	361	307	625	1077	900
New Filing (+)	0	4	0	57	336	471	64	250
Resolved (-)	285	75	116	111	17	20	241	151
<b>End Pending</b>	<b>558</b>	<b>479</b>	<b>361</b>	<b>307</b>	<b>625</b>	<b>1077</b>	<b>900</b>	<b>999</b>
<b>Resolution Rate*</b>	<b>---</b>	<b>18.750</b>	<b>N/A</b>	<b>1.947</b>	<b>0.051</b>	<b>0.042</b>	<b>3.766</b>	<b>0.604</b>
<b>Juvenile Offender</b>								
Previous Pending (+)	572	572	396	319	286	233	256	256
New Filing (+)	127	81	70	78	100	119	127	152
Resolved (-)	178	197	140	110	89	84	107	94
<b>End Pending</b>	<b>572</b>	<b>396</b>	<b>319</b>	<b>286</b>	<b>233</b>	<b>256</b>	<b>256</b>	<b>301</b>
<b>Resolution Rate*</b>	<b>1.402</b>	<b>2.432</b>	<b>2.000</b>	<b>1.410</b>	<b>0.890</b>	<b>0.706</b>	<b>0.843</b>	<b>0.618</b>
<b>Criminal RALJ</b>								
Previous Pending (+)	66	46	46	34	40	37	31	36
New Filing (+)	5	13	19	12	11	9	17	16
Resolved (-)	26	15	31	5	14	15	12	9
<b>End Pending</b>	<b>46</b>	<b>46</b>	<b>34</b>	<b>40</b>	<b>37</b>	<b>31</b>	<b>36</b>	<b>42</b>
<b>Resolution Rate*</b>	<b>5.200</b>	<b>1.154</b>	<b>1.632</b>	<b>0.417</b>	<b>1.273</b>	<b>1.667</b>	<b>0.706</b>	<b>0.563</b>
<b>Civil RALJ</b>								
Previous Pending (+)	43	47	51	37	31	29	32	23
New Filing (+)	18	15	17	9	18	17	7	15
Resolved (-)	10	13	31	12	17	14	16	10
<b>End Pending</b>	<b>47</b>	<b>51</b>	<b>37</b>	<b>31</b>	<b>29</b>	<b>32</b>	<b>23</b>	<b>29</b>
<b>Resolution Rate*</b>	<b>0.556</b>	<b>0.867</b>	<b>1.824</b>	<b>1.333</b>	<b>0.944</b>	<b>0.824</b>	<b>2.286</b>	<b>0.667</b>

\* A value of "Resolution Rate" less than one indicates the resolution pace is slower than the filing pace.

Table 4-A. Active Re-opened Cases and Modification Cases

Reporting Category	Q1/21	Q2/21	Q3/21	Q4/21	Q1/22	Q2/22	Q3/22	Q4/22
<b>Re-opened without disposition</b>	<b>297</b>	<b>378</b>	<b>445</b>	<b>543</b>	<b>590</b>	<b>654</b>	<b>713</b>	<b>806</b>
<b>Modification without disposition</b>	<b>462</b>	<b>531</b>	<b>504</b>	<b>485</b>	<b>487</b>	<b>531</b>	<b>503</b>	<b>501</b>



Note: "Civil" is specifically defined in this report. The category of "Civil" does **not** include the following case types: domestic, probate, guardianship, adoption, Parentage, mental illness, juvenile cases (dependency, at-risk youth, child-in-need of service), civil RALJ, and tax filings that don't require judicial resources ("matters filed with clerk"). Please check the Appendix for the cause codes in the "General Civil" category.

Table 5. Age of Pending Cases

King County Superior Court

Reporting Category	Age of Pending Cases and # of Cases in Each Age Interval							
	Q1/21	Q2/21	Q3/21	Q4/21	Q1/22	Q2/22	Q3/22	Q4/22
<b>Criminal (excl. RALJ): # of Cases</b>	<b>6024</b>	<b>5649</b>	<b>5510</b>	<b>4849</b>	<b>4808</b>	<b>4248</b>	<b>4222</b>	<b>4298</b>
<b>Age (days)</b>								
Median (50 percentile)	232	269	287	276	257	235	232	222
90 percentile	541	609	645	687	751	766	786	796
<b># of Cases in Age Interval</b>								
0 - 60 days (0 - 2 months)	1045	877	946	819	861	861	823	860
61 - 120 days (3 - 4 months)	767	629	527	576	538	538	559	583
121 - 180 days (5 - 6 months)	624	581	494	471	494	494	405	442
181 - 270 days (7 - 9 months)	1065	744	693	543	581	581	559	522
> 270 days (> 9 months)	2523	2818	2850	2440	2334	2334	1876	1891
<b>Civil (excl. RALJ): # of Cases</b>	<b>7719</b>	<b>7741</b>	<b>6974</b>	<b>6234</b>	<b>6164</b>	<b>6270</b>	<b>6563</b>	<b>6799</b>
<b>Age (days)</b>								
Median (50 percentile)	198	206	196	198	175	155	151	165
90 percentile	646	682	704	694	695	645	640	629
<b># of Cases in Age Interval</b>								
0 - 120 days (0 - 4 months)	2704	2617	2467	2148	2433	2653	2769	2658
121 - 240 days (5 - 8 months)	1637	1619	1513	1450	1320	1363	1492	1675
241 - 360 days (9 - 12 months)	1029	1123	961	964	917	861	915	1033
361 - 540 days (13 - 18 months)	1236	1074	690	672	616	565	575	606
541 - 720 days (19 - 24 months)	557	620	700	459	284	278	250	251
> 720 days (> 24 months)	556	688	643	541	594	550	562	576
<b>Domestic: # of Cases</b>	<b>4446</b>	<b>4486</b>	<b>4526</b>	<b>4317</b>	<b>4270</b>	<b>4294</b>	<b>4359</b>	<b>4281</b>
<b>Age (days)</b>								
Median (50 percentile)	161	148	148	162	163	143	144	159
90 percentile	605	644	676	673	640	564	549	577
<b># of Cases in Age Interval</b>								
0 - 120 days (0 - 4 months)	1844	1968	1984	1684	1699	1915	1937	1690
121 - 240 days (5 - 8 months)	1110	956	1078	1149	1125	950	1092	1149
241 - 360 days (9 - 12 months)	549	665	550	672	656	661	552	671
361 - 540 days (13 - 18 months)	407	336	312	290	288	327	331	316
> 540 days (> 18 months)	536	561	602	522	502	441	447	455
<b>Probate: # of Cases</b>	<b>1201</b>	<b>1291</b>	<b>1285</b>	<b>1339</b>	<b>1233</b>	<b>1216</b>	<b>1302</b>	<b>1388</b>
<b>Age (days)</b>								
Median (50 percentile)	255	267	339	382	372	428	415	438
90 percentile	1574	1602	1694	1761	1899	2004	2034	2070
<b># of Cases in Age Interval</b>								
0 - 120 days (0 - 4 months)	410	414	337	345	351	337	329	354
121 - 240 days (5 - 8 months)	180	192	184	164	153	129	171	152
241 - 360 days (9 - 12 months)	107	134	146	143	108	112	105	141
361 - 540 days (13 - 18 months)	112	123	138	157	97	78	106	119
> 540 days (> 18 months)	392	428	480	530	524	560	591	622
<b>Guardianship: # of Cases</b>	<b>351</b>	<b>350</b>	<b>491</b>	<b>505</b>	<b>470</b>	<b>474</b>	<b>492</b>	<b>489</b>
<b>Age (days)</b>								
Median (50 percentile)	155	230	162	179	192	221	214	233
90 percentile	1227	1315	1176	1188	1150	1227	1209	1382
<b># of Cases in Age Interval</b>								
0 - 120 days (0 - 4 months)	158	126	213	203	183	183	189	180
121 - 240 days (5 - 8 months)	42	53	85	81	81	63	68	70
241 - 360 days (9 - 12 months)	40	32	40	59	59	68	50	35
361 - 540 days (13 - 18 months)	34	62	49	39	43	42	46	56
> 540 days (> 18 months)	77	77	104	123	104	118	139	148

Table 5 (cont.). Age of Pending Cases

King County Superior Court

Reporting Category	Age of Pending Cases and # of Cases in Each Age Interval							
	Q1/21	Q2/21	Q3/21	Q4/21	Q1/22	Q2/22	Q3/22	Q4/22
<b>Adoption: # of Cases</b>	<b>269</b>	<b>280</b>	<b>269</b>	<b>260</b>	<b>272</b>	<b>234</b>	<b>265</b>	<b>259</b>
<b>Age (days)</b>								
Median (50 percentile)	380	350	448	561	471	606	393	452
90 percentile	1315	1396	1495	1589	1663	1771	1846	1952
<b># of Cases in Age Interval</b>								
0 - 120 days (0 - 4 months)	86	75	56	50	74	55	82	60
121 - 240 days (5 - 8 months)	36	47	37	22	29	30	29	39
241 - 360 days (9 - 12 months)	10	20	34	27	19	11	18	19
361 - 540 days (13 - 18 months)	27	21	13	29	23	14	12	16
> 540 days (> 18 months)	110	117	129	132	127	124	124	125
<b>Parentage: # of Cases</b>	<b>253</b>	<b>257</b>	<b>258</b>	<b>255</b>	<b>231</b>	<b>190</b>	<b>210</b>	<b>226</b>
<b>Age (days)</b>								
Median (50 percentile)	146	153	147	150	154	153	139	115
90 percentile	497	525	518	425	429	450	457	422
<b># of Cases in Age Interval</b>								
0 - 120 days (0 - 4 months)	117	108	115	113	98	80	97	116
121 - 240 days (5 - 8 months)	70	67	65	64	55	50	43	48
241 - 360 days (9 - 12 months)	18	39	36	42	35	27	37	29
361 - 540 days (13 - 18 months)	29	21	17	18	28	22	20	20
> 540 days (> 18 months)	19	22	25	18	15	11	13	13
<b>ITA (civil commitment): # of Cases</b>	<b>453</b>	<b>379</b>	<b>428</b>	<b>535</b>	<b>633</b>	<b>337</b>	<b>405</b>	<b>282</b>
<b>Age (days)</b>								
Median (50 percentile)	36	30	60	93	116	39	52	25
90 percentile	227	304	382	466	536	154	241	257
<b># of Cases in Age Interval</b>								
0 - 120 days (0 - 4 months)	328	268	290	316	325	267	271	228
121 - 240 days (5 - 8 months)	85	24	41	117	136	64	93	21
> 240 days (> 8 months)	40	87	97	102	172	6	41	33
<b>Juv Dependency (DEP): # of Cases</b>	<b>382</b>	<b>252</b>	<b>249</b>	<b>241</b>	<b>279</b>	<b>260</b>	<b>283</b>	<b>279</b>
<b>Age (days)</b>								
Median (50 percentile)	292	172	150	158	129	135	169	180
90 percentile	668	757	674	575	501	577	591	681
<b># of Cases in Age Interval</b>								
0 - 60 days (0 - 2 months)	65	46	58	48	96	58	61	50
61 - 120 days (3 - 4 months)	54	46	56	41	41	59	46	44
121 - 180 days (5 - 6 months)	34	38	27	49	26	37	44	46
181 - 270 days (7 - 9 months)	32	40	31	33	40	30	49	35
> 270 days (> 9 months)	197	82	77	70	76	76	83	104
<b>Juv Termination (TER): # of Cases</b>	<b>354</b>	<b>345</b>	<b>278</b>	<b>248</b>	<b>224</b>	<b>232</b>	<b>241</b>	<b>265</b>
<b>Age (days)</b>								
Median (50 percentile)	355	436	329	411	471	550	450	464
90 percentile	1140	1231	1393	1520	1624	1715	1793	1866
<b># of Cases in Age Interval</b>								
0 - 60 days (0 - 2 months)	26	36	48	18	23	29	32	36
61 - 120 days (3 - 4 months)	49	22	31	21	9	24	18	28
121 - 180 days (5 - 6 months)	37	14	18	33	15	7	24	26
181 - 270 days (7 - 9 months)	39	50	14	26	38	10	13	25
> 270 days (> 9 months)	203	223	167	150	139	162	154	150
<b>ARY/CHINS/OTHER: # of Cases</b>	<b>156</b>	<b>151</b>	<b>109</b>	<b>120</b>	<b>102</b>	<b>125</b>	<b>127</b>	<b>158</b>
<b>Age (days)</b>								
Median (50 percentile)	805	944	959	585	962	336	366	166
90 percentile	1268	1359	1451	1543	1633	1722	1814	1858
<b># of Cases in Age Interval</b>								
0 - 60 days (0 - 2 months)	13	19	28	21	16	33	38	42
61 - 120 days (3 - 4 months)	8	5	5	21	6	16	8	25
121 - 180 days (5 - 6 months)	9	5	5	8	7	3	9	15
181 - 270 days (7 - 9 months)	7	8	2	6	12	5	4	8
> 270 days (> 9 months)	119	114	69	64	61	68	68	68

Table 5 (cont.). Age of Pending Cases

King County Superior Court

Reporting Category	Age of Pending Cases and # of Cases in Each Age Interval							
	Q1/21	Q2/21	Q3/21	Q4/21	Q1/22	Q2/22	Q3/22	Q4/22
<b>Juvenile Truancy: # of Cases</b>	<b>558</b>	<b>479</b>	<b>361</b>	<b>307</b>	<b>625</b>	<b>1077</b>	<b>900</b>	<b>999</b>
<b>Age (days)</b>								
Median (50 percentile)	470	603	700	711	80	105	165	235
90 percentile	804	896	988	1080	1108	988	297	355
<b># of Cases in Age Interval</b>								
0 - 60 days (0 - 2 months)	0	4	0	52	251	323	40	183
61 - 120 days (3 - 4 months)	0	0	2	4	105	273	167	55
121 - 180 days (5 - 6 months)	0	0	2	0	22	187	292	43
181 - 270 days (7 - 9 months)	0	0	0	4	0	49	295	378
> 270 days (> 9 months)	558	475	357	247	247	245	106	340
<b>Juvenile Offender: # of Cases</b>	<b>572</b>	<b>396</b>	<b>319</b>	<b>286</b>	<b>233</b>	<b>256</b>	<b>256</b>	<b>301</b>
<b>Age (days)</b>								
Median (50 percentile)	226	254	275	241	140	114	122	122
90 percentile	748	800	892	1018	581	585	549	424
<b># of Cases in Age Interval</b>								
0 - 60 days (0 - 2 months)	99	54	44	50	66	73	71	86
61 - 120 days (3 - 4 months)	94	49	39	37	39	63	54	62
121 - 180 days (5 - 6 months)	45	43	27	29	34	32	40	36
181 - 270 days (7 - 9 months)	77	59	46	35	24	24	37	53
> 270 days (> 9 months)	257	191	163	135	70	64	54	64
<b>Criminal RALJ: # of Cases</b>	<b>46</b>	<b>46</b>	<b>34</b>	<b>40</b>	<b>37</b>	<b>31</b>	<b>36</b>	<b>42</b>
<b>Age (days)</b>								
Median (50 percentile)	426	268	74	132	148	156	107	109
90 percentile	1980	2071	393	471	284	364	425	328
<b># of Cases in Age Interval</b>								
0 - 60 days (0 - 2 months)	3	6	15	9	8	8	9	11
61 - 120 days (3 - 4 months)	6	7	6	7	6	2	10	11
121 - 180 days (5 - 6 months)	4	4	4	10	8	8	5	9
181 - 270 days (7 - 9 months)	6	6	2	6	10	4	4	4
> 270 days (> 9 months)	27	23	7	8	5	9	8	7
<b>Civil RALJ: # of Cases</b>	<b>47</b>	<b>51</b>	<b>37</b>	<b>31</b>	<b>29</b>	<b>32</b>	<b>23</b>	<b>29</b>
<b>Age (days)</b>								
Median (50 percentile)	122	134	102	116	64	95	131	80
90 percentile	549	615	233	318	303	197	470	562
<b># of Cases in Age Interval</b>								
0 - 60 days (0 - 2 months)	14	11	13	5	13	11	4	12
61 - 120 days (3 - 4 months)	8	9	9	11	6	9	7	5
121 - 180 days (5 - 6 months)	11	11	7	6	3	8	6	2
181 - 270 days (7 - 9 months)	2	6	5	5	3	1	2	4
> 270 days (> 9 months)	12	14	3	4	4	3	4	6



Table 6. Seattle vs. Regional Justice Center (KNT): Filing, Resolution, Pending Caseload (%)

King County Superior Court

	Q4/21		Q1/22		Q2/22		Q3/22		Q4/22	
	SEA	KNT	SEA	KNT	SEA	KNT	SEA	KNT	SEA	KNT
<b>Filings Total</b>	<b>66%</b>	<b>34%</b>	<b>67%</b>	<b>33%</b>	<b>65%</b>	<b>35%</b>	<b>67%</b>	<b>33%</b>	<b>67%</b>	<b>33%</b>
Criminal (excl. RALJ)	53%	47%	62%	38%	61%	39%	64%	36%	61%	39%
Civil (excl. RALJ)	59%	42%	60%	40%	59%	41%	58%	42%	59%	41%
Domestic	61%	39%	61%	39%	63%	38%	60%	40%	62%	38%
Probate	68%	32%	73%	27%	71%	29%	71%	29%	71%	29%
Guardianship	57%	43%	45%	55%	52%	48%	57%	43%	53%	47%
Adoption	69%	31%	80%	20%	71%	29%	70%	30%	81%	19%
Parentage	35%	65%	44%	56%	39%	61%	47%	53%	45%	55%
ITA (civil commitment)	100%	---	100%	---	100%	--	100%	--	100%	--
Juv. Dependency (DEP)	60%	40%	56%	44%	61%	39%	55%	45%	82%	18%
Juv. Termination (TER)	81%	19%	51%	49%	49%	51%	59%	41%	77%	23%
Juvenile ARY/CHINS/Other	54%	46%	49%	51%	58%	42%	54%	46%	45%	55%
Juvenile Truancy	54%	46%	36%	64%	23%	77%	17%	83%	46%	54%
Juvenile Offender	100%	---	100%	---	100%	--	100%	--	100%	--
Criminal RALJ	83%	17%	55%	46%	89%	11%	53%	47%	69%	31%
Civil RALJ	89%	11%	89%	11%	82%	18%	86%	14%	73%	27%
<b>Resolution Total</b>	<b>67%</b>	<b>33%</b>	<b>66%</b>	<b>34%</b>	<b>67%</b>	<b>33%</b>	<b>67%</b>	<b>33%</b>	<b>67%</b>	<b>33%</b>
Criminal (excl. RALJ)	62%	38%	55%	45%	53%	47%	56%	44%	59%	41%
Civil (excl. RALJ)	59%	41%	59%	41%	60%	41%	58%	42%	58%	42%
Domestic	63%	38%	61%	39%	61%	39%	61%	39%	61%	39%
Probate	69%	31%	72%	28%	71%	29%	72%	28%	71%	29%
Guardianship	57%	43%	57%	43%	53%	47%	55%	45%	53%	47%
Adoption	72%	28%	68%	32%	82%	18%	73%	27%	71%	29%
Parentage	46%	54%	45%	55%	39%	61%	41%	59%	40%	60%
ITA (civil commitment)	100%	---	100%	---	100%	--	100%	--	100%	--
Juv. Dependency (DEP)	73%	27%	60%	40%	60%	40%	67%	33%	59%	41%
Juv. Termination (TER)	46%	54%	65%	35%	54%	47%	52%	48%	52%	48%
Juvenile ARY/CHINS/Other	50%	50%	54%	46%	53%	47%	58%	42%	49%	51%
Juvenile Truancy	99%	1%	35%	65%	30%	70%	79%	21%	25%	75%
Juvenile Offender	100%	---	100%	---	100%	--	100%	--	100%	--
Criminal RALJ	100%	0%	71%	29%	80%	20%	75%	25%	89%	11%
Civil RALJ	75%	25%	77%	24%	86%	14%	81%	19%	90%	10%
<b>Pending Total</b>	<b>64%</b>	<b>36%</b>	<b>64%</b>	<b>36%</b>	<b>62%</b>	<b>38%</b>	<b>62%</b>	<b>38%</b>	<b>63%</b>	<b>37%</b>
Criminal (excl. RALJ)	57%	43%	57%	43%	57%	43%	59%	41%	59%	41%
Civil (excl. RALJ)	67%	33%	67%	33%	67%	33%	67%	33%	67%	33%
Domestic	59%	42%	59%	41%	60%	41%	59%	41%	59%	41%
Probate	66%	34%	70%	30%	71%	29%	70%	30%	70%	30%
Guardianship	58%	42%	57%	43%	58%	42%	58%	42%	59%	41%
Adoption	68%	32%	72%	28%	68%	32%	67%	33%	70%	30%
Parentage	34%	66%	32%	68%	30%	71%	34%	66%	36%	64%
ITA (civil commitment)	100%	---	100%	---	100%	--	100%	--	100%	--
Juv. Dependency (DEP)	66%	34%	63%	37%	63%	37%	59%	41%	65%	35%
Juv. Termination (TER)	67%	33%	65%	35%	64%	36%	64%	36%	69%	31%
Juvenile ARY/CHINS/Other	60%	40%	56%	44%	59%	41%	57%	43%	54%	46%
Juvenile Truancy	80%	20%	57%	43%	43%	57%	32%	68%	36%	64%
Juvenile Offender	100%	---	100%	---	100%	--	100%	--	100%	--
Criminal RALJ	78%	23%	73%	27%	74%	26%	64%	36%	62%	38%
Civil RALJ	84%	16%	93%	7%	88%	13%	91%	9%	83%	17%

Excluding Cases filed with the Clerk

Table 7. Quarterly Utilization of Pro Tem Judges/Commissioners <sup>(1)</sup>

Category	Q3/20	Q4/20	Q1/21	Q2/21	Q3/21	Q4/21	Q1/22	Q2/22	Q3/22	Q4/22
<b>Grand Total</b>	<b>1045</b>	<b>2316</b>	<b>985</b>	<b>1750</b>	<b>1876</b>	<b>1880</b>	<b>900</b>	<b>2166</b>	<b>2012</b>	<b>1135</b>
<b>FTE Equivalent <sup>(2)</sup></b>	<b>2.3</b>	<b>5.1</b>	<b>2.2</b>	<b>3.9</b>	<b>4.2</b>	<b>4.2</b>	<b>2.0</b>	<b>4.8</b>	<b>4.5</b>	<b>2.5</b>
<b>By Work Type</b>										
Pro Tem Judge	138	305	44	155	263	167	122	135	126	156
Pro Tem Commissioner	907	2011	941	1595	1613	1713	778	2031	1886	979
<b>By Location</b>										
KCCH	580	1355	535	738	960	769	265	980	763	446
MRJC	225	543	228	580	282	513	256	468	687	285
Juvenile	184	277	205	203	373	212	144	305	391	224
ITA	56	142	17	229	259	272	145	376	126	180
Other or Unspecified	0	0	0	0	0	115	91	38	46	0
<b>By Calendar Type</b>										
Criminal	63	70	25	109	233	18	12	50	40	51
Civil	0	1	0	6	3	0	0	0	0	0
Ex Parte	144	371	118	281	444	202	187	475	280	253
Family Law/Domestic	550	1267	620	907	563	1062	321	922	1129	427
Dependency	158	231	185	178	346	177	125	257	351	119
Juvenile Offender	26	42	20	25	27	35	20	48	28	102
BECCA	0	4	0	0	0	0	0	0	12	3
ITA	56	142	17	229	259	272	145	376	126	180
Juvenile Drug Court	0	0	0	0	0	0	0	0	0	0
Family Treatment Court	0	0	0	0	0	0	0	0	0	0
Plea Calendar	49	182	0	11	0	0	0	0	0	0
Status/Non-Compliance	0	0	0	0	0	0	0	0	0	0
Other or Unspecified	0	7	0	0	0	115	91	0	46	0
<b>By Reason</b>										
Vacation Backfill	96	1072	29	118	208	22	20	14	34	135
Medical Backfill	852	392	941	1588	1595	1696	778	2031	1891	982
Duty Time	42	317	15	38	55	30	12	83	34	18
Conference Coverage	83	0	0	8	18	17	0	0	7	0
Congestion	0	429	0	0	0	0	0	0	0	0
Vacancy Coverage	0	63	0	0	0	0	0	0	0	0
Other or Unspecified	0	44	0	0	0	115	91	38	46	0

(1) This table is based on the time sheet for compensation

(2) Judge FTE Equivalent = # of hours / [7.5 hours/day \* 20 days/month \* 3 months] = # of hours/450.

*Data for the most current quarter are incomplete at reporting time and will be updated in next quarterly report.*

*The Pro Tem hours are provided quarterly by the Administrative Services Department of King County Superior Court.*

Table 8. Ex Parte and Family Law Hearings and Documents Signed

<b>Ex Parte: Hearings Held and Documents Signed</b>								
	<b>2022Q1</b>		<b>2022Q2</b>		<b>2022Q3</b>		<b>2022Q4</b>	
	<b>Hearings</b>	<b>Documents Signed</b>	<b>Hearings</b>	<b>Documents Signed</b>	<b>Hearings</b>	<b>Documents Signed</b>	<b>Hearings</b>	<b>Documents Signed</b>
<b>KNT (EXP04/05)</b>								
Civil	217	575	277	725	251	971	236	934
Domestic	31	516	45	401	56	239	43	218
Probate/Guardianship	322	256	355	246	342	388	358	449
Adoption/Paternity	25	63	18	47	21	47	56	89
Ex Parte Judge Panel (EXP08)		576		462		495		409
Ex Parte Via Clerk (EXP06)		2977		2969		3144		2958
<b>KNT Subtotal</b>	<b>595</b>	<b>4963</b>	<b>695</b>	<b>4850</b>	<b>670</b>	<b>5284</b>	<b>693</b>	<b>5057</b>
<b>SEA (EXP01/02)</b>								
Civil	300	521	384	689	459	992	441	1018
Domestic	68	697	57	389	82	304	51	198
Probate/Guardianship	660	659	805	866	755	936	714	865
Adoption/Paternity	40	119	63	182	46	126	68	158
Ex Parte Judge Panel (EXP08)		1363		1270		1128		1082
Ex Parte Via Clerk (EXP07)		6383		6604		6715		6602
<b>SEA Total</b>	<b>1068</b>	<b>9742</b>	<b>1309</b>	<b>10000</b>	<b>1342</b>	<b>10201</b>	<b>1274</b>	<b>9923</b>
<b>KNT/SEA Total</b>	<b>1663</b>	<b>14705</b>	<b>2004</b>	<b>14850</b>	<b>2012</b>	<b>15485</b>	<b>1967</b>	<b>14980</b>
<b>FAMILY LAW: Hearings Held and Documents Signed</b>								
	<b>2022Q1</b>		<b>2022Q2</b>		<b>2022Q3</b>		<b>2022Q4</b>	
	<b>Hearings</b>	<b>Documents Signed</b>	<b>Hearings</b>	<b>Documents Signed</b>	<b>Hearings</b>	<b>Documents Signed</b>	<b>Hearings</b>	<b>Documents Signed</b>
<b>KNT (FAM02)</b>								
Civil	985	994	979	1022	910	978	890	916
Domestic	315	868	350	930	370	956	315	848
Adoption/Paternity	132	372	105	306	101	273	94	254
<b>KNT Subtotal</b>	<b>1432</b>	<b>2234</b>	<b>1434</b>	<b>2258</b>	<b>1381</b>	<b>2207</b>	<b>1299</b>	<b>2018</b>
<b>SEA (FAM01)</b>								
Civil	765	850	814	900	899	977	812	870
Domestic	452	1116	500	1102	472	1068	465	962
Adoption/Paternity	32	251	20	162	38	167	33	143
<b>SEA Total</b>	<b>1249</b>	<b>2217</b>	<b>1334</b>	<b>2164</b>	<b>1409</b>	<b>2212</b>	<b>1310</b>	<b>1975</b>
<b>KNT/SEA Total</b>	<b>2681</b>	<b>4451</b>	<b>2768</b>	<b>4422</b>	<b>2790</b>	<b>4419</b>	<b>2609</b>	<b>3993</b>

## Appendix Glossary and Definition

### **Active Status**

A case is active if it is not on suspense status (see Suspense Status).

### **Adoption and Parentage Cases (case type 5)**

ADP - Adoption  
CFI - Confidential Intermediary  
CHN - Confidential Change of Name  
DIP - Disestablishment of Parentage  
MDS - Modification/Support Only  
MOD - Modification  
MSC - Miscellaneous  
OAA - Open Adoption Agreement  
PAD - De Facto Parentage  
PAG - Pre Birth Establish Parentage Genetic  
PAS - Establish Parentage Gestational Surrogacy  
PAT - Parentage  
PPR - Initial Pre Placement Report  
PRC - Parentage Rescission/Challenge  
PUR - Parentage (URES/UFSA)  
REL - Relinquishment  
ROB - Relocation Objection  
TER - Termination of Parental Rights

### **Case**

A case is defined as a filing with an assigned case number.

### **Civil Cases (case type 2, no RALJ)**

ALR - Administrative Law Review  
ALRLI - L&I Administrative Law Review  
AOD - Assurance of Discontinuance  
ASB - Asbestos  
ASP - Asbestos Personal Injury  
ASW - Asbestos Wrongful Death  
BAT - Petition to Appeal/Amend Ballot Title  
CAA - Motion to Confirm/Compel Arbitration Award  
CHN - Non Confidential Change of Name  
COL - Collection  
COM - Commercial  
CON - Condemnation  
CRP - Certificate of Restoration of Opportunity  
CRR - Petition for Certificate of Rehabilitation  
DOL - Appeal Licensing Revocation  
DSF - Notice of Deposit of Surplus Funds from Trustee's Sale of Real Property  
DVP - Domestic Violence  
ECP - Enforcement of Canadian Protection Order  
EOM - Emancipation of Minor  
FOR - Foreclosure  
FPO - Foreign Protection Order  
FVL - Motion to Show Cause /Fruivolous Lien  
HAR - Unlawful Harassment  
HSI - Application for Health & Safety Inspection  
INJ - Injunction  
IPL - Complaint for Interpleader  
LUP - Land Use Petition  
MAL - Other Malpractice  
MED - Medical Malpractice  
MER - Meretricious Relationships  
MHA - Malicious Harassment  
MSC - Miscellaneous  
MST - Minor Settlement  
MWP - Minor Work Permit  
NJF - Non Judicial Filing  
OSS - Petition to Issue Out of State Subpoena  
PBC - Petition for Birth Certificate Change  
PBJ - Petition for Justification /Bail Bond Company  
PCC - Petition for Civil Commitment  
PFA - Property Fairness Act  
PIN - Personal Injury

PPT - Petition for Perpetuation of Testimony  
PRA - Public Records Act  
PRG - Property Damage /Gangs  
PRP - Property Damage  
PVO - Petition for Vehicle Ownership  
QTI - Quiet Title  
RCV - Petition to Appoint Receiver  
RDR - Relief from Duty to Register  
RFR - Restoration of Firearms Rights  
RRC - Remove Restricted Covenant  
SCA - Small Claims Appeal  
SDR - School District /Required Action Plan  
SER - Subdivision Election Process Law Review  
SPC - Seizure of Property From Commission of a Crime  
SPR - Seizure of Property Resulting From a Crime  
STK - Stalking Protection  
SXP - Sexual Assault Protection  
TMV - Tort /Motor Vehicle  
TSS - Petition for Approval of Transfer of Structured Settlement  
TTO - Tort /Other  
UND - Unlawful Detainer  
VAP - Vulnerable Adult Protection Order  
VEP - Voter Election Process Law Review  
VVT - Victims of Motor Vehicle Theft /Civil Action  
WDE - Wrongful Death  
WHC - Writ of Habeas Corpus  
WMW - Miscellaneous Writs  
WRM - Writ of Mandamus  
WRR - Writ of Restitution  
WRV - Writ of Review  
XRP - Extreme Risk Protection Order

### **Civil Matters Filed with Clerk (case type 2)**

ABJ - Abstract of Judgment  
FJU - Foreign Judgment  
TAX - Tax Warrants  
TRJ - Transcript of Judgment  
CFJ - Petition for Order Granting Judgment on Confession of Judgment

### **Civil RALJ Cases (case type 2)**

LCA - Lower Court Appeal /Civil  
LCI - Lower Court Appeal /Infractions

### **Completion**

A case is completed if dispositive document is filed with the court following resolution.

### **Criminal Cases (case type 1, no RALJ)**

Adult criminal cases, excluding appeals from courts of limited jurisdiction. This reporting category includes the following crime categories within SCOMIS case type 1:

Homicide  
Sex Crime  
Robbery  
Assault  
Theft/Burglary  
Motor Vehicle Theft  
Controlled Substance  
Others

### **Criminal RALJ Cases (case type 1)**

CRJ - Criminal RALJ

### ***Domestic Cases (case type 3)***

CIR - Committed Intimate Relationship  
CUS - Child Custody  
DIC - Dissolution w/ Children  
DIN - Dissolution no Children  
DIS - Dissolution  
DPC - Dissolution of Domestic Partnership w/ Children  
DPN - Dissolution of Domestic Partnership /No Children  
FJU - Out of State Support Registration /Foreign Judgment  
INC - Annulment /Inv of Marriage w/ Children  
IND - Annulment /Inv of Domestic Partnership w/ Children  
INP - Invalidity, Domestic Partnership  
INV - Annulment /Invalidity  
MDS - Modification/Support Only  
MOD - Modification  
MSC - Miscellaneous  
MWA - Mandatory Wage Assignment  
OSC - Out of State Custody  
PPS - Parenting Plan / Child Support  
PSO - Petition for Entry of KC Support Order  
RCV - Relative Child Visitation  
RIC - Reciprocal, Resp in County  
ROB - Relocation /Objection  
ROC - Reciprocal, Resp out of County  
RVC - Relative Child Visits  
SDC - Legal Separation, Domestic Partnership w/ Children  
SEC - Legal Separation w/ Children  
SEP - Legal Separation  
SPD - Legal Separation, Domestic Partnership /No Children  
TSS - Structured Settlement

### ***Jury Trial***

A hearing is reported as a jury trial if the jury is impaneled.

### ***Juvenile BECCA Cases (case type 7)***

ARY - At Risk Youth  
CNS - Child In Need Of Services  
DDP - Developmental Disability  
DGN - Dependency Guardianship  
EFC - Extended Foster Care, Dependency  
GFC - Guardianship Foster Children  
RPR - Reinstatement of Parental Rights  
RVS - Relative Visitation  
TRU - Truancy  
VYG - Vulnerable Youth Guardianship

### ***Juvenile Dependency Cases (case type 7)***

DEP - Dependency  
TER - Termination of Parental Rights

### ***Juvenile Offender Cases (case type 8)***

Homicide  
Sex Crime  
Robbery  
Assault  
Theft/Burglary  
Motor Vehicle Theft

Controlled Substance  
Others

### ***Involuntary Treatment Act Cases (case type 6)***

Alcoholic Treatment (ALT)  
ITA - Adult (MI)  
ITA - Family (MIF)  
ITA - Juvenile (MIJ)

### ***Non-Jury Trial***

A hearing is reported as a non-jury trial if an opening statement is made, waived, or reserved.

### ***Pending Case***

A case is defined as pending if it is unresolved and active (not in suspense).

### ***Post-disposition Modifications***

Petition to modify parenting plan after the resolution of the original case, based on the modification schedule.

### ***Probate and Guardianship Cases (case type 5)***

ABS - Absentee  
AOS - Affidavit of Successor  
ASE - Affidavit of Small Estate  
DSC - Disclaimer  
EST - Estate  
FNW - Foreign Will  
G/E - Guardianship/Estate  
GDE - Guardianship of the Estate  
GDN - Guardianship  
GDP - Guardianship of the Person  
LGD - Limited Guardianship  
LGE - Limited Guardianship of the Estate  
LGP - Limited Guardianship of the Person  
MGD - Minor Guardianship  
MSC - Miscellaneous  
MST - Minor Settlement  
NJB - Non Judicial Binding/TEDRA Agreement  
NNC - Non Probate Notice to Creditor  
POA - Petition for Relief (RCW 11.94) /Power of Attorney  
RGR - Registration of Guardianship  
RTR - Registration of Trust /Trust Situs  
SNT - Special Needs Trust  
TDR - Trust/Estate Dispute Resolution  
TRS - Trust  
WLL - Will Only

### ***Resolution***

A case is resolved if all issues in the complaint are fully adjudicated.

### ***Suspended Case***

A case is placed in suspense status from active status during the reporting period.

### ***Suspense Status***

A case is on suspense status if it is on warrant, appeal, stay, mediation, arbitration ("Deferred Prosecution" is not a suspense status, but is treated as a resolution).

### ***Trial***

A hearing set before a judge or jury in which all the issues in the case are meant to be resolved. A trial normally includes opening statements to the court or jury stating what evidence will show, introduction of witnesses and exhibits for direct and cross examination, final arguments to the court or jury in which counsel argue both the evidence and the law, and judgment by the court or jury stating what the facts of the case are and what law applies to the facts. In a jury case, it also includes the selection of the jury. A trial can be held for one or more cases. A single trial may be held to adjudicate more than one case (as defined above).