



King County

Department of Judicial Administration

Barbara Miner

Director and Superior Court Clerk

(206) 296-9300 (206) 296-0100 TTY/TDD

King County Superior Court

Civil Department Statistical Report

April 2023

Department of Judicial Administration

Prepared by: Shiquan Liao, Ph.D., Statistician

May 15, 2023

Report #: CIVIL-2023-04

Seattle:
516 Third Avenue Room E609
Seattle, WA 98104-2386

Regional Justice Center:
401 Fourth Avenue North Room 2C
Kent, WA 98032-4429

Juvenile Division:
1211 East Alder Room 3015
Seattle, WA 98122-5598

Civil Statistics Summary

NOTE: Washington State Supreme Court orders related to the coronavirus pandemic, beginning March 2020, affect the statistics for the foreseeable future.

The civil statistics report provides an overview of the caseload for the Civil and UFC Departments. The report includes the number of filings, number of resolutions, number of pending cases, age of resolved cases, and age of pending cases for both the SEA and MRJC locations.

The following categories are included in this report: **Civil, Domestic, Probate, Guardianship, Adoption, and Parentage.** This report includes all cases in these categories, regardless of whether or not a judge is assigned at filing.

Please note that the category of “civil” in the tables of this report is more narrowly defined. Readers are encouraged to check the Appendix at the end of this report for precise definition of the terminology used in this report.

- **Filings (Table 1, Figures 1)**

In April 2023, the total number of filings was 2,710 cases. Of those cases filed in the month, 41% were MRJC cases, and the remaining 59% were SEA cases. The year-to-date monthly average filings for 2023 were 2,800 cases. In comparison, the average monthly filings in 2019, 2020, 2021 and 2022 were 3,083, 2,436, 2,429, and 2,601 cases, respectively.

- **Resolutions (Table 2, Figures 2)**

The total resolutions in April 2023 were 2,645 cases. Of those cases resolved in the month, 39% of the resolutions were MRJC cases. On average, the number of resolutions in 2023 were 2,628 cases per month. In comparison, the average monthly resolutions in 2019, 2020, 2021, and 2022 were 3,091, 2,378, 2,450, and 2,592 cases, respectively.

- **The Age of Resolved Cases (Table 3)**

Table 3 shows the comparison between the court-adopted timeline standard (as suggested by the State Advisory Committee) with the actual age of resolved cases (time from filing to resolution). Even though the standard is not regularly met, the resolution time does not show any significant change over time.

- **Pending Caseload (Table 4, Figures 3) and Age of Pending Cases (Table 5)**

At the end of April 2023, the pending caseload for the civil department was 13,732 cases, 64% being SEA cases and 36% being MRJC cases. The age breakdown of pending cases is presented in Table 5. SEA had 251 civil cases over 24 months and 254 domestic cases over 18 months. MRJC had 235 general civil cases over 24 months and 210 domestic cases over 18 months.

Conclusions: Filings in recent months have gradually increased from the low volume seen since COVID-19, but still lower than the pre-pandemic level. In 2023, the average monthly filings were 2,800 cases. In 2023, the average resolutions were 2,628 cases per month. At the end of April 2023, the total pending caseload in the reporting categories was 13,732 cases. The pending caseload in the same reporting categories was 15,059, 14,371, 14,085, 12,941, and 13,471 at the year end of 2018, 2019, 2020, 2021, and 2022 respectively.

Figure 1. Monthly Filings for SEA, MRJC and SEA/MRJC Combined

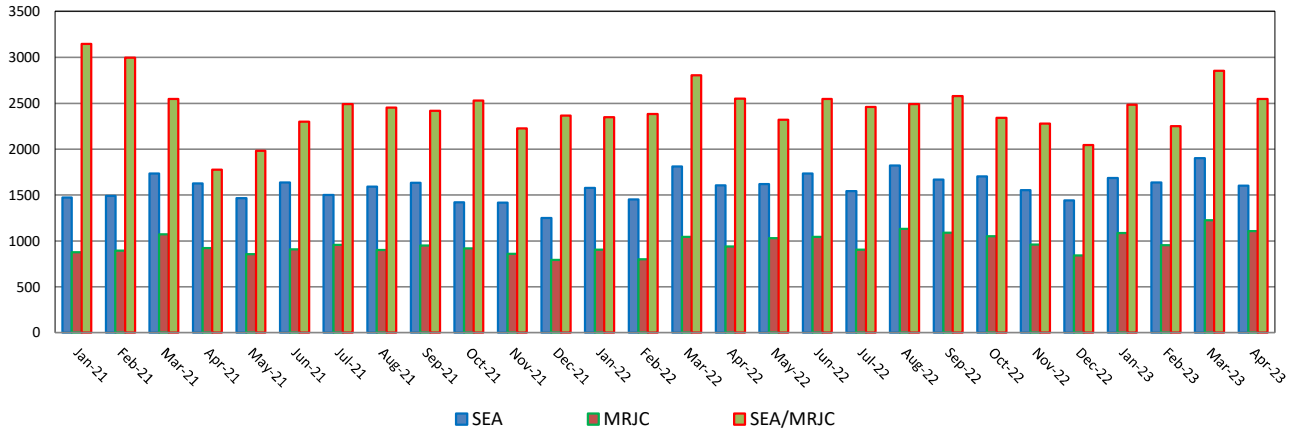


Figure 2. Monthly Resolutions for SEA, MRJC and SEA/MRJC Combined

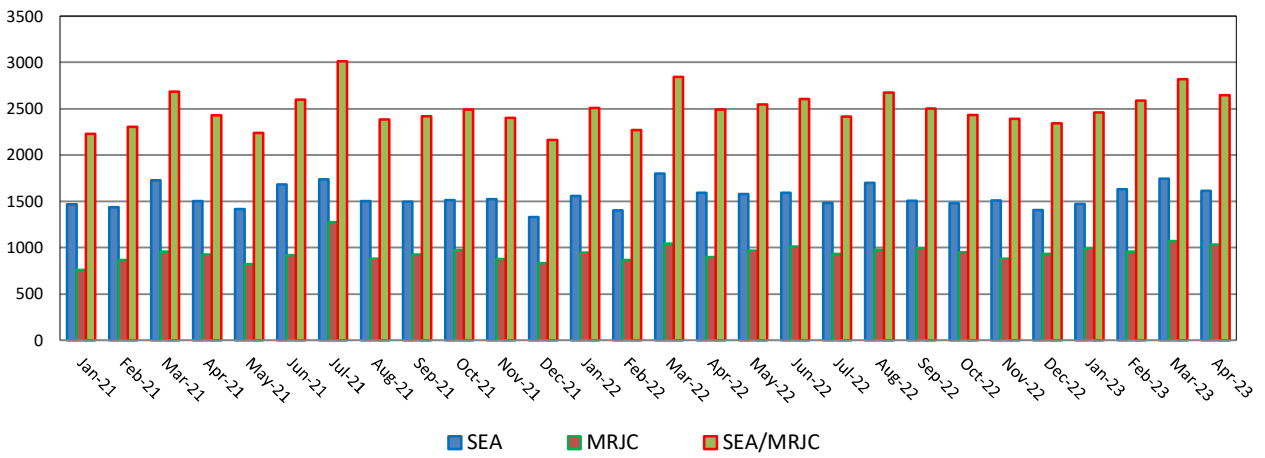


Figure 3. Monthly Pending Caseload for SEA, MRJC and SEA/MRJC Combined

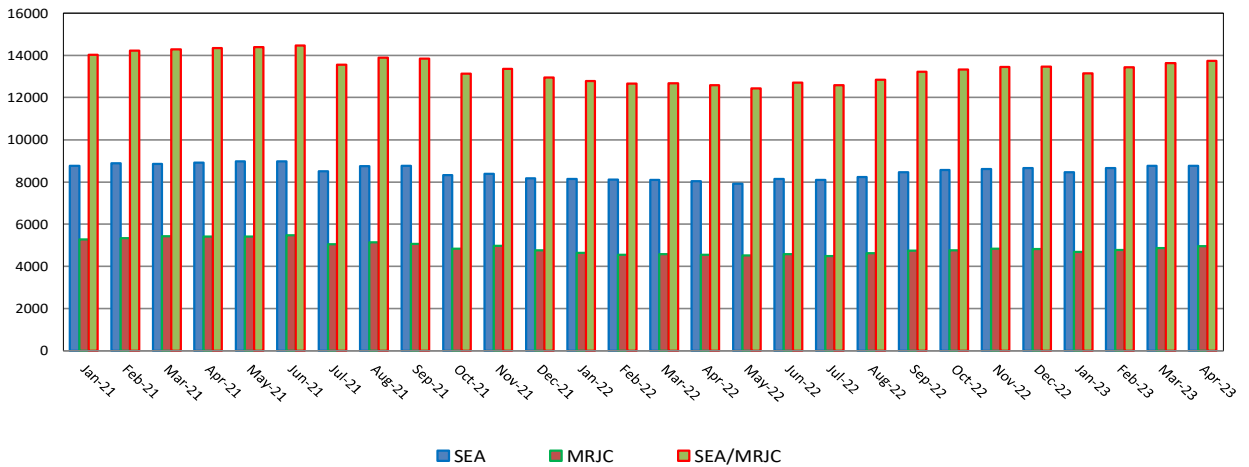


Table 1. Monthly New Filings

SEA	Jan	Feb	Mar	Apr	May	Jun	Jul	Aug	Sep	Oct	Nov	Dec
TOTAL - SEA												
2021	1473	1490	1734	1626	1467	1638	1501	1592	1632	1422	1418	1251
2022	1578	1451	1810	1605	1620	1733	1543	1822	1669	1703	1552	1442
2023	1687	1638	1903	1604								
Civil - SEA												
2021	662	705	761	713	685	699	712	673	717	632	598	577
2022	749	624	804	734	798	861	783	878	781	868	783	686
2023	749	765	918	817								
Domestic - SEA												
2021	276	276	352	338	297	341	300	389	390	268	319	237
2022	298	275	326	333	314	343	286	348	327	296	275	262
2023	322	341	377	273								
Probate - SEA												
2021	442	433	545	486	418	502	421	447	431	435	426	349
2022	489	507	612	473	433	466	387	507	480	445	413	428
2023	520	467	516	439								
Guardianship - SEA												
2021	52	44	36	47	38	46	33	48	52	55	47	60
2022	14	11	12	36	51	38	45	52	44	49	43	33
2023	60	33	52	53								
Adoption - SEA												
2021	25	22	22	25	19	32	24	16	20	21	16	19
2022	16	25	39	17	15	18	27	24	22	33	22	16
2023	25	26	24	20								
Parentage - SEA												
2021	16	10	18	17	10	18	11	19	22	11	12	9
2022	12	9	17	12	9	7	15	13	15	11	16	17
2023	11	6	16	2								

MRJC	Jan	Feb	Mar	Apr	May	Jun	Jul	Aug	Sep	Oct	Nov	Dec
TOTAL - MRJC												
2021	875	893	1072	924	855	907	959	901	948	919	862	793
2022	905	801	1045	942	1028	1045	906	1129	1089	1049	960	844
2023	1084	956	1223	1106								
Civil - MRJC												
2021	473	475	523	451	426	479	492	465	489	463	416	399
2022	493	399	567	523	560	603	517	631	594	600	541	473
2023	585	552	691	614								
Domestic - MRJC												
2021	186	182	255	214	204	194	231	199	211	176	189	161
2022	179	165	223	199	214	182	167	237	235	195	176	147
2023	213	187	249	229								
Probate - MRJC												
2021	167	191	237	207	185	190	193	196	185	197	187	177
2022	192	201	215	174	182	197	166	185	205	177	191	170
2023	221	170	206	206								
Guardianship - MRJC												
2021	20	18	34	23	17	13	21	21	37	52	39	33
2022	15	15	18	29	47	41	33	51	23	45	35	33
2023	38	38	58	36								
Adoption - MRJC												
2021	5	8	7	9	7	10	3	6	7	9	12	4
2022	4	9	7	7	6	7	7	10	15	9	3	5
2023	8	1	5	9								
Parentage - MRJC												
2021	24	19	16	20	16	21	19	4	19	22	19	19
2022	22	12	15	10	19	15	16	15	17	23	14	16
2023	19	8	14	12								

“Civil” includes all civil actions (including RALJ), except “Matters Filed with Clerk” (Petition for Order Granting Judgment on Confession of Judgment, Tax Warrants, Abstract of Judgment, Foreign Judgment, and Transcript of Judgment), Domestic, Probate, Guardianship, Adoption, and Paternity cases.

Table 2. Monthly Resolutions

SEA	Jan	Feb	Mar	Apr	May	Jun	Jul	Aug	Sep	Oct	Nov	Dec
TOTAL - SEA												
2021	1467	1436	1729	1504	1418	1682	1738	1504	1496	1515	1524	1329
2022	1559	1403	1797	1594	1578	1593	1480	1697	1508	1478	1510	1407
2023	1470	1630	1746	1615								
Civil - SEA												
2021	695	624	785	618	672	756	889	721	681	720	730	603
2022	734	622	808	733	783	781	744	808	676	716	764	625
2023	681	801	842	825								
Domestic - SEA												
2021	321	304	356	329	273	337	331	303	332	301	305	313
2022	357	276	387	300	308	296	299	342	298	294	252	318
2023	255	283	325	291								
Probate - SEA												
2021	402	444	507	475	395	507	440	411	406	418	408	329
2022	418	438	535	467	404	455	380	479	455	386	420	409
2023	454	482	499	435								
Guardianship - SEA												
2021	28	24	43	37	42	37	39	36	47	43	52	41
2022	35	37	32	47	38	32	33	42	47	41	37	32
2023	43	36	45	32								
Adoption - SEA												
2021	13	26	25	25	20	25	26	19	17	16	19	27
2022	13	16	29	29	30	22	15	19	18	29	26	16
2023	20	15	28	25								
Parentage - SEA												
2021	8	14	13	20	16	20	13	15	13	17	10	16
2022	12	14	26	18	15	7	9	7	14	12	11	7
2023	17	13	7	7								

MRJC	Jan	Feb	Mar	Apr	May	Jun	Jul	Aug	Sep	Oct	Nov	Dec
TOTAL - MRJC												
2021	760	868	957	923	819	918	1275	881	923	976	876	834
2022	948	869	1045	898	967	1012	934	977	993	952	881	935
2023	988	959	1073	1030								
Civil - MRJC												
2021	406	468	490	449	397	494	840	471	480	525	495	421
2022	499	442	553	504	487	564	521	544	561	558	470	514
2023	501	560	622	589								
Domestic - MRJC												
2021	194	197	215	232	198	210	221	195	218	202	177	173
2022	222	207	222	177	227	181	197	217	184	173	187	195
2023	208	179	202	190								
Probate - MRJC												
2021	131	160	206	198	176	176	173	182	180	190	153	171
2022	180	160	209	156	185	210	147	165	203	169	167	161
2023	214	178	199	186								
Guardianship - MRJC												
2021	15	15	20	25	26	18	11	10	23	36	26	42
2022	24	34	20	34	39	32	47	28	27	33	30	36
2023	46	25	31	45								
Adoption - MRJC												
2021	3	7	4	5	5	9	7	10	4	7	9	8
2022	5	4	18	4	9	5	7	5	7	7	8	14
2023	7	3	2	1								
Parentage - MRJC												
2021	11	21	22	14	17	11	23	13	18	16	16	19
2022	18	22	23	23	20	20	15	18	11	12	19	15
2023	12	14	17	19								

"Civil" includes all civil actions (including RALJ), except "Matters Filed with Clerk" (Petition for Order Granting Judgment on Confession of Judgment, Tax Warrants, Abstract of Judgment, Foreign Judgment, and Transcript of Judgment), Domestic, Probate, Guardianship, Adoption, and Parentage cases.

Table 3. Percentage of Cases Resolved in Specified Time Intervals

SEA	Apr 2022	May 2022	Jun 2022	Jul 2022	Aug 2022	Sep 2022	Oct 2022	Nov 2022	Dec 2022	Jan 2023	Feb 2023	Mar 2023	Apr 2023
Civil - SEA													
90% in 12 months	82%	84%	84%	84%	86%	86%	87%	84%	86%	84%	86%	87%	87%
98% in 18 months	92%	92%	95%	93%	95%	94%	95%	93%	95%	96%	94%	95%	95%
100% in 24 months	97%	94%	98%	96%	98%	97%	98%	99%	98%	98%	97%	98%	96%
Domestic - SEA													
90% in 8 months	61%	51%	57%	58%	57%	61%	60%	59%	63%	65%	58%	52%	55%
98% in 10 months	71%	66%	70%	68%	69%	69%	70%	71%	76%	75%	68%	63%	66%
100% in 14 months	89%	85%	89%	86%	90%	87%	89%	88%	89%	90%	88%	87%	91%
Probate - SEA													
90% in 8 months	98%	99%	98%	99%	99%	99%	99%	99%	99%	99%	98%	98%	99%
98% in 18 months	99%	100%	99%	100%	100%	100%	100%	100%	100%	100%	100%	100%	100%
100% in 36 months	100%	100%	100%	100%	100%	100%	100%	100%	100%	100%	100%	100%	100%
Guardianship - SEA													
90% in 8 months	89%	95%	97%	100%	95%	96%	95%	95%	100%	95%	94%	89%	100%
98% in 18 months	100%	97%	100%	100%	100%	100%	100%	97%	100%	98%	97%	100%	100%
100% in 36 months	100%	97%	100%	100%	100%	100%	100%	100%	100%	100%	100%	100%	100%
Adoption - SEA													
90% in 8 months	79%	80%	68%	67%	79%	72%	93%	89%	88%	85%	100%	96%	96%
98% in 10 months	83%	80%	82%	73%	89%	78%	97%	92%	94%	90%	100%	100%	100%
100% in 14 months	83%	80%	91%	80%	95%	83%	97%	92%	94%	95%	100%	100%	100%
Parentage - SEA													
90% in 8 months	83%	80%	57%	89%	71%	93%	83%	82%	57%	94%	77%	86%	57%
98% in 10 months	89%	80%	71%	89%	71%	100%	92%	82%	57%	94%	77%	86%	57%
100% in 14 months	95%	87%	86%	89%	86%	100%	100%	91%	71%	100%	77%	86%	100%
MRJC													
Civil - MRJC													
90% in 12 months	90%	89%	91%	91%	91%	92%	94%	94%	93%	93%	94%	92%	93%
98% in 18 months	96%	96%	97%	97%	97%	96%	98%	98%	97%	96%	98%	97%	96%
100% in 24 months	98%	97%	99%	98%	99%	98%	99%	100%	99%	99%	99%	98%	97%
Domestic - MRJC													
90% in 8 months	50%	49%	57%	53%	51%	58%	51%	57%	66%	46%	55%	92%	57%
98% in 10 months	57%	59%	65%	60%	62%	65%	62%	69%	74%	63%	61%	97%	66%
100% in 14 months	84%	82%	87%	87%	88%	88%	87%	85%	88%	87%	83%	98%	88%
Probate - MRJC													
90% in 8 months	97%	96%	98%	99%	98%	99%	99%	99%	98%	99%	98%	96%	98%
98% in 18 months	99%	99%	100%	100%	98%	100%	99%	100%	99%	99%	100%	99%	99%
100% in 36 months	100%	100%	100%	100%	100%	100%	100%	100%	100%	99%	100%	100%	99%
Guardianship - MRJC													
90% in 8 months	62%	97%	100%	75%	93%	93%	88%	93%	92%	87%	96%	94%	93%
98% in 18 months	100%	100%	100%	100%	100%	100%	100%	97%	97%	100%	100%	100%	98%
100% in 36 months	100%	100%	100%	100%	100%	100%	100%	100%	97%	100%	100%	100%	100%
Adoption - MRJC													
90% in 8 months	75%	56%	100%	71%	60%	100%	86%	75%	79%	100%	100%	100%	100%
98% in 10 months	75%	56%	100%	71%	60%	100%	86%	75%	93%	100%	100%	100%	100%
100% in 14 months	75%	56%	100%	71%	60%	100%	86%	100%	93%	100%	100%	100%	100%
Parentage - MRJC													
90% in 8 months	44%	60%	50%	33%	44%	82%	58%	63%	80%	33%	43%	59%	53%
98% in 10 months	65%	65%	60%	53%	61%	91%	67%	69%	87%	58%	57%	82%	79%
100% in 14 months	65%	75%	70%	80%	72%	100%	92%	79%	87%	75%	86%	88%	95%

Age of resolved cases – the time between filing and resolution, minus any suspense time if applicable.

Court adopted time guideline (based on suggestion from BJA State Advisory Committee, see LCR 4 official comment): (a) Civil - 90% by 360 days (12 months), 98% by 540 days (18 months); (b) Domestic - 90% by 240 days (8 months), 98% by 300 days (10 months); (c) Probate/Guardianship - 90% by 240 days (8 months), 98% by 540 days (18 months); (d) Adoption/Parentage - 90% by 240 days (8 months); 98% by 300 days (10 months).

“Civil” includes all civil actions (including RALJ), except “Matters Filed with Clerk” (Petition for Order Granting Judgment on Confession of Judgment, Tax Warrants, Abstract of Judgment, Foreign Judgment, and Transcript of Judgment), Domestic, Probate, Guardianship, Adoption, and Parentage cases.

Table 4. Pending Caseload at the End of the Month

SEA	Jan	Feb	Mar	Apr	May	Jun	Jul	Aug	Sep	Oct	Nov	Dec
TOTAL - SEA												
2021	8759	8876	8860	8916	8968	8976	8503	8747	8775	8312	8379	8179
2022	8138	8111	8102	8036	7906	8140	8099	8239	8460	8567	8610	8651
2023	8465	8659	8764	8775								
Civil - SEA												
2021	4932	5028	4993	5019	5028	4991	4650	4686	4652	4308	4297	4215
2022	4151	4209	4177	4156	4086	4230	4203	4290	4428	4499	4522	4593
2023	4420	4514	4531	4563								
Domestic - SEA												
2021	2584	2590	2583	2581	2612	2634	2518	2674	2695	2579	2642	2527
2022	2494	2483	2522	2509	2478	2555	2509	2531	2580	2559	2588	2544
2023	2491	2599	2663	2638								
Probate - SEA												
2021	742	747	782	807	832	839	837	876	863	854	868	884
2022	960	934	937	864	862	866	876	895	916	972	958	966
2023	1012	991	1010	1004								
Guardianship - SEA												
2021	210	231	221	230	226	236	231	238	285	296	291	291
2022	270	225	196	260	266	274	279	283	287	294	290	285
2023	295	293	297	317								
Adoption - SEA												
2021	193	187	185	185	183	189	179	184	185	187	190	176
2022	177	182	197	182	158	156	169	175	178	178	181	181
2023	179	193	186	180								
Parentage - SEA												
2021	98	93	96	94	87	87	88	89	95	88	91	86
2022	86	78	73	65	56	56	63	65	71	65	71	82
2023	68	69	77	73								

MRJC	Jan	Feb	Mar	Apr	May	Jun	Jul	Aug	Sep	Oct	Nov	Dec
TOTAL - MRJC												
2021	5273	5340	5426	5422	5423	5480	5048	5142	5065	4829	4971	4762
2022	4638	4544	4567	4548	4528	4570	4488	4616	4754	4761	4837	4820
2023	4686	4773	4873	4957								
Civil - MRJC												
2021	2741	2778	2773	2767	2777	2801	2398	2406	2359	2181	2200	2050
2022	2007	1990	2016	2008	2026	2072	2049	2112	2158	2156	2218	2235
2023	2198	2241	2267	2297								
Domestic - MRJC												
2021	1823	1821	1863	1855	1845	1852	1817	1869	1831	1760	1816	1790
2022	1727	1695	1748	1757	1724	1739	1675	1695	1779	1762	1769	1737
2023	1670	1702	1754	1800								
Probate - MRJC												
2021	355	390	419	429	435	452	467	485	422	421	459	455
2022	460	452	418	373	368	350	368	383	386	393	415	422
2023	409	411	410	428								
Guardianship - MRJC												
2021	113	115	130	129	118	114	118	131	206	218	232	214
2022	193	158	152	190	197	200	188	211	205	214	204	204
2023	184	203	225	213								
Adoption - MRJC												
2021	78	80	84	86	88	91	84	82	84	85	88	84
2022	83	82	75	78	74	75	73	80	87	90	87	78
2023	79	77	80	87								
Parentage - MRJC												
2021	163	156	157	156	160	170	164	169	163	164	176	169
2022	168	167	158	142	139	134	135	135	139	146	144	144
2023	146	139	137	132								

SEA/MRJC	Jan	Feb	Mar	Apr	May	Jun	Jul	Aug	Sep	Oct	Nov	Dec
2021	14032	14216	14286	14338	14391	14456	13551	13889	13840	13141	13350	12941
2022	12776	12655	12669	12584	12434	12710	12587	12855	13214	13328	13447	13471
2023	13151	13432	13637	13732								

Pending caseload = cases remain active and unresolved at the end of reporting period, excluding cases on suspense status (in arbitration, appeal).
 "Civil" includes all civil actions (including RALJ), except "Matters Filed with Clerk" (Petition for Order Granting Judgment on Confession of Judgment, Tax Warrants, Abstract of Judgment, Foreign Judgment, and Transcript of Judgment), Domestic, Probate, Guardianship, Adoption, and Parentage cases.

Table 5. Age of Pending Cases

SEA	Apr 2022	May 2022	Jun 2022	Jul 2022	Aug 2022	Sep 2022	Oct 2022	Nov 2022	Dec 2022	Jan 2023	Feb 2023	Mar 2023	Apr 2023
Civil – SEA													
Median Age (50 th percentile) *	165	161	156	157	157	156	159	161	167	170	173	166	166
# of Cases in Age Interval													
0 - 120 days (0 - 4 months)	1711	1671	1761	1741	1797	1835	1842	1843	1761	1681	1723	1789	1867
121 - 240 days (5 - 8 months)	890	921	957	972	1015	1042	1086	1110	1191	1159	1136	1103	1038
241 - 360 days (9 - 12 months)	640	634	638	623	597	653	661	687	727	701	766	764	791
361 - 540 days (13 - 18 months)	415	391	398	406	420	426	443	432	443	411	416	417	441
541 - 720 days (19 - 24 months)	205	201	205	192	193	178	154	159	175	176	187	185	175
> 720 days (> 24 months)	295	268	271	269	268	294	313	291	296	292	286	273	251
Domestic – SEA													
Median Age (50 th percentile) *	152	138	136	138	136	138	141	148	158	161	156	148	145
# of Cases in Age Interval													
0 - 120 days (0 - 4 months)	1124	1146	1184	1145	1148	1166	1132	1114	1015	1002	1099	1186	1192
121 - 240 days (5 - 8 months)	558	539	561	557	637	664	686	701	704	669	644	627	571
241 - 360 days (9 - 12 months)	398	377	377	389	317	312	308	335	392	393	427	420	424
361 - 540 days (13 - 18 months)	178	183	198	189	198	202	194	200	195	189	182	180	197
> 540 days (> 18 months)	251	233	235	229	231	236	239	238	238	238	247	250	254
Probate – SEA													
Median Age (50 th percentile) *	367	388	408	428	409	418	396	431	457	438	478	495	520
# of Cases in Age Interval													
0 - 120 days (0 - 4 months)	256	256	248	224	229	217	246	229	219	266	227	240	233
121 - 240 days (5 - 8 months)	88	84	91	102	117	134	131	109	112	100	105	103	94
241 - 360 days (9 - 12 months)	80	78	77	86	74	71	84	94	111	113	108	91	88
361 - 540 days (13 - 18 months)	67	56	58	63	69	83	89	94	85	80	88	91	97
> 540 days (> 18 months)	373	388	392	401	406	411	422	432	439	453	463	485	492
Guardianship – SEA													
Median Age (50 th percentile) *	235	246	265	262	273	295	302	277	305	307	335	312	276
# of Cases in Age Interval													
0 - 120 days (0 - 4 months)	95	98	99	100	108	101	110	107	96	104	98	108	128
121 - 240 days (5 - 8 months)	36	33	36	33	24	35	27	27	35	33	36	27	22
241 - 360 days (9 - 12 months)	28	30	34	32	33	24	24	23	17	25	20	19	24
361 - 540 days (13 - 18 months)	24	27	23	29	27	32	35	33	34	24	27	22	21
> 540 days (> 18 months)	77	78	82	85	91	95	98	100	103	109	112	121	122
Adoption – SEA													
Median Age (50 th percentile) *	427	562	550	404	400	328	313	322	338	356	313	409	441
# of Cases in Age Interval													
0 - 120 days (0 - 4 months)	53	36	41	45	55	59	63	51	47	45	56	48	47
121 - 240 days (5 - 8 months)	21	19	22	26	21	22	16	28	31	30	31	23	17
241 - 360 days (9 - 12 months)	13	13	8	9	10	10	13	15	14	15	11	19	19
361 - 540 days (13 - 18 months)	15	10	8	8	7	8	9	10	10	10	15	15	16
> 540 days (> 18 months)	80	80	80	81	82	79	77	77	79	79	80	81	81
Parentage – SEA													
Median Age (50 th percentile) *	117	111	131	119	105	86	96	86	95	113	126	121	146
# of Cases in Age Interval													
0 - 120 days (0 - 4 months)	34	31	27	32	35	41	40	42	52	37	32	38	29
121 - 240 days (5 - 8 months)	9	8	13	16	13	12	7	13	15	19	25	23	27
241 - 360 days (9 - 12 months)	10	8	5	5	5	5	8	5	5	5	4	9	10
361 - 540 days (13 - 18 months)	4	5	7	7	9	9	8	7	3	2	3	3	3
> 540 days (> 18 months)	8	4	4	3	3	4	2	4	7	5	5	4	4

*Age of active pending cases is time elapsed from filing date to the end of the reporting period, minus any suspense time (in appeal, stay, mediation, arbitration) if applicable. The “median age” indicates the age of half (50%) of the pending cases (half are more, half are less) than the number of days indicated in the table.

“Civil” includes all civil actions (including RALJ), except “Matters Filed with Clerk” (Petition for Order Granting Judgment on Confession of Judgment, Tax Warrants, Abstract of Judgment, Foreign Judgment, and Transcript of Judgment), Domestic, Probate, Guardianship, Adoption, and Paternity cases.

Table 5. Age of Pending Cases (cont.)

MRJC	Apr 2022	May 2022	Jun 2022	Jul 2022	Aug 2022	Sep 2022	Oct 2022	Nov 2022	Dec 2022	Jan 2023	Feb 2023	Mar 2023	Apr 2023
Civil - MRJC													
Median Age (50 th percentile) *	170	152	149	146	142	148	152	155	161	163	166	155	147
# of Cases in Age Interval													
0 - 120 days (0 - 4 months)	830	877	912	917	940	945	927	946	914	896	905	983	1043
121 - 240 days (5 - 8 months)	371	400	415	389	426	458	481	510	489	477	496	486	461
241 - 360 days (9 - 12 months)	260	219	223	244	249	263	253	247	309	296	301	312	305
361 - 540 days (13 - 18 months)	181	178	168	149	151	150	149	149	164	174	186	167	183
541 - 720 days (19 - 24 months)	81	70	74	77	72	73	74	87	77	69	68	69	70
> 720 days (> 24 months)	285	282	280	273	274	269	272	279	282	286	285	250	235
Domestic- MRJC													
Median Age (50 th percentile) *	167	155	154	154	154	148	147	154	160	156	160	157	151
# of Cases in Age Interval													
0 - 120 days (0 - 4 months)	725	740	731	685	707	771	771	755	675	651	666	732	810
121 - 240 days (5 - 8 months)	388	378	389	387	430	428	423	426	445	459	444	456	401
241 - 360 days (9 - 12 months)	286	283	284	262	232	240	227	246	279	243	264	245	257
361 - 540 days (13 - 18 months)	130	115	129	134	117	129	125	124	121	108	120	116	122
> 540 days (> 18 months)	228	208	206	207	209	211	216	218	217	209	208	205	210
Probate - MRJC													
Median Age (50 th percentile) *	403	433	498	464	387	409	433	401	407	450	467	470	431
# of Cases in Age Interval													
0 - 120 days (0 - 4 months)	114	111	89	108	117	112	115	132	135	115	104	106	126
121 - 240 days (5 - 8 months)	37	37	38	34	39	37	34	36	40	45	58	60	54
241 - 360 days (9 - 12 months)	29	29	35	31	27	34	29	30	30	29	28	26	27
361 - 540 days (13 - 18 months)	30	26	20	24	24	23	33	35	34	36	30	25	23
> 540 days (> 18 months)	163	165	168	171	176	180	182	182	183	184	191	193	198
Guardianship - MRJC													
Median Age (50 th percentile) *	174	166	185	153	129	159	148	142	162	189	188	144	172
# of Cases in Age Interval													
0 - 120 days (0 - 4 months)	82	88	84	81	101	88	101	87	84	73	88	108	95
121 - 240 days (5 - 8 months)	36	32	27	29	28	33	30	35	35	29	31	23	21
241 - 360 days (9 - 12 months)	27	29	34	26	29	26	20	17	18	19	18	23	21
361 - 540 days (13 - 18 months)	14	15	19	16	13	14	19	19	22	16	18	20	19
> 540 days (> 18 months)	31	33	36	36	40	44	44	46	45	47	48	51	57
Adoption - MRJC													
Median Age (50 th percentile) *	821	833	857	900	897	597	521	602	1024	1051	1087	1109	753
# of Cases in Age Interval													
0 - 120 days (0 - 4 months)	13	12	14	12	17	23	26	22	13	13	6	8	14
121 - 240 days (5 - 8 months)	10	9	8	5	7	7	10	8	8	8	11	10	8
241 - 360 days (9 - 12 months)	1	3	3	9	9	8	6	4	5	5	7	6	8
361 - 540 days (13 - 18 months)	8	7	6	4	3	4	3	8	6	7	7	9	10
> 540 days (> 18 months)	46	43	44	43	44	45	45	45	46	46	46	47	47
Parentage - MRJC													
Median Age (50 th percentile) *	167	166	168	165	156	157	144	141	150	140	152	137	162
# of Cases in Age Interval													
0 - 120 days (0 - 4 months)	55	50	53	56	59	56	63	64	64	65	54	54	50
121 - 240 days (5 - 8 months)	41	49	37	34	36	31	33	32	33	37	38	38	41
241 - 360 days (9 - 12 months)	20	18	22	22	20	32	25	24	24	12	18	17	15
361 - 540 days (13 - 18 months)	18	15	15	14	12	11	17	20	17	24	22	21	18
> 540 days (> 18 months)	8	7	7	9	8	9	8	4	6	8	7	7	8

*Age of active pending cases is time elapsed from filing date to the end of the reporting period, minus any suspense time (in appeal, stay, mediation, arbitration) if applicable. The "median age" indicates the age of half (50%) of the pending cases (half are more, half are less) than the number of days indicated in the table.

"Civil" includes all civil actions (including RALJ), except "Matters Filed with Clerk" (Petition for Order Granting Judgment on Confession of Judgment, Tax Warrants, Abstract of Judgment, Foreign Judgment, and Transcript of Judgment), Domestic, Probate, Guardianship, Adoption, and Parentage cases.

Table 6. SEA/MRJC Filings, Resolutions, and Pending Caseload as a Percentage of All Cases

	Apr 2022	May 2022	Jun 2022	Jul 2022	Aug 2022	Sep 2022	Oct 2022	Nov 2022	Dec 2022	Jan 2023	Feb 2023	Mar 2023	Apr 2023
Total Filings	2547	2648	2778	2449	2951	2758	2752	2512	2286	2771	2594	3126	2710
SEA - # of Cases Filed	1605	1620	1733	1543	1822	1669	1703	1552	1442	1687	1638	1903	1604
MRJC - # of Cases Filed	942	1028	1045	906	1129	1089	1049	960	844	1084	956	1223	1106
SEA %	63%	61%	62%	63%	62%	61%	62%	62%	63%	61%	63%	61%	59%
MRJC %	37%	39%	38%	37%	38%	39%	38%	38%	37%	39%	37%	39%	41%
Total Resolutions	2492	2545	2605	2414	2674	2501	2430	2391	2342	2458	2589	2819	2645
SEA - # of Cases Resolved	1594	1578	1593	1480	1697	1508	1478	1510	1407	1470	1630	1746	1615
MRJC - # of Cases Resolved	898	967	1012	934	977	993	952	881	935	988	959	1073	1030
SEA %	64%	62%	61%	61%	63%	60%	61%	63%	60%	60%	63%	62%	61%
MRJC %	36%	38%	39%	39%	37%	40%	39%	37%	40%	40%	37%	38%	39%
Total Pending Cases	12584	12434	12710	12587	12855	13214	13328	13447	13471	13151	13432	13637	13732
SEA - # of Cases Pending	8036	7906	8140	8099	8239	8460	8567	8610	8651	8465	8659	8764	8775
MRJC - # of Cases Pending	4548	4528	4570	4488	4616	4754	4761	4837	4820	4686	4773	4873	4957
SEA %	64%	64%	64%	64%	64%	64%	64%	64%	64%	64%	64%	64%	64%
MRJC %	36%	36%	36%	36%	36%	36%	36%	36%	36%	36%	36%	36%	36%

All civil actions (including RALJ), except "Matters Filed with Clerk" (Petition for Order Granting Judgment on Confession of Judgment, Tax Warrants, Abstract of Judgment, Foreign Judgment, and Transcript of Judgment), Domestic, Probate, Guardianship, Adoption, and Parentage cases.

Appendix Glossary and Definition

Active Status

A case is active if it is not on suspense status (see Suspense Status).

Adoption and Parentage Cases (case type 5)

ADP - Adoption
CFI - Confidential Intermediary
CHN - Confidential Change of Name
DIP - Disestablishment of Parentage
MDS - Modification/Support Only
MOD - Modification
MSC - Miscellaneous
OAA - Open Adoption Agreement
PAD - De Facto Parentage
PAG - Pre Birth Establish Parentage Genetic
PAS - Establish Parentage Gestational Surrogacy
PAT - Parentage
PPR - Initial Pre Placement Report
PRC - Parentage Rescission/Challenge
PUR - Parentage (URES/UIFSA)
REL - Relinquishment
ROB - Relocation Objection
TER - Termination of Parental Rights

Case

A case is defined as a filing with an assigned case number.

Civil Cases (case type 2, no RALJ)

ALR - Administrative Law Review
ALRLI - L&I Administrative Law Review
AOD - Assurance of Discontinuance
ASB - Asbestos
ASP - Asbestos Personal Injury
ASW - Asbestos Wrongful Death
BAT - Petition to Appeal/Amend Ballot Title
CAA - Motion to Confirm/Compel Arbitration Award
CFJ - Petition for Order Granting Judgment on Confession of Judgment
CHN - Non Confidential Change of Name
COL - Collection
COM - Commercial
CON - Condemnation
CRP - Certificate of Restoration of Opportunity
CRR - Petition for Certificate of Rehabilitation
DOL - Appeal Licensing Revocation
DSF - Notice of Deposit of Surplus Funds from Trustee's Sale of Real Property
DVP - Domestic Violence
ECP - Enforcement of Canadian Protection Order
EOM - Emancipation of Minor
FOR - Foreclosure
FPO - Foreign Protection Order
FVL - Motion to Show Cause /Fruivolous Lien
HAR - Unlawful Harassment
HSI - Application for Health & Safety Inspection
INJ - Injunction
IPL - Complaint for Interpleader
LUP - Land Use Petition
MAL - Other Malpractice
MED - Medical Malpractice
MER - Meretricious Relationships
MHA - Malicious Harassment
MSC - Miscellaneous
MST - Minor Settlement
MWP - Minor Work Permit
NJF - Non Judicial Filing
OSS - Petition to Issue Out of State Subpoena
PBC - Petition for Birth Certificate Change
PBJ - Petition for Justification /Bail Bond Company
PCC - Petition for Civil Commitment
PFA - Property Fairness Act
PIN - Personal Injury
PPT - Petition for Perpetuation of Testimony
PRA - Public Records Act

PRG - Property Damage /Gangs
PRP - Property Damage
PVO - Petition for Vehicle Ownership
QTI - Quiet Title
RCV - Petition to Appoint Receiver
RDR - Relief from Duty to Register
RFR - Restoration of Firearms Rights
RRC - Remove Restricted Covenant
SCA - Small Claims Appeal
SDR - School District /Required Action Plan
SER - Subdivision Election Process Law Review
SPC - Seizure of Property From Commission of a Crime
SPR - Seizure of Property Resulting From a Crime
STK - Stalking Protection
SXP - Sexual Assault Protection
TMV - Tort /Motor Vehicle
TSS - Petition for Approval of Transfer of Structured Settlement
TTO - Tort /Other
UND - Unlawful Detainer
VAP - Vulnerable Adult Protection Order
VEP - Voter Election Process Law Review
VVT - Victims of Motor Vehicle Theft /Civil Action
WDE - Wrongful Death
WHC - Writ of Habeas Corpus
WMW - Miscellaneous Writs
WRM - Writ of Mandamus
WRR - Writ of Restitution
WRV - Writ of Review
XRP - Extreme Risk Protection Order

Completion

A case is completed if dispositive document is filed with the court following resolution.

Domestic Cases (case type 3)

CIR - Committed Intimate Relationship
CUS - Child Custody
DIC - Dissolution w/ Children
DIN - Dissolution no Children
DIS - Dissolution
DPC - Dissolution of Domestic Partnership w/ Children
DPN - Dissolution of Domestic Partnership /No Children
FJU - Out of State Support Registration /Foreign Judgment
INC - Annulment /Inv of Marriage w/ Children
IND - Annulment /Inv of Domestic Partnership w/ Children
INP - Invalidity, Domestic Partnership
INV - Annulment /Invalidity
MDS - Modification/Support Only
MOD - Modification
MSC - Miscellaneous
MWA - Mandatory Wage Assignment
OSC - Out of State Custody
PPS - Parenting Plan / Child Support
PSO - Petition for Entry of KC Support Order
RCV - Relative Child Visitation
RIC - Reciprocal, Resp in County
ROB - Relocation /Objection
ROC - Reciprocal, Resp out of County
RVC - Relative Child Visits
SDC - Legal Separation, Domestic Partnership w/ Children
SEC - Legal Separation w/ Children
SEP - Legal Separation
SPD - Legal Separation, Domestic Partnership /No Children
TSS - Structured Settlement
EFC - Extended Foster Care, Dependency
GFC - Guardianship Foster Children
RPR - Reinstatement of Parental Rights
RVS - Relative Visitation
TRU - Truancy
VYG - Vulnerable Youth Guardianship

Probate and Guardianship Cases (case type 4)

ABS - Absentee
AOS - Affidavit of Successor
ASE - Affidavit of Small Estate
DSC - Disclaimer
EST - Estate
FNW - Foreign Will
G/E - Guardianship/Estate
GDE - Guardianship of the Estate
GDN - Guardianship
GDP - Guardianship of the Person
LGD - Limited Guardianship
LGE - Limited Guardianship of the Estate
LGP - Limited Guardianship of the Person
MGD - Minor Guardianship
MSC - Miscellaneous
MST - Minor Settlement
NJB - Non Judicial Binding/TEDRA Agreement
NNC - Non Probate Notice to Creditor
POA - Petition for Relief (RCW 11.94) /Power of Attorney
RGR - Registration of Guardianship
RTR - Registration of Trust /Trust Situs
SNT - Special Needs Trust
TDR - Trust/Estate Dispute Resolution
TRS - Trust
WLL - Will Only

Resolution

A case is resolved if all issues in the complaint are fully adjudicated.

Suspended Case

A case is placed in suspense status from active status during the reporting period.

Suspense Status

A case is on suspense status if it is on warrant, appeal, stay, mediation, arbitration ("Deferred Prosecution" is not a suspense status, but is treated as a resolution).