



# King County

Department of Judicial Administration

*Barbara Miner*

*Director and Superior Court Clerk*

(206) 296-9300 (206) 296-0100 TTY/TDD

King County Superior Court

## Criminal Department Statistical Report

January 2023

Department of Judicial Administration

Prepared by: Shiquan Liao, Ph.D., Statistician

February 15, 2023

**Report #: CRM-2023-01**

*Seattle:*

516 Third Avenue Room E609  
Seattle, WA 98104-2386

*Regional Justice Center:*

401 Fourth Avenue North Room 2C  
Kent, WA 98032-4429

*Juvenile Division:*

1211 East Alder Room 3015  
Seattle, WA 98122-5598

## Criminal Statistics Summary

**NOTE 1: Washington State Supreme Court orders related to the coronavirus pandemic, beginning March 2020, affect the statistics for the foreseeable future.**

**NOTE 2: Washington State Supreme Court decision on the State v. Blake case, resulting in the dismissals of drug procession cases, had an impact on the resolution numbers in 2021.**

- **Filings**

As shown in the first chart on page 4, the monthly filings vary considerably from month to month. A total of 473 criminal cases were filed in January 2023. Of the 473 cases filed, 38% were MRJC cases. The average filing volume in 2023 is 473 cases per month, compared with 535, 562, 548, 523, 563, 515, 392, and 417 cases per month in 2015, 2016, 2017, 2018, 2019, 2020, 2021, and 2022, respectively.

- **Resolutions**

Like the monthly filings, the number of criminal cases resolved per month also varies from month to month (monthly resolution pattern is shown on page 4). The number of resolutions in January 2023 was 450 cases. Of the 450 cases resolved, 39% were MRJC cases. The average resolution volume in 2022 was 398 cases per month, compared with 549, 506, 525, 481, 494, 352, 476, and 398 cases per month in 2015, 2016, 2017, 2018, 2019, 2020, 2021, and 2022 respectively.

- **Pending Caseload**

At the end of January 2023, the active pending criminal caseload was 4,184 cases, including criminal RALJ cases. Of the 4,184 pending criminal cases, 41% were MRJC cases. The breakdown of the 4,184 pending cases by crime category was: homicide (n=210), sex crime (n=517), robbery (n=225), aggravated assault (n=816), burglary/theft (n=1,159), motor vehicle theft (n=98), controlled substances – non-drug court (n=249), drug court (n=164), other felonies (n=702), and RALJ (n=44).

- **Age of Pending Cases**

The median age (age for half of the pending cases) of pending cases is shown in Table 6. The median age of all active pending cases (excluding RALJ) at the end of January 2023 was 226 days. At the end of January 2023, 1,736 non-drug court cases and 122 drug court cases remained as active (unresolved) after 9 months since filing. Table 6 shows the number of active pending cases within pre-defined age intervals.

**Conclusion: The criminal filings in January 2023 were 473 cases. The court resolved 450 criminal cases in the same month. The pending criminal caseload (including RALJ) for both SEA and the MRJC was 4,148 cases at the end of January 2023, 41% of the total pending criminal caseload being MRJC cases.**

## Terminology

### **Age of Pending Case**

Time (days) from filing to resolution, less suspense time if applicable.

### **Age of Resolved Case**

Time (days) from filing to resolution, less suspense time if applicable.

### **End Pending**

Number of pending cases at the end of reporting period.

### **Net Change in Pending**

The change in number of pending cases (end pending minus previous pending).

### **Pending Case**

A case is defined as pending if it is unresolved and not on suspense status.

### **Previous Pending**

Number of pending cases at the beginning of reporting period.

### **Reactivated Case**

A case returns to active from suspense status during the reporting period.

### **Resolution**

A case is resolved if all issues in the complaint are fully adjudicated. However, a drug court case is reported as resolved only when dispositive document is also filed (completed).

### **Resolution Category**

Five resolution categories are used to report resolution of criminal cases: jury trial (CVJV, AQJV), non-jury trial (CVCT, AQCT), guilty plea (GP, GPAT, GPJT), dismissal (DSM), and other (all other resolution codes). For criminal RALJ cases, the resolution categories are: RALJ decision (CDTA, CDTM, CDTR), dismissal (DSRM), and others (any other resolution codes).

### **Suspended Case**

A case is placed in suspense status (removing from active) during the reporting period.

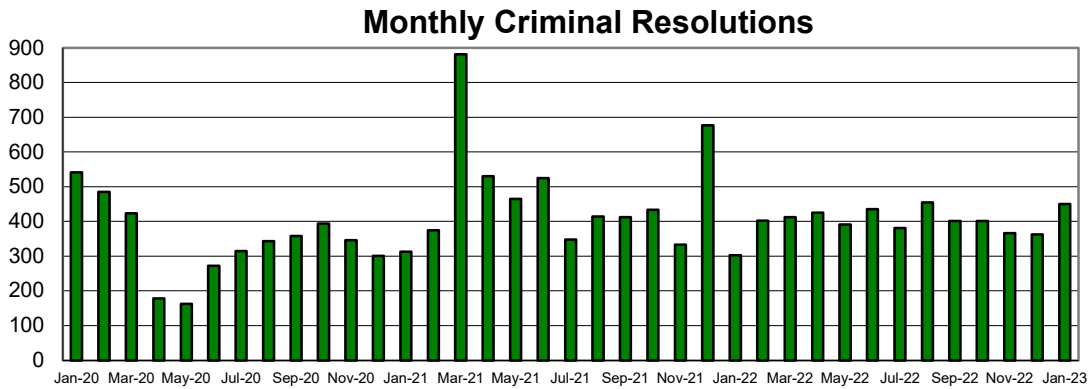
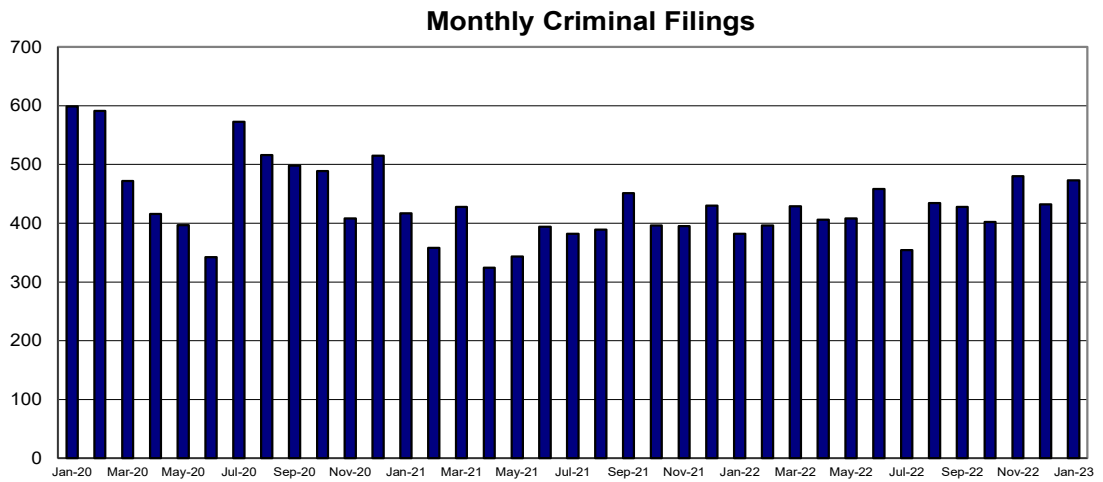
### **Suspense Status**

A case is said to be on suspense status if it is on warrant or appeal.

### **Suspense Time**

Time (days) a case is on suspense status.

Figure 1. Number of Criminal Filings, Resolutions and Pending Caseload by Month



*The increase in resolution in March and December 2021 was due to the dismissal of drug possession cases based on the decision on State v. Blake case by the State Supreme Court.*

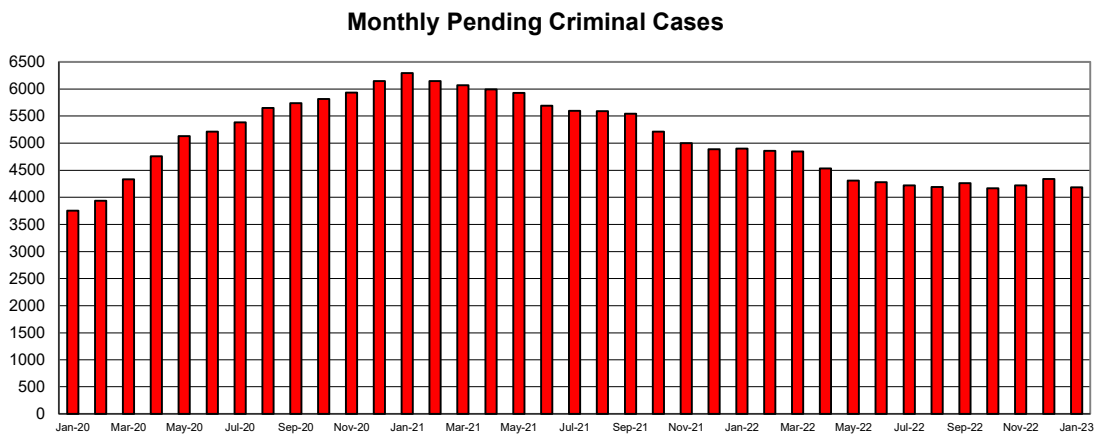


Figure 2. Crime Category as a Percentage of Total Filings by Year

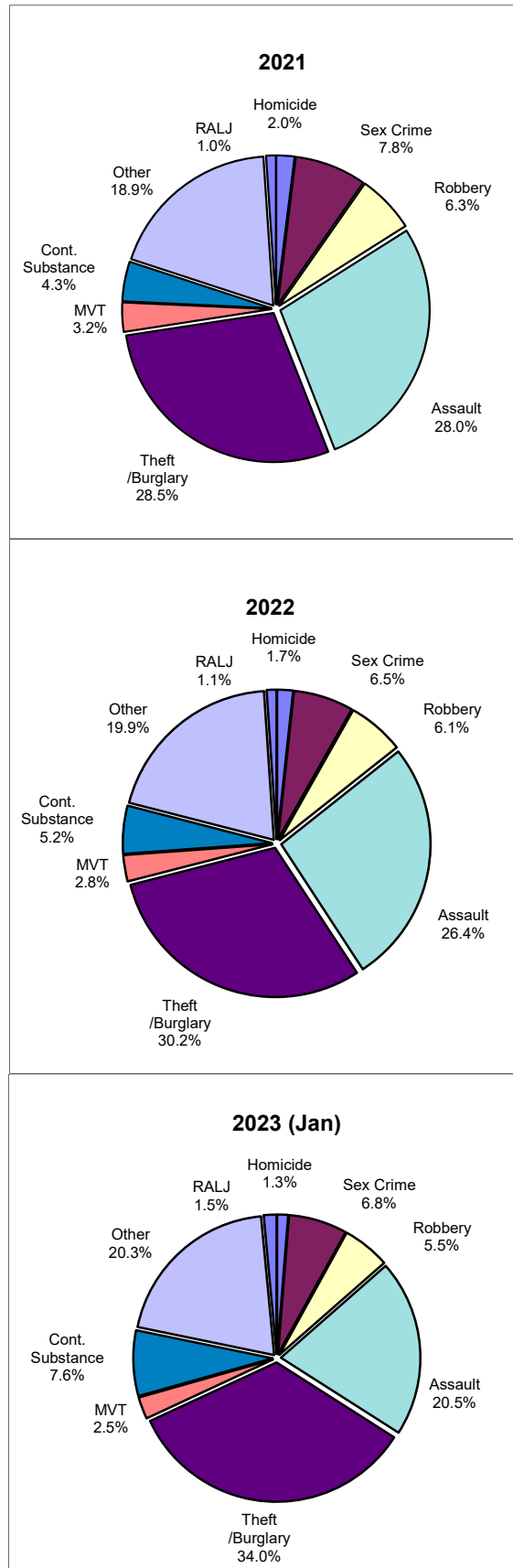


Table 1. Monthly Criminal New Filings by Crime Category  
King County Superior Court

Crime Category	Jan	Feb	Mar	Apr	May	Jun	Jul	Aug	Sep	Oct	Nov	Dec
<b>Total</b>												
2020	599	591	472	416	397	342	573	516	498	489	408	515
2021	417	358	428	324	343	394	382	389	451	396	395	430
2022	382	396	429	406	408	458	354	434	428	402	480	432
2023	473											
<b>Homicide</b>												
2020	4	3	4	7	7	14	8	9	9	9	6	8
2021	4	6	10	6	3	10	10	8	12	9	6	7
2022	7	7	3	6	7	9	4	17	4	9	6	3
2023	6											
<b>Sex Crime*</b>												
2020	35	45	36	42	45	21	38	26	59	27	28	33
2021	39	30	56	20	18	33	30	29	30	30	18	31
2022	30	28	22	34	30	16	22	22	32	26	32	28
2023	32											
<b>Robbery</b>												
2020	39	31	23	28	28	27	33	21	29	23	13	30
2021	36	25	32	14	27	25	24	12	37	19	20	24
2022	27	32	28	27	13	25	21	39	24	18	22	25
2023	26											
<b>Aggravated Assault</b>												
2020	141	148	129	137	114	111	132	162	135	142	109	139
2021	115	90	118	96	98	100	99	104	119	118	123	125
2022	115	103	137	117	104	107	102	98	113	79	129	110
2023	97											
<b>Burglary/Theft /Larceny</b>												
2020	156	141	110	89	99	91	201	153	140	137	113	145
2021	92	100	100	93	94	117	88	120	142	112	129	153
2022	98	138	129	123	130	157	86	132	118	137	127	141
2023	161											
<b>Motor Vehicle Theft</b>												
2020	14	14	13	3	10	12	11	27	11	15	11	19
2021	12	9	14	14	12	15	19	14	13	9	7	13
2022	14	17	10	11	12	10	10	9	11	15	11	11
2023	12											
<b>Controlled Substance</b>												
2020	99	110	74	18	19	16	77	25	40	44	64	49
2021	35	26	15	11	14	15	21	10	15	16	11	11
2022	12	19	19	12	31	23	21	15	21	15	31	30
2023	36											
<b>Other*</b>												
2020	101	82	76	89	75	47	70	93	70	86	63	87
2021	82	70	82	63	73	77	87	83	77	81	75	62
2022	75	47	79	75	70	108	81	100	97	89	114	80
2023	96											
<b>Criminal RALJ</b>												
2020	10	17	7	3	0	3	3	0	5	6	1	5
2021	2	2	1	7	4	2	4	9	6	2	6	4
2022	4	5	2	1	5	3	7	2	8	4	8	4
2023	7											
<b>MRJC Filing as % of Total</b>												
2020	41%	36%	38%	42%	37%	43%	45%	46%	39%	46%	46%	53%
2021	43%	43%	45%	51%	48%	42%	41%	40%	45%	49%	43%	48%
2022	42%	33%	38%	40%	40%	36%	34%	36%	39%	31%	42%	41%
2023	38%											

The highest crime category in a case's history is used to classify cases. For example, a case charged with homicide at any time in the case's history is reported as a homicide regardless of whether the charge is reduced at resolution.

(\*) Starting January 2021, "failure to register as sex offender" cases are in the "other" category instead of in the "sex crime" category. This change was made in line with the reporting categories by Washington State Administrative Office of the Courts.

Table 2. Monthly Criminal Case Resolutions by Crime Category  
King County Superior Court

Crime Category	Jan	Feb	Mar	Apr	May	Jun	Jul	Aug	Sep	Oct	Nov	Dec
<b>Total</b>												
2020	541	485	423	178	163	272	315	343	358	394	346	301
2021 *	313	375	881	530	465	525	348	414	412	434	333	677
2022	303	402	412	425	391	435	381	455	401	401	366	363
2023	450											
<b>Homicide</b>												
2020	5	2	5	2	0	1	1	1	1	3	2	1
2021	1	4	6	4	2	4	1	3	5	6	4	4
2022	5	6	6	4	11	5	5	8	2	8	7	4
2023	9											
<b>Sex Crime**</b>												
2020	37	32	17	14	10	8	27	25	28	34	22	22
2021	21	20	24	31	30	27	26	20	30	24	23	16
2022	21	20	29	34	30	30	24	20	27	15	15	21
2023	19											
<b>Robbery</b>												
2020	36	33	27	11	10	17	21	25	26	23	34	25
2021	20	26	21	30	11	21	16	14	25	18	11	6
2022	12	11	14	6	14	17	10	23	18	18	14	12
2023	9											
<b>Aggravated Assault</b>												
2020	131	138	103	48	40	72	73	108	109	115	113	85
2021	86	123	127	122	97	87	68	76	84	74	84	56
2022	45	69	95	82	69	84	78	87	74	72	97	93
2023	62											
<b>Burglary/Theft /Larceny</b>												
2020	146	102	113	26	28	66	61	64	72	82	64	57
2021	68	69	116	121	64	86	62	88	51	88	62	69
2022	56	86	87	98	84	109	89	103	89	112	93	66
2023	123											
<b>Motor Vehicle Theft</b>												
2020	15	7	12	0	4	8	2	4	11	2	6	6
2021	5	7	16	14	11	12	3	10	9	10	5	3
2022	8	11	10	4	8	5	6	8	5	10	5	9
2023	9											
<b>Controlled Substance</b>												
2020	74	61	55	12	16	26	35	41	26	34	41	33
2021	26	52	430	106	68	137	27	41	36	60	25	413
2022	15	25	22	22	21	24	23	21	12	10	22	24
2023	46											
<b>Drug Court</b>												
2020	21	30	22	20	21	12	18	7	29	23	16	10
2021	24	19	63	26	17	10	13	7	22	12	16	5
2022	12	16	6	20	7	9	11	3	7	5	5	3
2023	8											
<b>Other**</b>												
2020	66	71	66	32	21	49	63	50	48	68	41	53
2021	51	50	68	71	161	135	129	133	144	140	102	103
2022	122	155	139	149	143	147	133	175	164	148	106	127
2023	159											
<b>Criminal RALJ</b>												
2020	10	9	3	13	13	13	14	18	8	10	7	9
2021	11	5	10	5	4	6	3	22	6	2	1	2
2022	7	3	4	6	4	5	2	7	3	3	2	4
2023	6											
<b>MRJC as % of Total</b>												
2020	44%	41%	38%	33%	39%	44%	41%	41%	38%	37%	37%	36%
2021	38%	37%	37%	32%	39%	33%	34%	41%	42%	43%	40%	35%
2022	41%	44%	49%	46%	47%	46%	49%	45%	37%	38%	45%	39%
2023	39%											

(\*) "Controlled Substance" are drug related cases that have never been accepted into drug court.

"Drug Court" are cases that have been formally accepted into drug court (identified by orders).

The increase in resolution in March and December 2021 was due to the dismissal of drug possession cases based on the decision on State v. Blake case by the State Supreme Court.

(\*\*) Starting January 2021, "failure to register as sex offender" cases are in the "other" category instead of in the "sex crime" category. This change was made in line with the reporting categories by Washington State Administrative Office of the Courts.

Table 3. Number of Cases Resolved and Resolution Category  
King County Superior Court

Crime Category	Jan 2022	Feb 2022	Mar 2022	Apr 2022	May 2022	Jun 2022	Jul 2022	Aug 2022	Sep 2022	Oct 2022	Nov 2022	Dec 2022	Jan 2023
<b>Homicide</b>	5	6	6	4	11	5	5	8	2	8	7	4	9
Resolved by Jury Trial	0	0	0	1	1	1	1	1	0	2	3	1	1
Resolved by Non-Jury Trial	0	0	0	0	0	0	0	0	0	0	0	0	0
Resolved by Guilty Plea	5	6	6	3	10	3	3	6	2	5	4	3	7
Dismissal	0	0	0	0	0	1	1	1	0	0	0	0	1
Others	0	0	0	0	0	0	0	0	0	1	0	0	0
<b>Sex Crime*</b>	21	20	29	34	30	30	24	20	27	15	15	21	19
Resolved by Jury Trial	0	0	4	3	1	3	3	4	5	4	4	4	2
Resolved by Non-Jury Trial	0	0	0	0	0	0	0	0	0	0	0	0	0
Resolved by Guilty Plea	14	17	20	23	22	23	19	14	13	9	7	14	13
Dismissal	7	3	5	8	7	4	2	2	9	2	4	2	4
Others	0	0	0	0	0	0	0	0	0	0	0	1	0
<b>Robbery</b>	12	11	14	6	14	17	10	23	18	18	14	12	9
Resolved by Jury Trial	0	0	0	0	1	0	0	1	0	0	1	0	0
Resolved by Non-Jury Trial	0	0	0	0	0	0	0	0	0	1	0	0	0
Resolved by Guilty Plea	12	11	11	5	11	15	10	18	17	11	13	9	6
Dismissal	0	0	2	1	2	2	0	4	1	6	0	3	3
Others	0	0	1	0	0	0	0	0	0	0	0	0	0
<b>Aggravated Assault</b>	45	69	95	82	69	84	78	87	74	72	97	93	62
Resolved by Jury Trial	0	0	4	3	4	0	1	2	2	2	3	3	2
Resolved by Non-Jury Trial	0	0	0	0	0	1	0	0	0	0	0	0	1
Resolved by Guilty Plea	34	59	73	65	56	66	60	70	59	52	73	78	51
Dismissal	9	10	17	13	9	17	17	15	13	18	21	12	8
Others	2	0	1	1	0	0	0	0	0	0	0	0	0
<b>Burglary/Theft/Larceny</b>	56	86	87	98	84	109	89	103	89	112	93	66	123
Resolved by Jury Trial	0	0	0	0	2	3	2	1	1	0	1	0	0
Resolved by Non-Jury Trial	0	0	0	0	0	0	0	1	0	0	0	0	0
Resolved by Guilty Plea	35	61	66	77	53	77	66	77	68	84	72	46	94
Dismissal	18	25	19	20	27	29	21	24	20	27	20	19	29
Others	3	0	2	1	2	0	0	0	0	1	0	1	0
<b>Motor Vehicle Theft</b>	8	11	10	4	8	5	6	8	5	10	5	9	9
Resolved by Jury Trial	0	0	0	0	0	0	0	0	0	0	0	0	0
Resolved by Non-Jury Trial	0	0	0	0	0	0	0	0	0	0	0	0	0
Resolved by Guilty Plea	7	10	8	4	4	1	3	6	4	8	2	7	4
Dismissal	1	1	2	0	4	4	3	2	1	2	3	2	5
Others	0	0	0	0	0	0	0	0	0	0	0	0	0
<b>Controlled Substance *</b>	15	25	22	22	21	24	23	21	12	10	22	24	46
Resolved by Jury Trial	0	0	0	0	0	1	0	0	0	0	0	0	1
Resolved by Non-Jury Trial	0	0	0	0	0	9	0	0	0	0	0	0	0
Resolved by Guilty Plea	6	12	14	16	11	14	8	8	5	6	10	12	12
Dismissal	8	13	8	6	10	0	15	13	7	4	12	11	33
Others	1	0	0	0	0	9	0	0	0	0	0	1	0
<b>Drug Court</b>	12	16	6	20	7	0	11	3	7	5	5	3	8
Resolved by Non-Jury Trial	1	1	0	2	0	0	0	0	0	0	0	2	0
Resolved by Guilty Plea	0	3	0	4	0	3	0	1	1	2	4	0	0
Dismissal	11	12	6	14	7	6	11	1	6	3	1	1	8
Others	0	0	0	0	0	0	0	1	0	0	0	0	0
<b>Other*</b>	122	155	139	149	143	147	133	175	164	148	106	127	159
Resolved by Jury Trial	0	1	3	0	1	0	1	1	2	1	2	2	1
Resolved by Non-Jury Trial	0	0	0	0	0	0	0	0	0	0	0	0	0
Resolved by Guilty Plea	71	92	92	101	89	93	75	118	110	90	64	73	97
Dismissal	47	61	43	48	52	54	57	56	51	57	40	52	61
Others	4	1	1	0	1	0	0	0	1	0	0	0	0
<b>Criminal RALJ</b>	7	3	4	6	4	5	2	7	3	3	2	4	6
RALJ Decision	3	1	4	4	3	0	1	3	2	3	2	1	4
Dismissal	4	2	0	2	1	5	1	4	1	0	0	3	2
Others	0	0	0	0	0	0	0	0	0	0	0	0	0

(\*) "Controlled Substance" are drug related cases that have never been accepted into drug court.

"Drug Court" are cases that have been formally accepted into drug court (identified by orders).

(\*\*) Starting January 2021, "failure to register as sex offender" cases are in the "other" category instead of in the "sex crime" category. This change was made in line with the reporting categories by Washington State Administrative Office of the Courts.



Table 4. Age (days) of Resolved Cases  
King County Superior Court

Crime Category	Jan 2022	Feb 2022	Mar 2022	Apr 2022	May 2022	Jun 2022	Jul 2022	Aug 2022	Sep 2022	Oct 2022	Nov 2022	Dec 2022	Jan 2023
<b>All Resolutions (excl. RALJ)</b>													
Number of Resolutions	303	402	412	435	391	435	381	455	401	401	366	363	450
50% Cases Resolved by Day	268	271	292	291	235	225	233	232	241	259	246	182	191
Average Days to Resolution	555	427	424	383	359	323	356	311	317	347	332	288	318
<b>Homicide*</b>													
Number of Resolutions	5	6	6	4	11	5	5	8	2	8	7	4	9
50% Cases Resolved by Day	541	428	965	822	1028	987	798	657	1026	683	805	822	966
Average Days to Resolution	626	454	838	828	978	773	790	660	1026	738	780	733	945
<b>Sex Crime**</b>													
Number of Resolutions	21	20	29	34	30	30	24	20	27	15	15	21	19
50% Cases Resolved by Day	506	381	538	596	498	510	666	582	575	594	600	603	469
Average Days to Resolution	508	407	497	609	501	516	665	649	631	540	591	568	579
<b>Robbery</b>													
Number of Resolutions	12	11	14	6	14	17	10	23	18	18	14	12	9
50% Cases Resolved by Day	127	285	230	273	396	378	267	250	311	197	332	236	51
Average Days to Resolution	200	287	945	324	421	442	252	297	403	244	381	236	279
<b>Aggravated Assault</b>													
Number of Resolutions	44	69	95	82	69	84	78	87	74	72	97	93	62
50% Cases Resolved by Day	204	160	258	190	210	151	157	222	231	231	187	146	207
Average Days to Resolution	510	259	400	377	281	245	225	300	327	279	263	189	307
<b>Burglary/Theft/Larceny</b>													
Number of Resolutions	56	86	87	98	84	109	89	103	89	112	93	66	123
50% Cases Resolved by Day	493	226	289	335	245	217	236	241	253	309	330	202	200
Average Days to Resolution	790	315	501	370	292	303	341	343	345	444	360	367	306
<b>Motor Vehicle Theft</b>													
Number of Resolutions	8	11	10	4	8	5	6	8	5	10	5	9	9
50% Cases Resolved by Day	209	276	241	401	263	330	506	286	719	299	14	349	160
Average Days to Resolution	255	280	287	393	357	409	435	364	633	351	181	390	293
<b>Controlled Substance</b>													
Number of Resolutions	16	25	22	22	21	24	23	21	12	10	22	24	46
50% Cases Resolved by Day	407	482	426	481	233	330	589	329	116	309	215	154	42
Average Days to Resolution	867	445	447	507	936	480	863	372	193	323	372	383	391
<b>Drug Court</b>													
Number of Resolutions	12	16	6	20	7	9	11	3	7	5	5	3	8
50% Cases Resolved by Day	701	686	377	774	739	643	740	392	364	1042	549	503	445
Average Days to Resolution	830	703	480	750	619	560	832	588	512	1100	614	602	600
<b>Other**</b>													
Number of Resolutions	122	155	139	149	143	147	133	175	164	148	106	127	159
50% Cases Resolved by Day	187	217	287	202	163	203	163	162	133	183	186	144	151
Average Days to Resolution	472	555	312	271	259	276	250	230	220	255	284	233	230
<b>Criminal RALJ</b>													
Number of Resolutions	7	3	4	6	4	5	2	7	3	3	2	4	6
50% Cases Resolved by Day	267	172	371	219	226	186	203	213	371	330	226	191	306
Average Days to Resolution	281	369	357	249	225	190	203	310	290	357	226	234	397

“Controlled Substance” are drug related cases that have never been accepted into drug court.

“Drug Court” are cases that have been formally accepted into drug court (identified by orders).

(\*) Due to small number of resolutions in this category, the age statistics for homicides are expected to vary considerably.

(\*\*) Starting January 2021, “failure to register as sex offender” cases are in the “other” category instead of in the “sex crime” category. This change was made in line with the reporting categories by Washington State Administrative Office of the Courts.

Table 5. Pending Criminal Cases  
King County Superior Court

Crime Category	Jan 2022	Feb 2022	Mar 2022	Apr 2022	May 2022	Jun 2022	Jul 2022	Aug 2022	Sep 2022	Oct 2022	Nov 2022	Dec 2022	Jan 2023
<b>Total</b>													
Previous Pending	4889	4898	4858	4845	4530	4308	4279	4219	4191	4258	4168	4220	4340
New Filing	382	396	429	406	408	458	354	434	428	402	480	432	473
Resolved	303	402	412	425	391	435	381	455	401	401	366	363	450
<b>End Pending</b>	<b>4898</b>	<b>4858</b>	<b>4845</b>	<b>4530</b>	<b>4308</b>	<b>4279</b>	<b>4219</b>	<b>4191</b>	<b>4258</b>	<b>4168</b>	<b>4220</b>	<b>4340</b>	<b>4140</b>
<b>Homicide</b>													
Previous Pending	224	220	220	215	214	206	209	207	211	217	217	215	214
New Filing	7	7	3	6	7	9	4	17	4	9	6	3	6
Resolved	5	6	6	4	11	5	5	8	2	8	7	4	9
<b>End Pending</b>	<b>220</b>	<b>220</b>	<b>215</b>	<b>214</b>	<b>206</b>	<b>209</b>	<b>207</b>	<b>211</b>	<b>217</b>	<b>217</b>	<b>215</b>	<b>214</b>	<b>210</b>
<b>Sex Crime*</b>													
Previous Pending	551	560	557	552	526	510	498	488	488	490	491	503	509
New Filing	30	28	22	34	30	16	22	22	32	26	32	28	32
Resolved	21	20	29	34	30	30	24	20	27	15	15	21	19
<b>End Pending</b>	<b>560</b>	<b>557</b>	<b>552</b>	<b>526</b>	<b>510</b>	<b>498</b>	<b>488</b>	<b>488</b>	<b>490</b>	<b>491</b>	<b>503</b>	<b>509</b>	<b>517</b>
<b>Robbery</b>													
Previous Pending	245	245	246	248	265	250	246	240	228	237	222	220	219
New Filing	27	32	28	27	19	25	21	39	24	18	22	25	26
Resolved	12	11	14	6	14	17	10	23	18	18	14	12	9
<b>End Pending</b>	<b>240</b>	<b>246</b>	<b>248</b>	<b>265</b>	<b>250</b>	<b>246</b>	<b>240</b>	<b>228</b>	<b>237</b>	<b>222</b>	<b>220</b>	<b>219</b>	<b>225</b>
<b>Aggravated Assault</b>													
Previous Pending	981	1010	993	983	943	912	903	908	874	892	861	852	848
New Filing	115	103	137	117	104	107	102	98	113	79	129	110	97
Resolved	45	69	95	82	69	84	78	87	74	72	97	93	62
<b>End Pending</b>	<b>1010</b>	<b>993</b>	<b>983</b>	<b>943</b>	<b>912</b>	<b>903</b>	<b>908</b>	<b>874</b>	<b>892</b>	<b>861</b>	<b>852</b>	<b>848</b>	<b>816</b>
<b>Burglary/Theft/Larceny</b>													
Previous Pending	1486	1485	1487	1509	1376	1275	1271	1210	1216	1223	1172	1185	1253
New Filing	98	138	129	123	130	157	86	132	118	137	127	141	161
Resolved	56	86	87	98	84	109	89	103	89	112	93	66	123
<b>End Pending</b>	<b>1485</b>	<b>1487</b>	<b>1509</b>	<b>1376</b>	<b>1275</b>	<b>1271</b>	<b>1210</b>	<b>1216</b>	<b>1223</b>	<b>1172</b>	<b>1185</b>	<b>1253</b>	<b>1159</b>
<b>Motor Vehicle Theft</b>													
Previous Pending	137	150	153	153	138	116	112	105	110	111	106	109	100
New Filing	14	17	10	11	12	10	10	9	11	15	11	11	12
Resolved	8	11	10	4	8	5	6	8	5	10	5	9	9
<b>End Pending</b>	<b>150</b>	<b>153</b>	<b>153</b>	<b>138</b>	<b>116</b>	<b>112</b>	<b>105</b>	<b>110</b>	<b>111</b>	<b>106</b>	<b>109</b>	<b>100</b>	<b>98</b>
<b>Controlled Substance</b>													
Previous Pending	316	311	292	286	229	220	208	207	217	222	224	240	246
Resolved	15	25	22	22	21	24	23	21	12	25	22	24	46
<b>End Pending</b>	<b>311</b>	<b>292</b>	<b>286</b>	<b>229</b>	<b>220</b>	<b>208</b>	<b>207</b>	<b>217</b>	<b>222</b>	<b>224</b>	<b>240</b>	<b>246</b>	<b>249</b>
<b>Drug Court</b>													
Previous Pending	150	141	142	132	141	154	160	151	162	163	166	160	176
New Enrollment	7	12	12	16	27	7	18	3	12	10	9	20	16
Resolved	12	16	6	20	7	9	11	3	7	5	5	3	8
<b>End Pending</b>	<b>141</b>	<b>142</b>	<b>152</b>	<b>141</b>	<b>154</b>	<b>160</b>	<b>151</b>	<b>162</b>	<b>163</b>	<b>166</b>	<b>160</b>	<b>176</b>	<b>164</b>
<b>Other</b>													
Previous Pending	759	744	730	710	666	633	641	669	655	667	672	694	729
New Filing	75	47	79	75	70	108	81	100	97	89	114	80	96
Resolved	122	155	139	149	143	147	133	175	164	164	106	127	159
<b>End Pending</b>	<b>744</b>	<b>730</b>	<b>710</b>	<b>666</b>	<b>633</b>	<b>641</b>	<b>669</b>	<b>655</b>	<b>667</b>	<b>672</b>	<b>694</b>	<b>729</b>	<b>702</b>
<b>Criminal RALJ</b>													
Previous Pending	40	37	38	37	32	32	31	34	30	36	37	42	42
New Filing	4	5	2	1	5	3	7	2	8	4	8	4	7
Resolved	7	3	4	6	4	5	2	7	3	3	2	4	6
<b>End Pending</b>	<b>37</b>	<b>38</b>	<b>37</b>	<b>32</b>	<b>32</b>	<b>31</b>	<b>34</b>	<b>30</b>	<b>36</b>	<b>37</b>	<b>42</b>	<b>42</b>	<b>44</b>
<b>Total Pending Caseload</b>													
SEA (%)	57%	57%	57%	57%	57%	54%	58%	60%	59%	59%	60%	59%	59%
MRJC (%)	43%	43%	43%	43%	43%	46%	42%	40%	41%	41%	40%	41%	41%

(\*) Starting January 2021, "failure to register as sex offender" cases are in the "other" category instead of in the "sex crime" category. This change was made in line with the reporting categories by Washington State Administrative Office of the Courts.

Table 6. Age (days) of Pending Cases  
King County Superior Court

Crime Category	Jan 2022	Feb 2022	Mar 2022	Apr 2022	May 2022	Jun 2022	Jul 2022	Aug 2022	Sep 2022	Oct 2022	Nov 2022	Dec 2022	Jan 2023
<b>All Pending (excl. RALJ)</b>													
Number of Pending Cases	4898	4858	4845	4530	4308	4279	4219	4191	4258	4168	4220	4340	4184
Median Days (50%tile)	277	270	255	241	239	234	236	239	229	232	224	220	226
Average Days	341	344	344	331	333	330	328	332	326	330	328	326	331
<b>Homicide</b>													
Number of Pending Cases	220	220	215	214	206	209	207	211	217	217	215	214	210
Median Days (50%tile)	457	455	473	484	469	491	495	457	464	470	483	509	538
Average Days	509	520	530	544	535	543	538	531	534	540	541	560	578
<b>Sex Crime*</b>													
Number of Pending Cases	560	557	552	526	510	498	488	488	490	491	503	509	517
Median Days (50%tile)	357	368	382	386	381	375	373	349	336	356	364	360	358
Average Days	397	408	416	410	412	416	420	417	408	419	425	428	425
<b>Robbery</b>													
Number of Pending Cases	240	246	248	265	250	246	240	228	237	222	220	219	225
Median Days (50%tile)	193	191	191	204	200	194	200	204	204	223	222	209	191
Average Days	272	275	272	276	280	269	282	287	271	284	285	291	287
<b>Aggravated Assault</b>													
Number of Pending Cases	1010	993	983	943	912	903	908	874	892	861	852	848	816
Median Days (50%tile)	180	181	172	165	170	178	185	190	179	187	180	186	188
Average Days	262	261	256	249	250	254	258	264	254	263	259	261	269
<b>Burglary/Theft/Larceny</b>													
Number of Pending Cases	1485	1487	1509	1376	1275	1271	1210	1216	1223	1172	1185	1253	1159
Median Days (50%tile)	280	274	249	233	233	219	229	219	218	214	197	201	208
Average Days	333	338	331	315	320	312	315	313	311	311	303	297	305
<b>Motor Vehicle Theft</b>													
Number of Pending Cases	150	153	153	138	116	112	105	110	111	106	109	104	98
Median Days (50%tile)	341	304	294	274	196	208	189	208	205	221	217	234	247
Average Days	357	358	358	346	318	324	313	325	321	309	315	320	331
<b>Controlled Substance</b>													
Number of Pending Cases	311	292	286	229	220	208	207	217	222	224	240	246	249
Median Days (50%tile)	434	418	411	366	338	260	186	195	193	175	176	176	189
Median Days (50%tile)	457	453	447	438	428	389	371	368	359	350	375	331	329
<b>Drug Court</b>													
Number of Pending Cases	141	142	152	141	154	160	151	162	163	166	160	176	164
Median Days (50%tile)	615	598	603	538	551	569	586	573	609	632	655	592	524
Average Days	640	636	641	632	624	637	634	632	665	669	667	661	636
<b>Other*</b>													
Number of Pending Cases	744	730	710	666	633	641	669	655	667	672	694	729	702
Median Days (50%tile)	237	221	212	200	203	197	182	188	171	167	160	157	163
Average Days	298	297	303	278	275	268	262	266	258	256	251	251	262
<b>Criminal RALJ</b>													
Number of Pending Cases	37	38	37	32	32	31	34	30	36	37	42	42	44
Median Days (50%tile)	146	137	148	161	137	156	157	122	107	113	126	109	123
Average Days	194	172	182	197	195	211	179	194	169	168	174	165	139

“Controlled Substance” are drug related cases that have never been accepted into drug court.

“Drug Court” are cases that have been formally accepted into drug court (identified by orders).

(\*) Starting January 2021, “failure to register as sex offender” cases are in the “other” category instead of in the “sex crime” category. This change was made in line with the reporting categories by Washington State Administrative Office of the Courts.

Table 7. Age Intervals of Pending Criminal Cases  
King County Superior Court

Crime Category	Jan 2022	Feb 2022	Mar 2022	Apr 2022	May 2022	Jun 2022	Jul 2022	Aug 2022	Sep 2022	Oct 2022	Nov 2022	Dec 2022	Jan 2023
<b>Total # Cases</b>	<b>4898</b>	<b>4858</b>	<b>4845</b>	<b>4530</b>	<b>4308</b>	<b>4279</b>	<b>4219</b>	<b>4191</b>	<b>4258</b>	<b>4168</b>	<b>4220</b>	<b>4340</b>	<b>4184</b>
0 - 120 days (0 - 4 months)	1384	1361	1413	1379	1305	1313	1286	1293	1401	1332	1408	1465	1320
121-180 days (5 - 6 months)	493	508	502	476	446	474	489	419	410	450	457	451	500
181-270 days (7 - 9 months)	534	563	591	588	576	568	541	555	563	534	500	526	506
> 270 days (> 9 months)	2487	2426	2339	2087	1981	1924	1903	1924	1884	1852	1855	1898	1858
<b>Homicide # Cases</b>	<b>220</b>	<b>220</b>	<b>215</b>	<b>214</b>	<b>206</b>	<b>209</b>	<b>207</b>	<b>211</b>	<b>217</b>	<b>217</b>	<b>215</b>	<b>214</b>	<b>210</b>
0 - 120 days (0 - 4 months)	32	29	25	22	22	20	22	30	35	36	37	27	21
121-180 days (5 - 6 months)	18	17	18	15	10	12	12	8	8	9	11	18	22
181-270 days (7 - 9 months)	19	26	25	28	26	25	19	18	17	17	12	13	13
> 270 days (> 9 months)	151	148	147	149	148	152	154	155	157	155	155	156	154
<b>Sex Crime* # Cases</b>	<b>560</b>	<b>557</b>	<b>552</b>	<b>526</b>	<b>510</b>	<b>498</b>	<b>488</b>	<b>488</b>	<b>490</b>	<b>491</b>	<b>503</b>	<b>509</b>	<b>517</b>
0 - 120 days (0 - 4 months)	111	106	103	104	99	95	90	86	93	89	97	99	99
121-180 days (5 - 6 months)	43	44	49	47	40	44	41	42	47	41	35	38	46
181-270 days (7 - 9 months)	45	51	49	55	64	61	63	61	60	62	60	63	59
> 270 days (> 9 months)	361	356	351	320	307	298	294	299	290	299	311	309	313
<b>Robbery # Cases</b>	<b>240</b>	<b>246</b>	<b>248</b>	<b>265</b>	<b>250</b>	<b>246</b>	<b>240</b>	<b>228</b>	<b>237</b>	<b>222</b>	<b>220</b>	<b>219</b>	<b>225</b>
0 - 120 days (0 - 4 months)	84	86	93	97	91	86	69	66	85	76	83	78	76
121-180 days (5 - 6 months)	29	34	26	25	27	32	42	31	20	20	18	22	32
181-270 days (7 - 9 months)	33	27	34	41	37	38	34	38	45	41	30	24	18
> 270 days (> 9 months)	94	99	95	102	95	90	95	93	87	85	89	95	99
<b>Aggravated Assault # Cases</b>	<b>1010</b>	<b>993</b>	<b>983</b>	<b>943</b>	<b>912</b>	<b>903</b>	<b>908</b>	<b>874</b>	<b>892</b>	<b>861</b>	<b>852</b>	<b>848</b>	<b>816</b>
0 - 120 days (0 - 4 months)	388	380	382	373	339	332	338	312	338	309	319	324	288
121-180 days (5 - 6 months)	119	115	129	131	133	124	107	101	111	109	108	95	112
181-270 days (7 - 9 months)	133	136	129	125	130	142	152	144	131	125	109	118	105
> 270 days (> 9 months)	370	362	343	314	310	305	311	317	312	318	316	311	311
<b>Burglary/Theft/Larceny # Cases</b>	<b>1485</b>	<b>1487</b>	<b>1509</b>	<b>1376</b>	<b>1275</b>	<b>1271</b>	<b>1210</b>	<b>1216</b>	<b>1223</b>	<b>1172</b>	<b>1185</b>	<b>1253</b>	<b>1159</b>
0 - 120 days (0 - 4 months)	426	415	458	435	406	413	375	398	420	389	424	457	395
121-180 days (5 - 6 months)	152	160	142	140	133	142	158	127	116	143	132	132	139
181-270 days (7 - 9 months)	147	163	193	186	165	165	142	156	161	153	150	158	150
> 270 days (> 9 months)	760	749	716	615	571	551	535	535	526	487	479	506	475
<b>Motor vehicle Theft # Cases</b>	<b>150</b>	<b>153</b>	<b>153</b>	<b>138</b>	<b>116</b>	<b>112</b>	<b>105</b>	<b>110</b>	<b>111</b>	<b>106</b>	<b>109</b>	<b>104</b>	<b>98</b>
0 - 120 days (0 - 4 months)	42	40	42	40	40	40	35	38	36	38	34	33	31
121-180 days (5 - 6 months)	10	14	15	13	14	10	14	15	10	9	15	13	8
181-270 days (7 - 9 months)	14	19	16	16	12	13	16	17	24	15	16	13	15
> 270 days (> 9 months)	84	80	80	69	50	49	40	40	41	44	44	45	44
<b>Controlled Substance # Cases</b>	<b>311</b>	<b>292</b>	<b>286</b>	<b>229</b>	<b>220</b>	<b>208</b>	<b>207</b>	<b>217</b>	<b>222</b>	<b>224</b>	<b>240</b>	<b>246</b>	<b>249</b>
0 - 120 days (0 - 4 months)	48	51	65	63	67	74	77	81	84	87	89	99	98
121-180 days (5 - 6 months)	18	24	18	7	10	20	24	22	21	27	33	26	26
181-270 days (7 - 9 months)	36	26	23	21	16	13	10	20	28	28	31	33	34
> 270 days (> 9 months)	209	191	180	138	127	101	96	94	89	82	87	88	91
<b>Drug Court # Cases</b>	<b>141</b>	<b>142</b>	<b>152</b>	<b>141</b>	<b>154</b>	<b>160</b>	<b>151</b>	<b>162</b>	<b>163</b>	<b>166</b>	<b>160</b>	<b>176</b>	<b>164</b>
0 - 120 days (0 - 4 months)	8	9	8	9	8	11	13	16	14	9	14	15	18
121-180 days (5 - 6 months)	9	9	8	7	7	7	6	4	6	12	8	5	3
181-270 days (7 - 9 months)	9	9	12	12	17	12	10	12	10	6	10	16	21
> 270 days (> 9 months)	115	115	124	113	122	130	122	130	133	139	128	140	122
<b>Other* # Cases</b>	<b>744</b>	<b>730</b>	<b>710</b>	<b>666</b>	<b>633</b>	<b>641</b>	<b>669</b>	<b>655</b>	<b>667</b>	<b>672</b>	<b>694</b>	<b>729</b>	<b>702</b>
0 - 120 days (0 - 4 months)	231	227	223	224	220	232	251	251	277	278	292	311	272
121-180 days (5 - 6 months)	83	85	89	83	66	75	82	67	66	74	89	93	103
181-270 days (7 - 9 months)	93	96	100	98	104	95	89	84	83	83	75	84	83
> 270 days (> 9 months)	337	322	298	261	243	239	247	253	241	237	238	241	244
<b>Criminal RALJ # Cases</b>	<b>37</b>	<b>38</b>	<b>37</b>	<b>32</b>	<b>32</b>	<b>31</b>	<b>34</b>	<b>30</b>	<b>36</b>	<b>37</b>	<b>42</b>	<b>42</b>	<b>44</b>
0 - 120 days (0 - 4 months)	14	18	14	12	13	10	16	15	19	21	19	22	22
121-180 days (5 - 6 months)	12	6	8	8	6	8	3	2	5	6	8	9	9
181-270 days (7 - 9 months)	5	10	10	6	5	4	6	5	4	4	7	4	8
> 270 days (> 9 months)	6	4	5	6	8	9	9	8	8	6	8	7	5

“Controlled Substance” are drug related cases that have never been accepted into drug court.

“Drug Court” are cases that have been formally accepted into drug court (identified by orders).

(\* Starting January 2021, “failure to register as sex offender” cases are in the “other” category instead of in the “sex crime” category. This change was made in line with the reporting categories by Washington State Administrative Office of the Courts.

Table 8. Comparison between SEA/KNT: Filings, Resolutions, and Pending Caseload

King County Superior Court

	Jan 2022	Feb 2022	Mar 2022	Apr 2022	May 2022	Jun 2022	Jul 2022	Aug 2022	Sep 2022	Oct 2022	Nov 2022	Dec 2022	Jan 2023
<b>Total Filings</b>	<b>382</b>	<b>396</b>	<b>429</b>	<b>406</b>	<b>408</b>	<b>458</b>	<b>354</b>	<b>434</b>	<b>428</b>	<b>402</b>	<b>480</b>	<b>432</b>	<b>473</b>
SEA - # of Cases Filed	221	264	266	244	244	292	233	277	263	278	277	253	294
MRJC - # of Cases Filed	161	132	163	162	164	166	121	157	165	124	203	179	179
SEA %	58%	67%	62%	60%	60%	64%	66%	64%	61%	69%	58%	59%	62%
MRJC %	42%	33%	38%	40%	40%	36%	34%	36%	39%	31%	42%	41%	38%
<b>Total Resolutions</b>	<b>303</b>	<b>402</b>	<b>412</b>	<b>425</b>	<b>391</b>	<b>435</b>	<b>381</b>	<b>455</b>	<b>401</b>	<b>401</b>	<b>366</b>	<b>363</b>	<b>450</b>
SEA - # of Cases Resolved	178	224	210	228	208	234	193	252	254	247	200	220	275
MRJC - # of Cases Resolved	125	178	202	197	183	201	188	203	147	154	166	143	175
SEA %	59%	56%	51%	54%	53%	54%	51%	55%	63%	62%	55%	61%	61%
MRJC %	41%	44%	49%	46%	47%	46%	49%	45%	37%	38%	45%	39%	39%
<b>Total Pending</b>	<b>4898</b>	<b>4858</b>	<b>4845</b>	<b>4530</b>	<b>4308</b>	<b>4279</b>	<b>4219</b>	<b>4191</b>	<b>4258</b>	<b>4168</b>	<b>4220</b>	<b>4340</b>	<b>4184</b>
SEA - # of Cases Pending	2784	2765	2773	2584	2443	2446	2458	2502	2492	2484	2542	2563	2476
MRJC - # of Cases Pending	2114	2093	2072	1946	1865	1833	1761	1689	1766	1684	1678	1777	1708
SEA %	57%	57%	57%	57%	57%	57%	58%	60%	59%	60%	60%	59%	59%
MRJC %	43%	43%	43%	43%	43%	43%	42%	40%	41%	40%	40%	41%	41%

Table 9. Drug Court Statistics

King County Superior Court

Categories	Jan 2022	Feb 2022	Mar 2022	Apr 2022	May 2022	Jun 2022	Jul 2022	Aug 2022	Sep 2022	Oct 2022	Nov 2022	Dec 2022	Jan 2023
Referrals	10	26	25	43	25	10	17	21	31	30	27	41	30
<i>Directly from PA</i>	3	7	7	8	3	8	2	2	4	2	3	2	0
<i>From Mainstream</i>	7	19	18	35	22	2	15	19	27	28	24	39	30
<b>Opt-in <sup>(1)</sup></b>	<b>6</b>	<b>12</b>	<b>12</b>	<b>16</b>	<b>27</b>	<b>7</b>	<b>18</b>	<b>3</b>	<b>12</b>	<b>10</b>	<b>9</b>	<b>20</b>	<b>16</b>
<b>Resolutions</b>	<b>12</b>	<b>16</b>	<b>6</b>	<b>18</b>	<b>7</b>	<b>9</b>	<b>11</b>	<b>3</b>	<b>7</b>	<b>5</b>	<b>5</b>	<b>3</b>	<b>8</b>
Graduations <sup>(2)</sup>	11	12	6	14	7	6	11	2	6	3	1	1	8
Terminations <sup>(3)</sup>	1	4	0	4	0	3	0	1	1	2	4	2	0
<b>Drug Court Pending</b>	<b>141</b>	<b>142</b>	<b>152</b>	<b>141</b>	<b>154</b>	<b>160</b>	<b>151</b>	<b>162</b>	<b>163</b>	<b>166</b>	<b>160</b>	<b>176</b>	<b>164</b>
<i>SEA Drug Court</i>	100	106	110	96	105	112	101	109	114	119	110	119	117
<i>KNT Drug Court</i>	41	36	42	45	49	48	50	53	49	47	50	57	47

- (1) Opt-in reflects the court order of participation.
- (2) Graduations are dismissals of opted-in cases after the completion of program.
- (3) Terminations are cases that fail in drug court.