



# King County

Department of Judicial Administration

*Barbara Miner*

*Director and Superior Court Clerk*

(206) 296-9300 (206) 296-0100 TTY/TDD

King County Superior Court

## Criminal Department Statistical Report

March 2023

Department of Judicial Administration

Prepared by: Shiquan Liao, Ph.D., Statistician

April 15, 2023

**Report #: CRM-2023-03**

*Seattle:*

516 Third Avenue Room E609  
Seattle, WA 98104-2386

*Regional Justice Center:*

401 Fourth Avenue North Room 2C  
Kent, WA 98032-4429

*Juvenile Division:*

1211 East Alder Room 3015  
Seattle, WA 98122-5598

## Criminal Statistics Summary

**NOTE: Washington State Supreme Court orders related to the coronavirus pandemic, beginning March 2020, affect the statistics for the foreseeable future.**

- **Filings**

As shown in the first chart on page 4, the monthly filings vary considerably from month to month. A total of 477 criminal cases were filed in March 2023. Of the 477 cases filed in the month, 29% were MRJC cases. The average filing volume in 2023 was 456 cases per month, compared with 523, 563, 515, 392, and 417 cases per month in 2018, 2019, 2020, 2021, and 2022, respectively.

- **Resolutions**

Like the monthly filings, the number of criminal cases resolved per month also varies from month to month (monthly resolution pattern is shown on page 4). The number of resolutions in March 2023 was 460 cases. Of the 460 cases resolved, 44% were MRJC cases. The average resolution volume in 2023 was 428 cases per month, compared with 481, 494, 352, 476, and 398 cases per month in 2018, 2019, 2020, 2021, and 2022 respectively.

- **Pending Caseload**

At the end of March 2023, the active pending criminal caseload was 4,681 cases, including criminal RALJ cases. Of the 4,681 pending criminal cases, 38% were MRJC cases. The breakdown of the 4,681 pending cases by crime category was: homicide (n=215), sex crime (n=520), robbery (n=234), aggravated assault (n=803), burglary/theft (n=1,300), motor vehicle theft (n=96), controlled substances – non-drug court (n=554), drug court (n=182), other felonies (n=731), and RALJ (n=46).

The pending criminal caseload showed an increase in the last two months. This is a result of more cases coming off warrant status.

- **Age of Pending Cases**

The median age (age for half of the pending cases) of pending cases is shown in Table 6. The median age of all active pending cases (excluding RALJ) at the end of March 2023 was 197 days. At the end of March 2023, 1,713 non-drug court cases and 142 drug court cases remained as active (unresolved) after 9 months since filing. Table 6 shows the number of active pending cases within pre-defined age intervals.

**Conclusion: The year-to-date average criminal filings in 2023 were 456 cases per month. The court resolved 428 criminal cases on average per month in the same period. The pending criminal caseload (including RALJ) for both SEA and the MRJC was 4,681 cases at the end of March 2023, 38% of the total pending criminal caseload being MRJC cases.**

## Terminology

### **Age of Pending Case**

Time (days) from filing to resolution, less suspense time if applicable.

### **Age of Resolved Case**

Time (days) from filing to resolution, less suspense time if applicable.

### **End Pending**

Number of pending cases at the end of reporting period.

### **Net Change in Pending**

The change in number of pending cases (end pending minus previous pending).

### **Pending Case**

A case is defined as pending if it is unresolved and not on suspense status.

### **Previous Pending**

Number of pending cases at the beginning of reporting period.

### **Reactivated Case**

A case returns to active from suspense status during the reporting period.

### **Resolution**

A case is resolved if all issues in the complaint are fully adjudicated. However, a drug court case is reported as resolved only when dispositive document is also filed (completed).

### **Resolution Category**

Five resolution categories are used to report resolution of criminal cases: jury trial (CVJV, AQJV), non-jury trial (CVCT, AQCT), guilty plea (GP, GPAT, GPJT), dismissal (DSM), and other (all other resolution codes). For criminal RALJ cases, the resolution categories are: RALJ decision (CDTA, CDTM, CDTR), dismissal (DSRM), and others (any other resolution codes).

### **Suspended Case**

A case is placed in suspense status (removing from active) during the reporting period.

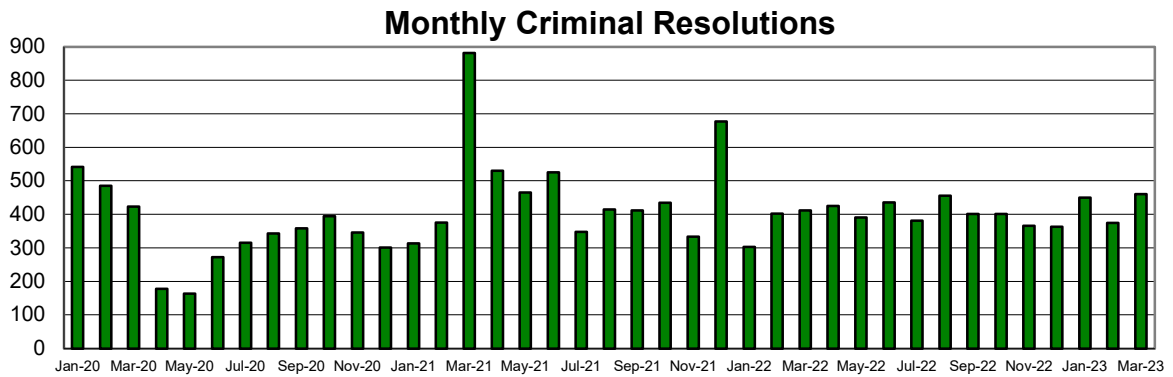
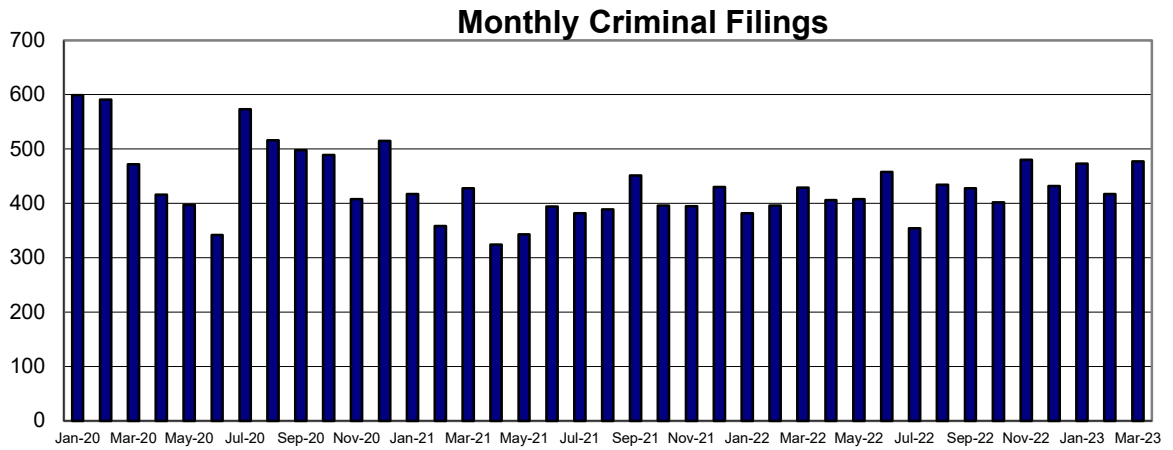
### **Suspense Status**

A case is said to be on suspense status if it is on warrant or appeal.

### **Suspense Time**

Time (days) a case is on suspense status.

Figure 1. Number of Criminal Filings, Resolutions and Pending Caseload by Month



*The increase in resolutions in March and December 2021 was due to the dismissal of drug possession cases based on the decision on State v. Blake case by the State Supreme Court.*



Figure 2. Crime Category as a Percentage of Total Filings by Year

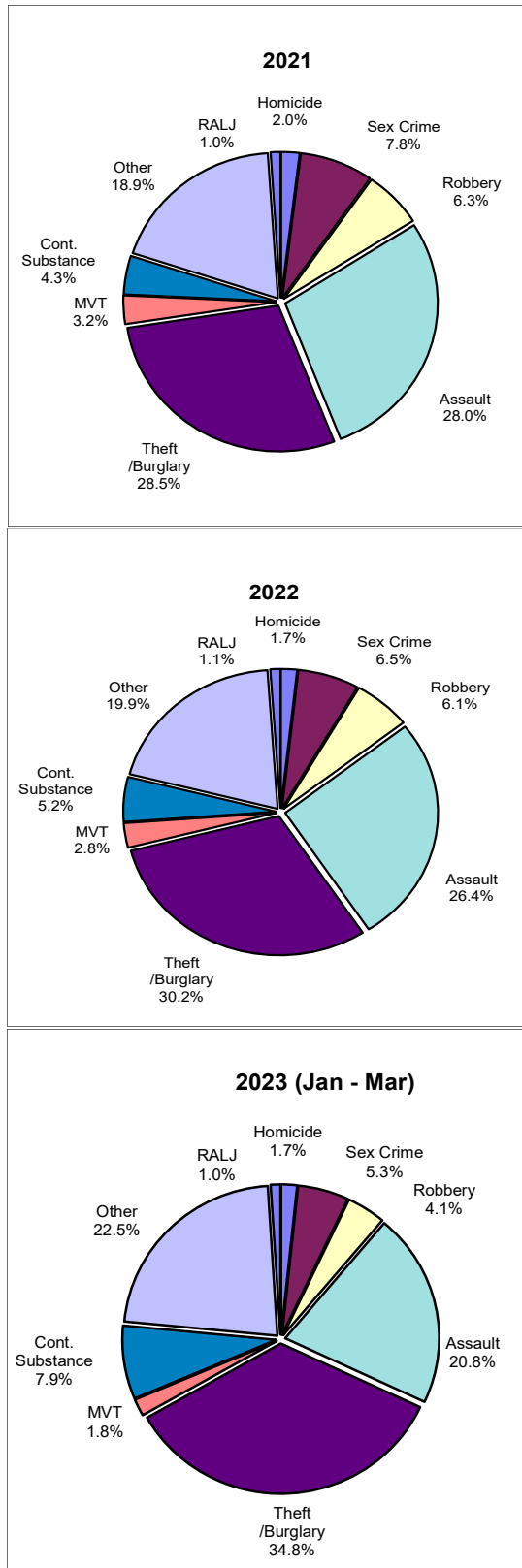


Table 1. Monthly Criminal New Filings by Crime Category  
King County Superior Court

Crime Category	Jan	Feb	Mar	Apr	May	Jun	Jul	Aug	Sep	Oct	Nov	Dec
<b>Total</b>												
2020	599	591	472	416	397	342	573	516	498	489	408	515
2021	417	358	428	324	343	394	382	389	451	396	395	430
2022	382	396	429	406	408	458	354	434	428	402	480	432
2023	473	417	477									
<b>Homicide</b>												
2020	4	3	4	7	7	14	8	9	9	9	6	8
2021	4	6	10	6	3	10	10	8	12	9	6	7
2022	7	7	3	6	7	9	4	17	4	9	6	3
2023	6	10	7									
<b>Sex Crime*</b>												
2020	35	45	36	42	45	21	38	26	59	27	28	33
2021	39	30	56	20	18	33	30	29	30	30	18	31
2022	30	28	22	34	30	16	22	22	32	26	32	28
2023	32	13	28									
<b>Robbery</b>												
2020	39	31	23	28	28	27	33	21	29	23	13	30
2021	36	25	32	14	27	25	24	12	37	19	20	24
2022	27	32	28	27	13	25	21	39	24	18	22	25
2023	26	15	15									
<b>Aggravated Assault</b>												
2020	141	148	129	137	114	111	132	162	135	142	109	139
2021	115	90	118	96	98	100	99	104	119	118	123	125
2022	115	103	137	117	104	107	102	98	113	79	129	110
2023	97	78	110									
<b>Burglary/Theft /Larceny</b>												
2020	156	141	110	89	99	91	201	153	140	137	113	145
2021	92	100	100	93	94	117	88	120	142	112	129	153
2022	98	138	129	123	130	157	86	132	118	137	127	141
2023	161	153	162									
<b>Motor Vehicle Theft</b>												
2020	14	14	13	3	10	12	11	27	11	15	11	19
2021	12	9	14	14	12	15	19	14	13	9	7	13
2022	14	17	10	11	12	10	10	9	11	15	11	11
2023	12	9	4									
<b>Controlled Substance</b>												
2020	99	110	74	18	19	16	77	25	40	44	64	49
2021	35	26	15	11	14	15	21	10	15	16	11	11
2022	12	19	19	12	31	23	21	15	21	15	31	30
2023	36	37	35									
<b>Other*</b>												
2020	101	82	76	89	75	47	70	93	70	86	63	87
2021	82	70	82	63	73	77	87	83	77	81	75	62
2022	75	47	79	75	70	108	81	100	97	89	114	80
2023	96	98	113									
<b>Criminal RALJ</b>												
2020	10	17	7	3	0	3	3	0	5	6	1	5
2021	2	2	1	7	4	2	4	9	6	2	6	4
2022	4	5	2	1	5	3	7	2	8	4	8	4
2023	7	4	3									
<b>MRJC Filing as % of Total</b>												
2020	41%	36%	38%	42%	37%	43%	45%	46%	39%	46%	46%	53%
2021	43%	43%	45%	51%	48%	42%	41%	40%	45%	49%	43%	48%
2022	42%	33%	38%	40%	40%	36%	34%	36%	39%	31%	42%	41%
2023	38%	31%	29%									

The highest crime category in a case's history is used to classify cases. For example, a case charged with homicide at any time in the case's history is reported as a homicide regardless of whether the charge is reduced at resolution.

(\*) Starting January 2021, "failure to register as sex offender" cases are in the "other" category instead of in the "sex crime" category. This change was made in line with the reporting categories by Washington State Administrative Office of the Courts.

Table 2. Monthly Criminal Case Resolutions by Crime Category  
King County Superior Court

Crime Category	Jan	Feb	Mar	Apr	May	Jun	Jul	Aug	Sep	Oct	Nov	Dec
<b>Total</b>												
2020	541	485	423	178	163	272	315	343	358	394	346	301
2021 *	313	375	881	530	465	525	348	414	412	434	333	677
2022	303	402	412	425	391	435	381	455	401	401	366	363
2023	450	374	460									
<b>Homicide</b>												
2020	5	2	5	2	0	1	1	1	1	3	2	1
2021	1	4	6	4	2	4	1	3	5	6	4	4
2022	5	6	6	4	11	5	5	8	2	8	7	4
2023	9	4	10									
<b>Sex Crime**</b>												
2020	37	32	17	14	10	8	27	25	28	34	22	22
2021	21	20	24	31	30	27	26	20	30	24	23	16
2022	21	20	29	34	30	30	24	20	27	15	15	21
2023	19	17	28									
<b>Robbery</b>												
2020	36	33	27	11	10	17	21	25	26	23	34	25
2021	20	26	21	30	11	21	16	14	25	18	11	6
2022	12	11	14	6	14	17	10	23	18	18	14	12
2023	9	12	22									
<b>Aggravated Assault</b>												
2020	131	138	103	48	40	72	73	108	109	115	113	85
2021	86	123	127	122	97	87	68	76	84	74	84	56
2022	45	69	95	82	69	84	78	87	74	72	97	93
2023	62	63	126									
<b>Burglary/Theft /Larceny</b>												
2020	146	102	113	26	28	66	61	64	72	82	64	57
2021	68	69	116	121	64	86	62	88	51	88	62	69
2022	56	86	87	98	84	109	89	103	89	112	93	66
2023	123	78	129									
<b>Motor Vehicle Theft</b>												
2020	15	7	12	0	4	8	2	4	11	2	6	6
2021	5	7	16	14	11	12	3	10	9	10	5	3
2022	8	11	10	4	8	5	6	8	5	10	5	9
2023	9	7	13									
<b>Controlled Substance</b>												
2020	74	61	55	12	16	26	35	41	26	34	41	33
2021	26	52	430	106	68	137	27	41	36	60	25	413
2022	15	25	22	22	21	24	23	21	12	10	22	24
2023	46	21	22									
<b>Drug Court</b>												
2020	21	30	22	20	21	12	18	7	29	23	16	10
2021	24	19	63	26	17	10	13	7	22	12	16	5
2022	12	16	6	20	7	9	11	3	7	5	5	3
2023	8	20	7									
<b>Other**</b>												
2020	66	71	66	32	21	49	63	50	48	68	41	53
2021	51	50	68	71	161	135	129	133	144	140	102	103
2022	122	155	139	149	143	147	133	175	164	148	106	127
2023	159	151	99									
<b>Criminal RALJ</b>												
2020	10	9	3	13	13	13	14	18	8	10	7	9
2021	11	5	10	5	4	6	3	22	6	2	1	2
2022	7	3	4	6	4	5	2	7	3	3	2	4
2023	6	1	4									
<b>MRJC as % of Total</b>												
2020	44%	41%	38%	33%	39%	44%	41%	41%	38%	37%	37%	36%
2021	38%	37%	37%	32%	39%	33%	34%	41%	42%	43%	40%	35%
2022	41%	44%	49%	46%	47%	46%	49%	45%	37%	38%	45%	39%
2023	39%	37%	44%									

“Controlled Substance” are drug related cases that have never been accepted into drug court.

“Drug Court” are cases that have been formally accepted into drug court (identified by orders).

(\*) The increase in resolution in March and December 2021 was due to the dismissal of drug possession cases based on the decision on State v. Blake case by the State Supreme Court.

(\*\*) Starting January 2021, “failure to register as sex offender” cases are in the “other” category instead of in the “sex crime” category. This change was made in line with the reporting categories by Washington State Administrative Office of the Courts.

Table 3. Number of Cases Resolved and Resolution Category  
King County Superior Court

Crime Category	Mar 2022	Apr 2022	May 2022	Jun 2022	Jul 2022	Aug 2022	Sep 2022	Oct 2022	Nov 2022	Dec 2022	Jan 2023	Feb 2023	Mar 2023
<b>Homicide</b>	6	4	11	5	5	8	2	8	7	4	9	4	10
Resolved by Jury Trial	0	1	1	1	1	1	0	2	3	1	1	1	3
Resolved by Non-Jury Trial	0	0	0	0	0	0	0	0	0	0	0	0	0
Resolved by Guilty Plea	6	3	10	3	3	6	2	5	4	3	7	3	7
Dismissal	0	0	0	1	1	1	0	0	0	0	1	0	0
Others	0	0	0	0	0	0	0	1	0	0	0	0	0
<b>Sex Crime**</b>	29	34	30	30	24	20	27	15	15	21	19	17	28
Resolved by Jury Trial	4	3	1	3	3	4	5	4	4	4	2	4	2
Resolved by Non-Jury Trial	0	0	0	0	0	0	0	0	0	0	0	0	0
Resolved by Guilty Plea	20	23	22	23	19	14	13	9	7	14	13	10	20
Dismissal	5	8	7	4	2	2	9	2	4	2	4	3	6
Others	0	0	0	0	0	0	0	0	0	1	0	0	0
<b>Robbery</b>	14	6	14	17	10	23	18	18	14	12	9	12	22
Resolved by Jury Trial	0	0	1	0	0	1	0	0	1	0	0	0	0
Resolved by Non-Jury Trial	0	0	0	0	0	0	0	1	0	0	0	0	0
Resolved by Guilty Plea	11	5	11	15	10	18	17	11	13	9	6	12	19
Dismissal	2	1	2	2	0	4	1	6	0	3	3	0	3
Others	1	0	0	0	0	0	0	0	0	0	0	0	0
<b>Aggravated Assault</b>	95	82	69	84	78	87	74	72	97	93	62	63	126
Resolved by Jury Trial	4	3	4	0	1	2	2	2	3	3	2	2	5
Resolved by Non-Jury Trial	0	0	0	1	0	0	0	0	0	0	1	0	0
Resolved by Guilty Plea	73	65	56	66	60	70	59	52	73	78	51	53	83
Dismissal	17	13	9	17	17	15	13	18	21	12	8	8	38
Others	1	1	0	0	0	0	0	0	0	0	0	0	0
<b>Burglary/Theft/Larceny</b>	87	98	84	109	89	103	89	112	93	66	123	78	129
Resolved by Jury Trial	0	0	2	3	2	1	1	0	1	0	0	1	0
Resolved by Non-Jury Trial	0	0	0	0	0	1	0	0	0	0	0	0	0
Resolved by Guilty Plea	66	77	53	77	66	77	68	84	72	46	94	47	88
Dismissal	19	20	27	29	21	24	20	27	20	19	29	30	40
Others	2	1	2	0	0	0	0	1	0	1	0	0	1
<b>Motor Vehicle Theft</b>	10	4	8	5	6	8	5	10	5	9	9	7	13
Resolved by Jury Trial	0	0	0	0	0	0	0	0	0	0	0	0	0
Resolved by Non-Jury Trial	0	0	0	0	0	0	0	0	0	0	0	0	0
Resolved by Guilty Plea	8	4	4	1	3	6	4	8	2	7	4	6	9
Dismissal	2	0	4	4	3	2	1	2	3	2	5	1	4
Others	0	0	0	0	0	0	0	0	0	0	0	0	0
<b>Controlled Substance</b>	22	22	21	24	23	21	12	10	22	24	46	21	22
Resolved by Jury Trial	0	0	0	1	0	0	0	0	0	0	1	0	0
Resolved by Non-Jury Trial	0	0	0	9	0	0	0	0	0	0	0	0	0
Resolved by Guilty Plea	14	16	11	14	8	8	5	6	10	12	12	10	12
Dismissal	8	6	10	0	15	13	7	4	12	11	33	11	10
Others	0	0	0	9	0	0	0	0	0	1	0	0	0
<b>Drug Court</b>	6	20	7	0	11	3	7	5	5	3	8	20	7
Resolved by Non-Jury Trial	0	2	0	0	0	0	0	0	0	2	0	0	0
Resolved by Guilty Plea	0	4	0	3	0	1	1	2	4	0	0	3	2
Dismissal	6	14	7	6	11	1	6	3	1	1	8	17	5
Others	0	0	0	0	0	1	0	0	0	0	0	0	0
<b>Other**</b>	139	149	143	147	133	175	164	148	106	127	159	151	99
Resolved by Jury Trial	3	0	1	0	1	1	2	1	2	2	1	2	2
Resolved by Non-Jury Trial	0	0	0	0	0	0	0	0	0	0	0	0	0
Resolved by Guilty Plea	92	101	89	93	75	118	110	90	64	73	97	101	68
Dismissal	43	48	52	54	57	56	51	57	40	52	61	48	28
Others	1	0	1	0	0	0	1	0	0	0	0	0	1
<b>Criminal RALJ</b>	4	6	4	5	2	7	3	3	2	4	6	1	3
RALJ Decision	4	4	3	0	1	3	2	3	2	1	4	1	2
Dismissal	0	2	1	5	1	4	1	0	0	3	2	0	1
Others	0	0	0	0	0	0	0	0	0	0	0	0	0

(\*) "Controlled Substance" are drug related cases that have never been accepted into drug court.  
"Drug Court" are cases that have been formally accepted into drug court (identified by orders).

(\*\*) Starting January 2021, "failure to register as sex offender" cases are in the "other" category instead of in the "sex crime" category. This change was made in line with the reporting categories by Washington State Administrative Office of the Courts.



Table 4. Age (days) of Resolved Cases  
King County Superior Court

Crime Category	Mar 2022	Apr 2022	May 2022	Jun 2022	Jul 2022	Aug 2022	Sep 2022	Oct 2022	Nov 2022	Dec 2022	Jan 2023	Feb 2023	Mar 2023
<b>All Resolutions (excl. RALJ)</b>													
Number of Resolutions	412	435	391	435	381	455	401	401	366	363	450	374	460
50% Cases Resolved by Day	292	291	235	225	233	232	241	259	246	182	191	197	181
Average Days to Resolution	424	383	359	323	356	311	317	347	332	288	318	418	482
<b>Homicide*</b>													
Number of Resolutions	6	4	11	5	5	8	2	8	7	4	9	4	10
50% Cases Resolved by Day	965	822	1028	987	798	657	1026	683	805	822	966	919	803
Average Days to Resolution	838	828	978	773	790	660	1026	738	780	733	945	910	772
<b>Sex Crime**</b>													
Number of Resolutions	29	34	30	30	24	20	27	15	15	21	19	17	28
50% Cases Resolved by Day	538	596	498	510	666	582	575	594	600	603	469	922	673
Average Days to Resolution	497	609	501	516	665	649	631	540	591	568	579	784	605
<b>Robbery</b>													
Number of Resolutions	14	6	14	17	10	23	18	18	14	12	9	12	22
50% Cases Resolved by Day	230	273	396	378	267	250	311	197	332	236	51	345	151
Average Days to Resolution	945	324	421	442	252	297	403	244	381	236	279	524	281
<b>Aggravated Assault</b>													
Number of Resolutions	95	82	69	84	78	87	74	72	97	93	62	63	126
50% Cases Resolved by Day	258	190	210	151	157	222	231	231	187	146	207	234	136
Average Days to Resolution	400	377	281	245	225	300	327	279	263	189	307	302	239
<b>Burglary/Theft/Larceny</b>													
Number of Resolutions	87	98	84	109	89	103	89	112	93	66	123	78	129
50% Cases Resolved by Day	289	335	245	217	236	241	253	309	330	202	200	174	166
Average Days to Resolution	501	370	292	303	341	343	345	444	360	367	306	262	298
<b>Motor Vehicle Theft</b>													
Number of Resolutions	10	4	8	5	6	8	5	10	5	9	9	7	13
50% Cases Resolved by Day	241	401	263	330	506	286	719	299	14	349	160	125	212
Average Days to Resolution	287	393	357	409	435	364	633	351	181	390	293	217	317
<b>Controlled Substance</b>													
Number of Resolutions	22	22	21	24	23	21	12	10	22	24	46	21	22
50% Cases Resolved by Day	426	481	233	330	589	329	116	309	215	154	42	137	191
Average Days to Resolution	447	507	936	480	863	372	193	323	372	383	391	243	280
<b>Drug Court</b>													
Number of Resolutions	6	20	7	9	11	3	7	5	5	3	8	20	7
50% Cases Resolved by Day	377	774	739	643	740	392	364	1042	549	503	445	776	799
Average Days to Resolution	480	750	619	560	832	588	512	1100	614	602	600	808	846
<b>Other**</b>													
Number of Resolutions	139	149	143	147	133	175	164	148	106	127	159	151	99
50% Cases Resolved by Day	287	202	163	203	163	162	133	183	186	144	151	139	160
Average Days to Resolution	312	271	259	276	250	230	220	255	284	233	230	469	1065
<b>Criminal RALJ</b>													
Number of Resolutions	4	6	4	5	2	7	3	3	2	4	6	1	4
50% Cases Resolved by Day	371	219	226	186	203	213	371	330	226	191	306	227	174
Average Days to Resolution	357	249	225	190	203	310	290	357	226	234	397	227	167

“Controlled Substance” are drug related cases that have never been accepted into drug court.

“Drug Court” are cases that have been formally accepted into drug court (identified by orders).

(\*) Due to small number of resolutions in this category, the age statistics for homicides are expected to vary considerably.

(\*\*) Starting January 2021, “failure to register as sex offender” cases are in the “other” category instead of in the “sex crime” category. This change was made in line with the reporting categories by Washington State Administrative Office of the Courts.

Table 5. Pending Criminal Cases  
King County Superior Court

Crime Category	Mar 2022	Apr 2022	May 2022	Jun 2022	Jul 2022	Aug 2022	Sep 2022	Oct 2022	Nov 2022	Dec 2022	Jan 2023	Feb 2023	Mar 2023
<b>Total</b>													
Previous Pending	4858	4845	4530	4308	4279	4219	4191	4258	4168	4220	4340	4184	4384
New Filing	429	406	408	458	354	434	428	402	480	432	473	417	477
Resolved	412	425	391	435	381	455	401	401	366	363	450	374	460
<b>End Pending</b>	<b>4845</b>	<b>4530</b>	<b>4308</b>	<b>4279</b>	<b>4219</b>	<b>4191</b>	<b>4258</b>	<b>4168</b>	<b>4220</b>	<b>4340</b>	<b>4140</b>	<b>4384</b>	<b>4681</b>
<b>Homicide</b>													
Previous Pending	220	215	214	206	209	207	211	217	217	215	214	210	213
New Filing	3	6	7	9	4	17	4	9	6	3	6	10	7
Resolved	6	4	11	5	5	8	2	8	7	4	9	4	10
<b>End Pending</b>	<b>215</b>	<b>214</b>	<b>206</b>	<b>209</b>	<b>207</b>	<b>211</b>	<b>217</b>	<b>217</b>	<b>215</b>	<b>214</b>	<b>210</b>	<b>213</b>	<b>215</b>
<b>Sex Crime*</b>													
Previous Pending	557	552	526	510	498	488	488	490	491	503	509	517	523
New Filing	22	34	30	16	22	22	32	26	32	28	32	13	28
Resolved	29	34	30	30	24	20	27	15	15	21	19	17	28
<b>End Pending</b>	<b>552</b>	<b>526</b>	<b>510</b>	<b>498</b>	<b>488</b>	<b>488</b>	<b>490</b>	<b>491</b>	<b>503</b>	<b>509</b>	<b>517</b>	<b>523</b>	<b>520</b>
<b>Robbery</b>													
Previous Pending	246	248	265	250	246	240	228	237	222	220	219	225	244
New Filing	28	27	19	25	21	39	24	18	22	25	26	15	15
Resolved	14	6	14	17	10	23	18	18	14	12	9	12	22
<b>End Pending</b>	<b>248</b>	<b>265</b>	<b>250</b>	<b>246</b>	<b>240</b>	<b>228</b>	<b>237</b>	<b>222</b>	<b>220</b>	<b>219</b>	<b>225</b>	<b>244</b>	<b>234</b>
<b>Aggravated Assault</b>													
Previous Pending	993	983	943	912	903	908	874	892	861	852	848	816	807
New Filing	137	117	104	107	102	98	113	79	129	110	97	78	110
Resolved	95	82	69	84	78	87	74	72	97	93	62	63	126
<b>End Pending</b>	<b>983</b>	<b>943</b>	<b>912</b>	<b>903</b>	<b>908</b>	<b>874</b>	<b>892</b>	<b>861</b>	<b>852</b>	<b>848</b>	<b>816</b>	<b>807</b>	<b>803</b>
<b>Burglary/Theft/Larceny</b>													
Previous Pending	1487	1509	1376	1275	1271	1210	1216	1223	1172	1185	1253	1159	1259
New Filing	129	123	130	157	86	132	118	137	127	141	161	153	162
Resolved	87	98	84	109	89	103	89	112	93	66	123	78	129
<b>End Pending</b>	<b>1509</b>	<b>1376</b>	<b>1275</b>	<b>1271</b>	<b>1210</b>	<b>1216</b>	<b>1223</b>	<b>1172</b>	<b>1185</b>	<b>1253</b>	<b>1159</b>	<b>1259</b>	<b>1300</b>
<b>Motor Vehicle Theft</b>													
Previous Pending	153	153	138	116	112	105	110	111	106	109	100	98	107
New Filing	10	11	12	10	10	9	11	15	11	11	12	9	4
Resolved	10	4	8	5	6	8	5	10	5	9	9	7	13
<b>End Pending</b>	<b>153</b>	<b>138</b>	<b>116</b>	<b>112</b>	<b>105</b>	<b>110</b>	<b>111</b>	<b>106</b>	<b>109</b>	<b>100</b>	<b>98</b>	<b>107</b>	<b>96</b>
<b>Controlled Substance</b>													
Previous Pending	292	286	229	220	208	207	217	222	224	240	246	249	269
Resolved	22	22	21	24	23	21	12	25	22	24	46	21	22
<b>End Pending</b>	<b>286</b>	<b>229</b>	<b>220</b>	<b>208</b>	<b>207</b>	<b>217</b>	<b>222</b>	<b>224</b>	<b>240</b>	<b>246</b>	<b>249</b>	<b>269</b>	<b>554</b>
<b>Drug Court</b>													
Previous Pending	142	132	141	154	160	151	162	163	166	160	176	164	162
New Enrollment	12	16	27	7	18	3	12	10	9	20	16	12	22
Resolved	6	20	7	9	11	3	7	5	5	3	8	20	7
<b>End Pending</b>	<b>152</b>	<b>141</b>	<b>154</b>	<b>160</b>	<b>151</b>	<b>162</b>	<b>163</b>	<b>166</b>	<b>160</b>	<b>176</b>	<b>164</b>	<b>162</b>	<b>182</b>
<b>Other*</b>													
Previous Pending	730	710	666	633	641	669	655	667	672	694	729	702	754
New Filing	79	75	70	108	81	100	97	89	114	80	96	98	113
Resolved	139	149	143	147	133	175	164	164	106	127	159	151	99
<b>End Pending</b>	<b>710</b>	<b>666</b>	<b>633</b>	<b>641</b>	<b>669</b>	<b>655</b>	<b>667</b>	<b>672</b>	<b>694</b>	<b>729</b>	<b>702</b>	<b>754</b>	<b>731</b>
<b>Criminal RALJ</b>													
Previous Pending	38	37	32	32	31	34	30	36	37	42	42	44	46
New Filing	2	1	5	3	7	2	8	4	8	4	7	4	3
Resolved	4	6	4	5	2	7	3	3	2	4	6	1	4
<b>End Pending</b>	<b>37</b>	<b>32</b>	<b>32</b>	<b>31</b>	<b>34</b>	<b>30</b>	<b>36</b>	<b>37</b>	<b>42</b>	<b>42</b>	<b>44</b>	<b>46</b>	<b>46</b>
<b>Total Pending Caseload</b>													
SEA (%)	57%	57%	57%	54%	58%	60%	59%	59%	60%	59%	59%	60%	59%
MRJC (%)	43%	43%	43%	46%	42%	40%	41%	41%	40%	41%	41%	40%	41%

(\*) Starting January 2021, "failure to register as sex offender" cases are in the "other" category instead of in the "sex crime" category. This change was made in line with the reporting categories by Washington State Administrative Office of the Courts.

Table 6. Age (days) of Pending Cases  
King County Superior Court

Crime Category	Mar 2022	Apr 2022	May 2022	Jun 2022	Jul 2022	Aug 2022	Sep 2022	Oct 2022	Nov 2022	Dec 2022	Jan 2023	Feb 2023	Mar 2023
<b>All Pending (excl. RALJ)</b>													
Number of Pending Cases	4845	4530	4308	4279	4219	4191	4258	4168	4220	4340	4184	4384	4681
Median Days (50%tile)	255	241	239	234	236	239	229	232	224	220	226	212	197
Average Days	344	331	333	330	328	332	326	330	328	326	331	323	305
<b>Homicide</b>													
Number of Pending Cases	215	214	206	209	207	211	217	217	215	214	210	213	215
Median Days (50%tile)	473	484	469	491	495	457	464	470	483	509	538	535	533
Average Days	530	544	535	543	538	531	534	540	541	560	578	579	566
<b>Sex Crime*</b>													
Number of Pending Cases	552	526	510	498	488	488	490	491	503	509	517	523	520
Median Days (50%tile)	382	386	381	375	373	349	336	356	364	360	358	351	356
Average Days	416	410	412	416	420	417	408	419	425	428	425	419	422
<b>Robbery</b>													
Number of Pending Cases	248	265	250	246	240	228	237	222	220	219	225	244	234
Median Days (50%tile)	191	204	200	194	200	204	204	223	222	209	191	177	206
Average Days	272	276	280	269	282	287	271	284	285	291	287	273	288
<b>Aggravated Assault</b>													
Number of Pending Cases	983	943	912	903	908	874	892	861	852	848	816	807	803
Median Days (50%tile)	172	165	170	178	185	190	179	187	180	186	188	189	188
Average Days	256	249	250	254	258	264	254	263	259	261	269	264	262
<b>Burglary/Theft/Larceny</b>													
Number of Pending Cases	1509	1376	1275	1271	1210	1216	1223	1172	1185	1253	1159	1259	1300
Median Days (50%tile)	249	233	233	219	229	219	218	214	197	201	208	189	182
Average Days	331	315	320	312	315	313	311	311	303	297	305	291	283
<b>Motor Vehicle Theft</b>													
Number of Pending Cases	153	138	116	112	105	110	111	106	109	104	98	107	96
Median Days (50%tile)	294	274	196	208	189	208	205	221	217	234	247	216	235
Average Days	358	346	318	324	313	325	321	309	315	320	331	313	328
<b>Controlled Substance</b>													
Number of Pending Cases	286	229	220	208	207	217	222	224	240	246	249	269	554
Median Days (50%tile)	411	366	338	260	186	195	193	175	176	176	189	175	43
Median Days (50%tile)	447	438	428	389	371	368	359	350	375	331	329	325	183
<b>Drug Court</b>													
Number of Pending Cases	152	141	154	160	151	162	163	166	160	176	164	162	182
Median Days (50%tile)	603	538	551	569	586	573	609	632	655	592	524	531	544
Average Days	641	632	624	637	634	632	665	669	667	661	636	647	630
<b>Other*</b>													
Number of Pending Cases	710	666	633	641	669	655	667	672	694	729	702	754	731
Median Days (50%tile)	212	200	203	197	182	188	171	167	160	157	163	166	164
Average Days	303	278	275	268	262	266	258	256	251	251	262	256	253
<b>Criminal RALJ</b>													
Number of Pending Cases	37	32	32	31	34	30	36	37	42	42	44	46	46
Median Days (50%tile)	148	161	137	156	157	122	107	113	126	109	123	135	149
Average Days	182	197	195	211	179	194	169	168	174	165	139	150	172

“Controlled Substance” are drug related cases that have never been accepted into drug court.

“Drug Court” are cases that have been formally accepted into drug court (identified by orders).

(\*) Starting January 2021, “failure to register as sex offender” cases are in the “other” category instead of in the “sex crime” category. This change was made in line with the reporting categories by Washington State Administrative Office of the Courts.

Table 7. Age Intervals of Pending Criminal Cases  
King County Superior Court

Crime Category	Mar 2022	Apr 2022	May 2022	Jun 2022	Jul 2022	Aug 2022	Sep 2022	Oct 2022	Nov 2022	Dec 2022	Jan 2023	Feb 2023	Mar 2023
<b>Total # Cases</b>	<b>4845</b>	<b>4530</b>	<b>4308</b>	<b>4279</b>	<b>4219</b>	<b>4191</b>	<b>4258</b>	<b>4168</b>	<b>4220</b>	<b>4340</b>	<b>4184</b>	<b>4384</b>	<b>4681</b>
0 - 120 days (0 - 4 months)	1413	1379	1305	1313	1286	1293	1401	1332	1408	1465	1320	1477	1748
121-180 days (5 - 6 months)	502	476	446	474	489	419	410	450	457	451	500	504	478
181-270 days (7 - 9 months)	591	588	576	568	541	555	563	534	500	526	506	543	600
> 270 days (> 9 months)	2339	2087	1981	1924	1903	1924	1884	1852	1855	1898	1858	1860	1855
<b>Homicide # Cases</b>	<b>215</b>	<b>214</b>	<b>206</b>	<b>209</b>	<b>207</b>	<b>211</b>	<b>217</b>	<b>217</b>	<b>215</b>	<b>214</b>	<b>210</b>	<b>213</b>	<b>215</b>
0 - 120 days (0 - 4 months)	25	22	22	20	22	30	35	36	37	27	21	23	29
121-180 days (5 - 6 months)	18	15	10	12	12	8	8	9	11	18	22	15	10
181-270 days (7 - 9 months)	25	28	26	25	19	18	17	17	12	13	13	24	27
> 270 days (> 9 months)	147	149	148	152	154	155	157	155	155	156	154	151	149
<b>Sex Crime* # Cases</b>	<b>552</b>	<b>526</b>	<b>510</b>	<b>498</b>	<b>488</b>	<b>488</b>	<b>490</b>	<b>491</b>	<b>503</b>	<b>509</b>	<b>517</b>	<b>523</b>	<b>520</b>
0 - 120 days (0 - 4 months)	103	104	99	95	90	86	93	89	97	99	99	110	102
121-180 days (5 - 6 months)	49	47	40	44	41	42	47	41	35	38	46	41	44
181-270 days (7 - 9 months)	49	55	64	61	63	61	60	62	60	63	59	54	60
> 270 days (> 9 months)	351	320	307	298	294	299	290	299	311	309	313	318	314
<b>Robbery # Cases</b>	<b>248</b>	<b>265</b>	<b>250</b>	<b>246</b>	<b>240</b>	<b>228</b>	<b>237</b>	<b>222</b>	<b>220</b>	<b>219</b>	<b>225</b>	<b>244</b>	<b>234</b>
0 - 120 days (0 - 4 months)	93	97	91	86	69	66	85	76	83	78	76	87	80
121-180 days (5 - 6 months)	26	25	27	32	42	31	20	20	18	22	32	36	25
181-270 days (7 - 9 months)	34	41	37	38	34	38	45	41	30	24	18	26	34
> 270 days (> 9 months)	95	102	95	90	95	93	87	85	89	95	99	95	95
<b>Aggravated Assault # Cases</b>	<b>983</b>	<b>943</b>	<b>912</b>	<b>903</b>	<b>908</b>	<b>874</b>	<b>892</b>	<b>861</b>	<b>852</b>	<b>848</b>	<b>816</b>	<b>807</b>	<b>803</b>
0 - 120 days (0 - 4 months)	382	373	339	332	338	312	338	309	319	324	288	298	299
121-180 days (5 - 6 months)	129	131	133	124	107	101	111	109	108	95	112	100	90
181-270 days (7 - 9 months)	129	125	130	142	152	144	131	125	109	118	105	110	121
> 270 days (> 9 months)	343	314	310	305	311	317	312	318	316	311	311	299	293
<b>Burglary/Theft/Larceny # Cases</b>	<b>1509</b>	<b>1376</b>	<b>1275</b>	<b>1271</b>	<b>1210</b>	<b>1216</b>	<b>1223</b>	<b>1172</b>	<b>1185</b>	<b>1253</b>	<b>1159</b>	<b>1259</b>	<b>1300</b>
0 - 120 days (0 - 4 months)	458	435	406	413	375	398	420	389	424	457	395	473	518
121-180 days (5 - 6 months)	142	140	133	142	158	127	116	143	132	132	139	145	130
181-270 days (7 - 9 months)	193	186	165	165	142	156	161	153	150	158	150	159	170
> 270 days (> 9 months)	716	615	571	551	535	535	526	487	479	506	475	482	482
<b>Motor vehicle Theft # Cases</b>	<b>153</b>	<b>138</b>	<b>116</b>	<b>112</b>	<b>105</b>	<b>110</b>	<b>111</b>	<b>106</b>	<b>109</b>	<b>104</b>	<b>98</b>	<b>107</b>	<b>96</b>
0 - 120 days (0 - 4 months)	42	40	40	40	35	38	36	38	34	33	31	35	29
121-180 days (5 - 6 months)	15	13	14	10	14	15	10	9	15	13	8	13	13
181-270 days (7 - 9 months)	16	16	12	13	16	17	24	15	16	13	15	13	13
> 270 days (> 9 months)	80	69	50	49	40	40	41	44	44	45	44	46	41
<b>Controlled Substance # Cases</b>	<b>286</b>	<b>229</b>	<b>220</b>	<b>208</b>	<b>207</b>	<b>217</b>	<b>222</b>	<b>224</b>	<b>240</b>	<b>246</b>	<b>249</b>	<b>269</b>	<b>554</b>
0 - 120 days (0 - 4 months)	65	63	67	74	77	81	84	87	89	99	98	109	371
121-180 days (5 - 6 months)	18	7	10	20	24	22	21	27	33	26	26	30	41
181-270 days (7 - 9 months)	23	21	16	13	10	20	28	28	31	33	34	32	39
> 270 days (> 9 months)	180	138	127	101	96	94	89	82	87	88	91	98	103
<b>Drug Court # Cases</b>	<b>152</b>	<b>141</b>	<b>154</b>	<b>160</b>	<b>151</b>	<b>162</b>	<b>163</b>	<b>166</b>	<b>160</b>	<b>176</b>	<b>164</b>	<b>162</b>	<b>182</b>
0 - 120 days (0 - 4 months)	8	9	8	11	13	16	14	9	14	15	18	15	16
121-180 days (5 - 6 months)	8	7	7	7	6	4	6	12	8	5	3	6	10
181-270 days (7 - 9 months)	12	12	17	12	10	12	10	6	10	16	21	18	14
> 270 days (> 9 months)	124	113	122	130	122	130	133	139	128	140	122	123	142
<b>Other* # Cases</b>	<b>710</b>	<b>666</b>	<b>633</b>	<b>641</b>	<b>669</b>	<b>655</b>	<b>667</b>	<b>672</b>	<b>694</b>	<b>729</b>	<b>702</b>	<b>754</b>	<b>731</b>
0 - 120 days (0 - 4 months)	223	224	220	232	251	251	277	278	292	311	272	305	288
121-180 days (5 - 6 months)	89	83	66	75	82	67	66	74	89	93	103	107	103
181-270 days (7 - 9 months)	100	98	104	95	89	84	83	83	75	84	83	101	111
> 270 days (> 9 months)	298	261	243	239	247	253	241	237	238	241	244	241	229
<b>Criminal RALJ # Cases</b>	<b>37</b>	<b>32</b>	<b>32</b>	<b>31</b>	<b>34</b>	<b>30</b>	<b>36</b>	<b>37</b>	<b>42</b>	<b>42</b>	<b>44</b>	<b>46</b>	<b>46</b>
0 - 120 days (0 - 4 months)	14	12	13	10	16	15	19	21	19	22	22	22	16
121-180 days (5 - 6 months)	8	8	6	8	3	2	5	6	8	9	9	11	12
181-270 days (7 - 9 months)	10	6	5	4	6	5	4	4	7	4	8	6	11
> 270 days (> 9 months)	5	6	8	9	9	8	8	6	8	7	5	7	7

“Controlled Substance” are drug related cases that have never been accepted into drug court.

“Drug Court” are cases that have been formally accepted into drug court (identified by orders).

(\*) Starting January 2021, “failure to register as sex offender” cases are in the “other” category instead of in the “sex crime” category. This change was made in line with the reporting categories by Washington State Administrative Office of the Courts.

Table 8. Comparison between SEA/KNT: Filings, Resolutions, and Pending Caseload

King County Superior Court

	Mar 2022	Apr 2022	May 2022	Jun 2022	Jul 2022	Aug 2022	Sep 2022	Oct 2022	Nov 2022	Dec 2022	Jan 2023	Feb 2023	Mar 2023
<b>Total Filings</b>	<b>429</b>	<b>406</b>	<b>408</b>	<b>458</b>	<b>354</b>	<b>434</b>	<b>428</b>	<b>402</b>	<b>480</b>	<b>432</b>	<b>473</b>	<b>417</b>	<b>477</b>
SEA - # of Cases Filed	266	244	244	292	233	277	263	278	277	253	294	288	339
MRJC - # of Cases Filed	163	162	164	166	121	157	165	124	203	179	179	129	138
SEA %	62%	60%	60%	64%	66%	64%	61%	69%	58%	59%	62%	69%	71%
MRJC %	38%	40%	40%	36%	34%	36%	39%	31%	42%	41%	38%	31%	29%
<b>Total Resolutions</b>	<b>412</b>	<b>425</b>	<b>391</b>	<b>435</b>	<b>381</b>	<b>455</b>	<b>401</b>	<b>401</b>	<b>366</b>	<b>363</b>	<b>450</b>	<b>374</b>	<b>460</b>
SEA - # of Cases Resolved	210	228	208	234	193	252	254	247	200	220	275	235	259
MRJC - # of Cases Resolved	202	197	183	201	188	203	147	154	166	143	175	139	201
SEA %	51%	54%	53%	54%	51%	55%	63%	62%	55%	61%	61%	63%	56%
MRJC %	49%	46%	47%	46%	49%	45%	37%	38%	45%	39%	39%	37%	44%
<b>Total Pending</b>	<b>4845</b>	<b>4530</b>	<b>4308</b>	<b>4279</b>	<b>4219</b>	<b>4191</b>	<b>4258</b>	<b>4168</b>	<b>4220</b>	<b>4340</b>	<b>4184</b>	<b>4384</b>	<b>4681</b>
SEA - # of Cases Pending	2773	2584	2443	2446	2458	2502	2492	2484	2542	2563	2476	2622	2919
MRJC - # of Cases Pending	2072	1946	1865	1833	1761	1689	1766	1684	1678	1777	1708	1762	1762
SEA %	57%	57%	57%	57%	58%	60%	59%	60%	60%	59%	59%	60%	62%
MRJC %	43%	43%	43%	43%	42%	40%	41%	40%	40%	41%	41%	40%	38%

Table 9. Drug Court Statistics

King County Superior Court

Categories	Mar 2022	Apr 2022	May 2022	Jun 2022	Jul 2022	Aug 2022	Sep 2022	Oct 2022	Nov 2022	Dec 2022	Jan 2023	Feb 2023	Mar 2023
Referrals	25	43	25	10	17	21	31	30	27	41	30	18	39
<i>Directly from PA</i>	7	8	3	8	2	2	4	2	3	2	0	2	5
<i>From Mainstream</i>	18	35	22	2	15	19	27	28	24	39	30	16	34
<b>Opt-in <sup>(1)</sup></b>	<b>12</b>	<b>16</b>	<b>27</b>	<b>7</b>	<b>18</b>	<b>3</b>	<b>12</b>	<b>10</b>	<b>9</b>	<b>20</b>	<b>16</b>	<b>12</b>	<b>22</b>
<b>Resolutions</b>	<b>6</b>	<b>18</b>	<b>7</b>	<b>9</b>	<b>11</b>	<b>3</b>	<b>7</b>	<b>5</b>	<b>5</b>	<b>3</b>	<b>8</b>	<b>20</b>	<b>7</b>
Graduations <sup>(2)</sup>	6	14	7	6	11	2	6	3	1	1	8	17	5
Terminations <sup>(3)</sup>	0	4	0	3	0	1	1	2	4	2	0	3	2
<b>Drug Court Pending</b>	<b>152</b>	<b>141</b>	<b>154</b>	<b>160</b>	<b>151</b>	<b>162</b>	<b>163</b>	<b>166</b>	<b>160</b>	<b>176</b>	<b>164</b>	<b>162</b>	<b>182</b>
<i>SEA Drug Court</i>	110	96	105	112	101	109	114	119	110	119	117	112	125
<i>KNT Drug Court</i>	42	45	49	48	50	53	49	47	50	57	47	50	57

- (1) Opt-in reflects the court order of participation.
- (2) Graduations are dismissals of opted-in cases after the completion of program.
- (3) Terminations are cases that fail in drug court.