



# King County

Department of Judicial Administration

*Barbara Miner*

*Director and Superior Court Clerk*

(206) 296-9300 (206) 296-0100 TTY/TDD

King County Superior Court

## Quarterly Statistical Report

First Quarter 2023

Department of Judicial Administration

Prepared by: Shiquan Liao, Ph.D., Statistician

*April 15, 2023*

**Report #: QTR-2023-01**

*Seattle:*  
516 Third Avenue Room E609  
Seattle, WA 98104-2386

*Regional Justice Center:*  
401 Fourth Avenue North Room 2C  
Kent, WA 98032-4429

*Juvenile Division:*  
1211 East Alder Room 3015  
Seattle, WA 98122-5598

# Quarterly Report Summary

## King County Superior Court

**NOTE: Washington State Supreme Court orders related to the coronavirus pandemic, beginning March 2020, affect the statistics for the foreseeable future.**

### Highlights

- **Criminal Cases** -- The criminal filings in the first quarter of 2023 were higher than in 2022, showing a 13.1% increase from the same time of 2022. The total criminal case filings (excluding RALJ) in the first quarter of 2023 were 1,353 cases, with MRJC accounting for 33% of the total cases. The resolutions of criminal cases in the first quarter of 2023 were 1,273 cases, lower than the filing volume. The pending criminal caseload at the end of the first quarter of 2023 was 4,635 cases (excluding RALJ). Of the 4,635 pending criminal cases, 38% were the MRJC cases.
- **Civil Cases**. Filings in civil cases (case type 2) in the first quarter of 2023 were higher than 2022 as well, increasing 17.4% from the same period in 2022. The civil resolutions were slightly lower than the filing volume, totaling 4,000 cases in the first three months of 2023. The pending civil caseload was 6,762 cases at the end of the first quarter of 2023, a low volume when compared with pre-Covid level. At the end of the quarter, MRJC had 33% of the pending civil caseload.
- **Domestic Cases**. Domestic case (case type 3) filings in the first quarter of 2023 were higher than 2022, with 15.2% increase. In the first quarter of 2023, a total of 1,689 domestic cases were filed. The resolutions of domestic cases did not match the filing volume in the same period. The pending domestic caseload was 4,417 cases at the end of the first quarter of 2023, with 40% being the MRJC cases.
- **ITA Cases**. The filings of ITA cases in the first quarter of 2023 continued an upward trend and with a high volume. A total of 1,449 ITA cases were filed in the first three months of 2023, up 8.4% from the same time in 2022. The number of ITA cases remaining to be adjudicated at the end of the end of March 2023 was 274 cases.
- **Juvenile Dependency/Termination (DEP/TER) and At-risk Youth (ARY)/Child-in-Need of Service (CHINS) Cases**. In the first quarter of 2023, dependency filings were down 18.6% from 2022, termination up 15.4%, and ARY/CHINS/others up significantly from the same time in 2022. Court also continues to receive a significant number of truancy cases in 2023 after a pause during the Covid pandemic. At the end of the first quarter 2023, the numbers of cases pending disposition in the non-offender juvenile categories are: 247 dependency cases, 205 termination cases, and 121 ARY/CHINS/Other cases.
- **Juvenile Offender Cases**. The juvenile offender filings in the first three months in 2023 increased significantly from the same time in 2022. In the first quarter of 2023, 194 offender cases were filed, showing a 94% increase from 2022. The resolution pace for juvenile offender cases was slower than the filing pace in the same period. At the end of March 2023, there were 334 juvenile offender pending cases.
- **Pro Tem Use**. In the first quarters of 2023, the daily Pro Tem use by the court was 3.4 FTEs, respectively. In addition, the court also employed 6.4 TLT and used 1.8 Pro Tems on CLFRF backlog reduction.
- **Post-resolution Modifications (Table 1-A)**. In 2023, there were 136 post-resolution modifications filed (both parenting plan and relocation modifications) year-to-date.
- **Active re-opened cases and family law modification cases (Table 4-A)**. At the end of March 2023, there were 824 active re-opened cases and 508 active family law modification cases.

Table 1. Year-to-Date Filing Activity

King County Superior Court

Reporting Category	Year-to-Date (Jan – Mar) and Annual Filing Activity <sup>(1)</sup>					2022-2023 change (+ means “increase”)		% of 2023 Total Filing <sup>(2)</sup>
	2019	2020	2021	2022	2023	Cases	Percentage	
<b>Total (incl. RALJ)</b>								
Year-to-Date Filing	13218	12475	10397	10783	12228	+1445	+13.4%	
Annual Filing	52889	43103	40249	44424				
<b>Criminal (excl. RALJ)</b>								
Year-to-Date Filing	1362	1628	1198	1196	1353	+157	+13.1%	11.1%
Annual Filing	6607	5877	4658	4956				
<b>Civil (excl. RALJ)</b>								
Year-to-Date Filing	5480	4981	3581	3618	4246	+628	+17.4%	34.7%
Annual Filing	21202	15352	13624	15749				
<b>Domestic</b>								
Year-to-Date Filing	1697	1682	1527	1466	1689	+223	+15.2%	13.8%
Annual Filing	7280	6163	6184	5999				
<b>Probate</b>								
Year-to-Date Filing	1762	1622	2015	2071	2100	+29	+1.4%	17.2%
Annual Filing	6804	6766	7478	7747				
<b>Guardianship</b>								
Year-to-Date Filing	200	180	204	230	279	+49	+21.3%	2.3%
Annual Filing	706	725	1057	958				
<b>Adoption</b>								
Year-to-Date Filing	97	119	89	100	89	-11	-11.0%	0.7%
Annual Filing	483	431	347	363				
<b>Parentage</b>								
Year-to-Date Filing	125	101	103	87	74	-13	-14.9%	0.6%
Annual Filing	526	340	401	347				
<b>ITA – Civil Commitment</b>								
Year-to-Date Filing	1192	1155	1313	1337	1449	+112	+8.4%	11.8%
Annual Filing	4985	5131	5159	5665				
<b>Juvenile Dependency (DEP)</b>								
Year-to-Date Filing	199	133	111	129	105	-24	-18.6%	0.9%
Annual Filing	811	435	361	377				
<b>Juvenile Termination (TER)</b>								
Year-to-Date Filing	74	62	46	39	45	+6	+15.4%	0.4%
Annual Filing	225	291	205	188				
<b>Juvenile ARY/CHINS/OTHERS</b>								
Year-to-Date Filing	42	50	60	45	118	+73	+162%	1.0%
Annual Filing	206	187	251	301				
<b>Juvenile Truancy</b>								
Year-to-Date Filing	659	448	0	336	459	+123	+36.6%	3.8%
Annual Filing	1706	501	61	1121				
<b>Juvenile Offender</b>								
Year-to-Date Filing	276	268	127	100	194	+94	+94%	1.6%
Annual Filing	1121	788	356	500				
<b>Criminal RALJ</b>								
Year-to-Date Filing	42	34	5	11	14	+3	+27.3%	0.1%
Annual Filing	146	63	49	53				
<b>Civil RALJ</b>								
Year-to-Date Filing	11	12	18	18	14	-4	-22.2%	0.1%
Annual Filing	81	53	58	55				
<b>Matters Filed with Clerk <sup>(3)</sup></b>								
Year-to-Date Filing	2402	2202	485	851	1418	+567	+66.6%	
Annual Filing	10030	2784	2882	5169				

(1) New filings only (based on filing date).

(2) New filings of each reporting category as percentage of “Year-to-Date Filing”.

(3) “Matters Filed with Clerk” not included in the “Total”.

Chart 1-A. Quarterly Filing Activity  
Total Judicial Cases Only ("Matters Filed with Clerk" excluded)

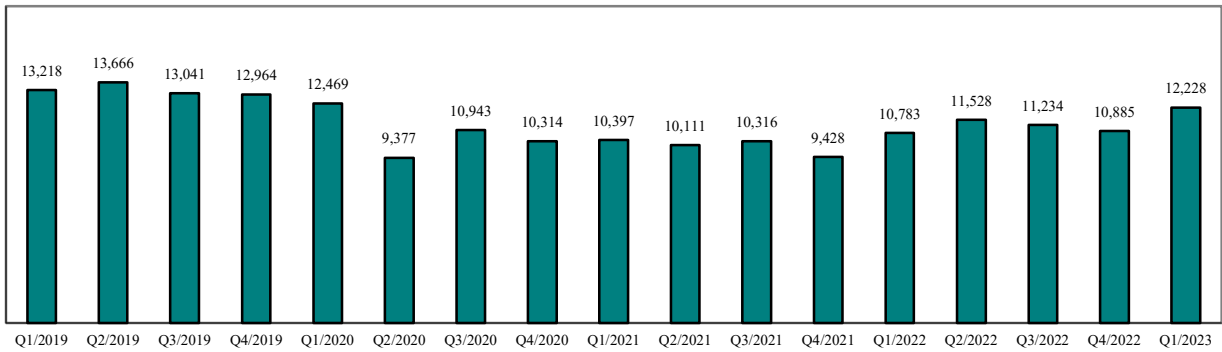


Chart 1-B. Quarterly Filings: Criminal and Juvenile Offender Cases

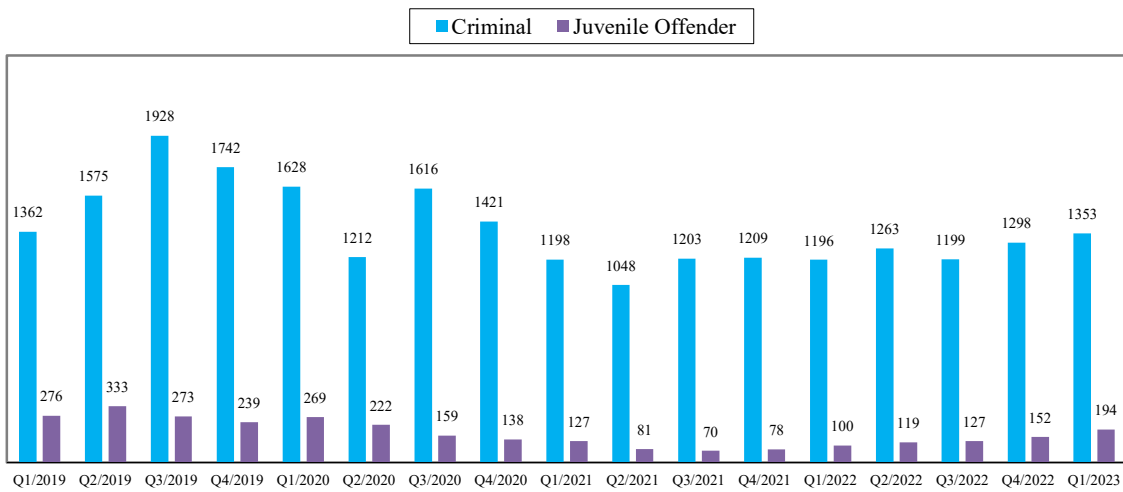
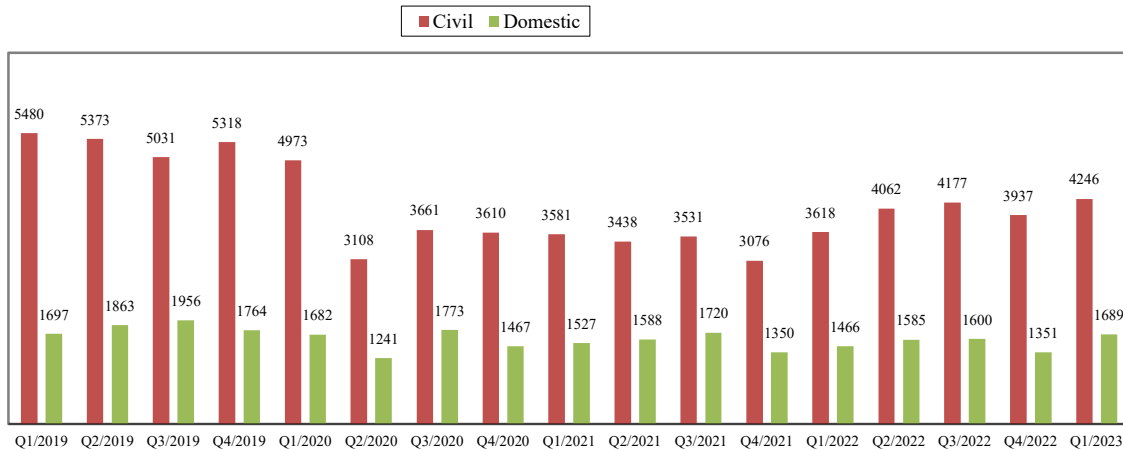


Chart 1-C. Quarterly Filings: Civil and Domestic Cases



\* Note: "Civil" is specifically defined in this report. The category of "Civil" does **not** include the following case types: domestic, probate, guardianship, adoption, Parentage, ITA (civil commitment), juvenile cases (dependency, at-risk youth, child-in-need of service), civil RALJ, and tax filings that don't require judicial resources ("matters filed with clerk"). Please check the Appendix for the cause codes in the "General Civil" category.

Table 1-A. Post-Resolution Modifications Filed (Domestic and Parentage Cases)

		2021Q1			2021Q2			2021Q3			2021Q4			Year 2021		
Location	Case Type	DMOD	DTBA	Total	DMOD	DTBA	Total	DMOD	DTBA	Total	DMOD	DTBA	Total	DMOD	DTBA	Total
KNT	Domestic	12	52	64	16	39	55	18	56	74	9	38	47	55	185	240
	Parentage	1	6	7	1	12	13	1	4	5		1	1	3	23	26
<b>KNT Total</b>		<b>13</b>	<b>58</b>	<b>71</b>	<b>17</b>	<b>51</b>	<b>68</b>	<b>19</b>	<b>60</b>	<b>79</b>	<b>9</b>	<b>39</b>	<b>48</b>	<b>58</b>	<b>208</b>	<b>266</b>
SEA	Domestic	19	65	84	28	72	100	19	71	90	8	54	62	74	262	336
	Parentage	0	3	3	2	4	6	1	6	7	1	3	4	4	16	20
<b>SEA Total</b>		<b>19</b>	<b>68</b>	<b>87</b>	<b>30</b>	<b>76</b>	<b>106</b>	<b>20</b>	<b>77</b>	<b>97</b>	<b>9</b>	<b>57</b>	<b>66</b>	<b>78</b>	<b>278</b>	<b>356</b>
<b>KNT/SEA Total</b>		<b>32</b>	<b>126</b>	<b>158</b>	<b>47</b>	<b>127</b>	<b>174</b>	<b>39</b>	<b>137</b>	<b>176</b>	<b>18</b>	<b>96</b>	<b>114</b>	<b>136</b>	<b>486</b>	<b>622</b>
		2022Q1			2022Q2			2022Q3			2022Q4			Year 2022		
Location	Case Type	Relocation	Parent Mod	Total	Relocation	Parent Mod	Total	Relocation	Parent Mod	Total	Relocation	Parent Mod	Total	Relocation	Parent Mod	Total
KNT	Domestic	12	53	65	10	57	67	11	52	63	5	39	44	38	201	239
	Parentage	0	4	4	0	4	4	0	6	6	1	1	2	1	15	16
<b>KNT Total</b>		<b>12</b>	<b>57</b>	<b>69</b>	<b>10</b>	<b>61</b>	<b>71</b>	<b>11</b>	<b>58</b>	<b>69</b>	<b>6</b>	<b>40</b>	<b>46</b>	<b>39</b>	<b>216</b>	<b>255</b>
SEA	Domestic	19	59	78	24	63	87	14	56	70	10	49	59	67	227	294
	Parentage		3	3	2	3	5	1	3	4	2	2	4	5	11	16
<b>SEA Total</b>		<b>19</b>	<b>62</b>	<b>81</b>	<b>26</b>	<b>66</b>	<b>92</b>	<b>15</b>	<b>59</b>	<b>74</b>	<b>12</b>	<b>51</b>	<b>63</b>	<b>72</b>	<b>238</b>	<b>310</b>
<b>KNT/SEA Total</b>		<b>31</b>	<b>119</b>	<b>150</b>	<b>36</b>	<b>127</b>	<b>163</b>	<b>26</b>	<b>117</b>	<b>143</b>	<b>18</b>	<b>91</b>	<b>109</b>	<b>111</b>	<b>454</b>	<b>565</b>
		2023Q1			2023Q2			2023Q3			2023Q4			Year 2023 (YTD)		
Location	Case Type	Relocation	Parent Mod	Total	Relocation	Parent Mod	Total	Relocation	Parent Mod	Total	Relocation	Parent Mod	Total	Relocation	Parent Mod	Total
KNT	Domestic	7	52	59										7	52	59
	Parentage		8	8											8	8
<b>KNT Total</b>		<b>7</b>	<b>60</b>	<b>67</b>										<b>7</b>	<b>60</b>	<b>67</b>
SEA	Domestic	7	58	65										7	58	65
	Parentage		4	4											4	4
<b>SEA Total</b>		<b>7</b>	<b>62</b>	<b>69</b>										<b>7</b>	<b>62</b>	<b>69</b>
<b>KNT/SEA Total</b>		<b>14</b>	<b>122</b>	<b>136</b>										<b>14</b>	<b>122</b>	<b>136</b>

Table 2. Number of Cases Resolved and Resolution Category (%)

## King County Superior Court

Reporting Category	Q2/21	Q3/21	Q4/21	Q1/22	Q2/22	Q3/22	Q4/22	Q1/23
<b>Total Resolutions (excl. "Matters Filed with Clerk")</b>	<b>10674</b>	<b>11495</b>	<b>9970</b>	<b>10300</b>	<b>10916</b>	<b>10756</b>	<b>10218</b>	<b>11192</b>
<b>Criminal (excl. RALJ): # Resolved</b>	<b>1505</b>	<b>1174</b>	<b>1439</b>	<b>1103</b>	<b>1236</b>	<b>1225</b>	<b>1121</b>	<b>1273</b>
Resolved by Jury Trial	2.0%	2.7%	2.2%	1.1%	1.9%	2.3%	2.9%	2.3%
Resolved by Non-Jury Trial	0.3%	0.7%	1.0%	0.2%	0.3%	0.1%	0.3%	0.1%
Resolved by Guilty Plea	59.7%	63.5%	47.0%	67.5%	68.3%	68.7%	67.6%	65.8%
Dismissal	35.7%	31.0%	49.3%	29.7%	29.0%	28.8%	28.7%	31.7%
Others	2.3%	2.1%	0.5%	1.5%	0.4%	0.2%	0.4%	0.2%
<b>Civil: # Resolved</b>	<b>3373</b>	<b>4051</b>	<b>3482</b>	<b>3631</b>	<b>3838</b>	<b>3838</b>	<b>3637</b>	<b>4000</b>
Resolved by Jury Trial	0.4%	0.3%	0.4%	0.4%	0.4%	0.4%	0.2%	0.3%
Resolved by Non-Jury Trial	0.5%	0.3%	0.6%	0.3%	0.3%	0.3%	0.7%	0.5%
Summary Judgment	1.9%	1.6%	1.6%	1.9%	1.3%	1.6%	1.4%	1.3%
Default/ Uncontested	38.3%	34.7%	37.7%	39.9%	41.0%	47.7%	48.0%	45.3%
Arbitration	4.7%	4.7%	4.1%	3.2%	3.1%	2.6%	3.5%	2.7%
Settlement/Dismissal	52.8%	45.1%	48.7%	48.7%	49.0%	42.8%	44.4%	46.9%
Closure by Clerk	0.2%	12.2%	5.8%	4.4%	3.6%	3.8%	1.2%	1.9%
Others	1.2%	1.1%	1.0%	1.1%	1.3%	0.9%	0.6%	1.3%
<b>Domestic: # Resolved</b>	<b>1579</b>	<b>1600</b>	<b>1471</b>	<b>1651</b>	<b>1489</b>	<b>1537</b>	<b>1419</b>	<b>1452</b>
Resolved by Trial	4.9%	4.3%	6.1%	4.3%	3.8%	5.0%	4.8%	4.7%
Default/ Uncontested	8.2%	7.8%	8.2%	6.6%	7.5%	7.0%	6.8%	7.0%
Settlement /Dismissal	86.6%	87.4%	82.6%	86.3%	86.8%	86.1%	86.8%	86.4%
Closure by Clerk	0.0%	0.6%	2.7%	2.4%	1.9%	1.7%	1.3%	1.5%
Others	0.3%	0.1%	0.4%	0.5%	0.1%	0.1%	0.4%	0.4%
<b>Probate: # Resolved</b>	<b>1927</b>	<b>1792</b>	<b>1669</b>	<b>1909</b>	<b>1877</b>	<b>1829</b>	<b>1721</b>	<b>2026</b>
Personal Rep. Appointed	68.9%	72.7%	71.4%	72.2%	69.7%	70.9%	69.2%	68.9%
Dismissal	7.3%	6.0%	5.9%	4.6%	6.7%	2.0%	0.9%	4.6%
Closure by Clerk	0.0%	0.0%	0.0%	0.0%	0.0%	0.1%	0.0%	0.0%
Others	23.8%	21.3%	22.7%	23.3%	23.6%	27.1%	29.9%	26.5%
<b>Guardianship: # Resolved</b>	<b>185</b>	<b>166</b>	<b>240</b>	<b>213</b>	<b>222</b>	<b>224</b>	<b>209</b>	<b>226</b>
Guardian Appointed	75.1%	72.3%	58.8%	43.2%	49.5%	58.5%	70.8%	55.3%
Dismissal	20.0%	15.7%	22.9%	39.0%	36.5%	23.7%	13.9%	27.4%
Closure by Clerk	0.0%	0.0%	0.0%	0.0%	0.0%	0.0%	0.0%	0.0%
Others	4.9%	12.0%	18.3%	17.8%	14.0%	17.9%	15.3%	17.3%
<b>Adoption: # Resolved</b>	<b>89</b>	<b>83</b>	<b>86</b>	<b>85</b>	<b>99</b>	<b>71</b>	<b>100</b>	<b>75</b>
Resolved by Trial	0.0%	0.0%	0.0%	1.2%	11.1%	1.4%	0.0%	0.0%
Uncontested	1.1%	0.0%	0.0%	7.1%	0.0%	0.0%	1.0%	0.0%
Settlement /Dismissal	98.9%	100.0%	100.0%	72.9%	73.7%	84.5%	99.0%	100.0%
Closure by Clerk	0.0%	0.0%	0.0%	18.8%	15.2%	14.1%	0.0%	0.0%
Others	0.0%	0.0%	0.0%	0.0%	0.0%	0.0%	0.0%	0.0%
<b>Parentage: # Resolved</b>	<b>98</b>	<b>94</b>	<b>94</b>	<b>115</b>	<b>103</b>	<b>74</b>	<b>76</b>	<b>80</b>
Resolved by Trial	2.0%	3.2%	4.3%	2.6%	2.9%	5.4%	5.3%	1.3%
Summary Judgment	38.8%	30.9%	27.7%	33.0%	32.0%	47.3%	31.6%	41.3%
Default/ Uncontested	20.4%	20.2%	21.3%	30.4%	12.6%	9.5%	19.7%	12.5%
Settlement/Dismissal	38.8%	45.7%	40.4%	28.7%	50.5%	37.8%	43.4%	41.3%
Closure by Clerk	0.0%	0.0%	6.4%	4.3%	1.9%	0.0%	0.0%	3.8%
Others	0.0%	0.0%	0.0%	0.9%	0.0%	0.0%	0.0%	0.0%
<b>ITA(civil commitment): # Resolved</b>	<b>1325</b>	<b>1144</b>	<b>1109</b>	<b>1261</b>	<b>1714</b>	<b>1426</b>	<b>1506</b>	<b>1471</b>
Court Decision to Commit	30.4%	28.0%	26.2%	24.7%	17.9%	20.8%	16.7%	19.9%
Closed by Court	0.0%	0.0%	0.0%	0.0%	0.0%	0.0%	0.2%	0.0%
Dismissal	15.4%	12.2%	13.9%	13.0%	11.7%	13.3%	12.9%	14.1%
Others	54.2%	59.8%	59.9%	62.3%	70.5%	66.0%	70.2%	66.0%
<b>Juv. Dependency: # Resolved</b>	<b>108</b>	<b>86</b>	<b>71</b>	<b>78</b>	<b>105</b>	<b>66</b>	<b>75</b>	<b>71</b>
Finding of Dependency	75.9%	39.4%	66.2%	60.3%	61.0%	63.6%	57.3%	60.6%
Dismissal	24.1%	50.6%	33.8%	39.7%	37.1%	36.4%	41.3%	39.4%
Others	0.0%	0.0%	0.0%	0.0%	1.9%	0.0%	1.3%	0.0%

Table 2 (cont.). Number of Cases Resolved and Resolution Category (%)

King County Superior Court

Reporting Category	Q2/21	Q3/21	Q4/21	Q1/22	Q2/22	Q3/22	Q4/22	Q1/23
<b>Juv. Terminations: # Resolved</b>	<b>69</b>	<b>99</b>	<b>41</b>	<b>60</b>	<b>43</b>	<b>31</b>	<b>31</b>	<b>48</b>
Finding of Dependency	79.7%	91.9%	82.9%	78.3%	76.7%	64.5%	80.6%	89.6%
Dismissal	20.3%	8.1%	17.1%	21.7%	23.3%	35.5%	19.4%	10.4%
Others	0.0%	0.0%	0.0%	0.0%	0.0%	0.0%	0.0%	0.0%
<b>ARY/CHINS/OTHER: # Resolved</b>	<b>55</b>	<b>65</b>	<b>30</b>	<b>57</b>	<b>57</b>	<b>59</b>	<b>68</b>	<b>117</b>
Approve of Petition	78.2%	89.2%	73.3%	80.7%	73.7%	74.6%	67.6%	76.1%
Dismissal	21.8%	10.8%	26.7%	17.5%	26.3%	25.4%	32.4%	23.9%
Others	0.0%	0.0%	0.0%	1.8%	0.0%	0.0%	0.0%	0.0%
<b>Juvenile Truancy: # Resolved</b>	<b>75</b>	<b>116</b>	<b>111</b>	<b>17</b>	<b>20</b>	<b>241</b>	<b>151</b>	<b>179</b>
Approve of Petition	0.0%	7.8%	1.8%	17.6%	50.0%	2.9%	7.3%	10.6%
Dismissal	100.0%	66.4%	98.2%	82.4%	70.0%	97.1%	92.7%	88.8%
Others	0.0%	25.9%	0.0%	0.0%	0.0%	0.0%	0.0%	0.6%
<b>Juvenile Offender: # Resolved</b>	<b>197</b>	<b>140</b>	<b>110</b>	<b>89</b>	<b>84</b>	<b>107</b>	<b>94</b>	<b>156</b>
Resolved by Trial (Fact Finding)	0.0%	0.0%	2.7%	0.0%	1.2%	2.8%	0.0%	0.0%
Resolved by Guilty Plea	46.7%	45.0%	31.8%	39.3%	39.3%	41.1%	36.2%	47.4%
Dismissal	38.1%	40.7%	46.4%	40.4%	41.7%	30.8%	43.6%	34.6%
Deferred Disposition (DDSP)	13.2%	12.1%	13.6%	18.0%	15.5%	15.9%	11.7%	14.1%
Others (including Deferred Prosecution)	2.0%	2.1%	5.5%	2.2%	2.4%	9.3%	8.5%	3.8%
<b>Criminal RALJ: # Resolved</b>	<b>25</b>	<b>31</b>	<b>5</b>	<b>14</b>	<b>15</b>	<b>12</b>	<b>9</b>	<b>11</b>
RALJ Decision	80.0%	38.7%	20.0%	57.1%	46.7%	50.0%	66.7%	54.5%
Dismissal	20.0%	58.1%	60.0%	42.9%	53.3%	50.0%	33.3%	45.5%
Others	0.0%	3.2%	20.0%	0.0%	0.0%	0.0%	0.0%	0.0%
<b>Civil RALJ: # Resolved</b>	<b>13</b>	<b>31</b>	<b>12</b>	<b>17</b>	<b>14</b>	<b>16</b>	<b>10</b>	<b>7</b>
RALJ Decision	15.4%	25.8%	16.7%	47.1%	28.6%	25.0%	20.0%	57.1%
Dismissal	76.9%	67.7%	66.7%	52.9%	50.0%	62.5%	70.0%	42.9%
Others	7.7%	6.5%	16.7%	0.0%	21.4%	12.5%	10.0%	0.0%

Chart 2-A. Quarterly Resolutions  
Total Judicial Cases Only ("Matters Filed with Clerk" excluded)

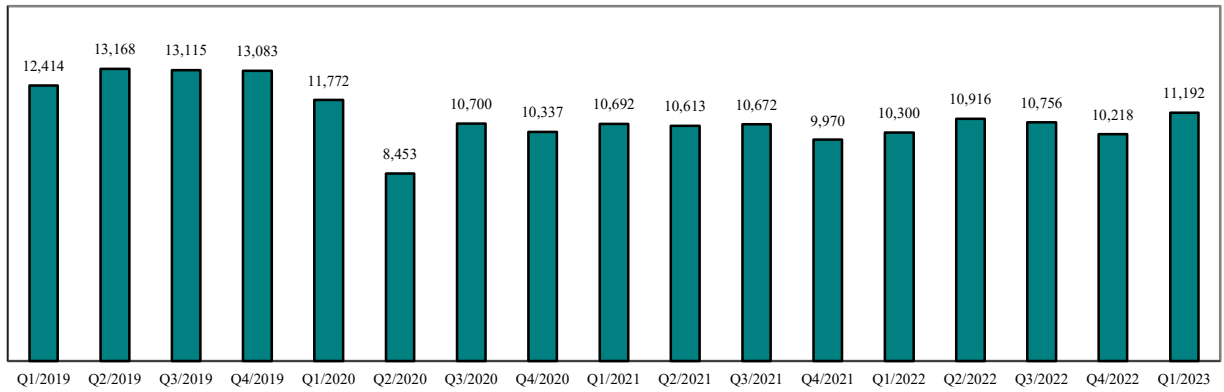


Chart 2-B. Quarterly Resolutions: Criminal and Juvenile Offender Cases

■ Criminal ■ Juvenile Offender

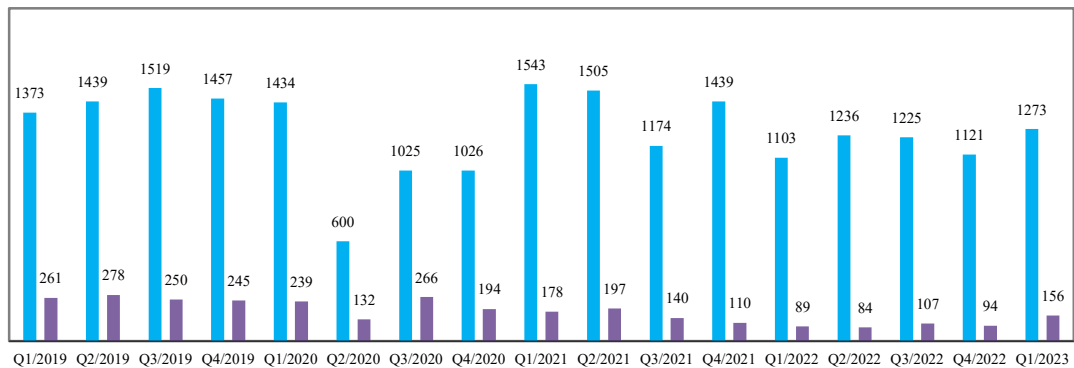
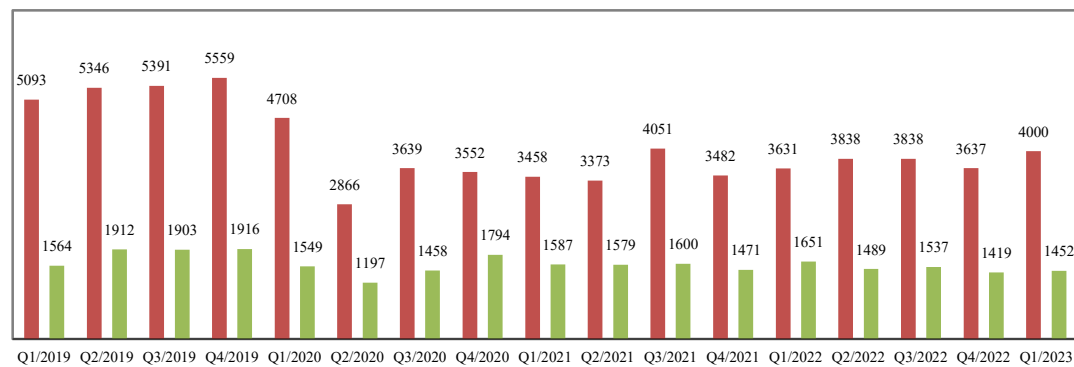


Chart 2-C. Quarterly Resolutions: Civil and Domestic Cases

■ Civil ■ Domestic



Note: "Civil" is specifically defined in this report. The category of "Civil" does **not** include the following case types: domestic, probate, guardianship, adoption, Parentage, mental illness, juvenile cases (dependency, at-risk youth, child-in-need of service), civil RALJ, and tax filings that don't require judicial resources ("matters filed with clerk"). Please check the Appendix for the cause codes in the "General Civil" category.



**Table 3. Age of Resolved Cases**  
*King County Superior Court*

Reporting Category	Age of Cases at Resolution							
	Q2/21	Q3/21	Q4/21	Q1/22	Q2/22	Q3/22	Q4/22	Q1/23
<b>Criminal (excl. RALJ)</b>								
Age (days)								
50% Cases Resolved by Day	221	282	153	278	253	238	232	190
90% Cases Resolved by Day	375	568	672	755	796	741	740	799
<b>Comparison with Court Standard of</b>								
90% in 4 months	32%	28%	47%	27%	29%	30%	32%	38%
98% in 6 months	44%	37%	53%	38%	40%	41%	42%	49%
100% in 9 months	59%	49%	61%	49%	53%	55%	56%	60%
<b>Civil (excl. RALJ)</b>								
Age (days)								
50% Cases Resolved by Day	85	111	79	78	52	46	47	56
90% Cases Resolved by Day	448	549	511	448	423	385	371	376
<b>Comparison with Court Standard of</b>								
90% in 12 months	85%	80%	83%	85%	86%	88%	89%	89%
98% in 18 months	93%	90%	91%	94%	94%	95%	96%	96%
100% in 24 months	97%	94%	96%	97%	97%	98%	98%	98%
<b>Domestic</b>								
Age (days)								
50% Cases Resolved by Day	195	170	189	210	209	191	179	194
90% Cases Resolved by Day	478	442	479	463	472	446	449	457
<b>Comparison with Court Standard of</b>								
90% in 8 months	59%	60%	57%	56%	55%	57%	60%	56%
98% in 10 months	70%	69%	68%	66%	66%	66%	71%	67%
100% in 14 months	85%	88%	85%	87%	86%	88%	88%	88%
<b>Probate</b>								
Age (days)								
50% Cases Resolved by Day	3	3	2	3	3	3	2	3
90% Cases Resolved by Day	42	41	34	27	44	25	35	44
<b>Comparison with Court Standard of</b>								
90% in 8 months	97%	98%	99%	99%	98%	99%	99%	98%
98% in 18 months	98%	99%	100%	100%	99%	100%	100%	100%
100% in 36 months	99%	100%	100%	100%	100%	100%	100%	100%
<b>Guardianship</b>								
Age (days)								
50% Cases Resolved by Day	53	53	50	62	62	62	62	62
90% Cases Resolved by Day	130	172	176	175	238	201	177	196
<b>Comparison with Court Standard of</b>								
90% in 8 months	97%	93%	95%	94%	90%	91%	94%	92%
98% in 18 months	98%	98%	99%	100%	100%	100%	98%	99%
100% in 36 months	98%	99%	100%	100%	100%	100%	100%	100%
<b>Adoption</b>								
Age (days)								
50% Cases Resolved by Day	58	37	64	69	63	69	36	42
90% Cases Resolved by Day	223	206	244	539	812	514	257	209
<b>Comparison with Court Standard of</b>								
90% in 8 months	91%	94%	90%	67%	76%	75%	87%	95%
98% in 10 months	92%	95%	94%	73%	80%	80%	92%	97%
100% in 14 months	94%	96%	97%	77%	82%	86%	94%	99%
<b>Parentage</b>								
Age (days)								
50% Cases Resolved by Day	149	204	214	169	200	161	149	165
90% Cases Resolved by Day	469	573	633	431	481	476	517	477
<b>Comparison with Court Standard of</b>								
90% in 8 months	76%	54%	53%	68%	61%	65%	71%	65%
98% in 10 months	83%	67%	69%	81%	71%	76%	76%	76%
100% in 14 months	88%	84%	82%	89%	78%	87%	87%	86%

Table 3 (cont.) Age of Resolved Cases

## King County Superior Court

Reporting Category	Age of Cases at Resolution							
	Q2/21	Q3/21	Q4/21	Q1/22	Q2/22	Q3/22	Q4/22	Q1/23
<b>ITA (civil commitment) *</b>								
Age (days)								
50% Cases Resolved by Day	12	11	12	11	14	11	13	10
90% Cases Resolved by Day	52	44	43	42	297	40	92	41
<b>Juvenile Dependency (DEP)</b>								
Age (days)								
50% Cases Resolved by Day	155	165	181	153	154	152	194	160
90% Cases Resolved by Day	554	468	529	303	430	422	523	557
<b>Comparison with Court Standard of</b>								
90% in 8 months	76%	70%	63%	81%	71%	71%	64%	69%
98% in 10 months	83%	80%	68%	90%	76%	77%	77%	79%
100% in 14 months	88%	87%	82%	92%	90%	89%	87%	83%
<b>Juvenile Termination (TER)</b>								
Age (days)								
50% Cases Resolved by Day	162	364	157	249	188	319	224	378
90% Cases Resolved by Day	784	882	580	746	336	887	830	806
<b>Comparison with Court Standard of</b>								
90% in 8 months	65%	34%	56%	48%	65%	45%	52%	46%
98% in 10 months	68%	45%	59%	60%	81%	48%	61%	50%
100% in 14 months	74%	56%	78%	65%	93%	58%	68%	50%
<b>Juv ARY/CHINS/OTHER</b>								
Age (days)								
50% Cases Resolved by Day	31	56	35	35	35	35	35	39
90% Cases Resolved by Day	267	898	339	132	275	219	181	288
<b>Comparison with Court Standard of</b>								
90% in 8 months	87%	65%	87%	98%	90%	92%	96%	87%
98% in 10 months	95%	69%	87%	98%	92%	95%	97%	91%
100% in 14 months	95%	71%	93%	100%	100%	100%	100%	94%
<b>Juvenile Truancy*</b>								
Age (days)								
50% Cases Resolved by Day	447	548	869	57	78	915	203	366
90% Cases Resolved by Day	519	896	1023	661	455	1220	320	421
<b>Juvenile Offender</b>								
Age (days)								
50% Cases Resolved by Day	169	294	263	229	181	142	118	136
90% Cases Resolved by Day	481	697	604	651	611	520	407	422
<b>Comparison with Court Standard of</b>								
90% in 4 months	30%	14%	21%	30%	36%	47%	52%	47%
98% in 6 months	51%	30%	28%	44%	48%	56%	65%	58%
100% in 9 months	70%	45%	52%	53%	70%	71%	81%	75%
<b>Criminal RALJ</b>								
Age (days)								
50% Cases Resolved by Day	480	545	108	251	211	215	307	227
90% Cases Resolved by Day	844	2247	373	523	287	386	532	490
<b>Civil RALJ</b>								
Age (days)								
50% Cases Resolved by Day	168	218	160	165	183	160	165	202
90% Cases Resolved by Day	186	661	265	339	289	204	224	292

\* No standard yet.

Table 4. Active Pending Caseload Statistics

King County Superior Court

Reporting Category		Q2/21	Q3/21	Q4/21	Q1/22	Q2/22	Q3/22	Q4/22	Q1/23
<b>Total (incl. RALJ)</b>									
Previous Pending	(+)	22831	22153	21128	19567	19610	19276	19684	20095
New Filing	(+)	10111	10316	9428	10783	11528	11234	10885	12228
Resolved	(-)	10674	10796	9970	10300	10916	10756	10218	11192
<b>End Pending</b>		<b>22153</b>	<b>21128</b>	<b>19567</b>	<b>19610</b>	<b>19276</b>	<b>19684</b>	<b>20095</b>	<b>20774</b>
<b>Resolution Rate*</b>		<b>1.056</b>	<b>1.047</b>	<b>1.057</b>	<b>0.955</b>	<b>0.947</b>	<b>0.957</b>	<b>0.939</b>	<b>0.915</b>
<b>Criminal (excl. RALJ)</b>									
Previous Pending	(+)	6024	5649	5510	4849	4808	4248	4222	4298
New Filing	(+)	1048	1203	1209	1196	1263	1199	1298	1353
Resolved	(-)	1505	1174	1439	1103	1236	1225	1121	1273
<b>End Pending</b>		<b>5649</b>	<b>5510</b>	<b>4849</b>	<b>4808</b>	<b>4248</b>	<b>4222</b>	<b>4298</b>	<b>4635</b>
<b>Resolution Rate*</b>		<b>1.494</b>	<b>1.079</b>	<b>1.190</b>	<b>0.922</b>	<b>0.979</b>	<b>1.022</b>	<b>0.864</b>	<b>0.941</b>
<b>Civil (excl. RALJ)</b>									
Previous Pending	(+)	7719	7741	6974	6234	6164	6270	6563	6799
New Filing	(+)	3438	3531	3076	3618	4062	4177	3937	4246
Resolved	(-)	3373	4051	3482	3631	3838	3838	3637	4000
<b>End Pending</b>		<b>7741</b>	<b>6974</b>	<b>6234</b>	<b>6164</b>	<b>6270</b>	<b>6563</b>	<b>6799</b>	<b>6762</b>
<b>Resolution Rate*</b>		<b>0.981</b>	<b>1.147</b>	<b>1.132</b>	<b>1.004</b>	<b>0.945</b>	<b>0.919</b>	<b>0.924</b>	<b>0.942</b>
<b>Domestic</b>									
Previous Pending	(+)	4446	4486	4526	4317	4270	4294	4359	4281
New Filing	(+)	1588	1720	1350	1466	1585	1600	1351	1689
Resolved	(-)	1579	1600	1471	1651	1489	1537	1419	1452
<b>End Pending</b>		<b>4486</b>	<b>4526</b>	<b>4317</b>	<b>4270</b>	<b>4294</b>	<b>4359</b>	<b>4281</b>	<b>4417</b>
<b>Resolution Rate*</b>		<b>0.994</b>	<b>0.930</b>	<b>1.090</b>	<b>1.126</b>	<b>0.939</b>	<b>0.961</b>	<b>1.050</b>	<b>0.860</b>
<b>Probate</b>									
Previous Pending	(+)	1201	1291	1285	1339	1233	1216	1302	1388
New Filing	(+)	1988	1873	1771	2071	1925	1930	1824	2100
Resolved	(-)	1927	1792	1669	1909	1877	1829	1712	2026
<b>End Pending</b>		<b>1291</b>	<b>1285</b>	<b>1339</b>	<b>1233</b>	<b>1216</b>	<b>1302</b>	<b>1388</b>	<b>1420</b>
<b>Resolution Rate*</b>		<b>0.969</b>	<b>0.957</b>	<b>0.942</b>	<b>0.922</b>	<b>0.975</b>	<b>0.948</b>	<b>0.939</b>	<b>0.965</b>
<b>Guardianship</b>									
Previous Pending	(+)	351	350	491	505	470	474	492	489
New Filing	(+)	184	212	286	230	242	248	238	279
Resolved	(-)	185	166	240	213	222	224	209	226
<b>End Pending</b>		<b>350</b>	<b>491</b>	<b>505</b>	<b>470</b>	<b>474</b>	<b>492</b>	<b>489</b>	<b>522</b>
<b>Resolution Rate*</b>		<b>1.005</b>	<b>0.783</b>	<b>0.839</b>	<b>0.926</b>	<b>0.917</b>	<b>0.903</b>	<b>0.878</b>	<b>0.810</b>
<b>Adoption</b>									
Previous Pending	(+)	269	280	269	260	272	234	265	259
New Filing	(+)	102	76	81	100	70	105	88	89
Resolved	(-)	89	83	86	85	99	71	100	75
<b>End Pending</b>		<b>280</b>	<b>269</b>	<b>260</b>	<b>272</b>	<b>234</b>	<b>265</b>	<b>259</b>	<b>266</b>
<b>Resolution Rate*</b>		<b>0.873</b>	<b>1.092</b>	<b>1.062</b>	<b>0.850</b>	<b>1.414</b>	<b>0.676</b>	<b>1.136</b>	<b>0.843</b>
<b>Parentage</b>									
Previous Pending	(+)	253	257	258	255	231	190	210	226
New Filing	(+)	102	104	92	87	72	91	97	74
Resolved	(-)	98	94	94	115	103	74	76	80
<b>End Pending</b>		<b>257</b>	<b>258</b>	<b>255</b>	<b>231</b>	<b>190</b>	<b>210</b>	<b>226</b>	<b>214</b>
<b>Resolution Rate*</b>		<b>0.961</b>	<b>0.904</b>	<b>1.022</b>	<b>1.322</b>	<b>1.431</b>	<b>0.813</b>	<b>0.784</b>	<b>1.081</b>
<b>ITA (civil commitment)</b>									
Previous Pending	(+)	453	379	428	535	633	337	405	282
New Filing	(+)	1349	1256	1241	1337	1476	1464	1388	1449
Resolved	(-)	1325	1144	1109	1261	1714	1426	1506	1471
<b>End Pending</b>		<b>379</b>	<b>428</b>	<b>535</b>	<b>633</b>	<b>337</b>	<b>405</b>	<b>282</b>	<b>274</b>
<b>Resolution Rate*</b>		<b>0.982</b>	<b>0.911</b>	<b>0.894</b>	<b>0.943</b>	<b>1.161</b>	<b>0.974</b>	<b>1.085</b>	<b>1.015</b>

\* A value of "Resolution Rate" less than one indicates the resolution pace is slower than the filing pace.

Table 4 (cont.) Active Pending Caseload Statistics

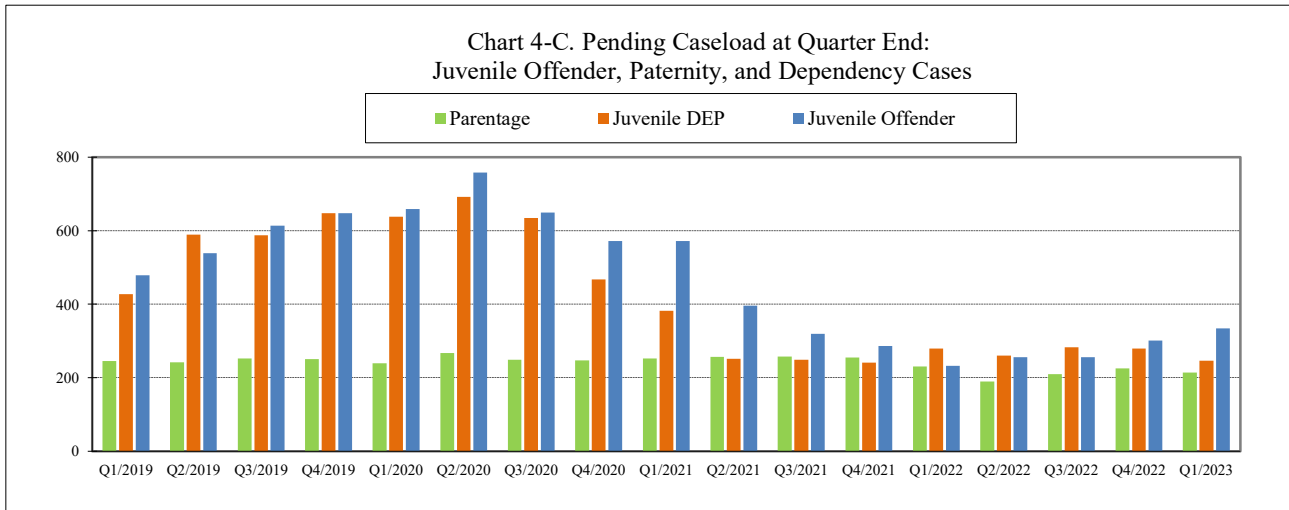
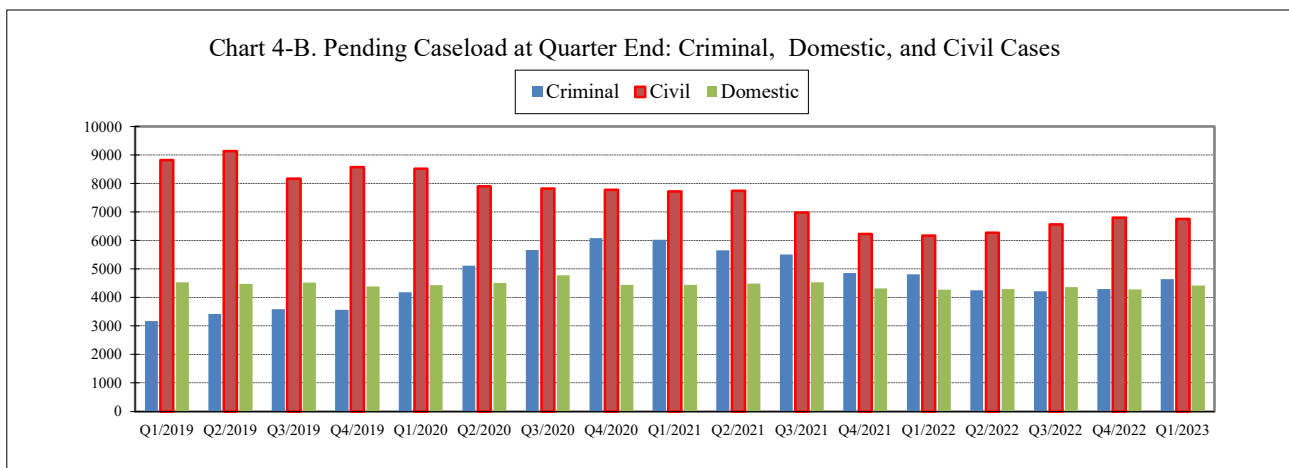
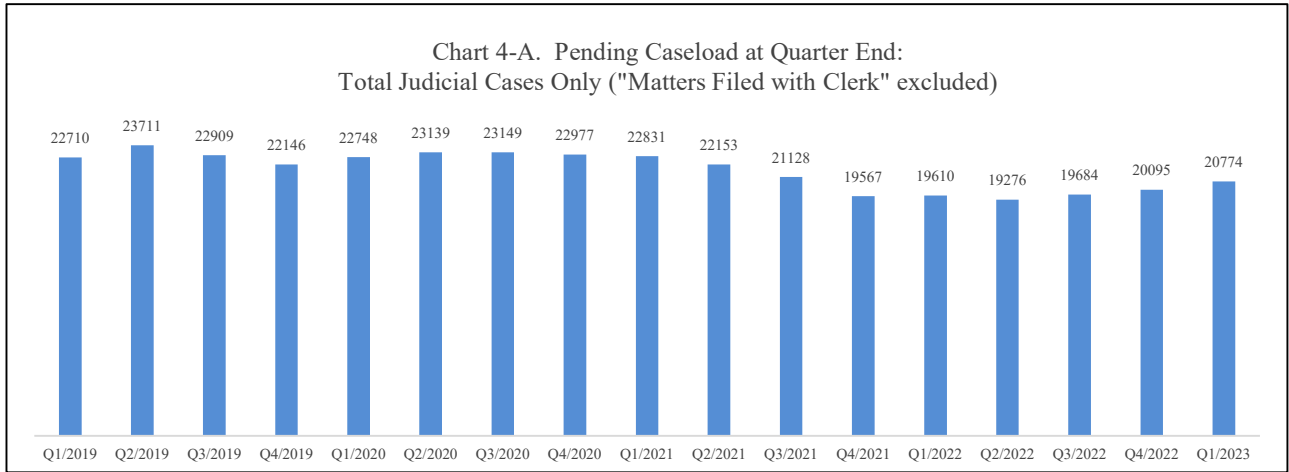
King County Superior Court

Reporting Category	Q2/21	Q3/21	Q4/21	Q1/22	Q2/22	Q3/22	Q4/22	Q1/23
<b>Juvenile Dependency (DEP)</b>								
Previous Pending (+)	382	252	249	241	279	260	283	279
New Filing (+)	95	101	87	129	89	92	75	105
Resolved (-)	108	86	71	78	105	66	75	71
<b>End Pending</b>	<b>252</b>	<b>249</b>	<b>241</b>	<b>279</b>	<b>260</b>	<b>283</b>	<b>279</b>	<b>247</b>
<b>Resolution Rate*</b>	<b>1.137</b>	<b>0.851</b>	<b>0.816</b>	<b>0.605</b>	<b>1.180</b>	<b>0.717</b>	<b>1.000</b>	<b>0.676</b>
<b>Juvenile Termination (TER)</b>								
Previous Pending (+)	354	345	278	248	224	232	241	265
New Filing (+)	51	75	31	39	49	44	56	45
Resolved (-)	69	99	41	60	43	31	31	48
<b>End Pending</b>	<b>345</b>	<b>278</b>	<b>248</b>	<b>224</b>	<b>232</b>	<b>241</b>	<b>265</b>	<b>205</b>
<b>Resolution Rate*</b>	<b>1.353</b>	<b>1.320</b>	<b>1.323</b>	<b>1.538</b>	<b>0.878</b>	<b>0.705</b>	<b>0.554</b>	<b>1.067</b>
<b>Juv ARY/CHINS/OTHERS</b>								
Previous Pending (+)	156	151	109	120	102	125	127	158
New Filing (+)	53	59	48	45	79	69	100	118
Resolved (-)	55	65	30	57	57	59	68	117
<b>End Pending</b>	<b>151</b>	<b>109</b>	<b>120</b>	<b>102</b>	<b>125</b>	<b>127</b>	<b>158</b>	<b>121</b>
<b>Resolution Rate*</b>	<b>1.038</b>	<b>1.102</b>	<b>0.625</b>	<b>1.267</b>	<b>0.722</b>	<b>0.855</b>	<b>0.680</b>	<b>0.992</b>
<b>Juvenile Truancy</b>								
Previous Pending (+)	558	479	361	307	625	1077	900	999
New Filing (+)	4	0	57	336	471	64	250	459
Resolved (-)	75	116	111	17	20	241	151	179
<b>End Pending</b>	<b>479</b>	<b>361</b>	<b>307</b>	<b>625</b>	<b>1077</b>	<b>900</b>	<b>999</b>	<b>1275</b>
<b>Resolution Rate*</b>	<b>18.750</b>	<b>N/A</b>	<b>1.947</b>	<b>0.051</b>	<b>0.042</b>	<b>3.766</b>	<b>0.604</b>	<b>0.390</b>
<b>Juvenile Offender</b>								
Previous Pending (+)	572	396	319	286	233	256	256	301
New Filing (+)	81	70	78	100	119	127	152	194
Resolved (-)	197	140	110	89	84	107	94	156
<b>End Pending</b>	<b>396</b>	<b>319</b>	<b>286</b>	<b>233</b>	<b>256</b>	<b>256</b>	<b>301</b>	<b>334</b>
<b>Resolution Rate*</b>	<b>2.432</b>	<b>2.000</b>	<b>1.410</b>	<b>0.890</b>	<b>0.706</b>	<b>0.843</b>	<b>0.618</b>	<b>0.804</b>
<b>Criminal RALJ</b>								
Previous Pending (+)	46	46	34	40	37	31	36	42
New Filing (+)	13	19	12	11	9	17	16	14
Resolved (-)	15	31	5	14	15	12	9	11
<b>End Pending</b>	<b>46</b>	<b>34</b>	<b>40</b>	<b>37</b>	<b>31</b>	<b>36</b>	<b>42</b>	<b>46</b>
<b>Resolution Rate*</b>	<b>1.154</b>	<b>1.632</b>	<b>0.417</b>	<b>1.273</b>	<b>1.667</b>	<b>0.706</b>	<b>0.563</b>	<b>0.786</b>
<b>Civil RALJ</b>								
Previous Pending (+)	47	51	37	31	29	32	23	29
New Filing (+)	15	17	9	18	17	7	15	14
Resolved (-)	13	31	12	17	14	16	10	7
<b>End Pending</b>	<b>51</b>	<b>37</b>	<b>31</b>	<b>29</b>	<b>32</b>	<b>23</b>	<b>29</b>	<b>36</b>
<b>Resolution Rate*</b>	<b>0.867</b>	<b>1.824</b>	<b>1.333</b>	<b>0.944</b>	<b>0.824</b>	<b>2.286</b>	<b>0.667</b>	<b>0.500</b>

\* A value of "Resolution Rate" less than one indicates the resolution pace is slower than the filing pace.

Table 4-A. Active Re-opened Cases and Modification Cases

Reporting Category	Q2/21	Q3/21	Q4/21	Q1/22	Q2/22	Q3/22	Q4/22	Q1/23
<b>Re-opened without disposition</b>	<b>378</b>	<b>445</b>	<b>543</b>	<b>590</b>	<b>654</b>	<b>713</b>	<b>806</b>	<b>824</b>
<b>Modification without disposition</b>	<b>531</b>	<b>504</b>	<b>485</b>	<b>487</b>	<b>531</b>	<b>503</b>	<b>501</b>	<b>508</b>



Note: "Civil" is specifically defined in this report. The category of "Civil" does **not** include the following case types: domestic, probate, guardianship, adoption, Parentage, mental illness, juvenile cases (dependency, at-risk youth, child-in-need of service), civil RALJ, and tax filings that don't require judicial resources ("matters filed with clerk"). Please check the Appendix for the cause codes in the "General Civil" category.

Table 5. Age of Pending Cases

King County Superior Court

Reporting Category	Age of Pending Cases and # of Cases in Each Age Interval							
	Q2/21	Q3/21	Q4/21	Q1/22	Q2/22	Q3/22	Q4/22	Q1/23
<b>Criminal (excl. RALJ): # of Cases</b>	<b>5649</b>	<b>5510</b>	<b>4849</b>	<b>4808</b>	<b>4248</b>	<b>4222</b>	<b>4298</b>	<b>4635</b>
<b>Age (days)</b>								
Median (50 percentile)	269	287	276	257	235	232	222	198
90 percentile	609	645	687	751	766	786	796	767
<b># of Cases in Age Interval</b>								
0 - 60 days (0 - 2 months)	877	946	819	861	861	823	860	1137
61 - 120 days (3 - 4 months)	629	527	576	538	538	559	583	595
121 - 180 days (5 - 6 months)	581	494	471	494	494	405	442	466
181 - 270 days (7 - 9 months)	744	693	543	581	581	559	522	589
> 270 days (> 9 months)	2818	2850	2440	2334	2334	1876	1891	1848
<b>Civil (excl. RALJ): # of Cases</b>	<b>7741</b>	<b>6974</b>	<b>6234</b>	<b>6164</b>	<b>6270</b>	<b>6563</b>	<b>6799</b>	<b>6762</b>
<b>Age (days)</b>								
Median (50 percentile)	206	196	198	175	155	151	165	164
90 percentile	682	704	694	695	645	640	629	597
<b># of Cases in Age Interval</b>								
0 - 120 days (0 - 4 months)	2617	2467	2148	2433	2653	2769	2658	2751
121 - 240 days (5 - 8 months)	1619	1513	1450	1320	1363	1492	1675	1582
241 - 360 days (9 - 12 months)	1123	961	964	917	861	915	1033	1074
361 - 540 days (13 - 18 months)	1074	690	672	616	565	575	606	581
541 - 720 days (19 - 24 months)	620	700	459	284	278	250	251	253
> 720 days (> 24 months)	688	643	541	594	550	562	576	521
<b>Domestic: # of Cases</b>	<b>4486</b>	<b>4526</b>	<b>4317</b>	<b>4270</b>	<b>4294</b>	<b>4359</b>	<b>4281</b>	<b>4417</b>
<b>Age (days)</b>								
Median (50 percentile)	148	148	162	163	143	144	159	151
90 percentile	644	676	673	640	564	549	577	556
<b># of Cases in Age Interval</b>								
0 - 120 days (0 - 4 months)	1968	1984	1684	1699	1915	1937	1690	1918
121 - 240 days (5 - 8 months)	956	1078	1149	1125	950	1092	1149	1083
241 - 360 days (9 - 12 months)	665	550	672	656	661	552	671	665
361 - 540 days (13 - 18 months)	336	312	290	288	327	331	316	296
> 540 days (> 18 months)	561	602	522	502	441	447	455	455
<b>Probate: # of Cases</b>	<b>1291</b>	<b>1285</b>	<b>1339</b>	<b>1233</b>	<b>1216</b>	<b>1302</b>	<b>1388</b>	<b>1420</b>
<b>Age (days)</b>								
Median (50 percentile)	267	339	382	372	428	415	438	490
90 percentile	1602	1694	1761	1899	2004	2034	2070	2141
<b># of Cases in Age Interval</b>								
0 - 120 days (0 - 4 months)	414	337	345	351	337	329	354	346
121 - 240 days (5 - 8 months)	192	184	164	153	129	171	152	163
241 - 360 days (9 - 12 months)	134	146	143	108	112	105	141	117
361 - 540 days (13 - 18 months)	123	138	157	97	78	106	119	116
> 540 days (> 18 months)	428	480	530	524	560	591	622	678
<b>Guardianship: # of Cases</b>	<b>350</b>	<b>491</b>	<b>505</b>	<b>470</b>	<b>474</b>	<b>492</b>	<b>489</b>	<b>522</b>
<b>Age (days)</b>								
Median (50 percentile)	230	162	179	192	221	214	233	235
90 percentile	1315	1176	1188	1150	1227	1209	1382	1173
<b># of Cases in Age Interval</b>								
0 - 120 days (0 - 4 months)	126	213	203	183	183	189	180	216
121 - 240 days (5 - 8 months)	53	85	81	81	63	68	70	50
241 - 360 days (9 - 12 months)	32	40	59	59	68	50	35	42
361 - 540 days (13 - 18 months)	62	49	39	43	42	46	56	42
> 540 days (> 18 months)	77	104	123	104	118	139	148	172

Table 5 (cont.). Age of Pending Cases

King County Superior Court

Reporting Category	Age of Pending Cases and # of Cases in Each Age Interval							
	Q2/21	Q3/21	Q4/21	Q1/22	Q2/22	Q3/22	Q4/22	Q1/23
<b>Adoption: # of Cases</b>	<b>280</b>	<b>269</b>	<b>260</b>	<b>272</b>	<b>234</b>	<b>265</b>	<b>259</b>	<b>266</b>
<b>Age (days)</b>								
Median (50 percentile)	350	448	561	471	606	393	452	509
90 percentile	1396	1495	1589	1663	1771	1846	1952	2028
<b># of Cases in Age Interval</b>								
0 - 120 days (0 - 4 months)	75	56	50	74	55	82	60	56
121 - 240 days (5 - 8 months)	47	37	22	29	30	29	39	33
241 - 360 days (9 - 12 months)	20	34	27	19	11	18	19	25
361 - 540 days (13 - 18 months)	21	13	29	23	14	12	16	24
> 540 days (> 18 months)	117	129	132	127	124	124	125	128
<b>Parentage: # of Cases</b>	<b>257</b>	<b>258</b>	<b>255</b>	<b>231</b>	<b>190</b>	<b>210</b>	<b>226</b>	<b>214</b>
<b>Age (days)</b>								
Median (50 percentile)	153	147	150	154	153	139	115	142
90 percentile	525	518	425	429	450	457	422	470
<b># of Cases in Age Interval</b>								
0 - 120 days (0 - 4 months)	108	115	113	98	80	97	116	92
121 - 240 days (5 - 8 months)	67	65	64	55	50	43	48	61
241 - 360 days (9 - 12 months)	39	36	42	35	27	37	29	26
361 - 540 days (13 - 18 months)	21	17	18	28	22	20	20	24
> 540 days (> 18 months)	22	25	18	15	11	13	13	11
<b>ITA (civil commitment): # of Cases</b>	<b>379</b>	<b>428</b>	<b>535</b>	<b>633</b>	<b>337</b>	<b>405</b>	<b>282</b>	<b>274</b>
<b>Age (days)</b>								
Median (50 percentile)	30	60	93	116	39	52	25	25
90 percentile	304	382	466	536	154	241	257	346
<b># of Cases in Age Interval</b>								
0 - 120 days (0 - 4 months)	268	290	316	325	267	271	228	213
121 - 240 days (5 - 8 months)	24	41	117	136	64	93	21	22
> 240 days (> 8 months)	87	97	102	172	6	41	33	39
<b>Juv Dependency (DEP): # of Cases</b>	<b>252</b>	<b>249</b>	<b>241</b>	<b>279</b>	<b>260</b>	<b>283</b>	<b>279</b>	<b>247</b>
<b>Age (days)</b>								
Median (50 percentile)	172	150	158	129	135	169	180	136
90 percentile	757	674	575	501	577	591	681	388
<b># of Cases in Age Interval</b>								
0 - 60 days (0 - 2 months)	46	58	48	96	58	61	50	70
61 - 120 days (3 - 4 months)	46	56	41	41	59	46	44	44
121 - 180 days (5 - 6 months)	38	27	49	26	37	44	46	36
181 - 270 days (7 - 9 months)	40	31	33	40	30	49	35	43
> 270 days (> 9 months)	82	77	70	76	76	83	104	54
<b>Juv Termination (TER): # of Cases</b>	<b>345</b>	<b>278</b>	<b>248</b>	<b>224</b>	<b>232</b>	<b>241</b>	<b>265</b>	<b>205</b>
<b>Age (days)</b>								
Median (50 percentile)	436	329	411	471	550	450	464	232
90 percentile	1231	1393	1520	1624	1715	1793	1866	961
<b># of Cases in Age Interval</b>								
0 - 60 days (0 - 2 months)	36	48	18	23	29	32	36	31
61 - 120 days (3 - 4 months)	22	31	21	9	24	18	28	30
121 - 180 days (5 - 6 months)	14	18	33	15	7	24	26	25
181 - 270 days (7 - 9 months)	50	14	26	38	10	13	25	26
> 270 days (> 9 months)	223	167	150	139	162	154	150	93
<b>ARY/CHINS/OTHER: # of Cases</b>	<b>151</b>	<b>109</b>	<b>120</b>	<b>102</b>	<b>125</b>	<b>127</b>	<b>158</b>	<b>121</b>
<b>Age (days)</b>								
Median (50 percentile)	944	959	585	962	336	366	166	116
90 percentile	1359	1451	1543	1633	1722	1814	1858	1921
<b># of Cases in Age Interval</b>								
0 - 60 days (0 - 2 months)	19	28	21	16	33	38	42	52
61 - 120 days (3 - 4 months)	5	5	21	6	16	8	25	12
121 - 180 days (5 - 6 months)	5	5	8	7	3	9	15	6
181 - 270 days (7 - 9 months)	8	2	6	12	5	4	8	7
> 270 days (> 9 months)	114	69	64	61	68	68	68	44

Table 5 (cont.). Age of Pending Cases

King County Superior Court

Reporting Category	Age of Pending Cases and # of Cases in Each Age Interval							
	Q2/21	Q3/21	Q4/21	Q1/22	Q2/22	Q3/22	Q4/22	Q1/23
<b>Juvenile Truancy: # of Cases</b>	<b>479</b>	<b>361</b>	<b>307</b>	<b>625</b>	<b>1077</b>	<b>900</b>	<b>999</b>	<b>1275</b>
<b>Age (days)</b>								
Median (50 percentile)	603	700	711	80	105	165	235	155
90 percentile	896	988	1080	1108	988	297	355	410
<b># of Cases in Age Interval</b>								
0 - 60 days (0 - 2 months)	4	0	52	251	323	40	183	336
61 - 120 days (3 - 4 months)	0	2	4	105	273	167	55	188
121 - 180 days (5 - 6 months)	0	2	0	22	187	292	43	146
181 - 270 days (7 - 9 months)	0	0	4	0	49	295	378	40
> 270 days (> 9 months)	475	357	247	247	245	106	340	565
<b>Juvenile Offender: # of Cases</b>	<b>396</b>	<b>319</b>	<b>286</b>	<b>233</b>	<b>256</b>	<b>256</b>	<b>301</b>	<b>334</b>
<b>Age (days)</b>								
Median (50 percentile)	254	275	241	140	114	122	122	81
90 percentile	800	892	1018	581	585	549	424	372
<b># of Cases in Age Interval</b>								
0 - 60 days (0 - 2 months)	54	44	50	66	73	71	86	138
61 - 120 days (3 - 4 months)	49	39	37	39	63	54	62	48
121 - 180 days (5 - 6 months)	43	27	29	34	32	40	36	51
181 - 270 days (7 - 9 months)	59	46	35	24	24	37	53	39
> 270 days (> 9 months)	191	163	135	70	64	54	64	58
<b>Criminal RALJ: # of Cases</b>	<b>46</b>	<b>34</b>	<b>40</b>	<b>37</b>	<b>31</b>	<b>36</b>	<b>42</b>	<b>46</b>
<b>Age (days)</b>								
Median (50 percentile)	268	74	132	148	156	107	109	149
90 percentile	2071	393	471	284	364	425	328	344
<b># of Cases in Age Interval</b>								
0 - 60 days (0 - 2 months)	6	15	9	8	8	9	11	7
61 - 120 days (3 - 4 months)	7	6	7	6	2	10	11	9
121 - 180 days (5 - 6 months)	4	4	10	8	8	5	9	12
181 - 270 days (7 - 9 months)	6	2	6	10	4	4	4	11
> 270 days (> 9 months)	23	7	8	5	9	8	7	7
<b>Civil RALJ: # of Cases</b>	<b>51</b>	<b>37</b>	<b>31</b>	<b>29</b>	<b>32</b>	<b>23</b>	<b>29</b>	<b>36</b>
<b>Age (days)</b>								
Median (50 percentile)	134	102	116	64	95	131	80	101
90 percentile	615	233	318	303	197	470	562	471
<b># of Cases in Age Interval</b>								
0 - 60 days (0 - 2 months)	11	13	5	13	11	4	12	10
61 - 120 days (3 - 4 months)	9	9	11	6	9	7	5	11
121 - 180 days (5 - 6 months)	11	7	6	3	8	6	2	7
181 - 270 days (7 - 9 months)	6	5	5	3	1	2	4	1
> 270 days (> 9 months)	14	3	4	4	3	4	6	7



Table 6. Seattle vs. Regional Justice Center (KNT): Filing, Resolution, Pending Caseload (%)

King County Superior Court

	Q1/22		Q2/22		Q3/22		Q4/22		Q1/23	
	SEA	KNT	SEA	KNT	SEA	KNT	SEA	KNT	SEA	KNT
<b>Filings Total</b>	<b>67%</b>	<b>33%</b>	<b>65%</b>	<b>35%</b>	<b>67%</b>	<b>33%</b>	<b>67%</b>	<b>33%</b>	67%	33%
Criminal (excl. RALJ)	62%	38%	61%	39%	64%	36%	61%	39%	67%	33%
Civil (excl. RALJ)	60%	40%	59%	41%	58%	42%	59%	41%	57%	43%
Domestic	61%	39%	63%	38%	60%	40%	62%	38%	62%	38%
Probate	73%	27%	71%	29%	71%	29%	71%	29%	72%	28%
Guardianship	45%	55%	52%	48%	57%	43%	53%	47%	52%	48%
Adoption	80%	20%	71%	29%	70%	30%	81%	19%	84%	16%
Parentage	44%	56%	39%	61%	47%	53%	45%	55%	45%	55%
ITA (civil commitment)	100%	---	100%	--	100%	--	100%	--	100%	--
Juv. Dependency (DEP)	56%	44%	61%	39%	55%	45%	82%	18%	78%	22%
Juv. Termination (TER)	51%	49%	49%	51%	59%	41%	77%	23%	67%	33%
Juvenile ARY/CHINS/Other	49%	51%	58%	42%	54%	46%	45%	55%	60%	40%
Juvenile Truancy	36%	64%	23%	77%	17%	83%	46%	54%	38%	62%
Juvenile Offender	100%	---	100%	--	100%	--	100%	--	100%	--
Criminal RALJ	55%	46%	89%	11%	53%	47%	69%	31%	71%	29%
Civil RALJ	89%	11%	82%	18%	86%	14%	73%	27%	86%	14%
<b>Resolution Total</b>	<b>66%</b>	<b>34%</b>	<b>67%</b>	<b>33%</b>	<b>67%</b>	<b>33%</b>	<b>67%</b>	<b>33%</b>	<b>66%</b>	<b>34%</b>
Criminal (excl. RALJ)	55%	45%	53%	47%	56%	44%	59%	41%	60%	40%
Civil (excl. RALJ)	59%	41%	60%	41%	58%	42%	58%	42%	58%	42%
Domestic	61%	39%	61%	39%	61%	39%	61%	39%	59%	41%
Probate	72%	28%	71%	29%	72%	28%	71%	29%	71%	29%
Guardianship	57%	43%	53%	47%	55%	45%	53%	47%	55%	45%
Adoption	68%	32%	82%	18%	73%	27%	71%	29%	84%	16%
Parentage	45%	55%	39%	61%	41%	59%	40%	60%	46%	54%
ITA (civil commitment)	100%	---	100%	--	100%	--	100%	--	100%	--
Juv. Dependency (DEP)	60%	40%	60%	40%	67%	33%	59%	41%	69%	31%
Juv. Termination (TER)	65%	35%	54%	47%	52%	48%	52%	48%	58%	42%
Juvenile ARY/CHINS/Other	54%	46%	53%	47%	58%	42%	49%	51%	49%	51%
Juvenile Truancy	35%	65%	30%	70%	79%	21%	25%	75%	22%	78%
Juvenile Offender	100%	---	100%	--	100%	--	100%	--	100%	--
Criminal RALJ	71%	29%	80%	20%	75%	25%	89%	11%	73%	27%
Civil RALJ	77%	24%	86%	14%	81%	19%	90%	10%	86%	14%
<b>Pending Total</b>	<b>64%</b>	<b>36%</b>	<b>62%</b>	<b>38%</b>	<b>62%</b>	<b>38%</b>	<b>63%</b>	<b>37%</b>	<b>63%</b>	<b>37%</b>
Criminal (excl. RALJ)	57%	43%	57%	43%	59%	41%	59%	41%	62%	38%
Civil (excl. RALJ)	67%	33%	67%	33%	67%	33%	67%	33%	67%	33%
Domestic	59%	41%	60%	41%	59%	41%	59%	41%	60%	40%
Probate	70%	30%	71%	29%	70%	30%	70%	30%	71%	29%
Guardianship	57%	43%	58%	42%	58%	42%	59%	41%	57%	43%
Adoption	72%	28%	68%	32%	67%	33%	70%	30%	70%	30%
Parentage	32%	68%	30%	71%	34%	66%	36%	64%	36%	64%
ITA (civil commitment)	100%	---	100%	--	100%	--	100%	--	100%	--
Juv. Dependency (DEP)	63%	37%	63%	37%	59%	41%	65%	35%	72%	28%
Juv. Termination (TER)	65%	35%	64%	36%	64%	36%	69%	31%	69%	31%
Juvenile ARY/CHINS/Other	56%	44%	59%	41%	57%	43%	54%	46%	69%	31%
Juvenile Truancy	57%	43%	43%	57%	32%	68%	36%	64%	39%	61%
Juvenile Offender	100%	---	100%	--	100%	--	100%	--	100%	--
Criminal RALJ	73%	27%	74%	26%	64%	36%	62%	38%	63%	37%
Civil RALJ	93%	7%	88%	13%	91%	9%	83%	17%	83%	17%

Excluding Cases filed with the Clerk

Table 7. Quarterly Utilization of Pro Tem Judges/Commissioners <sup>(1)</sup>

Category	Q4/20	Q1/21	Q2/21	Q3/21	Q4/21	Q1/22	Q2/22	Q3/22	Q4/22	Q1/23
<b>Grand Total</b>	<b>2316</b>	<b>985</b>	<b>1750</b>	<b>1876</b>	<b>1880</b>	<b>900</b>	<b>2166</b>	<b>2012</b>	<b>1135</b>	<b>1543</b>
<b>FTE Equivalent <sup>(2)</sup></b>	<b>5.1</b>	<b>2.2</b>	<b>3.9</b>	<b>4.2</b>	<b>4.2</b>	<b>2.0</b>	<b>4.8</b>	<b>4.5</b>	<b>2.5</b>	<b>3.4</b>
<b>By Work Type</b>										
Pro Tem Judge	305	44	155	263	167	122	135	126	156	93
Pro Tem Commissioner	2011	941	1595	1613	1713	778	2031	1886	979	1450
<b>By Location</b>										
KCCH	1355	535	738	960	769	265	980	763	446	830
MRJC	543	228	580	282	513	256	468	687	285	480
Juvenile	277	205	203	373	212	144	305	391	224	134
ITA	142	17	229	259	272	145	376	126	180	98
Other or Unspecified	0	0	0	0	115	91	38	46	0	0
<b>By Calendar Type</b>										
Criminal	70	25	109	233	18	12	50	40	51	16
Civil	1	0	6	3	0	0	0	0	0	3
Ex Parte	371	118	281	444	202	187	475	280	253	340
Family Law/Domestic	1267	620	907	563	1062	321	922	1129	427	944
Dependency	231	185	178	346	177	125	257	351	119	68
Juvenile Offender	42	20	25	27	35	20	48	28	102	55
BECCA	4	0	0	0	0	0	0	12	3	12
ITA	142	17	229	259	272	145	376	126	180	98
Juvenile Drug Court	0	0	0	0	0	0	0	0	0	0
Family Treatment Court	0	0	0	0	0	0	0	0	0	0
Plea Calendar	182	0	11	0	0	0	0	0	0	0
Status/Non-Compliance	0	0	0	0	0	0	0	0	0	0
Other or Unspecified	7	0	0	0	115	91	0	46	0	8
<b>By Reason</b>										
Vacation Backfill	1072	29	118	208	22	20	14	34	135	82
Medical Backfill	392	941	1588	1595	1696	778	2031	1891	982	1461
Duty Time	317	15	38	55	30	12	83	34	18	0
Conference Coverage	0	0	8	18	17	0	0	7	0	0
Congestion	429	0	0	0	0	0	0	0	0	0
Vacancy Coverage	63	0	0	0	0	0	0	0	0	0
Other or Unspecified	44	0	0	0	115	91	38	46	0	0

(1) This table is based on the time sheet for compensation

(2) Judge FTE Equivalent = # of hours / [7.5 hours/day \* 20 days/month \* 3 months] = # of hours/450.

*Data for the most current quarter are incomplete at reporting time and will be updated in next quarterly report.*

*The Pro Tem hours are provided quarterly by the Administrative Services Department of King County Superior Court.*

Table 8. Ex Parte and Family Law Hearings and Documents Signed

<b>Ex Parte: Hearings Held and Documents Signed</b>								
	<b>2022Q2</b>		<b>2022Q3</b>		<b>2022Q4</b>		<b>2023Q1</b>	
	<b>Hearings</b>	<b>Documents Signed</b>	<b>Hearings</b>	<b>Documents Signed</b>	<b>Hearings</b>	<b>Documents Signed</b>	<b>Hearings</b>	<b>Documents Signed</b>
<b>KNT (EXP04/05)</b>								
Civil	277	725	251	971	236	934	286	627
Domestic	45	401	56	239	43	218	28	175
Probate/Guardianship	355	246	342	388	358	449	370	352
Adoption/Paternity	18	47	21	47	56	89	16	35
Ex Parte Judge Panel (EXP08)		462		495		409		468
Ex Parte Via Clerk (EXP06)		2969		3144		2958		3262
<b>KNT Subtotal</b>	<b>695</b>	<b>4850</b>	<b>670</b>	<b>5284</b>	<b>693</b>	<b>5057</b>	<b>700</b>	<b>4919</b>
<b>SEA (EXP01/02)</b>								
Civil	384	689	459	992	441	1018	357	884
Domestic	57	389	82	304	51	198	65	254
Probate/Guardianship	805	866	755	936	714	865	758	851
Adoption/Paternity	63	182	46	126	68	158	72	189
Ex Parte Judge Panel (EXP08)		1270		1128		1082		1063
Ex Parte Via Clerk (EXP07)		6604		6715		6602		7171
<b>SEA Total</b>	<b>1309</b>	<b>10000</b>	<b>1342</b>	<b>10201</b>	<b>1274</b>	<b>9923</b>	<b>1252</b>	<b>10412</b>
<b>KNT/SEA Total</b>	<b>2004</b>	<b>14850</b>	<b>2012</b>	<b>15485</b>	<b>1967</b>	<b>14980</b>	<b>1952</b>	<b>15331</b>
<b>FAMILY LAW: Hearings Held and Documents Signed</b>								
	<b>2022Q2</b>		<b>2022Q3</b>		<b>2022Q4</b>		<b>2023Q1</b>	
	<b>Hearings</b>	<b>Documents Signed</b>	<b>Hearings</b>	<b>Documents Signed</b>	<b>Hearings</b>	<b>Documents Signed</b>	<b>Hearings</b>	<b>Documents Signed</b>
<b>KNT (FAM02)</b>								
Civil	979	1022	910	978	890	916	1011	845
Domestic	350	930	370	956	315	848	303	880
Adoption/Paternity	105	306	101	273	94	254	59	258
<b>KNT Subtotal</b>	<b>1434</b>	<b>2258</b>	<b>1381</b>	<b>2207</b>	<b>1299</b>	<b>2018</b>	<b>1373</b>	<b>1983</b>
<b>SEA (FAM01)</b>								
Civil	814	900	899	977	812	870	789	954
Domestic	500	1102	472	1068	465	962	406	962
Adoption/Paternity	20	162	38	167	33	143	36	209
<b>SEA Total</b>	<b>1334</b>	<b>2164</b>	<b>1409</b>	<b>2212</b>	<b>1310</b>	<b>1975</b>	<b>1231</b>	<b>2125</b>
<b>KNT/SEA Total</b>	<b>2768</b>	<b>4422</b>	<b>2790</b>	<b>4419</b>	<b>2609</b>	<b>3993</b>	<b>2604</b>	<b>4108</b>

## Appendix Glossary and Definition

### **Active Status**

A case is active if it is not on suspense status (see Suspense Status).

### **Adoption and Parentage Cases (case type 5)**

ADP - Adoption  
CFI - Confidential Intermediary  
CHN - Confidential Change of Name  
DIP - Disestablishment of Parentage  
MDS - Modification/Support Only  
MOD - Modification  
MSC - Miscellaneous  
OAA - Open Adoption Agreement  
PAD - De Facto Parentage  
PAG - Pre Birth Establish Parentage Genetic  
PAS - Establish Parentage Gestational Surrogacy  
PAT - Parentage  
PPR - Initial Pre Placement Report  
PRC - Parentage Rescission/Challenge  
PUR - Parentage (URES/UFSA)  
REL - Relinquishment  
ROB - Relocation Objection  
TER - Termination of Parental Rights

### **Case**

A case is defined as a filing with an assigned case number.

### **Civil Cases (case type 2, no RALJ)**

ALR - Administrative Law Review  
ALRLI - L&I Administrative Law Review  
AOD - Assurance of Discontinuance  
ASB - Asbestos  
ASP - Asbestos Personal Injury  
ASW - Asbestos Wrongful Death  
BAT - Petition to Appeal/Amend Ballot Title  
CAA - Motion to Confirm/Compel Arbitration Award  
CHN - Non Confidential Change of Name  
COL - Collection  
COM - Commercial  
CON - Condemnation  
CRP - Certificate of Restoration of Opportunity  
CRR - Petition for Certificate of Rehabilitation  
DOL - Appeal Licensing Revocation  
DSF - Notice of Deposit of Surplus Funds from Trustee's Sale of Real Property  
DVP - Domestic Violence  
ECP - Enforcement of Canadian Protection Order  
EOM - Emancipation of Minor  
FOR - Foreclosure  
FPO - Foreign Protection Order  
FVL - Motion to Show Cause /Fruivolous Lien  
HAR - Unlawful Harassment  
HSI - Application for Health & Safety Inspection  
INJ - Injunction  
IPL - Complaint for Interpleader  
LUP - Land Use Petition  
MAL - Other Malpractice  
MED - Medical Malpractice  
MER - Meretricious Relationships  
MHA - Malicious Harassment  
MSC - Miscellaneous  
MST - Minor Settlement  
MWP - Minor Work Permit  
NJF - Non Judicial Filing  
OSS - Petition to Issue Out of State Subpoena  
PBC - Petition for Birth Certificate Change  
PBJ - Petition for Justification /Bail Bond Company  
PCC - Petition for Civil Commitment  
PFA - Property Fairness Act  
PIN - Personal Injury

PPT - Petition for Perpetuation of Testimony  
PRA - Public Records Act  
PRG - Property Damage /Gangs  
PRP - Property Damage  
PVO - Petition for Vehicle Ownership  
QTI - Quiet Title  
RCV - Petition to Appoint Receiver  
RDR - Relief from Duty to Register  
RFR - Restoration of Firearms Rights  
RRC - Remove Restricted Covenant  
SCA - Small Claims Appeal  
SDR - School District /Required Action Plan  
SER - Subdivision Election Process Law Review  
SPC - Seizure of Property From Commission of a Crime  
SPR - Seizure of Property Resulting From a Crime  
STK - Stalking Protection  
SXP - Sexual Assault Protection  
TMV - Tort /Motor Vehicle  
TSS - Petition for Approval of Transfer of Structured Settlement  
TTO - Tort /Other  
UND - Unlawful Detainer  
VAP - Vulnerable Adult Protection Order  
VEP - Voter Election Process Law Review  
VVT - Victims of Motor Vehicle Theft /Civil Action  
WDE - Wrongful Death  
WHC - Writ of Habeas Corpus  
WMW - Miscellaneous Writs  
WRM - Writ of Mandamus  
WRR - Writ of Restitution  
WRV - Writ of Review  
XRP - Extreme Risk Protection Order

### **Civil Matters Filed with Clerk (case type 2)**

ABJ - Abstract of Judgment  
FJU - Foreign Judgment  
TAX - Tax Warrants  
TRJ - Transcript of Judgment  
CFJ - Petition for Order Granting Judgment on Confession of Judgment

### **Civil RALJ Cases (case type 2)**

LCA - Lower Court Appeal /Civil  
LCI - Lower Court Appeal /Infractions

### **Completion**

A case is completed if dispositive document is filed with the court following resolution.

### **Criminal Cases (case type 1, no RALJ)**

Adult criminal cases, excluding appeals from courts of limited jurisdiction. This reporting category includes the following crime categories within SCOMIS case type 1:

Homicide  
Sex Crime  
Robbery  
Assault  
Theft/Burglary  
Motor Vehicle Theft  
Controlled Substance  
Others

### **Criminal RALJ Cases (case type 1)**

CRJ - Criminal RALJ

### ***Domestic Cases (case type 3)***

CIR - Committed Intimate Relationship  
CUS - Child Custody  
DIC - Dissolution w/ Children  
DIN - Dissolution no Children  
DIS - Dissolution  
DPC - Dissolution of Domestic Partnership w/ Children  
DPN - Dissolution of Domestic Partnership /No Children  
FJU - Out of State Support Registration /Foreign Judgment  
INC - Annulment /Inv of Marriage w/ Children  
IND - Annulment /Inv of Domestic Partnership w/ Children  
INP - Invalidity, Domestic Partnership  
INV - Annulment /Invalidity  
MDS - Modification/Support Only  
MOD - Modification  
MSC - Miscellaneous  
MWA - Mandatory Wage Assignment  
OSC - Out of State Custody  
PPS - Parenting Plan / Child Support  
PSO - Petition for Entry of KC Support Order  
RCV - Relative Child Visitation  
RIC - Reciprocal, Resp in County  
ROB - Relocation /Objection  
ROC - Reciprocal, Resp out of County  
RVC - Relative Child Visits  
SDC - Legal Separation, Domestic Partnership w/ Children  
SEC - Legal Separation w/ Children  
SEP - Legal Separation  
SPD - Legal Separation, Domestic Partnership /No Children  
TSS - Structured Settlement

### ***Jury Trial***

A hearing is reported as a jury trial if the jury is impaneled.

### ***Juvenile BECCA Cases (case type 7)***

ARY - At Risk Youth  
CNS - Child In Need Of Services  
DDP - Developmental Disability  
DGN - Dependency Guardianship  
EFC - Extended Foster Care, Dependency  
GFC - Guardianship Foster Children  
RPR - Reinstatement of Parental Rights  
RVS - Relative Visitation  
TRU - Truancy  
VYG - Vulnerable Youth Guardianship

### ***Juvenile Dependency Cases (case type 7)***

DEP - Dependency  
TER - Termination of Parental Rights

### ***Juvenile Offender Cases (case type 8)***

Homicide  
Sex Crime  
Robbery  
Assault  
Theft/Burglary  
Motor Vehicle Theft

Controlled Substance  
Others

### ***Involuntary Treatment Act Cases (case type 6)***

Alcoholic Treatment (ALT)  
ITA - Adult (MI)  
ITA - Family (MIF)  
ITA - Juvenile (MIJ)

### ***Non-Jury Trial***

A hearing is reported as a non-jury trial if an opening statement is made, waived, or reserved.

### ***Pending Case***

A case is defined as pending if it is unresolved and active (not in suspense).

### ***Post-disposition Modifications***

Petition to modify parenting plan after the resolution of the original case, based on the modification schedule.

### ***Probate and Guardianship Cases (case type 5)***

ABS - Absentee  
AOS - Affidavit of Successor  
ASE - Affidavit of Small Estate  
DSC - Disclaimer  
EST - Estate  
FNW - Foreign Will  
G/E - Guardianship/Estate  
GDE - Guardianship of the Estate  
GDN - Guardianship  
GDP - Guardianship of the Person  
LGD - Limited Guardianship  
LGE - Limited Guardianship of the Estate  
LGP - Limited Guardianship of the Person  
MGD - Minor Guardianship  
MSC - Miscellaneous  
MST - Minor Settlement  
NJB - Non Judicial Binding/TEDRA Agreement  
NNC - Non Probate Notice to Creditor  
POA - Petition for Relief (RCW 11.94) /Power of Attorney  
RGR - Registration of Guardianship  
RTR - Registration of Trust /Trust Situs  
SNT - Special Needs Trust  
TDR - Trust/Estate Dispute Resolution  
TRS - Trust  
WLL - Will Only

### ***Resolution***

A case is resolved if all issues in the complaint are fully adjudicated.

### ***Suspended Case***

A case is placed in suspense status from active status during the reporting period.

### ***Suspense Status***

A case is on suspense status if it is on warrant, appeal, stay, mediation, arbitration ("Deferred Prosecution" is not a suspense status, but is treated as a resolution).

### ***Trial***

A hearing set before a judge or jury in which all the issues in the case are meant to be resolved. A trial normally includes opening statements to the court or jury stating what evidence will show, introduction of witnesses and exhibits for direct and cross examination, final arguments to the court or jury in which counsel argue both the evidence and the law, and judgment by the court or jury stating what the facts of the case are and what law applies to the facts. In a jury case, it also includes the selection of the jury. A trial can be held for one or more cases. A single trial may be held to adjudicate more than one case (as defined above).