



King County

Department of Judicial Administration

Barbara Miner

Director and Superior Court Clerk

(206) 296-9300 (206) 296-0100 TTY/TDD

King County Superior Court

Quarterly Statistical Report

Second Quarter 2023

Department of Judicial Administration

Prepared by: Shiquan Liao, Ph.D., Statistician

July 15, 2023

Report #: QTR-2023-02

Seattle:
516 Third Avenue Room E609
Seattle, WA 98104-2386

Regional Justice Center:
401 Fourth Avenue North Room 2C
Kent, WA 98032-4429

Juvenile Division:
1211 East Alder Room 3015
Seattle, WA 98122-5598

Quarterly Report Summary

King County Superior Court

NOTE: Washington State Supreme Court orders related to the coronavirus pandemic, beginning March 2020, affect the statistics for the foreseeable future.

Highlights

- **Criminal Cases.** The criminal filings in the first two quarters of 2023 were higher than in 2022, showing a 8% increase from the same time of 2022. The total criminal case filings (excluding RALJ) in the first half of 2023 were 2,655 cases, with MRJC accounting for 34% of the total cases. The resolutions of criminal cases in the first two quarters of 2023 were 2,582 cases, lower than the filing volume. The pending criminal caseload at the end of June 2023 was 4,286 cases (excluding RALJ). Of the 4,286 pending criminal cases, 37% were the MRJC cases.
- **Civil Cases.** Filings in civil cases (case type 2) in the two quarters of 2023 were higher than 2022 as well, totaling 8,825 cases and showing an increase of 14.9% from the same period in 2022. The civil resolutions were slightly lower than the filing volume, totaling 8,383 cases in the same reporting period. The pending civil caseload was 7,124 cases at the end of June 2023, a low volume when compared with pre-Covid level. At the end of June 2023, MRJC had 34% of the pending civil caseload.
- **Domestic Cases.** Domestic case (case type 3) filings in the first half of 2023 were higher than 2022, with 7.2% increase. In the two quarters of 2023, a total of 3,271 domestic cases were filed. The resolutions of domestic cases did not match the filing volume in the same period. The pending domestic caseload was 4,448 cases at the end of June 2023, with 41% being the MRJC cases.
- **ITA Cases.** The filings of ITA cases in 2023 continued an upward trend. A total of 2,872 ITA cases were filed in the first half of 2023, up 2.1% from the same time in 2022. The number of ITA cases remaining to be adjudicated at the end of June 2023 was 309 cases.
- **Juvenile Dependency/Termination (DEP/TER) and At-risk Youth (ARY)/Child-in-Need of Service (CHINS) Cases.** In 2023, dependency filings were down 14.7% from 2022, terminations up 8%, and ARY/CHINS/others up significantly (+87.1%) from the same time in 2022. Court also continues to receive a significant number of truancy cases in 2023 after a pause during the Covid pandemic. At the end of June 2023, the numbers of cases pending disposition in the non-offender juvenile categories are: 240 dependency cases, 180 termination cases, and 129 ARY/CHINS/Other cases.
- **Juvenile Offender Cases.** The juvenile offender filings in 2023 increased significantly from 2022. In the first half of 2023, 375 offender cases were filed, showing a 71% increase from 2022. The resolution pace for juvenile offender cases was just a bit slower than the filing pace in the same period. At the end of June 2023, there were 309 juvenile offender pending cases.
- **Pro Tem Use.** In the two quarters of 2023, the daily Pro Tem use by the court was 3.4 and 3.8 FTEs, respectively.
- **Post-resolution Modifications (Table 1-A).** In 2023, there were 271 post-resolution modifications filed (both parenting plan and relocation modifications) year-to-date.
- **Active re-opened cases and family law modification cases (Table 4-A).** At the end of June 2023, there were 851 active re-opened cases and 552 active family law modification cases.

Table 1. Year-to-Date Filing Activity
King County Superior Court

Reporting Category	Year-to-Date (Jan – Mar) and Annual Filing Activity ⁽¹⁾					2022-2023 change (+ means “increase”)		% of 2023 Total Filing ⁽²⁾
	2019	2020	2021	2022	2023	Cases	Percentage	
Total (incl. RALJ)								
Year-to-Date Filing	26886	21417	20508	22311	24566	+2255	+10.1%	
Annual Filing	52889	43103	40249	44424				
Criminal (excl. RALJ)								
Year-to-Date Filing	2937	2777	2246	2459	2655	+196	+8.0%	10.8%
Annual Filing	6607	5877	4658	4956				
Civil (excl. RALJ)								
Year-to-Date Filing	10842	7940	7019	7680	8825	+1145	+14.9%	35.9%
Annual Filing	21202	15352	13624	15749				
Domestic								
Year-to-Date Filing	3560	2861	3115	3051	3271	+220	+7.2%	13.3%
Annual Filing	7280	6163	6184	5999				
Probate								
Year-to-Date Filing	3582	3235	4003	3996	4041	+45	+1.1%	16.4%
Annual Filing	6804	6766	7478	7747				
Guardianship								
Year-to-Date Filing	370	355	388	472	535	+63	+13.3%	2.2%
Annual Filing	706	725	1057	958				
Adoption								
Year-to-Date Filing	236	193	191	170	177	+7	+4.1%	0.7%
Annual Filing	483	431	347	363				
Parentage								
Year-to-Date Filing	265	154	205	159	158	-1	-0.6%	0.6%
Annual Filing	526	340	401	347				
ITA – Civil Commitment								
Year-to-Date Filing	2446	2422	2662	2813	2872	+59	+2.1%	11.7%
Annual Filing	4985	5131	5159	5665				
Juvenile Dependency (DEP)								
Year-to-Date Filing	426	245	206	218	186	-32	-14.7%	0.8%
Annual Filing	811	435	361	377				
Juvenile Termination (TER)								
Year-to-Date Filing	113	126	97	88	95	+7	+8.0%	0.4%
Annual Filing	225	291	205	188				
Juvenile ARY/CHINS/OTHERS								
Year-to-Date Filing	105	72	113	124	232	+108	+87.1%	0.9%
Annual Filing	206	187	251	301				
Juvenile Truancy								
Year-to-Date Filing	1281	493	4	807	1092	+285	+35.3%	4.4%
Annual Filing	1706	501	61	1121				
Juvenile Offender								
Year-to-Date Filing	609	484	208	219	375	+156	+71.2%	1.5%
Annual Filing	1121	788	356	500				
Criminal RALJ								
Year-to-Date Filing	69	40	18	20	26	+6	+30.0%	0.1%
Annual Filing	146	63	49	53				
Civil RALJ								
Year-to-Date Filing	34	20	33	35	26	-9	-25.7%	0.1%
Annual Filing	81	53	58	55				
Matters Filed with Clerk ⁽³⁾								
Year-to-Date Filing	4773	2292	1309	2246	2816	+570	+25.4%	
Annual Filing	10030	2784	2882	5169				

(1) New filings only (based on filing date); (2) New filings of each reporting category as percentage of “Year-to-Date Filing”.

(3) “Matters Filed with Clerk” not included in the “Total”.

Chart 1-A. Quarterly Filing Activity
Total Judicial Cases Only ("Matters Filed with Clerk" excluded)

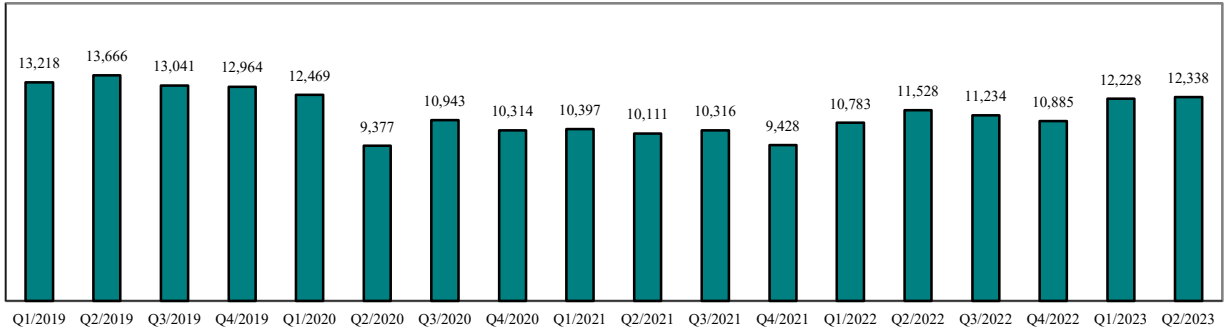


Chart 1-B. Quarterly Filings: Criminal and Juvenile Offender Cases

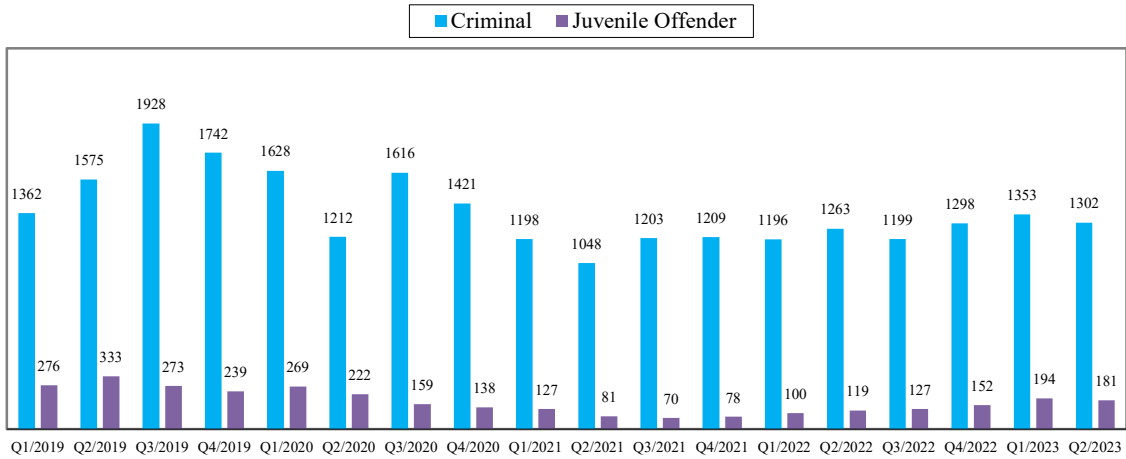
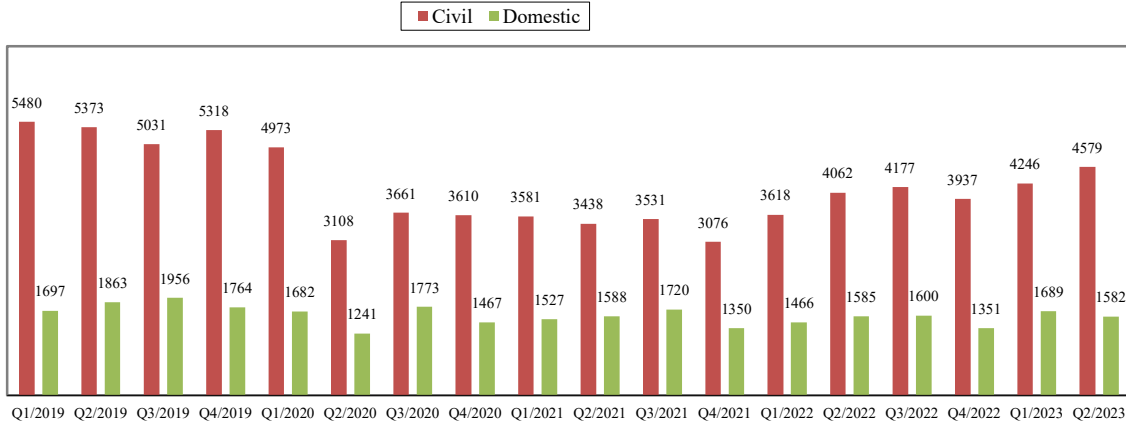


Chart 1-C. Quarterly Filings: Civil and Domestic Cases



* Note: "Civil" is specifically defined in this report. The category of "Civil" does **not** include the following case types: domestic, probate, guardianship, adoption, Parentage, ITA (civil commitment), juvenile cases (dependency, at-risk youth, child-in-need of service), civil RALJ, and tax filings that don't require judicial resources ("matters filed with clerk"). Please check the Appendix for the cause codes in the "General Civil" category.

Table 1-A. Post-Resolution Modifications Filed (Domestic and Parentage Cases)

		2021Q1			2021Q2			2021Q3			2021Q4			Year 2021		
Location	Case Type	DMOD	DTBA	Total	DMOD	DTBA	Total	DMOD	DTBA	Total	DMOD	DTBA	Total	DMOD	DTBA	Total
KNT	Domestic	12	52	64	16	39	55	18	56	74	9	38	47	55	185	240
	Parentage	1	6	7	1	12	13	1	4	5		1	1	3	23	26
KNT Total		13	58	71	17	51	68	19	60	79	9	39	48	58	208	266
SEA	Domestic	19	65	84	28	72	100	19	71	90	8	54	62	74	262	336
	Parentage	0	3	3	2	4	6	1	6	7	1	3	4	4	16	20
SEA Total		19	68	87	30	76	106	20	77	97	9	57	66	78	278	356
KNT/SEA Total		32	126	158	47	127	174	39	137	176	18	96	114	136	486	622
		2022Q1			2022Q2			2022Q3			2022Q4			Year 2022		
Location	Case Type	Relocation	Parent Mod	Total	Relocation	Parent Mod	Total	Relocation	Parent Mod	Total	Relocation	Parent Mod	Total	Relocation	Parent Mod	Total
KNT	Domestic	12	53	65	10	57	67	11	52	63	5	39	44	38	201	239
	Parentage	0	4	4	0	4	4	0	6	6	1	1	2	1	15	16
KNT Total		12	57	69	10	61	71	11	58	69	6	40	46	39	216	255
SEA	Domestic	19	59	78	24	63	87	14	56	70	10	49	59	67	227	294
	Parentage		3	3	2	3	5	1	3	4	2	2	4	5	11	16
SEA Total		19	62	81	26	66	92	15	59	74	12	51	63	72	238	310
KNT/SEA Total		31	119	150	36	127	163	26	117	143	18	91	109	111	454	565
		2023Q1			2023Q2			2023Q3			2023Q4			Year 2023 (YTD)		
Location	Case Type	Relocation	Parent Mod	Total	Relocation	Parent Mod	Total	Relocation	Parent Mod	Total	Relocation	Parent Mod	Total	Relocation	Parent Mod	Total
KNT	Domestic	7	52	59	11	45	56							18	97	115
	Parentage		8	8	1	2	3							1	10	11
KNT Total		7	60	67	12	47	59							19	107	126
SEA	Domestic	7	58	65	24	47	71							31	105	136
	Parentage		4	4	1	4	5							1	8	9
SEA Total		7	62	69	25	51	76							32	113	145
KNT/SEA Total		14	122	136	37	98	135							51	220	271

Table 2. Number of Cases Resolved and Resolution Category (%)
King County Superior Court

Reporting Category	Q3/21	Q4/21	Q1/22	Q2/22	Q3/22	Q4/22	Q1/23	Q2/23
Total Resolutions (excl. "Matters Filed with Clerk")	11495	9970	10300	10916	10756	10218	11192	11564
Criminal (excl. RALJ): # Resolved	1174	1439	1103	1236	1225	1121	1273	1309
Resolved by Jury Trial	2.7%	2.2%	1.1%	1.9%	2.3%	2.9%	2.3%	1.8%
Resolved by Non-Jury Trial	0.7%	1.0%	0.2%	0.3%	0.1%	0.3%	0.1%	0.4%
Resolved by Guilty Plea	63.5%	47.0%	67.5%	68.3%	68.7%	67.6%	65.8%	70.7%
Dismissal	31.0%	49.3%	29.7%	29.0%	28.8%	28.7%	31.7%	26.7%
Others	2.1%	0.5%	1.5%	0.4%	0.2%	0.4%	0.2%	0.4%
Civil: # Resolved	4051	3482	3631	3838	3838	3637	4000	4383
Resolved by Jury Trial	0.3%	0.4%	0.4%	0.4%	0.4%	0.2%	0.3%	0.4%
Resolved by Non-Jury Trial	0.3%	0.6%	0.3%	0.3%	0.3%	0.7%	0.5%	0.2%
Summary Judgment	1.6%	1.6%	1.9%	1.3%	1.6%	1.4%	1.3%	1.2%
Default/ Uncontested	34.7%	37.7%	39.9%	41.0%	47.7%	48.0%	45.3%	46.0%
Arbitration	4.7%	4.1%	3.2%	3.1%	2.6%	3.5%	2.7%	3.1%
Settlement/Dismissal	45.1%	48.7%	48.7%	49.0%	42.8%	44.4%	46.9%	43.6%
Closure by Clerk	12.2%	5.8%	4.4%	3.6%	3.8%	1.2%	1.9%	4.1%
Others	1.1%	1.0%	1.1%	1.3%	0.9%	0.6%	1.3%	1.3%
Domestic: # Resolved	1600	1471	1651	1489	1537	1419	1452	1564
Resolved by Trial	4.3%	6.1%	4.3%	3.8%	5.0%	4.8%	4.7%	3.8%
Default/ Uncontested	7.8%	8.2%	6.6%	7.5%	7.0%	6.8%	7.0%	8.6%
Settlement /Dismissal	87.4%	82.6%	86.3%	86.8%	86.1%	86.8%	86.4%	86.6%
Closure by Clerk	0.6%	2.7%	2.4%	1.9%	1.7%	1.3%	1.5%	0.9%
Others	0.1%	0.4%	0.5%	0.1%	0.1%	0.4%	0.4%	0.1%
Probate: # Resolved	1792	1669	1909	1877	1829	1721	2026	1852
Personal Rep. Appointed	72.7%	71.4%	72.2%	69.7%	70.9%	69.2%	68.9%	68.6%
Dismissal	6.0%	5.9%	4.6%	6.7%	2.0%	0.9%	4.6%	3.5%
Closure by Clerk	0.0%	0.0%	0.0%	0.0%	0.1%	0.0%	0.0%	0.1%
Others	21.3%	22.7%	23.3%	23.6%	27.1%	29.9%	26.5%	27.9%
Guardianship: # Resolved	166	240	213	222	224	209	226	248
Guardian Appointed	72.3%	58.8%	43.2%	49.5%	58.5%	70.8%	55.3%	57.3%
Dismissal	15.7%	22.9%	39.0%	36.5%	23.7%	13.9%	27.4%	24.2%
Closure by Clerk	0.0%	0.0%	0.0%	0.0%	0.0%	0.0%	0.0%	0.0%
Others	12.0%	18.3%	17.8%	14.0%	17.9%	15.3%	17.3%	18.5%
Adoption: # Resolved	83	86	85	99	71	100	75	89
Resolved by Trial	0.0%	0.0%	1.2%	11.1%	1.4%	0.0%	0.0%	0.0%
Uncontested	0.0%	0.0%	7.1%	0.0%	0.0%	1.0%	0.0%	2.2%
Settlement /Dismissal	100.0%	100.0%	72.9%	73.7%	84.5%	99.0%	100.0%	92.1%
Closure by Clerk	0.0%	0.0%	18.8%	15.2%	14.1%	0.0%	0.0%	4.5%
Others	0.0%	0.0%	0.0%	0.0%	0.0%	0.0%	0.0%	1.1%
Parentage: # Resolved	94	94	115	103	74	76	80	71
Resolved by Trial	3.2%	4.3%	2.6%	2.9%	5.4%	5.3%	1.3%	4.2%
Summary Judgment	30.9%	27.7%	33.0%	32.0%	47.3%	31.6%	41.3%	32.4%
Default/ Uncontested	20.2%	21.3%	30.4%	12.6%	9.5%	19.7%	12.5%	15.5%
Settlement/Dismissal	45.7%	40.4%	28.7%	50.5%	37.8%	43.4%	41.3%	47.9%
Closure by Clerk	0.0%	6.4%	4.3%	1.9%	0.0%	0.0%	3.8%	0.0%
Others	0.0%	0.0%	0.9%	0.0%	0.0%	0.0%	0.0%	0.0%
ITA(civil commitment): # Resolved	1144	1109	1261	1714	1426	1506	1471	1386
Court Decision to Commit	28.0%	26.2%	24.7%	17.9%	20.8%	16.7%	19.9%	22.0%
Closed by Court	0.0%	0.0%	0.0%	0.0%	0.0%	0.2%	0.0%	0.0%
Dismissal	12.2%	13.9%	13.0%	11.7%	13.3%	12.9%	14.1%	13.8%
Others	59.8%	59.9%	62.3%	70.5%	66.0%	70.2%	66.0%	64.2%
Juv. Dependency: # Resolved	86	71	78	105	66	75	71	92
Finding of Dependency	39.4%	66.2%	60.3%	61.0%	63.6%	57.3%	60.6%	63.0%
Dismissal	50.6%	33.8%	39.7%	37.1%	36.4%	41.3%	39.4%	35.9%
Others	0.0%	0.0%	0.0%	1.9%	0.0%	1.3%	0.0%	1.1%

Table 2 (cont.). Number of Cases Resolved and Resolution Category (%)
King County Superior Court

Reporting Category	Q3/21	Q4/21	Q1/22	Q2/22	Q3/22	Q4/22	Q1/23	Q2/23
Juv. Terminations: # Resolved	99	41	60	43	31	31	48	71
Finding of Dependency	91.9%	82.9%	78.3%	76.7%	64.5%	80.6%	89.6%	84.5%
Dismissal	8.1%	17.1%	21.7%	23.3%	35.5%	19.4%	10.4%	15.5%
Others	0.0%	0.0%	0.0%	0.0%	0.0%	0.0%	0.0%	0.0%
ARY/CHINS/OTHER: # Resolved	65	30	57	57	59	68	117	103
Approve of Petition	89.2%	73.3%	80.7%	73.7%	74.6%	67.6%	76.1%	79.6%
Dismissal	10.8%	26.7%	17.5%	26.3%	25.4%	32.4%	23.9%	20.4%
Others	0.0%	0.0%	1.8%	0.0%	0.0%	0.0%	0.0%	0.0%
Juvenile Truancy: # Resolved	116	111	17	20	241	151	179	168
Approve of Petition	7.8%	1.8%	17.6%	50.0%	2.9%	7.3%	10.6%	24.4%
Dismissal	66.4%	98.2%	82.4%	70.0%	97.1%	92.7%	88.8%	75.6%
Others	25.9%	0.0%	0.0%	0.0%	0.0%	0.0%	0.6%	0.6%
Juvenile Offender: # Resolved	140	110	89	84	107	94	156	208
Resolved by Trial (Fact Finding)	0.0%	2.7%	0.0%	1.2%	2.8%	0.0%	0.0%	0.0%
Resolved by Guilty Plea	45.0%	31.8%	39.3%	39.3%	41.1%	36.2%	47.4%	41.8%
Dismissal	40.7%	46.4%	40.4%	41.7%	30.8%	43.6%	34.6%	37.0%
Deferred Disposition (DDSP)	12.1%	13.6%	18.0%	15.5%	15.9%	11.7%	14.1%	11.5%
Others (including Deferred Prosecution)	2.1%	5.5%	2.2%	2.4%	9.3%	8.5%	3.8%	9.6%
Criminal RALJ: # Resolved	31	5	14	15	12	9	11	11
RALJ Decision	38.7%	20.0%	57.1%	46.7%	50.0%	66.7%	54.5%	54.5%
Dismissal	58.1%	60.0%	42.9%	53.3%	50.0%	33.3%	45.5%	36.4%
Others	3.2%	20.0%	0.0%	0.0%	0.0%	0.0%	0.0%	9.1%
Civil RALJ: # Resolved	31	12	17	14	16	10	7	9
RALJ Decision	25.8%	16.7%	47.1%	28.6%	25.0%	20.0%	57.1%	44.4%
Dismissal	67.7%	66.7%	52.9%	50.0%	62.5%	70.0%	42.9%	55.6%
Others	6.5%	16.7%	0.0%	21.4%	12.5%	10.0%	0.0%	0.0%

Chart 2-A. Quarterly Resolutions
Total Judicial Cases Only ("Matters Filed with Clerk" excluded)

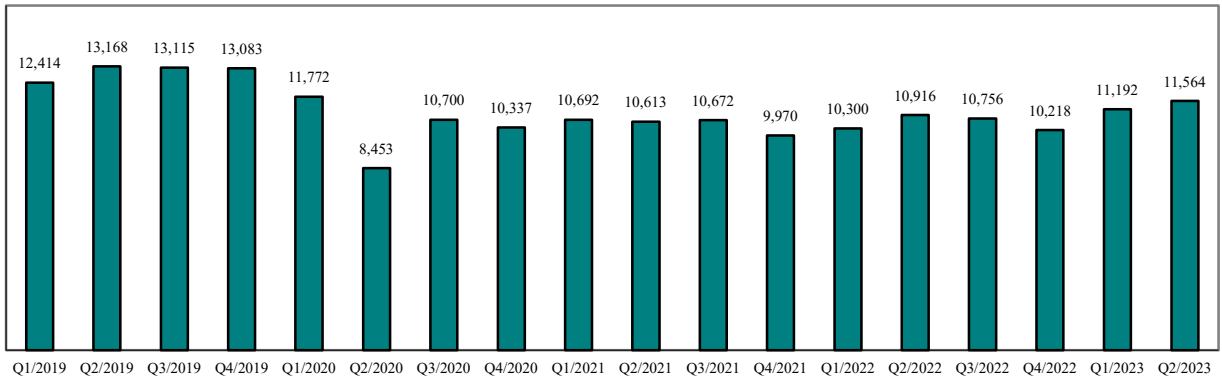


Chart 2-B. Quarterly Resolutions: Criminal and Juvenile Offender Cases

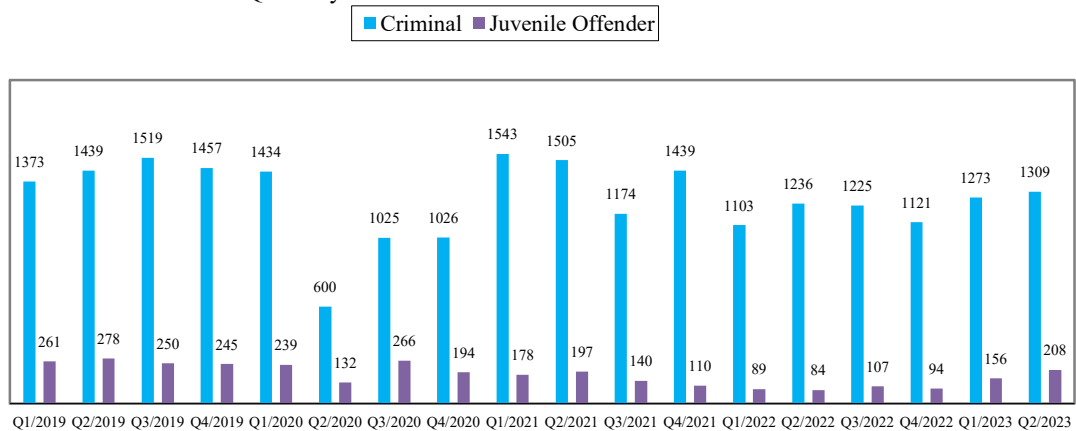
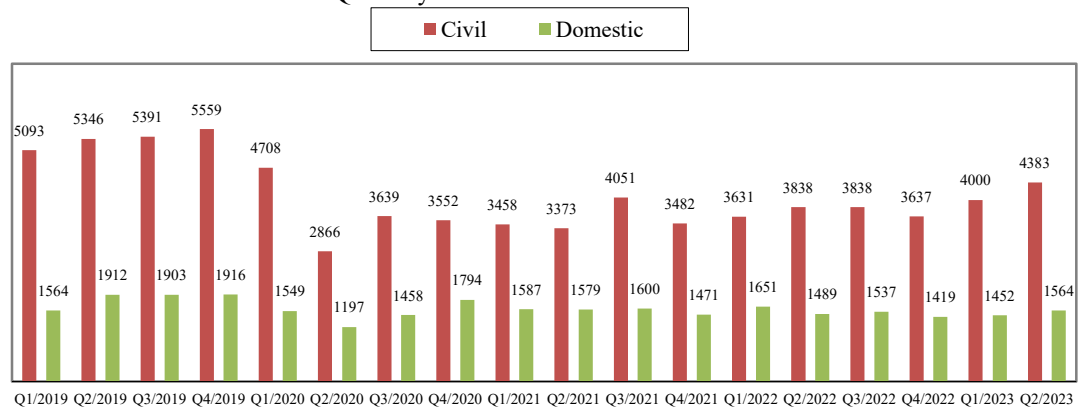


Chart 2-C. Quarterly Resolutions: Civil and Domestic Cases



Note: "Civil" is specifically defined in this report. The category of "Civil" does **not** include the following case types: domestic, probate, guardianship, adoption, Parentage, mental illness, juvenile cases (dependency, at-risk youth, child-in-need of service), civil RALJ, and tax filings that don't require judicial resources ("matters filed with clerk"). Please check the Appendix for the cause codes in the "General Civil" category.

Table 3. Age of Resolved Cases
King County Superior Court

Reporting Category	Age of Cases at Resolution							
	Q3/21	Q4/21	Q1/22	Q2/22	Q3/22	Q4/22	Q1/23	Q2/23
Criminal (excl. RALJ)								
Age (days)								
50% Cases Resolved by Day	282	153	278	253	238	232	190	212
90% Cases Resolved by Day	568	672	755	796	741	740	799	806
Comparison with Court Standard of								
90% in 4 months	28%	47%	27%	29%	30%	32%	38%	35%
98% in 6 months	37%	53%	38%	40%	41%	42%	49%	44%
100% in 9 months	49%	61%	49%	53%	55%	56%	60%	58%
Civil (excl. RALJ)								
Age (days)								
50% Cases Resolved by Day	111	79	78	52	46	47	56	43
90% Cases Resolved by Day	549	511	448	423	385	371	376	371
Comparison with Court Standard of								
90% in 12 months	80%	83%	85%	86%	88%	89%	89%	89%
98% in 18 months	90%	91%	94%	94%	95%	96%	96%	95%
100% in 24 months	94%	96%	97%	97%	98%	98%	98%	97%
Domestic								
Age (days)								
50% Cases Resolved by Day	170	189	210	209	191	179	194	187
90% Cases Resolved by Day	442	479	463	472	446	449	457	439
Comparison with Court Standard of								
90% in 8 months	60%	57%	56%	55%	57%	60%	56%	60%
98% in 10 months	69%	68%	66%	66%	66%	71%	67%	70%
100% in 14 months	88%	85%	87%	86%	88%	88%	88%	89%
Probate								
Age (days)								
50% Cases Resolved by Day	3	2	3	3	3	2	3	2
90% Cases Resolved by Day	41	34	27	44	25	35	44	31
Comparison with Court Standard of								
90% in 8 months	98%	99%	99%	98%	99%	99%	98%	99%
98% in 18 months	99%	100%	100%	99%	100%	100%	100%	99%
100% in 36 months	100%	100%	100%	100%	100%	100%	100%	100%
Guardianship								
Age (days)								
50% Cases Resolved by Day	53	50	62	62	62	62	62	63
90% Cases Resolved by Day	172	176	175	238	201	177	196	135
Comparison with Court Standard of								
90% in 8 months	93%	95%	94%	90%	91%	94%	92%	96%
98% in 18 months	98%	99%	100%	100%	100%	98%	99%	100%
100% in 36 months	99%	100%	100%	100%	100%	100%	100%	100%
Adoption								
Age (days)								
50% Cases Resolved by Day	37	64	69	63	69	36	42	50
90% Cases Resolved by Day	206	244	539	812	514	257	209	319
Comparison with Court Standard of								
90% in 8 months	94%	90%	67%	76%	75%	87%	95%	85%
98% in 10 months	95%	94%	73%	80%	80%	92%	97%	89%
100% in 14 months	96%	97%	77%	82%	86%	94%	99%	92%
Parentage								
Age (days)								
50% Cases Resolved by Day	204	214	169	200	161	149	165	208
90% Cases Resolved by Day	573	633	431	481	476	517	477	489
Comparison with Court Standard of								
90% in 8 months	54%	53%	68%	61%	65%	71%	65%	59%
98% in 10 months	67%	69%	81%	71%	76%	76%	76%	75%
100% in 14 months	84%	82%	89%	78%	87%	87%	86%	89%

Table 3 (cont.) Age of Resolved Cases

King County Superior Court

Reporting Category	Age of Cases at Resolution							
	Q3/21	Q4/21	Q1/22	Q2/22	Q3/22	Q4/22	Q1/23	Q2/23
ITA (civil commitment) *								
Age (days)								
50% Cases Resolved by Day	11	12	11	14	11	13	10	10
90% Cases Resolved by Day	44	43	42	297	40	92	41	40
Juvenile Dependency (DEP)								
Age (days)								
50% Cases Resolved by Day	165	181	153	154	152	194	160	172
90% Cases Resolved by Day	468	529	303	430	422	523	557	556
Comparison with Court Standard of								
90% in 8 months	70%	63%	81%	71%	71%	64%	69%	60%
98% in 10 months	80%	68%	90%	76%	77%	77%	79%	73%
100% in 14 months	87%	82%	92%	90%	89%	87%	83%	85%
Juvenile Termination (TER)								
Age (days)								
50% Cases Resolved by Day	364	157	249	188	319	224	378	238
90% Cases Resolved by Day	882	580	746	336	887	830	806	853
Comparison with Court Standard of								
90% in 8 months	34%	56%	48%	65%	45%	52%	46%	52%
98% in 10 months	45%	59%	60%	81%	48%	61%	50%	62%
100% in 14 months	56%	78%	65%	93%	58%	68%	50%	79%
Juv ARY/CHINS/OTHER								
Age (days)								
50% Cases Resolved by Day	56	35	35	35	35	35	39	32
90% Cases Resolved by Day	898	339	132	275	219	181	288	123
Comparison with Court Standard of								
90% in 8 months	65%	87%	98%	90%	92%	96%	87%	98%
98% in 10 months	69%	87%	98%	92%	95%	97%	91%	98%
100% in 14 months	71%	93%	100%	100%	100%	100%	94%	100%
Juvenile Truancy*								
Age (days)								
50% Cases Resolved by Day	548	869	57	78	915	203	366	378
90% Cases Resolved by Day	896	1023	661	455	1220	320	421	431
Juvenile Offender								
Age (days)								
50% Cases Resolved by Day	294	263	229	181	142	118	136	116
90% Cases Resolved by Day	697	604	651	611	520	407	422	369
Comparison with Court Standard of								
90% in 4 months	14%	21%	30%	36%	47%	52%	47%	51%
98% in 6 months	30%	28%	44%	48%	56%	65%	58%	68%
100% in 9 months	45%	52%	53%	70%	71%	81%	75%	78%
Criminal RALJ								
Age (days)								
50% Cases Resolved by Day	545	108	251	211	215	307	227	253
90% Cases Resolved by Day	2247	373	523	287	386	532	490	431
Civil RALJ								
Age (days)								
50% Cases Resolved by Day	218	160	165	183	160	165	202	173
90% Cases Resolved by Day	661	265	339	289	204	224	292	245

* No standard yet.

Table 4. Active Pending Caseload Statistics
King County Superior Court

Reporting Category		Q3/21	Q4/21	Q1/22	Q2/22	Q3/22	Q4/22	Q1/23	Q2/23
Total (incl. RALJ)									
Previous Pending	(+)	22153	21128	19567	19610	19276	19684	20095	20774
New Filing	(+)	10316	9428	10783	11528	11234	10885	12228	12338
Resolved	(-)	10796	9970	10300	10916	10756	10218	11192	11564
End Pending		21128	19567	19610	19276	19684	20095	20774	21357
Resolution Rate*		1.047	1.057	0.955	0.947	0.957	0.939	0.915	0.937
Criminal (excl. RALJ)									
Previous Pending	(+)	5649	5510	4849	4808	4248	4222	4298	4635
New Filing	(+)	1203	1209	1196	1263	1199	1298	1353	1302
Resolved	(-)	1174	1439	1103	1236	1225	1121	1273	1309
End Pending		5510	4849	4808	4248	4222	4298	4635	4286
Resolution Rate*		1.079	1.190	0.922	0.979	1.022	0.864	0.941	1.005
Civil (excl. RALJ)									
Previous Pending	(+)	7741	6974	6234	6164	6270	6563	6799	6762
New Filing	(+)	3531	3076	3618	4062	4177	3937	4246	4579
Resolved	(-)	4051	3482	3631	3838	3838	3637	4000	4383
End Pending		6974	6234	6164	6270	6563	6799	6762	7124
Resolution Rate*		1.147	1.132	1.004	0.945	0.919	0.924	0.942	0.957
Domestic									
Previous Pending	(+)	4486	4526	4317	4270	4294	4359	4281	4417
New Filing	(+)	1720	1350	1466	1585	1600	1351	1689	1582
Resolved	(-)	1600	1471	1651	1489	1537	1419	1452	1564
End Pending		4526	4317	4270	4294	4359	4281	4417	4448
Resolution Rate*		0.930	1.090	1.126	0.939	0.961	1.050	0.860	0.989
Probate									
Previous Pending	(+)	1291	1285	1339	1233	1216	1302	1388	1420
New Filing	(+)	1873	1771	2071	1925	1930	1824	2100	1941
Resolved	(-)	1792	1669	1909	1877	1829	1712	2026	1852
End Pending		1285	1339	1233	1216	1302	1388	1420	1485
Resolution Rate*		0.957	0.942	0.922	0.975	0.948	0.939	0.965	0.954
Guardianship									
Previous Pending	(+)	350	491	505	470	474	492	489	522
New Filing	(+)	212	286	230	242	248	238	279	256
Resolved	(-)	166	240	213	222	224	209	226	248
End Pending		491	505	470	474	492	489	522	532
Resolution Rate*		0.783	0.839	0.926	0.917	0.903	0.878	0.810	0.969
Adoption									
Previous Pending	(+)	280	269	260	272	234	265	259	266
New Filing	(+)	76	81	100	70	105	88	89	88
Resolved	(-)	83	86	85	99	71	100	75	89
End Pending		269	260	272	234	265	259	266	263
Resolution Rate*		1.092	1.062	0.850	1.414	0.676	1.136	0.843	1.011
Parentage									
Previous Pending	(+)	257	258	255	231	190	210	226	214
New Filing	(+)	104	92	87	72	91	97	74	84
Resolved	(-)	94	94	115	103	74	76	80	71
End Pending		258	255	231	190	210	226	214	228
Resolution Rate*		0.904	1.022	1.322	1.431	0.813	0.784	1.081	0.845
ITA (civil commitment)									
Previous Pending	(+)	379	428	535	633	337	405	282	274
New Filing	(+)	1256	1241	1337	1476	1464	1388	1449	1423
Resolved	(-)	1144	1109	1261	1714	1426	1506	1471	1386
End Pending		428	535	633	337	405	282	274	309
Resolution Rate*		0.911	0.894	0.943	1.161	0.974	1.085	1.015	0.974

* A value of "Resolution Rate" less than one indicates the resolution pace is slower than the filing pace.

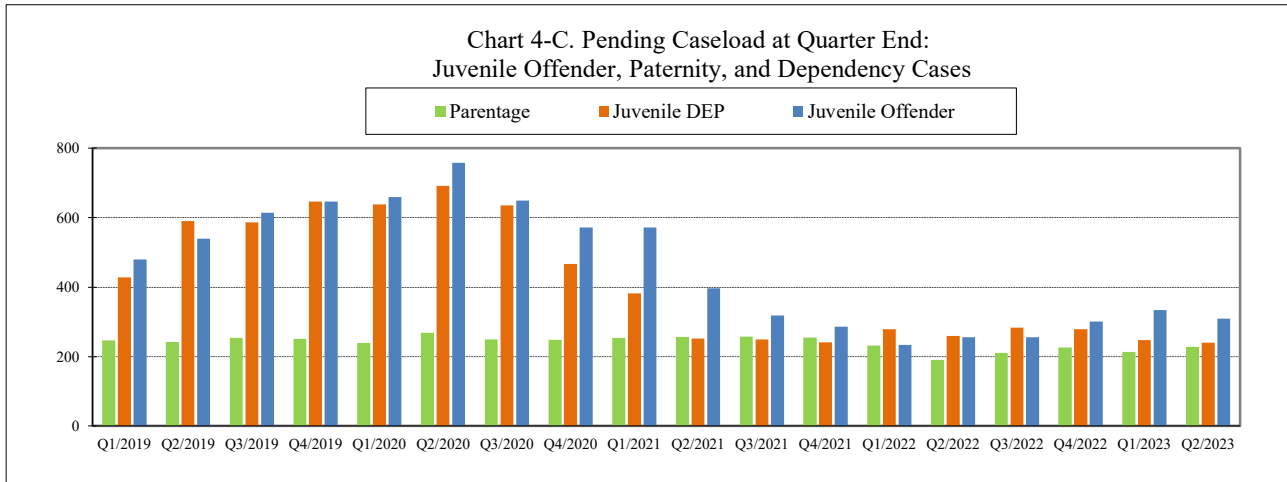
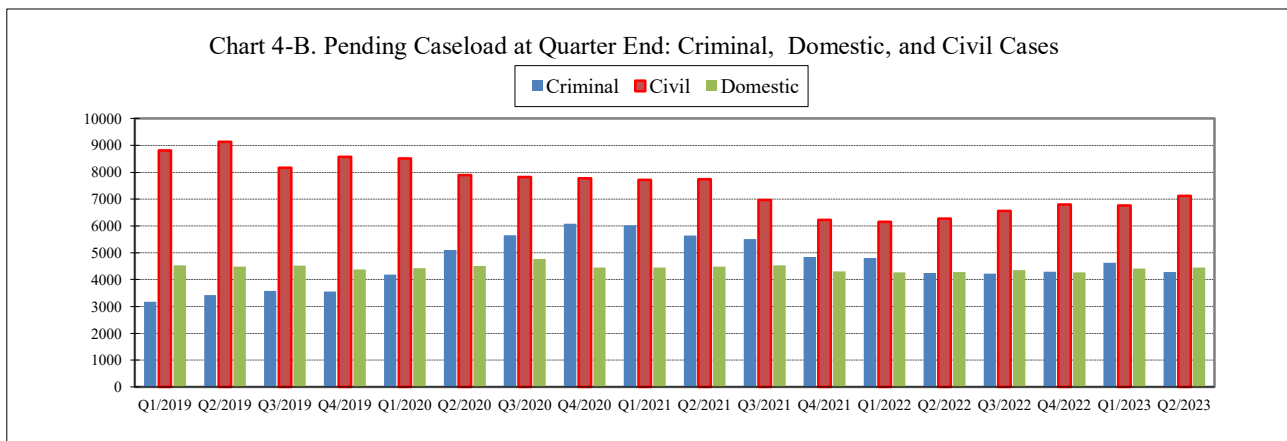
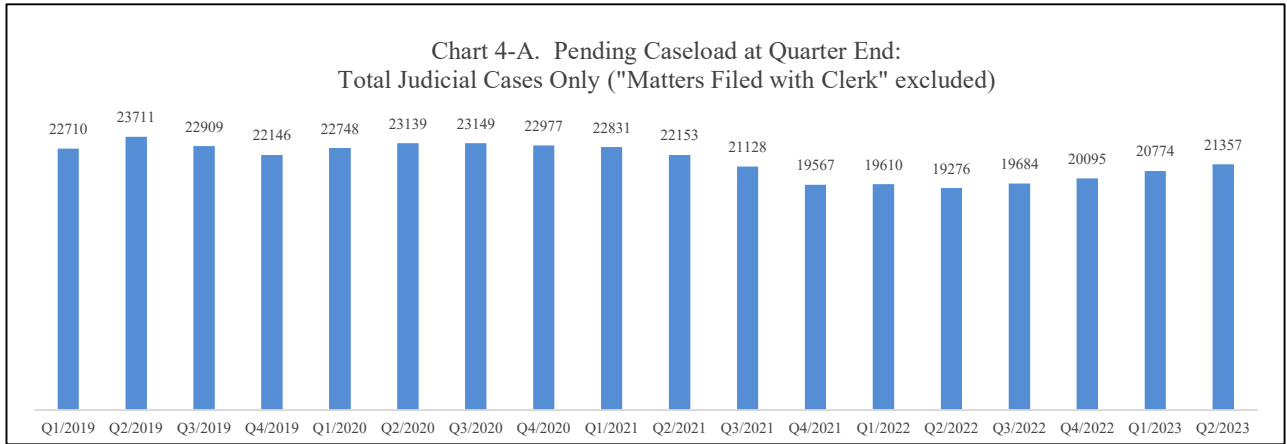
Table 4 (cont.) Active Pending Caseload Statistics
King County Superior Court

Reporting Category	Q3/21	Q4/21	Q1/22	Q2/22	Q3/22	Q4/22	Q1/23	Q2/23
Juvenile Dependency (DEP)								
Previous Pending (+)	252	249	241	279	260	283	279	247
New Filing (+)	101	87	129	89	92	75	105	81
Resolved (-)	86	71	78	105	66	75	71	92
End Pending	249	241	279	260	283	279	247	240
Resolution Rate*	0.851	0.816	0.605	1.180	0.717	1.000	0.676	1.136
Juvenile Termination (TER)								
Previous Pending (+)	345	278	248	224	232	241	265	205
New Filing (+)	75	31	39	49	44	56	45	50
Resolved (-)	99	41	60	43	31	31	48	71
End Pending	278	248	224	232	241	265	205	180
Resolution Rate*	1.320	1.323	1.538	0.878	0.705	0.554	1.067	1.420
Juv ARY/CHINS/OTHERS								
Previous Pending (+)	151	109	120	102	125	127	158	121
New Filing (+)	59	48	45	79	69	100	118	114
Resolved (-)	65	30	57	57	59	68	117	103
End Pending	109	120	102	125	127	158	121	129
Resolution Rate*	1.102	0.625	1.267	0.722	0.855	0.680	0.992	0.904
Juvenile Truancy								
Previous Pending (+)	479	361	307	625	1077	900	999	1275
New Filing (+)	0	57	336	471	64	250	459	633
Resolved (-)	116	111	17	20	241	151	179	168
End Pending	361	307	625	1077	900	999	1275	1739
Resolution Rate*	N/A	1.947	0.051	0.042	3.766	0.604	0.390	0.265
Juvenile Offender								
Previous Pending (+)	396	319	286	233	256	256	301	334
New Filing (+)	70	78	100	119	127	152	194	181
Resolved (-)	140	110	89	84	107	94	156	208
End Pending	319	286	233	256	256	301	334	309
Resolution Rate*	2.000	1.410	0.890	0.706	0.843	0.618	0.804	1.149
Criminal RALJ								
Previous Pending (+)	46	34	40	37	31	36	42	46
New Filing (+)	19	12	11	9	17	16	14	12
Resolved (-)	31	5	14	15	12	9	11	11
End Pending	34	40	37	31	36	42	46	47
Resolution Rate*	1.632	0.417	1.273	1.667	0.706	0.563	0.786	0.917
Civil RALJ								
Previous Pending (+)	51	37	31	29	32	23	29	36
New Filing (+)	17	9	18	17	7	15	14	12
Resolved (-)	31	12	17	14	16	10	7	9
End Pending	37	31	29	32	23	29	36	38
Resolution Rate*	1.824	1.333	0.944	0.824	2.286	0.667	0.500	0.750

* A value of "Resolution Rate" less than one indicates the resolution pace is slower than the filing pace.

Table 4-A. Active Re-opened Cases and Modification Cases

Reporting Category	Q3/21	Q4/21	Q1/22	Q2/22	Q3/22	Q4/22	Q1/23	Q2/23
<i>Re-opened without disposition</i>	<i>445</i>	<i>543</i>	<i>590</i>	<i>654</i>	<i>713</i>	<i>806</i>	<i>824</i>	<i>851</i>
<i>Modification without disposition</i>	<i>504</i>	<i>485</i>	<i>487</i>	<i>531</i>	<i>503</i>	<i>501</i>	<i>508</i>	<i>552</i>



Note: "Civil" is specifically defined in this report. The category of "Civil" does **not** include the following case types: domestic, probate, guardianship, adoption, Parentage, mental illness, juvenile cases (dependency, at-risk youth, child-in-need of service), civil RALJ, and tax filings that don't require judicial resources ("matters filed with clerk"). Please check the Appendix for the cause codes in the "General Civil" category.

Table 5. Age of Pending Cases
King County Superior Court

Reporting Category	Age of Pending Cases and # of Cases in Each Age Interval							
	Q3/21	Q4/21	Q1/22	Q2/22	Q3/22	Q4/22	Q1/23	Q2/23
Criminal (excl. RALJ): # of Cases	5510	4849	4808	4248	4222	4298	4635	4286
Age (days)								
Median (50 percentile)	287	276	257	235	232	222	198	213
90 percentile	645	687	751	766	786	796	767	778
# of Cases in Age Interval								
0 - 60 days (0 - 2 months)	946	819	861	861	823	860	1137	768
61 - 120 days (3 - 4 months)	527	576	538	538	559	583	595	604
121 - 180 days (5 - 6 months)	494	471	494	494	405	442	466	551
181 - 270 days (7 - 9 months)	693	543	581	581	559	522	589	529
> 270 days (> 9 months)	2850	2440	2334	2334	1876	1891	1848	1834
Civil (excl. RALJ): # of Cases	6974	6234	6164	6270	6563	6799	6762	7124
Age (days)								
Median (50 percentile)	196	198	175	155	151	165	164	150
90 percentile	704	694	695	645	640	629	597	544
# of Cases in Age Interval								
0 - 120 days (0 - 4 months)	2467	2148	2433	2653	2769	2658	2751	3054
121 - 240 days (5 - 8 months)	1513	1450	1320	1363	1492	1675	1582	1550
241 - 360 days (9 - 12 months)	961	964	917	861	915	1033	1074	1084
361 - 540 days (13 - 18 months)	690	672	616	565	575	606	581	711
541 - 720 days (19 - 24 months)	700	459	284	278	250	251	253	253
> 720 days (> 24 months)	643	541	594	550	562	576	521	472
Domestic: # of Cases	4526	4317	4270	4294	4359	4281	4417	4448
Age (days)								
Median (50 percentile)	148	162	163	143	144	159	151	144
90 percentile	676	673	640	564	549	577	556	544
# of Cases in Age Interval								
0 - 120 days (0 - 4 months)	1984	1684	1699	1915	1937	1690	1918	1936
121 - 240 days (5 - 8 months)	1078	1149	1125	950	1092	1149	1083	1013
241 - 360 days (9 - 12 months)	550	672	656	661	552	671	665	670
361 - 540 days (13 - 18 months)	312	290	288	327	331	316	296	380
> 540 days (> 18 months)	602	522	502	441	447	455	455	449
Probate: # of Cases	1285	1339	1233	1216	1302	1388	1420	1485
Age (days)								
Median (50 percentile)	339	382	372	428	415	438	490	486
90 percentile	1694	1761	1899	2004	2034	2070	2141	2199
# of Cases in Age Interval								
0 - 120 days (0 - 4 months)	337	345	351	337	329	354	346	373
121 - 240 days (5 - 8 months)	184	164	153	129	171	152	163	149
241 - 360 days (9 - 12 months)	146	143	108	112	105	141	117	116
361 - 540 days (13 - 18 months)	138	157	97	78	106	119	116	145
> 540 days (> 18 months)	480	530	524	560	591	622	678	702
Guardianship: # of Cases	491	505	470	474	492	489	522	532
Age (days)								
Median (50 percentile)	162	179	192	221	214	233	235	262
90 percentile	1176	1188	1150	1227	1209	1382	1173	1264
# of Cases in Age Interval								
0 - 120 days (0 - 4 months)	213	203	183	183	189	180	216	203
121 - 240 days (5 - 8 months)	85	81	81	63	68	70	50	54
241 - 360 days (9 - 12 months)	40	59	59	68	50	35	42	49
361 - 540 days (13 - 18 months)	49	39	43	42	46	56	42	37
> 540 days (> 18 months)	104	123	104	118	139	148	172	189

Table 5 (cont.). Age of Pending Cases
King County Superior Court

Reporting Category	Age of Pending Cases and # of Cases in Each Age Interval							
	Q3/21	Q4/21	Q1/22	Q2/22	Q3/22	Q4/22	Q1/23	Q2/23
Adoption: # of Cases	269	260	272	234	265	259	266	263
Age (days)								
Median (50 percentile)	448	561	471	606	393	452	509	534
90 percentile	1495	1589	1663	1771	1846	1952	2028	2119
# of Cases in Age Interval								
0 - 120 days (0 - 4 months)	56	50	74	55	82	60	56	57
121 - 240 days (5 - 8 months)	37	22	29	30	29	39	33	21
241 - 360 days (9 - 12 months)	34	27	19	11	18	19	25	29
361 - 540 days (13 - 18 months)	13	29	23	14	12	16	24	25
> 540 days (> 18 months)	129	132	127	124	124	125	128	131
Parentage: # of Cases	258	255	231	190	210	226	214	228
Age (days)								
Median (50 percentile)	147	150	154	153	139	115	142	158
90 percentile	518	425	429	450	457	422	470	473
# of Cases in Age Interval								
0 - 120 days (0 - 4 months)	115	113	98	80	97	116	92	99
121 - 240 days (5 - 8 months)	65	64	55	50	43	48	61	63
241 - 360 days (9 - 12 months)	36	42	35	27	37	29	26	33
361 - 540 days (13 - 18 months)	17	18	28	22	20	20	24	17
> 540 days (> 18 months)	25	18	15	11	13	13	11	16
ITA (civil commitment): # of Cases	428	535	633	337	405	282	274	309
Age (days)								
Median (50 percentile)	60	93	116	39	52	25	25	26
90 percentile	382	466	536	154	241	257	346	414
# of Cases in Age Interval								
0 - 120 days (0 - 4 months)	290	316	325	267	271	228	213	213
121 - 240 days (5 - 8 months)	41	117	136	64	93	21	22	22
> 240 days (> 8 months)	97	102	172	6	41	33	39	39
Juv Dependency (DEP): # of Cases	249	241	279	260	283	279	247	240
Age (days)								
Median (50 percentile)	150	158	129	135	169	180	136	155
90 percentile	674	575	501	577	591	681	388	411
# of Cases in Age Interval								
0 - 60 days (0 - 2 months)	58	48	96	58	61	50	70	47
61 - 120 days (3 - 4 months)	56	41	41	59	46	44	44	53
121 - 180 days (5 - 6 months)	27	49	26	37	44	46	36	33
181 - 270 days (7 - 9 months)	31	33	40	30	49	35	43	41
> 270 days (> 9 months)	77	70	76	76	83	104	54	66
Juv Termination (TER): # of Cases	278	248	224	232	241	265	205	180
Age (days)								
Median (50 percentile)	329	411	471	550	450	464	232	220
90 percentile	1393	1520	1624	1715	1793	1866	961	1013
# of Cases in Age Interval								
0 - 60 days (0 - 2 months)	48	18	23	29	32	36	31	24
61 - 120 days (3 - 4 months)	31	21	9	24	18	28	30	35
121 - 180 days (5 - 6 months)	18	33	15	7	24	26	25	15
181 - 270 days (7 - 9 months)	14	26	38	10	13	25	26	28
> 270 days (> 9 months)	167	150	139	162	154	150	93	78
ARY/CHINS/OTHER: # of Cases	109	120	102	125	127	158	121	129
Age (days)								
Median (50 percentile)	959	585	962	336	366	166	116	129
90 percentile	1451	1543	1633	1722	1814	1858	1921	2012
# of Cases in Age Interval								
0 - 60 days (0 - 2 months)	28	21	16	33	38	42	52	49
61 - 120 days (3 - 4 months)	5	21	6	16	8	25	12	12
121 - 180 days (5 - 6 months)	5	8	7	3	9	15	6	13
181 - 270 days (7 - 9 months)	2	6	12	5	4	8	7	8
> 270 days (> 9 months)	69	64	61	68	68	68	44	47

Table 5 (cont.). Age of Pending Cases
King County Superior Court

Reporting Category	Age of Pending Cases and # of Cases in Each Age Interval							
	Q3/21	Q4/21	Q1/22	Q2/22	Q3/22	Q4/22	Q1/23	Q2/23
Juvenile Truancy: # of Cases	361	307	625	1077	900	999	1275	1739
Age (days)								
Median (50 percentile)	700	711	80	105	165	235	155	130
90 percentile	988	1080	1108	988	297	355	410	459
# of Cases in Age Interval								
0 - 60 days (0 - 2 months)	0	52	251	323	40	183	336	432
61 - 120 days (3 - 4 months)	2	4	105	273	167	55	188	379
121 - 180 days (5 - 6 months)	2	0	22	187	292	43	146	257
181 - 270 days (7 - 9 months)	0	4	0	49	295	378	40	195
> 270 days (> 9 months)	357	247	247	245	106	340	565	476
Juvenile Offender: # of Cases	319	286	233	256	256	301	334	309
Age (days)								
Median (50 percentile)	275	241	140	114	122	122	81	107
90 percentile	892	1018	581	585	549	424	372	367
# of Cases in Age Interval								
0 - 60 days (0 - 2 months)	44	50	66	73	71	86	138	86
61 - 120 days (3 - 4 months)	39	37	39	63	54	62	48	86
121 - 180 days (5 - 6 months)	27	29	34	32	40	36	51	50
181 - 270 days (7 - 9 months)	46	35	24	24	37	53	39	36
> 270 days (> 9 months)	163	135	70	64	54	64	58	51
Criminal RALJ: # of Cases	34	40	37	31	36	42	46	47
Age (days)								
Median (50 percentile)	74	132	148	156	107	109	149	184
90 percentile	393	471	284	364	425	328	344	355
# of Cases in Age Interval								
0 - 60 days (0 - 2 months)	15	9	8	8	9	11	7	8
61 - 120 days (3 - 4 months)	6	7	6	2	10	11	9	6
121 - 180 days (5 - 6 months)	4	10	8	8	5	9	12	8
181 - 270 days (7 - 9 months)	2	6	10	4	4	4	11	13
> 270 days (> 9 months)	7	8	5	9	8	7	7	12
Civil RALJ: # of Cases	37	31	29	32	23	29	36	38
Age (days)								
Median (50 percentile)	102	116	64	95	131	80	101	122
90 percentile	233	318	303	197	470	562	471	562
# of Cases in Age Interval								
0 - 60 days (0 - 2 months)	13	5	13	11	4	12	10	6
61 - 120 days (3 - 4 months)	9	11	6	9	7	5	11	13
121 - 180 days (5 - 6 months)	7	6	3	8	6	2	7	5
181 - 270 days (7 - 9 months)	5	5	3	1	2	4	1	6
> 270 days (> 9 months)	3	4	4	3	4	6	7	8

Table 6. Seattle vs. Regional Justice Center (KNT): Filing, Resolution, Pending Caseload (%)
King County Superior Court

	Q2/22		Q3/22		Q4/22		Q1/23		Q2/23	
	SEA	KNT	SEA	KNT	SEA	KNT	SEA	KNT	SEA	KNT
Filings Total	65%	35%	67%	33%	67%	33%	67%	33%	65%	35%
Criminal (excl. RALJ)	61%	39%	64%	36%	61%	39%	67%	33%	67%	33%
Civil (excl. RALJ)	59%	41%	58%	42%	59%	41%	57%	43%	58%	42%
Domestic	63%	38%	60%	40%	62%	38%	62%	38%	58%	42%
Probate	71%	29%	71%	29%	71%	29%	72%	28%	71%	29%
Guardianship	52%	48%	57%	43%	53%	47%	52%	48%	55%	45%
Adoption	71%	29%	70%	30%	81%	19%	84%	16%	67%	33%
Parentage	39%	61%	47%	53%	45%	55%	45%	55%	45%	55%
ITA (civil commitment)	100%	--	100%	--	100%	--	100%	--	100%	--
Juv. Dependency (DEP)	61%	39%	55%	45%	82%	18%	78%	22%	59%	41%
Juv. Termination (TER)	49%	51%	59%	41%	77%	23%	67%	33%	80%	20%
Juvenile ARY/CHINS/Other	58%	42%	54%	46%	45%	55%	60%	40%	40%	60%
Juvenile Truancy	23%	77%	17%	83%	46%	54%	38%	62%	32%	68%
Juvenile Offender	100%	--	100%	--	100%	--	100%	--	100%	--
Criminal RALJ	89%	11%	53%	47%	69%	31%	71%	29%	75%	25%
Civil RALJ	82%	18%	86%	14%	73%	27%	86%	14%	58%	42%
Resolution Total	67%	33%	67%	33%	67%	33%	66%	34%	66%	34%
Criminal (excl. RALJ)	53%	47%	56%	44%	59%	41%	60%	40%	58%	42%
Civil (excl. RALJ)	60%	41%	58%	42%	58%	42%	58%	42%	59%	41%
Domestic	61%	39%	61%	39%	61%	39%	59%	41%	61%	39%
Probate	71%	29%	72%	28%	71%	29%	71%	29%	71%	29%
Guardianship	53%	47%	55%	45%	53%	47%	55%	45%	50%	50%
Adoption	82%	18%	73%	27%	71%	29%	84%	16%	69%	31%
Parentage	39%	61%	41%	59%	40%	60%	46%	54%	45%	55%
ITA (civil commitment)	100%	--	100%	--	100%	--	100%	--	100%	--
Juv. Dependency (DEP)	60%	40%	67%	33%	59%	41%	69%	31%	71%	29%
Juv. Termination (TER)	54%	47%	52%	48%	52%	48%	58%	42%	69%	31%
Juvenile ARY/CHINS/Other	53%	47%	58%	42%	49%	51%	49%	51%	52%	48%
Juvenile Truancy	30%	70%	79%	21%	25%	75%	22%	78%	17%	83%
Juvenile Offender	100%	--	100%	--	100%	--	100%	--	100%	--
Criminal RALJ	80%	20%	75%	25%	89%	11%	73%	27%	55%	45%
Civil RALJ	86%	14%	81%	19%	90%	10%	86%	14%	89%	11%
Pending Total	62%	38%	62%	38%	63%	37%	63%	37%	63%	37%
Criminal (excl. RALJ)	57%	43%	59%	41%	59%	41%	62%	38%	63%	37%
Civil (excl. RALJ)	67%	33%	67%	33%	67%	33%	67%	33%	66%	34%
Domestic	60%	41%	59%	41%	59%	41%	60%	40%	59%	41%
Probate	71%	29%	70%	30%	70%	30%	71%	29%	71%	29%
Guardianship	58%	42%	58%	42%	59%	41%	57%	43%	59%	41%
Adoption	68%	32%	67%	33%	70%	30%	70%	30%	69%	31%
Parentage	30%	71%	34%	66%	36%	64%	36%	64%	37%	63%
ITA (civil commitment)	100%	--	100%	--	100%	--	100%	--	100%	--
Juv. Dependency (DEP)	63%	37%	59%	41%	65%	35%	72%	28%	68%	32%
Juv. Termination (TER)	64%	36%	64%	36%	69%	31%	69%	31%	72%	28%
Juvenile ARY/CHINS/Other	59%	41%	57%	43%	54%	46%	69%	31%	58%	42%
Juvenile Truancy	43%	57%	32%	68%	36%	64%	39%	61%	38%	62%
Juvenile Offender	100%	--	100%	--	100%	--	100%	--	100%	--
Criminal RALJ	74%	26%	64%	36%	62%	38%	63%	37%	68%	32%
Civil RALJ	88%	13%	91%	9%	83%	17%	83%	17%	74%	26%

Excluding Cases filed with the Clerk

Table 7. Quarterly Utilization of Pro Tem Judges/Commissioners ⁽¹⁾

Category	Q1/21	Q2/21	Q3/21	Q4/21	Q1/22	Q2/22	Q3/22	Q4/22	Q1/23	Q2/23
Grand Total	985	1750	1876	1880	900	2166	2012	1135	1543	1688
FTE Equivalent ⁽²⁾	2.2	3.9	4.2	4.2	2.0	4.8	4.5	2.5	3.4	3.8
By Work Type										
Pro Tem Judge	44	155	263	167	122	135	126	156	93	114
Pro Tem Commissioner	941	1595	1613	1713	778	2031	1886	979	1450	1574
By Location										
KCCH	535	738	960	769	265	980	763	446	830	588
MRJC	228	580	282	513	256	468	687	285	480	572
Juvenile	205	203	373	212	144	305	391	224	134	295
ITA	17	229	259	272	145	376	126	180	98	216
Other or Unspecified	0	0	0	115	91	38	46	0	0	18
By Calendar Type										
Criminal	25	109	233	18	12	50	40	51	16	61
Civil	0	6	3	0	0	0	0	0	3	0
Ex Parte	118	281	444	202	187	475	280	253	340	470
Family Law/Domestic	620	907	563	1062	321	922	1129	427	944	629
Dependency	185	178	346	177	125	257	351	119	68	259
Juvenile Offender	20	25	27	35	20	48	28	102	55	22
BECCA	0	0	0	0	0	0	12	3	12	15
ITA	17	229	259	272	145	376	126	180	98	216
Juvenile Drug Court	0	0	0	0	0	0	0	0	0	0
Family Treatment Court	0	0	0	0	0	0	0	0	0	0
Plea Calendar	0	11	0	0	0	0	0	0	0	0
Status/Non-Compliance	0	0	0	0	0	0	0	0	0	0
Other or Unspecified	0	0	0	115	91	0	46	0	8	18
By Reason										
Vacation Backfill	29	118	208	22	20	14	34	135	82	61
Medical Backfill	941	1588	1595	1696	778	2031	1891	982	1461	1580
Duty Time	15	38	55	30	12	83	34	18	0	22
Conference Coverage	0	8	18	17	0	0	7	0	0	8
Congestion	0	0	0	0	0	0	0	0	0	0
Vacancy Coverage	0	0	0	0	0	0	0	0	0	0
Other or Unspecified	0	0	0	115	91	38	46	0	0	18

(1) This table is based on the time sheet for compensation

(2) Judge FTE Equivalent = # of hours / [7.5 hours/day * 20 days/month * 3 months] = # of hours/450.

Data for the most current quarter are incomplete at reporting time and will be updated in next quarterly report.

The Pro Tem hours are provided quarterly by the Administrative Services Department of King County Superior Court.

Table 8. Ex Parte and Family Law Hearings and Documents Signed

Ex Parte: Hearings Held and Documents Signed								
	2022Q3		2022Q4		2023Q1		2023Q2	
	Hearings	Documents Signed	Hearings	Documents Signed	Hearings	Documents Signed	Hearings	Documents Signed
KNT (EXP04/05)								
Civil	251	971	236	934	286	627	342	626
Domestic	56	239	43	218	28	175	25	206
Probate/Guardianship	342	388	358	449	370	352	371	451
Adoption/Paternity	21	47	56	89	16	35	32	70
Ex Parte Judge Panel (EXP08)		495		409		468		428
Ex Parte Via Clerk (EXP06)		3144		2958		3262		3315
KNT Subtotal	670	5284	693	5057	700	4919	770	5096
SEA (EXP01/02)								
Civil	459	992	441	1018	357	884	426	961
Domestic	82	304	51	198	65	254	48	282
Probate/Guardianship	755	936	714	865	758	851	669	874
Adoption/Paternity	46	126	68	158	72	189	56	150
Ex Parte Judge Panel (EXP08)		1128		1082		1063		1110
Ex Parte Via Clerk (EXP07)		6715		6602		7171		6960
SEA Total	1342	10201	1274	9923	1252	10412	1199	10337
KNT/SEA Total	2012	15485	1967	14980	1952	15331	1969	15433
FAMILY LAW: Hearings Held and Documents Signed								
	2022Q3		2022Q4		2023Q1		2023Q2	
	Hearings	Documents Signed	Hearings	Documents Signed	Hearings	Documents Signed	Hearings	Documents Signed
KNT (FAM02)								
Civil	910	978	890	916	1011	845	1077	806
Domestic	370	956	315	848	303	880	298	737
Adoption/Paternity	101	273	94	254	59	258	93	291
KNT Subtotal	1381	2207	1299	2018	1373	1983	1468	1834
SEA (FAM01)								
Civil	899	977	812	870	789	954	902	1186
Domestic	472	1068	465	962	406	962	408	1073
Adoption/Paternity	38	167	33	143	36	209	30	232
SEA Total	1409	2212	1310	1975	1231	2125	1340	2491
KNT/SEA Total	2790	4419	2609	3993	2604	4108	2808	4325

Appendix Glossary and Definition

Active Status

A case is active if it is not on suspense status (see Suspense Status).

Adoption and Parentage Cases (case type 5)

ADP - Adoption
CFI - Confidential Intermediary
CHN - Confidential Change of Name
DIP - Disestablishment of Parentage
MDS - Modification/Support Only
MOD - Modification
MSC - Miscellaneous
OAA - Open Adoption Agreement
PAD - De Facto Parentage
PAG - Pre Birth Establish Parentage Genetic
PAS - Establish Parentage Gestational Surrogacy
PAT - Parentage
PPR - Initial Pre Placement Report
PRC - Parentage Rescission/Challenge
PUR - Parentage (URES/UISA)
REL - Relinquishment
ROB - Relocation Objection
TER - Termination of Parental Rights

Case

A case is defined as a filing with an assigned case number.

Civil Cases (case type 2, no RALJ)

ALR - Administrative Law Review
ALRLI - L&I Administrative Law Review
AOD - Assurance of Discontinuance
ASB - Asbestos
ASP - Asbestos Personal Injury
ASW - Asbestos Wrongful Death
BAT - Petition to Appeal/Amend Ballot Title
CAA - Motion to Confirm/Compel Arbitration Award
CHN - Non Confidential Change of Name
COL - Collection
COM - Commercial
CON - Condemnation
CRP - Certificate of Restoration of Opportunity
CRR - Petition for Certificate of Rehabilitation
DOL - Appeal Licensing Revocation
DSF - Notice of Deposit of Surplus Funds from Trustee's Sale of Real Property
DVP - Domestic Violence
ECP - Enforcement of Canadian Protection Order
EOM - Emancipation of Minor
FOR - Foreclosure
FPO - Foreign Protection Order
FVL - Motion to Show Cause /Frivolous Lien
HAR - Unlawful Harassment
HSI - Application for Health & Safety Inspection
INJ - Injunction
IPL - Complaint for Interpleader
LUP - Land Use Petition
MAL - Other Malpractice
MED - Medical Malpractice
MER - Meretricious Relationships
MHA - Malicious Harassment
MSC - Miscellaneous
MST - Minor Settlement
MWP - Minor Work Permit
NJF - Non Judicial Filing
OSS - Petition to Issue Out of State Subpoena
PBC - Petition for Birth Certificate Change
PBJ - Petition for Justification /Bail Bond Company
PCC - Petition for Civil Commitment
PFA - Property Fairness Act
PIN - Personal Injury

PPT - Petition for Perpetuation of Testimony
PRA - Public Records Act
PRG - Property Damage /Gangs
PRP - Property Damage
PVO - Petition for Vehicle Ownership
QTI - Quiet Title
RCV - Petition to Appoint Receiver
RDR - Relief from Duty to Register
RFR - Restoration of Firearms Rights
RRC - Remove Restricted Covenant
SCA - Small Claims Appeal
SDR - School District /Required Action Plan
SER - Subdivision Election Process Law Review
SPC - Seizure of Property From Commission of a Crime
SPR - Seizure of Property Resulting From a Crime
STK - Stalking Protection
SXP - Sexual Assault Protection
TMV - Tort /Motor Vehicle
TSS - Petition for Approval of Transfer of Structured Settlement
TTO - Tort /Other
UND - Unlawful Detainer
VAP - Vulnerable Adult Protection Order
VEP - Voter Election Process Law Review
VVT - Victims of Motor Vehicle Theft /Civil Action
WDE - Wrongful Death
WHC - Writ of Habeas Corpus
WMW - Miscellaneous Writs
WRM - Writ of Mandamus
WRR - Writ of Restitution
WRV - Writ of Review
XRP - Extreme Risk Protection Order

Civil Matters Filed with Clerk (case type 2)

ABJ - Abstract of Judgment
FJU - Foreign Judgment
TAX - Tax Warrants
TRJ - Transcript of Judgment
CFJ - Petition for Order Granting Judgment on Confession of Judgment

Civil RALJ Cases (case type 2)

LCA - Lower Court Appeal /Civil
LCI - Lower Court Appeal /Infractions

Completion

A case is completed if dispositive document is filed with the court following resolution.

Criminal Cases (case type 1, no RALJ)

Adult criminal cases, excluding appeals from courts of limited jurisdiction. This reporting category includes the following crime categories within SCOMIS case type 1:

Homicide
Sex Crime
Robbery
Assault
Theft/Burglary
Motor Vehicle Theft
Controlled Substance
Others

Criminal RALJ Cases (case type 1)

CRJ - Criminal RALJ

Domestic Cases (case type 3)

CIR - Committed Intimate Relationship
CUS - Child Custody
DIC - Dissolution w/ Children
DIN - Dissolution no Children
DIS - Dissolution
DPC - Dissolution of Domestic Partnership w/ Children
DPN - Dissolution of Domestic Partnership /No Children
FJU - Out of State Support Registration /Foreign Judgment
INC - Annulment /Inv of Marriage w/ Children
IND - Annulment /Inv of Domestic Partnership w/ Children
INP - Invalidity, Domestic Partnership
INV - Annulment /Invalidity
MDS - Modification/Support Only
MOD - Modification
MSC - Miscellaneous
MWA - Mandatory Wage Assignment
OSC - Out of State Custody
PPS - Parenting Plan / Child Support
PSO - Petition for Entry of KC Support Order
RCV - Relative Child Visitation
RIC - Reciprocal, Resp in County
ROB - Relocation /Objection
ROC - Reciprocal, Resp out of County
RVC - Relative Child Visits
SDC - Legal Separation, Domestic Partnership w/ Children
SEC - Legal Separation w/ Children
SEP - Legal Separation
SPD - Legal Separation, Domestic Partnership /No Children
TSS - Structured Settlement

Jury Trial

A hearing is reported as a jury trial if the jury is impaneled.

Juvenile BECCA Cases (case type 7)

ARY - At Risk Youth
CNS - Child In Need Of Services
DDP - Developmental Disability
DGN - Dependency Guardianship
EFC - Extended Foster Care, Dependency
GFC - Guardianship Foster Children
RPR - Reinstatement of Parental Rights
RVS - Relative Visitation
TRU - Truancy
VYG - Vulnerable Youth Guardianship

Juvenile Dependency Cases (case type 7)

DEP - Dependency
TER - Termination of Parental Rights

Juvenile Offender Cases (case type 8)

Homicide
Sex Crime
Robbery
Assault
Theft/Burglary
Motor Vehicle Theft

Controlled Substance
Others

Involuntary Treatment Act Cases (case type 6)

Alcoholic Treatment (ALT)
ITA - Adult (MI)
ITA - Family (MIF)
ITA - Juvenile (MIJ)

Non-Jury Trial

A hearing is reported as a non-jury trial if an opening statement is made, waived, or reserved.

Pending Case

A case is defined as pending if it is unresolved and active (not in suspense).

Post-disposition Modifications

Petition to modify parenting plan after the resolution of the original case, based on the modification schedule.

Probate and Guardianship Cases (case type 5)

ABS - Absentee
AOS - Affidavit of Successor
ASE - Affidavit of Small Estate
DSC - Disclaimer
EST - Estate
FNW - Foreign Will
G/E - Guardianship/Estate
GDE - Guardianship of the Estate
GDN - Guardianship
GDP - Guardianship of the Person
LGD - Limited Guardianship
LGE - Limited Guardianship of the Estate
LGP - Limited Guardianship of the Person
MGD - Minor Guardianship
MSC - Miscellaneous
MST - Minor Settlement
NJB - Non Judicial Binding/TEDRA Agreement
NNC - Non Probate Notice to Creditor
POA - Petition for Relief (RCW 11.94) /Power of Attorney
RGR - Registration of Guardianship
RTR - Registration of Trust /Trust Situs
SNT - Special Needs Trust
TDR - Trust/Estate Dispute Resolution
TRS - Trust
WLL - Will Only

Resolution

A case is resolved if all issues in the complaint are fully adjudicated.

Suspended Case

A case is placed in suspense status from active status during the reporting period.

Suspense Status

A case is on suspense status if it is on warrant, appeal, stay, mediation, arbitration ("Deferred Prosecution" is not a suspense status, but is treated as a resolution).

Trial

A hearing set before a judge or jury in which all the issues in the case are meant to be resolved. A trial normally includes opening statements to the court or jury stating what evidence will show, introduction of witnesses and exhibits for direct and cross examination, final arguments to the court or jury in which counsel argue both the evidence and the law, and judgment by the court or jury stating what the facts of the case are and what law applies to the facts. In a jury case, it also includes the selection of the jury. A trial can be held for one or more cases. A single trial may be held to adjudicate more than one case (as defined above).