



King County

Department of Judicial Administration

Catherine Cornwall

Director and Superior Court Clerk

(206) 296-9300 (206) 296-0100 TTY/TDD

King County Superior Court

Civil Department Statistical Report

June 2024

Department of Judicial Administration

Prepared by: Shiquan Liao, Ph.D., Statistician

July 15, 2024

Report #: CIVIL-2024-06

Seattle Courthouse
516 Third Avenue Room E609
Seattle, WA 98104-2386

Maleng Regional Justice Center
401 Fourth Avenue North Room 2C
Kent, WA 98032-4429

*Clark Children and Family
Justice Center*
1211 East Alder Room 3015
Seattle, WA 98122-5598

Civil Statistics Summary

NOTE: Washington State Supreme Court orders related to the coronavirus pandemic, beginning March 2020, affect the statistics for the foreseeable future.

The civil statistics report provides an overview of the caseload for the Civil and UFC Departments. The report includes the number of filings, number of resolutions, number of pending cases, age of resolved cases, and age of pending cases for both the SEA and MRJC locations.

The following categories are included in this report: **Civil, Domestic, Probate, Guardianship, Adoption, and Parentage.** This report includes all cases in these categories, regardless of whether a judge is assigned at filing or not.

Please note that the category of “civil” in the tables of this report is more narrowly defined. Readers are encouraged to check the Appendix at the end of this report for precise definition of the terminology used in this report.

- **Filings (Table 1, Figures 1)**

In June 2024, the total number of filings was 3,243 cases. Of those cases filed in the month, 38% were MRJC cases, and the remaining 62% were SEA cases. The year-to-date average filings were 3,403 cases per month. In comparison, the average monthly filings in 2019, 2020, 2021, 2022 and 2023 were 3,083, 2,436, 2,429, 2,601, and 2,953 cases respectively.

- **Resolutions (Table 2, Figures 2)**

The total resolutions in June 2024 were 2,981 cases. Of those cases resolved in the month, 39% of the resolutions were MRJC cases. In 2024, the average monthly resolutions were 3,128 cases. In comparison, the average monthly resolutions in 2019, 2020, 2021, 2022 and 2023 were 3,091, 2,378, 2,450, 2,592, and 2,756 cases, respectively.

- **The Age of Resolved Cases (Table 3)**

Table 3 shows the comparison between the court-adopted timeline standard (as suggested by the State Advisory Committee) with the actual age of resolved cases (time from filing to resolution).

- **Pending Caseload (Table 4, Figures 3) and Age of Pending Cases (Table 5)**

At the end of June 2024, the pending caseload for the civil department was 16,553 cases, 62% being SEA cases and 38% being MRJC cases. The age breakdown of pending cases is presented in Table 5. SEA had 152 civil cases over 24 months and 250 domestic cases over 18 months. MRJC had 60 general civil cases over 24 months and 212 domestic cases over 18 months.

Conclusions: Filings in recent months have gradually increased from the low volume during the COVID-19. In 2024, the average monthly filings were 3,403 cases. In the same period, the court resolved 3,128 cases per month on average. At the end of June 2024, the total pending caseload in the reporting categories was 16,553 cases. In comparison, the pending caseload in the same reporting categories was 15,059, 14,371, 14,085, 12,941, 13,471, and 15,082 at the year end of 2018, 2019, 2020, 2021, 2022 and 2023 respectively.

Figure 1. Monthly Filings for SEA, MRJC and SEA/MRJC Combined

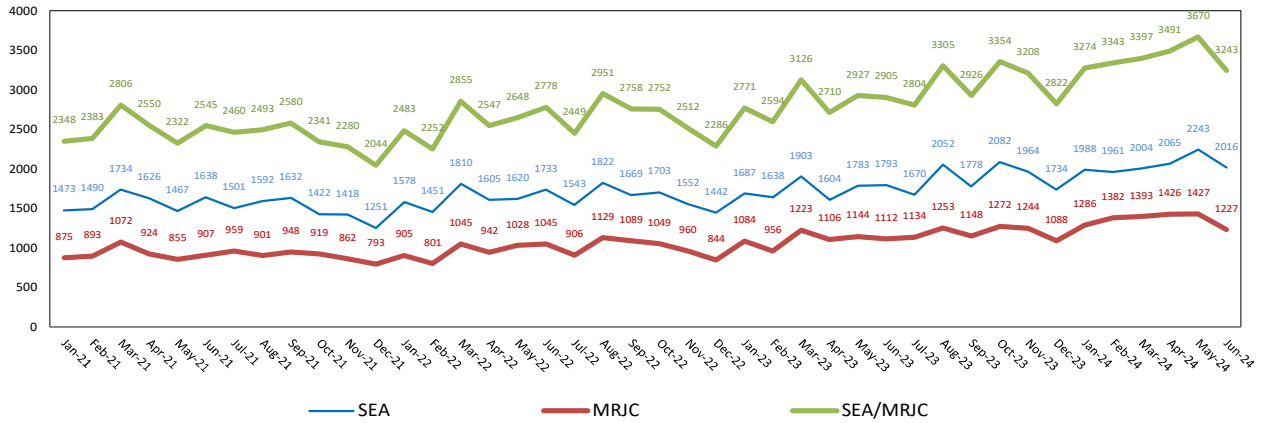


Figure 2. Monthly Resolutions for SEA, MRJC and SEA/MRJC Combined

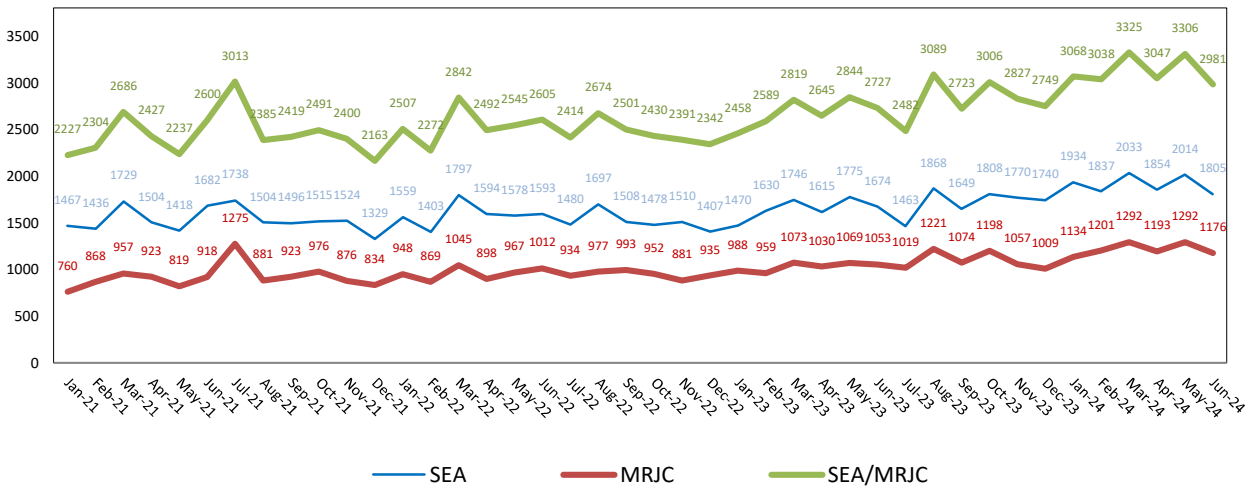


Figure 3. Monthly Pending Caseload for SEA, MRJC and SEA/MRJC Combined

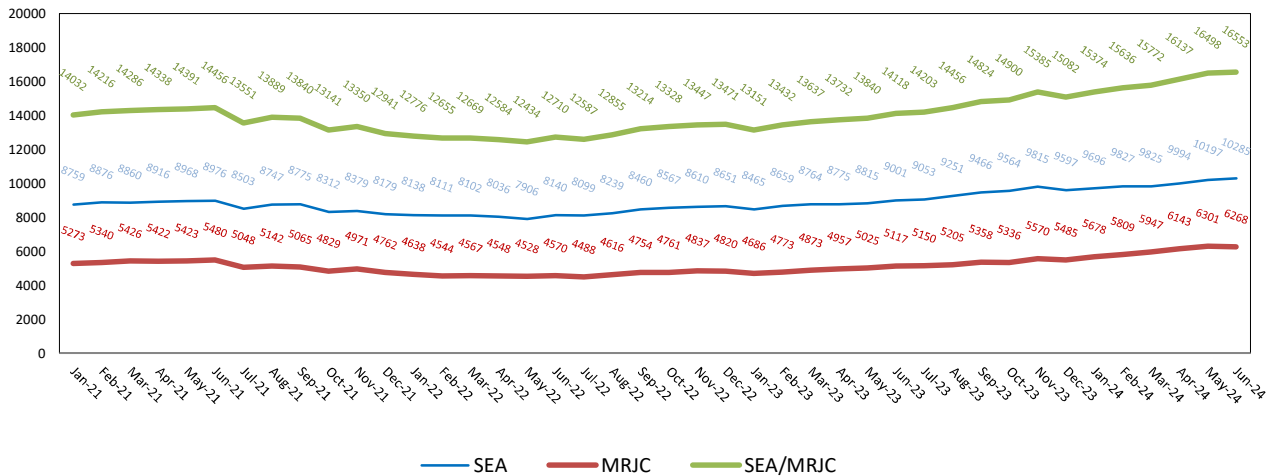


Table 1. Monthly New Filings

SEA	Jan	Feb	Mar	Apr	May	Jun	Jul	Aug	Sep	Oct	Nov	Dec
TOTAL - SEA												
2022	1578	1451	1810	1605	1620	1733	1543	1822	1669	1703	1552	1442
2023	1687	1638	1903	1604	1783	1793	1670	2052	1778	2082	1964	1734
2024	1988	1961	2004	2065	2243	2016						
Civil - SEA												
2022	749	624	804	734	798	861	783	878	781	868	783	686
2023	749	765	918	817	897	932	942	1138	948	1211	1124	1029
2024	1053	1068	1057	1181	1284	1228						
Domestic - SEA												
2022	298	275	326	333	314	343	286	348	327	296	275	262
2023	322	341	377	273	325	325	292	385	373	315	332	251
2024	335	326	355	369	368	335						
Probate - SEA												
2022	489	507	612	473	433	466	387	507	480	445	413	428
2023	520	467	516	439	483	451	367	445	383	468	453	387
2024	524	479	497	444	500	380						
Guardianship - SEA												
2022	14	11	12	36	51	38	45	52	44	49	43	33
2023	60	33	52	53	44	44	39	57	52	46	47	37
2024	46	46	56	40	51	43						
Adoption - SEA												
2022	16	25	39	17	15	18	27	24	22	33	22	16
2023	25	26	24	20	20	19	18	22	9	25	21	10
2024	16	27	25	12	20	13						
Parentage - SEA												
2022	12	9	17	12	9	7	15	13	15	11	16	17
2023	11	6	16	2	14	22	12	5	13	17	12	20
2024	14	15	14	19	20	17						

MRJC	Jan	Feb	Mar	Apr	May	Jun	Jul	Aug	Sep	Oct	Nov	Dec
TOTAL - MRJC												
2022	905	801	1045	942	1028	1045	906	1129	1089	1049	960	844
2023	1084	956	1223	1106	1144	1112	1134	1253	1148	1272	1244	1088
2024	1286	1382	1393	1426	1427	1227						
Civil - MRJC												
2022	493	399	567	523	560	603	517	631	594	600	541	473
2023	585	552	691	614	662	669	699	810	746	793	695	729
2024	826	908	877	901	947	817						
Domestic - MRJC												
2022	179	165	223	199	214	182	167	237	235	195	176	147
2023	213	187	249	229	221	209	216	203	177	213	209	166
2024	205	172	229	248	206	187						
Probate - MRJC												
2022	192	201	215	174	182	197	166	185	205	177	191	170
2023	221	170	206	206	196	166	160	188	154	199	186	149
2024	203	243	214	230	198	176						
Guardianship - MRJC												
2022	15	15	18	29	47	41	33	51	23	45	35	33
2023	38	38	58	36	39	40	34	33	48	45	40	29
2024	42	47	47	30	39	30						
Adoption - MRJC												
2022	4	9	7	7	6	7	7	10	15	9	3	5
2023	8	1	5	9	10	10	8	9	3	10	7	1
2024	2	2	7	3	7	6						
Parentage - MRJC												
2022	22	12	15	10	19	15	16	15	17	23	14	16
2023	19	8	14	12	16	18	17	10	20	12	15	14
2024	8	10	19	14	30	12						

“Civil” includes all civil actions (including RALJ), except “Matters Filed with Clerk” (Petition for Order Granting Judgment on Confession of Judgment, Tax Warrants, Abstract of Judgment, Foreign Judgment, and Transcript of Judgment), Domestic, Probate, Guardianship, Adoption, and Paternity cases.

Table 2. Monthly Resolutions

SEA	Jan	Feb	Mar	Apr	May	Jun	Jul	Aug	Sep	Oct	Nov	Dec
TOTAL - SEA												
2022	1559	1403	1797	1594	1578	1593	1480	1697	1508	1478	1510	1407
2023	1470	1630	1746	1615	1775	1674	1463	1868	1643	1808	1770	1740
2024	1934	1837	2033	1854	2014	1805						
Civil - SEA												
2022	734	622	808	733	783	781	744	808	676	716	764	625
2023	681	801	842	825	897	853	769	1039	893	1000	937	959
2024	1101	1019	1106	984	1074	1077						
Domestic - SEA												
2022	357	276	387	300	308	296	299	342	298	294	252	318
2023	255	283	325	291	350	315	266	322	293	291	340	328
2024	305	309	336	372	347	290						
Probate - SEA												
2022	418	438	535	467	404	455	380	479	455	386	420	409
2023	454	482	499	435	455	425	366	427	391	433	402	395
2024	464	430	510	417	498	371						
Guardianship - SEA												
2022	35	37	32	47	38	32	33	42	47	41	37	32
2023	43	36	45	32	36	57	36	47	39	49	50	35
2024	42	49	48	44	49	41						
Adoption - SEA												
2022	13	16	29	29	30	22	15	19	18	29	26	16
2023	20	15	28	25	22	14	16	26	20	20	25	15
2024	15	14	20	24	24	11						
Parentage - SEA												
2022	12	14	26	18	15	7	9	7	14	12	11	7
2023	17	13	7	7	15	10	10	7	13	15	16	8
2024	7	16	13	13	22	15						

MRJC	Jan	Feb	Mar	Apr	May	Jun	Jul	Aug	Sep	Oct	Nov	Dec
TOTAL - MRJC												
2022	948	869	1045	898	967	1012	934	977	993	952	881	935
2023	988	959	1073	1030	1069	1053	1019	1221	1074	1198	1057	1009
2024	1134	1201	1292	1193	1292	1176						
Civil - MRJC												
2022	499	442	553	504	487	564	521	544	561	558	470	514
2023	501	560	622	589	615	613	624	758	681	768	648	617
2024	718	726	871	746	812	753						
Domestic - MRJC												
2022	222	207	222	177	227	181	197	217	184	173	187	195
2023	208	179	202	190	210	208	202	216	189	200	187	188
2024	186	198	179	176	198	188						
Probate - MRJC												
2022	180	160	209	156	185	210	147	165	203	169	167	161
2023	214	178	199	186	190	161	143	185	144	178	175	166
2024	177	229	192	208	214	188						
Guardianship - MRJC												
2022	24	34	20	34	39	32	47	28	27	33	30	36
2023	46	25	31	45	34	44	27	40	32	41	28	30
2024	35	29	35	42	46	30						
Adoption - MRJC												
2022	5	4	18	4	9	5	7	5	7	7	8	14
2023	7	3	2	1	10	17	4	6	12	3	6	4
2024	3	4	7	7	2	3						
Parentage - MRJC												
2022	18	22	23	23	20	20	15	18	11	12	19	15
2023	12	14	17	19	10	10	19	16	16	8	13	4
2024	15	15	8	14	19	14						

“Civil” includes all civil actions (including RALJ), except “Matters Filed with Clerk” (Petition for Order Granting Judgment on Confession of Judgment, Tax Warrants, Abstract of Judgment, Foreign Judgment, and Transcript of Judgment), Domestic, Probate, Guardianship, Adoption, and Parentage cases.

Table 3. Percentage of Cases Resolved in Specified Time Intervals

SEA	Jun 2023	Jul 2023	Aug 2023	Sep 2023	Oct 2023	Nov 2023	Dec 2023	Jan 2024	Feb 2024	Mar 2024	Apr 2024	May 2024	Jun 2024
Civil - SEA													
90% in 12 months	85%	87%	88%	91%	94%	91%	88%	83%	88%	87%	89%	88%	83%
98% in 18 months	93%	95%	95%	97%	99%	97%	95%	91%	95%	94%	95%	94%	91%
100% in 24 months	96%	98%	98%	98%	99%	99%	98%	95%	98%	97%	98%	96%	93%
Domestic - SEA													
90% in 8 months	64%	54%	63%	61%	61%	56%	60%	56%	61%	55%	59%	57%	60%
98% in 10 months	74%	64%	70%	69%	67%	63%	70%	64%	68%	66%	69%	68%	74%
100% in 14 months	88%	85%	89%	88%	85%	82%	86%	84%	85%	88%	87%	82%	89%
Probate - SEA													
90% in 8 months	98%	98%	97%	96%	99%	100%	98%	99%	99%	98%	97%	99%	98%
98% in 18 months	99%	99%	99%	99%	100%	100%	99%	100%	100%	100%	99%	99%	100%
100% in 36 months	100%	100%	100%	100%	100%	100%	100%	100%	100%	100%	100%	100%	100%
Guardianship - SEA													
90% in 8 months	100%	97%	96%	97%	98%	94%	89%	93%	100%	94%	96%	92%	98%
98% in 18 months	100%	100%	100%	100%	100%	100%	97%	100%	100%	100%	98%	96%	100%
100% in 36 months	100%	100%	100%	100%	100%	100%	100%	100%	100%	100%	100%	100%	100%
Adoption - SEA													
90% in 8 months	93%	81%	85%	85%	90%	100%	100%	67%	64%	100%	88%	96%	100%
98% in 10 months	93%	88%	88%	95%	90%	100%	100%	67%	71%	100%	88%	100%	100%
100% in 14 months	100%	88%	88%	100%	90%	100%	100%	67%	71%	100%	96%	100%	100%
Parentage - SEA													
90% in 8 months	70%	60%	57%	77%	87%	69%	75%	86%	56%	77%	62%	73%	73%
98% in 10 months	80%	70%	86%	85%	87%	81%	88%	86%	75%	85%	69%	77%	73%
100% in 14 months	90%	90%	86%	100%	100%	94%	88%	86%	94%	92%	92%	77%	87%
MRJC													
Civil - MRJC													
90% in 12 months	93%	94%	95%	93%	94%	94%	91%	89%	94%	90%	93%	89%	82%
98% in 18 months	97%	98%	98%	97%	99%	97%	96%	92%	98%	95%	96%	93%	86%
100% in 24 months	98%	99%	99%	99%	99%	99%	97%	96%	99%	96%	99%	93%	88%
Domestic - MRJC													
90% in 8 months	59%	51%	64%	62%	54%	55%	49%	66%	58%	51%	62%	47%	55%
98% in 10 months	73%	62%	73%	70%	64%	72%	65%	74%	65%	61%	70%	61%	62%
100% in 14 months	90%	89%	89%	88%	86%	87%	86%	90%	84%	83%	92%	87%	83%
Probate - MRJC													
90% in 8 months	99%	97%	100%	96%	99%	99%	98%	100%	99%	98%	99%	97%	98%
98% in 18 months	99%	99%	100%	99%	100%	100%	100%	100%	100%	100%	100%	100%	100%
100% in 36 months	100%	100%	100%	100%	100%	100%	100%	100%	100%	100%	100%	100%	100%
Guardianship - MRJC													
90% in 8 months	91%	93%	100%	91%	95%	100%	93%	97%	90%	91%	93%	94%	90%
98% in 18 months	100%	100%	100%	97%	100%	100%	97%	100%	100%	97%	100%	100%	100%
100% in 36 months	100%	100%	100%	100%	100%	100%	100%	100%	100%	100%	100%	100%	100%
Adoption - MRJC													
90% in 8 months	59%	100%	100%	100%	67%	100%	75%	67%	25%	86%	71%	50%	100%
98% in 10 months	65%	100%	100%	100%	67%	100%	75%	100%	75%	86%	71%	50%	100%
100% in 14 months	71%	100%	100%	100%	100%	100%	75%	100%	75%	86%	71%	50%	100%
Parentage - MRJC													
90% in 8 months	60%	53%	31%	56%	50%	46%	0%	27%	47%	25%	64%	37%	64%
98% in 10 months	70%	84%	63%	69%	88%	54%	0%	60%	67%	63%	71%	53%	71%
100% in 14 months	80%	90%	81%	81%	88%	62%	100%	87%	80%	63%	93%	79%	93%

Age of resolved cases – the time between filing and resolution, minus any suspense time if applicable.

Court adopted time guideline (based on suggestion from BJA State Advisory Committee, see LCR 4 official comment): (a) Civil - 90% by 360 days (12 months), 98% by 540 days (18 months); (b) Domestic - 90% by 240 days (8 months), 98% by 300 days (10 months); (c) Probate/Guardianship - 90% by 240 days (8 months), 98% by 540 days (18 months); (d) Adoption/Parentage - 90% by 240 days (8 months); 98% by 300 days (10 months).

“Civil” includes all civil actions (including RALJ), except “Matters Filed with Clerk” (Petition for Order Granting Judgment on Confession of Judgment, Tax Warrants, Abstract of Judgment, Foreign Judgment, and Transcript of Judgment), Domestic, Probate, Guardianship, Adoption, and Parentage cases.

Table 4. Pending Caseload at the End of the Month

SEA	Jan	Feb	Mar	Apr	May	Jun	Jul	Aug	Sep	Oct	Nov	Dec
TOTAL - SEA												
2022	8138	8111	8102	8036	7906	8140	8099	8239	8460	8567	8610	8651
2023	8465	8659	8764	8775	8815	9001	9053	9251	9466	9564	9815	9597
2024	9696	9827	9825	9994	10197	10285						
Civil - SEA												
2022	4151	4209	4177	4156	4086	4230	4203	4290	4428	4499	4522	4593
2023	4420	4514	4531	4563	4599	4734	4801	4897	5019	5121	5313	5244
2024	5234	5306	5300	5457	5663	5745						
Domestic - SEA												
2022	2494	2483	2522	2509	2478	2555	2509	2531	2580	2559	2588	2544
2023	2491	2599	2663	2638	2623	2638	2635	2713	2816	2781	2809	2676
2024	2739	2751	2762	2785	2785	2794						
Probate - SEA												
2022	960	934	937	864	862	866	876	895	916	972	958	966
2023	1012	991	1010	1004	1024	1050	1040	1058	1046	1081	1122	1111
2024	1166	1205	1188	1191	1190	1196						
Guardianship - SEA												
2022	270	225	196	260	266	274	279	283	287	294	290	285
2023	295	293	297	317	323	313	314	323	334	326	318	314
2024	306	305	314	301	303	302						
Adoption - SEA												
2022	177	182	197	182	158	156	169	175	178	178	181	181
2023	179	193	186	180	177	182	178	177	169	172	172	159
2024	155	164	165	157	155	152						
Parentage - SEA												
2022	86	78	73	65	56	56	63	65	71	65	71	82
2023	68	69	77	73	69	84	85	83	82	83	81	93
2024	96	96	96	103	101	96						

MRJC	Jan	Feb	Mar	Apr	May	Jun	Jul	Aug	Sep	Oct	Nov	Dec
TOTAL - MRJC												
2022	4638	4544	4567	4548	4528	4570	4488	4616	4754	4761	4837	4820
2023	4686	4773	4873	4957	5025	5117	5150	5205	5358	5336	5570	5485
2024	5678	5809	5947	6143	6301	6268						
Civil - MRJC												
2022	2007	1990	2016	2008	2026	2072	2049	2112	2158	2156	2218	2235
2023	2198	2241	2267	2297	2343	2428	2450	2519	2640	2612	2813	2831
2024	2947	3069	3131	3228	3418	3417						
Domestic - MRJC												
2022	1727	1695	1748	1757	1724	1739	1675	1695	1779	1762	1769	1737
2023	1670	1702	1754	1800	1809	1810	1799	1799	1808	1787	1801	1728
2024	1776	1768	1802	1911	1891	1870						
Probate - MRJC												
2022	460	452	418	373	368	350	368	383	386	393	415	422
2023	409	411	410	428	433	435	451	453	460	480	484	461
2024	492	505	523	532	518	503						
Guardianship - MRJC												
2022	193	158	152	190	197	200	188	211	205	214	204	204
2023	184	203	225	213	215	219	222	212	229	229	235	227
2024	232	247	259	245	233	235						
Adoption - MRJC												
2022	83	82	75	78	74	75	73	80	87	90	87	78
2023	79	77	80	87	86	81	84	86	79	85	83	78
2024	78	74	73	70	75	77						
Parentage - MRJC												
2022	168	167	158	142	139	134	135	135	139	146	144	144
2023	146	139	137	132	139	144	144	136	142	143	154	160
2024	153	146	159	157	166	166						

SEA/MRJC	Jan	Feb	Mar	Apr	May	Jun	Jul	Aug	Sep	Oct	Nov	Dec
2022	12776	12655	12669	12584	12434	12710	12587	12855	13214	13328	13447	13471
2023	13151	13432	13637	13732	13840	14118	14203	14456	14824	14900	15385	15082
2024	15374	15636	15772	16137	16498	16553						

Pending caseload = cases remain active and unresolved at the end of reporting period, excluding cases on suspense status (in arbitration, appeal).

Table 5. Age of Pending Cases

SEA	Jun 2023	Jul 2023	Aug 2023	Sep 2023	Oct 2023	Nov 2023	Dec 2023	Jan 2024	Feb 2024	Mar 2024	Apr 2024	May 2024	Jun 2024
Civil - SEA													
Median Age (50 th percentile) *	155	155	156	152	148	142	145	143	142	145	145	143	137
# of Cases in Age Interval													
0 - 120 days (0 - 4 months)	1974	2012	2077	2116	2253	2373	2284	2332	2324	2265	2423	2528	2633
121 - 240 days (5 - 8 months)	1073	1104	1139	1147	1108	1140	1224	1186	1295	1346	1377	1457	1454
241 - 360 days (9 - 12 months)	753	732	709	711	717	725	709	718	714	744	763	737	803
361 - 540 days (13 - 18 months)	514	530	543	587	580	572	522	499	485	468	460	498	497
541 - 720 days (19 - 24 months)	175	169	176	207	208	240	255	265	255	242	237	233	206
> 720 days (> 24 months)	245	254	253	251	255	263	250	234	233	235	197	210	152
Domestic - SEA													
Median Age (50 th percentile) *	145	151	151	145	142	143	152	155	157	154	148	136	139
# of Cases in Age Interval													
0 - 120 days (0 - 4 months)	1135	1105	1176	1237	1233	1242	1109	1098	1111	1157	1267	1279	1274
121 - 240 days (5 - 8 months)	612	666	671	686	658	648	689	750	744	722	636	610	617
241 - 360 days (9 - 12 months)	412	375	356	366	372	413	396	399	393	381	395	422	426
361 - 540 days (13 - 18 months)	235	248	271	274	260	246	212	218	229	237	216	217	227
> 540 days (> 18 months)	244	241	239	253	258	260	270	274	274	265	271	257	250
Probate - SEA													
Median Age (50 th percentile) *	488	521	539	573	575	568	605	586	568	621	624	647	663
# of Cases in Age Interval													
0 - 120 days (0 - 4 months)	244	232	234	209	224	241	212	251	268	233	256	234	232
121 - 240 days (5 - 8 months)	107	105	120	113	118	111	114	106	113	119	108	112	105
241 - 360 days (9 - 12 months)	78	73	68	81	81	93	101	98	99	89	93	90	88
361 - 540 days (13 - 18 months)	122	121	107	98	100	97	89	107	111	116	104	113	117
> 540 days (> 18 months)	499	509	529	545	558	580	595	604	614	631	630	641	654
Guardianship - SEA													
Median Age (50 th percentile) *	337	368	374	370	412	461	499	552	581	583	642	673	703
# of Cases in Age Interval													
0 - 120 days (0 - 4 months)	106	104	105	108	105	100	99	96	89	104	100	103	101
121 - 240 days (5 - 8 months)	30	31	38	33	24	23	17	20	25	20	18	14	14
241 - 360 days (9 - 12 months)	26	18	17	23	25	20	25	11	9	9	10	11	13
361 - 540 days (13 - 18 months)	22	31	27	29	30	29	25	24	23	17	14	13	13
> 540 days (> 18 months)	129	130	136	141	142	146	148	155	159	164	159	162	161
Adoption - SEA													
Median Age (50 th percentile) *	493	463	497	594	623	653	787	608	539	559	643	674	724
# of Cases in Age Interval													
0 - 120 days (0 - 4 months)	42	40	36	28	34	35	24	33	45	44	42	37	28
121 - 240 days (5 - 8 months)	19	19	22	22	15	11	11	12	14	15	11	11	15
241 - 360 days (9 - 12 months)	19	13	11	7	9	10	12	12	8	6	4	6	7
361 - 540 days (13 - 18 months)	18	23	20	24	23	20	15	12	15	16	13	12	13
> 540 days (> 18 months)	84	83	88	88	91	96	97	86	82	84	87	89	89
Parentage - SEA													
Median Age (50 th percentile) *	114	120	122	126	146	157	144	135	141	136	125	136	128
# of Cases in Age Interval													
0 - 120 days (0 - 4 months)	43	43	41	39	35	32	43	42	45	45	50	47	46
121 - 240 days (5 - 8 months)	22	21	19	19	26	22	23	23	21	22	24	26	23
241 - 360 days (9 - 12 months)	13	16	17	12	9	13	12	16	18	14	12	14	13
361 - 540 days (13 - 18 months)	3	3	5	11	11	12	13	14	8	10	11	10	9
> 540 days (> 18 months)	3	2	1	1	2	2	2	1	4	5	6	4	5

*Age of active pending cases is time elapsed from filing date to the end of the reporting period, minus any suspense time (in appeal, stay, mediation, arbitration) if applicable. The "median age" indicates the age of half (50%) of the pending cases (half are more, half are less) than the number of days indicated in the table.

"Civil" includes all civil actions (including RALJ), except "Matters Filed with Clerk" (Petition for Order Granting Judgment on Confession of Judgment, Tax Warrants, Abstract of Judgment, Foreign Judgment, and Transcript of Judgment), Domestic, Probate, Guardianship, Adoption, and Paternity cases.

Table 5. Age of Pending Cases (cont.)

MRJC	Jun 2023	Jul 2023	Aug 2023	Sep 2023	Oct 2023	Nov 2023	Dec 2023	Jan 2024	Feb 2024	Mar 2024	Apr 2024	May 2024	Jun 2024
Civil - MRJC													
Median Age (50 th percentile) *	141	141	136	123	124	116	123	119	116	117	106	115	117
# of Cases in Age Interval													
0 - 120 days (0 - 4 months)	1099	1108	1169	1298	1292	1426	1395	1490	1565	1601	1727	1780	1761
121 - 240 days (5 - 8 months)	488	524	549	520	501	543	614	678	732	799	788	870	941
241 - 360 days (9 - 12 months)	332	298	267	260	269	292	320	297	277	274	317	369	411
361 - 540 days (13 - 18 months)	200	202	206	236	210	207	171	175	185	173	168	164	174
541 - 720 days (19 - 24 months)	79	88	94	85	92	85	89	87	86	88	78	87	70
> 720 days (> 24 months)	230	230	234	241	248	260	242	220	224	196	150	148	60
Domestic- MRJC													
Median Age (50 th percentile) *	141	147	150	159	160	156	164	170	171	167	162	150	157
# of Cases in Age Interval													
0 - 120 days (0 - 4 months)	801	781	746	734	746	725	667	685	683	720	816	804	790
121 - 240 days (5 - 8 months)	401	434	488	484	458	476	451	462	462	420	404	419	417
241 - 360 days (9 - 12 months)	258	242	223	228	237	258	273	282	269	307	299	289	287
361 - 540 days (13 - 18 months)	145	132	134	148	135	128	118	127	144	148	175	166	164
> 540 days (> 18 months)	205	210	208	214	211	214	219	220	210	207	217	213	212
Probate - MRJC													
Median Age (50 th percentile) *	421	385	410	403	400	429	490	470	477	479	454	521	581
# of Cases in Age Interval													
0 - 120 days (0 - 4 months)	129	132	115	111	135	127	100	114	124	138	156	140	119
121 - 240 days (5 - 8 months)	42	45	62	70	58	55	48	51	54	47	43	41	44
241 - 360 days (9 - 12 months)	38	44	38	34	34	38	47	54	45	43	32	30	34
361 - 540 days (13 - 18 months)	23	21	26	34	41	45	47	47	52	53	53	51	47
> 540 days (> 18 months)	203	209	212	211	212	219	219	226	230	242	248	256	259
Guardianship - MRJC													
Median Age (50 th percentile) *	173	175	230	202	223	247	280	257	234	214	237	305	298
# of Cases in Age Interval													
0 - 120 days (0 - 4 months)	97	92	76	95	89	87	78	89	100	106	95	80	80
121 - 240 days (5 - 8 months)	24	31	31	30	32	30	26	26	25	27	28	27	29
241 - 360 days (9 - 12 months)	23	16	17	17	16	23	23	19	21	19	17	19	16
361 - 540 days (13 - 18 months)	15	21	22	20	21	22	28	14	16	23	20	19	21
> 540 days (> 18 months)	60	62	66	67	71	73	72	84	85	84	85	88	89
Adoption - MRJC													
Median Age (50 th percentile) *	1198	986	933	1293	1050	1136	1389	1415	1460	1473	1521	1319	1293
# of Cases in Age Interval													
0 - 120 days (0 - 4 months)	15	17	18	11	15	12	8	8	5	8	7	11	13
121 - 240 days (5 - 8 months)	2	3	3	3	6	7	7	6	7	5	3	3	1
241 - 360 days (9 - 12 months)	10	8	7	6	1	1	0	2	3	3	4	4	4
361 - 540 days (13 - 18 months)	7	8	10	9	12	11	9	8	6	5	1	2	3
> 540 days (> 18 months)	47	48	48	50	51	52	54	54	53	52	55	55	56
Parentage - MRJC													
Median Age (50 th percentile) *	169	156	151	150	155	151	161	170	168	168	175	170	178
# of Cases in Age Interval													
0 - 120 days (0 - 4 months)	56	62	57	55	57	62	65	57	53	48	47	68	69
121 - 240 days (5 - 8 months)	41	33	35	39	39	46	41	44	44	55	53	46	39
241 - 360 days (9 - 12 months)	20	20	20	22	20	22	27	25	26	32	31	27	31
361 - 540 days (13 - 18 months)	14	12	10	12	14	12	16	15	15	15	16	17	17
> 540 days (> 18 months)	13	17	14	14	13	12	11	12	8	9	10	8	10

*Age of active pending cases is time elapsed from filing date to the end of the reporting period, minus any suspense time (in appeal, stay, mediation, arbitration) if applicable. The "median age" indicates the age of half (50%) of the pending cases (half are more, half are less) than the number of days indicated in the table.

"Civil" includes all civil actions (including RALJ), except "Matters Filed with Clerk" (Petition for Order Granting Judgment on Confession of Judgment, Tax Warrants, Abstract of Judgment, Foreign Judgment, and Transcript of Judgment), Domestic, Probate, Guardianship, Adoption, and Parentage cases.

Table 6. SEA/MRJC Filings, Resolutions, and Pending Caseload as a Percentage of All Cases

	Jun 2023	Jul 2023	Aug 2023	Sep 2023	Oct 2023	Nov 2023	Dec 2023	Jan 2024	Feb 2024	Mar 2024	Apr 2024	May 2024	Jun 2024
Total Filings	2905	2804	3305	2926	3354	3208	2822	3274	3343	3397	3491	3670	3243
SEA - # of Cases Filed	1793	1670	2052	1778	2082	1964	1734	1988	1961	2004	2065	2243	2016
MRJC - # of Cases Filed	1112	1134	1253	1148	1272	1244	1088	1286	1382	1393	1426	1427	1227
SEA %	62%	60%	62%	61%	62%	61%	61%	61%	59%	59%	59%	61%	62%
MRJC %	38%	40%	38%	39%	38%	39%	39%	39%	41%	41%	41%	39%	38%
Total Resolutions	2727	2482	3089	2723	3006	2827	2749	3068	3038	3325	3047	3306	2981
SEA - # of Cases Resolved	1674	1463	1868	1649	1808	1770	1740	1934	1837	2033	1854	2014	1805
MRJC - # of Cases Resolved	1053	1019	1221	1074	1198	1057	1009	1134	1201	1292	1193	1292	1176
SEA %	61%	59%	60%	61%	60%	63%	63%	63%	60%	61%	61%	61%	61%
MRJC %	39%	41%	40%	39%	40%	37%	37%	37%	40%	39%	39%	39%	39%
Total Pending Cases	14118	14203	14456	14824	14900	15385	15082	15374	15636	15772	16137	16498	16553
SEA - # of Cases Pending	9001	9053	9251	9466	9564	9815	9597	9696	9827	9825	9994	10197	10285
MRJC - # of Cases Pending	5117	5150	5205	5358	5336	5570	5485	5678	5809	5947	6143	6301	6268
SEA %	64%	64%	64%	64%	64%	64%	64%	63%	63%	62%	62%	62%	62%
MRJC %	36%	36%	36%	36%	36%	36%	36%	37%	37%	38%	38%	38%	38%

All civil actions (including RALJ), except "Matters Filed with Clerk" (Petition for Order Granting Judgment on Confession of Judgment, Tax Warrants, Abstract of Judgment, Foreign Judgment, and Transcript of Judgment), Domestic, Probate, Guardianship, Adoption, and Parentage cases.

Appendix Glossary and Definition

Active Status

A case is active if it is not on suspense status (see Suspense Status).

Adoption and Parentage Cases (case type 5)

ADP - Adoption
CFI - Confidential Intermediary
CHN - Confidential Change of Name
DIP - Disestablishment of Parentage
MDS - Modification/Support Only
MOD - Modification
MSC - Miscellaneous
OAA - Open Adoption Agreement
PAD - De Facto Parentage
PAG - Pre Birth Establish Parentage Genetic
PAS - Establish Parentage Gestational Surrogacy
PAT - Parentage
PPR - Initial Pre Placement Report
PRC - Parentage Rescission/Challenge
PUR - Parentage (URES/UIFSA)
REL - Relinquishment
ROB - Relocation Objection
TER - Termination of Parental Rights

Case

A case is defined as a filing with an assigned case number.

Civil Cases (case type 2, no RALJ)

ALR - Administrative Law Review
ALRLI - L&I Administrative Law Review
AOD - Assurance of Discontinuance
ASB - Asbestos
ASP - Asbestos Personal Injury
ASW - Asbestos Wrongful Death
BAT - Petition to Appeal/Amend Ballot Title
CAA - Motion to Confirm/Compel Arbitration Award
CFJ - Petition for Order Granting Judgment on Confession of Judgment
CHN - Non Confidential Change of Name
COL - Collection
COM - Commercial
CON - Condemnation
CRP - Certificate of Restoration of Opportunity
CRR - Petition for Certificate of Rehabilitation
DOL - Appeal Licensing Revocation
DSF - Notice of Deposit of Surplus Funds from Trustee's Sale of Real Property
DVP - Domestic Violence
ECP - Enforcement of Canadian Protection Order
EOM - Emancipation of Minor
FOR - Foreclosure
FPO - Foreign Protection Order
FVL - Motion to Show Cause /Frivolous Lien
HAR - Unlawful Harassment
HSI - Application for Health & Safety Inspection
INJ - Injunction
IPL - Complaint for Interpleader
LUP - Land Use Petition
MAL - Other Malpractice
MED - Medical Malpractice
MER - Meretricious Relationships
MHA - Malicious Harassment
MSC - Miscellaneous
MST - Minor Settlement
MWP - Minor Work Permit
NJF - Non Judicial Filing
OSS - Petition to Issue Out of State Subpoena
PBC - Petition for Birth Certificate Change
PBJ - Petition for Justification /Bail Bond Company
PCC - Petition for Civil Commitment
PFA - Property Fairness Act
PIN - Personal Injury
PPT - Petition for Perpetuation of Testimony

PRA - Public Records Act
PRG - Property Damage /Gangs
PRP - Property Damage
PVO - Petition for Vehicle Ownership
QTI - Quiet Title
RCV - Petition to Appoint Receiver
RDR - Relief from Duty to Register
RFR - Restoration of Firearms Rights
RRC - Remove Restricted Covenant
SCA - Small Claims Appeal
SDR - School District /Required Action Plan
SER - Subdivision Election Process Law Review
SPC - Seizure of Property From Commission of a Crime
SPR - Seizure of Property Resulting From a Crime
STK - Stalking Protection
SXP - Sexual Assault Protection
TMV - Tort /Motor Vehicle
TSS - Petition for Approval of Transfer of Structured Settlement
TTO - Tort /Other
UND - Unlawful Detainer
VAP - Vulnerable Adult Protection Order
VEP - Voter Election Process Law Review
VVT - Victims of Motor Vehicle Theft /Civil Action
WDE - Wrongful Death
WHC - Writ of Habeas Corpus
WMW - Miscellaneous Writs
WRM - Writ of Mandamus
WRR - Writ of Restitution
WRV - Writ of Review
XRP - Extreme Risk Protection Order

Completion

A case is completed if dispositive document is filed with the court following resolution.

Domestic Cases (case type 3)

CIR - Committed Intimate Relationship
CUS - Child Custody
DIC - Dissolution w/ Children
DIN - Dissolution no Children
DIS - Dissolution
DPC - Dissolution of Domestic Partnership w/ Children
DPN - Dissolution of Domestic Partnership /No Children
FJU - Out of State Support Registration /Foreign Judgment
INC - Annulment /Inv of Marriage w/ Children
IND - Annulment /Inv of Domestic Partnership w/ Children
INP - Invalidity, Domestic Partnership
INV - Annulment /Invalidity
MDS - Modification/Support Only
MOD - Modification
MSC - Miscellaneous
MWA - Mandatory Wage Assignment
OSC - Out of State Custody
PPS - Parenting Plan / Child Support
PSO - Petition for Entry of KC Support Order
RCV - Relative Child Visitation
RIC - Reciprocal, Resp in County
ROB - Relocation /Objection
ROC - Reciprocal, Resp out of County
RVC - Relative Child Visits
SDC - Legal Separation, Domestic Partnership w/ Children
SEC - Legal Separation w/ Children
SEP - Legal Separation
SPD - Legal Separation, Domestic Partnership /No Children
TSS - Structured Settlement
EFC - Extended Foster Care, Dependency
GFC - Guardianship Foster Children
RPR - Reinstatement of Parental Rights
RVS - Relative Visitation
TRU - Truancy
VYG - Vulnerable Youth Guardianship

Probate and Guardianship Cases (case type 4)

ABS - Absentee
AOS - Affidavit of Successor
ASE - Affidavit of Small Estate
DSC - Disclaimer
EST - Estate
FNW - Foreign Will
G/E - Guardianship/Estate
GDE - Guardianship of the Estate
GDN - Guardianship
GDP - Guardianship of the Person
LGD - Limited Guardianship
LGE - Limited Guardianship of the Estate
LGP - Limited Guardianship of the Person
MGD - Minor Guardianship
MSC - Miscellaneous
MST - Minor Settlement
NJB - Non Judicial Binding/TEDRA Agreement
NNC - Non Probate Notice to Creditor
POA - Petition for Relief (RCW 11.94) /Power of Attorney
RGR - Registration of Guardianship
RTR - Registration of Trust /Trust Situs
SNT - Special Needs Trust
TDR - Trust/Estate Dispute Resolution
TRS - Trust
WLL - Will Only

Resolution

A case is resolved if all issues in the complaint are fully adjudicated.

Suspended Case

A case is placed in suspense status from active status during the reporting period.

Suspense Status

A case is on suspense status if it is on warrant, appeal, stay, mediation, arbitration (“Deferred Prosecution” is not a suspense status, but is treated as a resolution).