



# King County

Department of Judicial Administration

*Catherine Cornwall*

*Director and Superior Court Clerk*

(206) 296-9300 (206) 296-0100 TTY/TDD

King County Superior Court

## Criminal Department Statistical Report

January 2024

Department of Judicial Administration

Prepared by: Shiquan Liao, Ph.D., Statistician

February 15, 2024

**Report #: CRM-2024-01**

*Seattle Courthouse*  
516 Third Avenue Room E609  
Seattle, WA 98104-2386

*Maleng Regional Justice Center*  
401 Fourth Avenue North Room 2C  
Kent, WA 98032-4429

*Clark Children and Family  
Justice Center*  
1211 East Alder Room 3015  
Seattle, WA 98122-5598

## Criminal Statistics Summary

**NOTE: Washington State Supreme Court orders related to the coronavirus pandemic, beginning March 2020, affect the statistics for the foreseeable future.**

- **Filings**

As shown in the first chart on page 4, the monthly filings vary considerably from month to month. A total of 419 criminal cases were filed in January 2024. Of the 419 cases filed in the month, 42% were MRJC cases. The average filing volume in 2024 was 419 cases per month, compared with 523, 563, 515, 392, 417 and 413 cases per month in 2018, 2019, 2020, 2021, 2022 and 2023 respectively.

- **Resolutions**

Like the monthly filings, the number of criminal cases resolved per month also varies from month to month (monthly resolution pattern is shown on page 4). The number of resolutions in January 2024 was 432 cases. Of the 432 cases resolved, 39% were MRJC cases. The average resolution volume in 2024 was 432 cases per month, compared with 481, 494, 352, 476, 398, and 455 cases per month in 2018, 2019, 2020, 2021, 2022 and 2023 respectively.

- **Pending Caseload**

At the end of January 2024, the active pending criminal caseload was 3,976 cases, including criminal RALJ cases. Of the 3,976 pending criminal cases, 37% were MRJC cases. The breakdown of the 3,976 pending cases by crime category was: homicide (n=200), sex crime (n=458), robbery (n=200), aggravated assault (n=763), burglary/theft (n=1,113), motor vehicle theft (n=83), controlled substances – non-drug court (n=260), drug court (n=137), other felonies (n=710), and RALJ (n=52). While the total pending criminal caseload is 6% higher than it was in January 2020 (before the pandemic), the number of pending homicide cases has doubled from 97 in January 2020 to 200 in January 2024. The number of pending sex crime cases is 21% higher than it was in January 2020. Conversely, the number of pending controlled substance (non-Drug Court) has dropped from 500 in January 2020 to 260 in January 2024 – a 48% decrease.

- **Age of Pending Cases**

The median age (age for half of the pending cases) of pending cases is shown in Table 6. The median age of all active pending cases at the end of January 2024 was 233 days. At the end of January 2024, 1,654 non-drug court cases and 113 drug court cases remained as active (unresolved) after 9 months since filing. Table 6 shows the number of active pending cases within pre-defined age intervals.

**Conclusion: The criminal filings in January 2024 were 419 cases. The court resolved 432 criminal cases in the same period. The pending criminal caseload (including RALJ) for both SEA and the MRJC was 3,976 cases at the end of January 2024, 37% of the total pending criminal caseload being MRJC cases.**

## Terminology

### **Age of Pending Case**

Time (days) from filing to resolution, less suspense time if applicable.

### **Age of Resolved Case**

Time (days) from filing to resolution, less suspense time if applicable.

### **End Pending**

Number of pending cases at the end of reporting period.

### **Net Change in Pending**

The change in number of pending cases (end pending minus previous pending).

### **Pending Case**

A case is defined as pending if it is unresolved and not on suspense status.

### **Previous Pending**

Number of pending cases at the beginning of reporting period.

### **Reactivated Case**

A case returns to active from suspense status during the reporting period.

### **Resolution**

A case is resolved if all issues in the complaint are fully adjudicated. However, a drug court case is reported as resolved only when dispositive document is also filed (completed).

### **Resolution Category**

Five resolution categories are used to report resolution of criminal cases: jury trial (CVJV, AQJV), non-jury trial (CVCT, AQCT), guilty plea (GP, GPAT, GPJT), dismissal (DSM), and other (all other resolution codes). For criminal RALJ cases, the resolution categories are: RALJ decision (CDTA, CDTM, CDTR), dismissal (DSRM), and others (any other resolution codes).

### **Suspended Case**

A case is placed in suspense status (removing from active) during the reporting period.

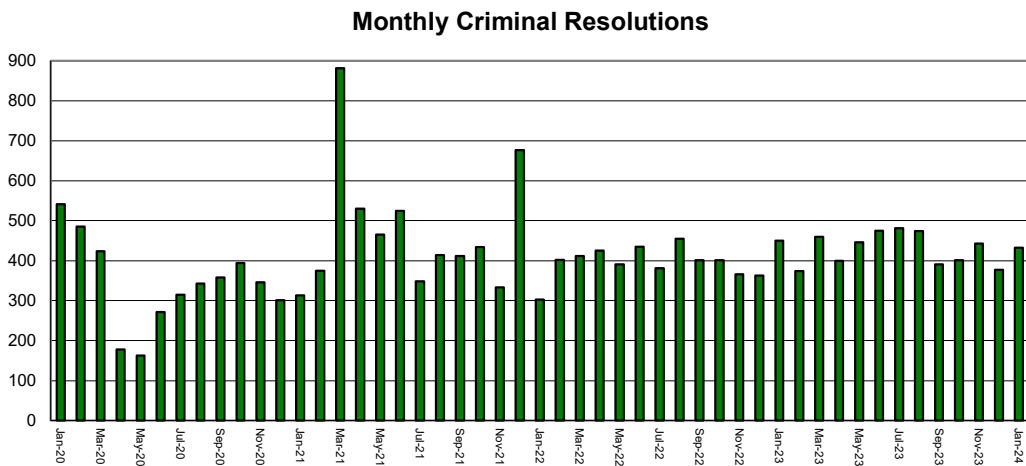
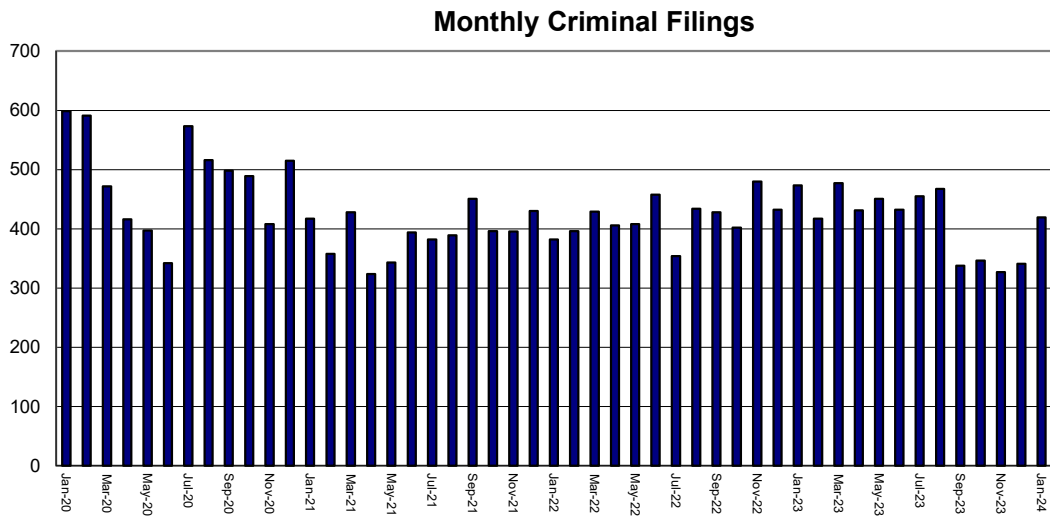
### **Suspense Status**

A case is said to be on suspense status if it is on warrant or appeal.

### **Suspense Time**

Time (days) a case is on suspense status.

Figure 1. Number of Criminal Filings, Resolutions and Pending Caseload by Month



*The increase in resolutions in March and December 2021 was due to the dismissal of drug possession cases based on the decision on State v. Blake case by the State Supreme Court.*

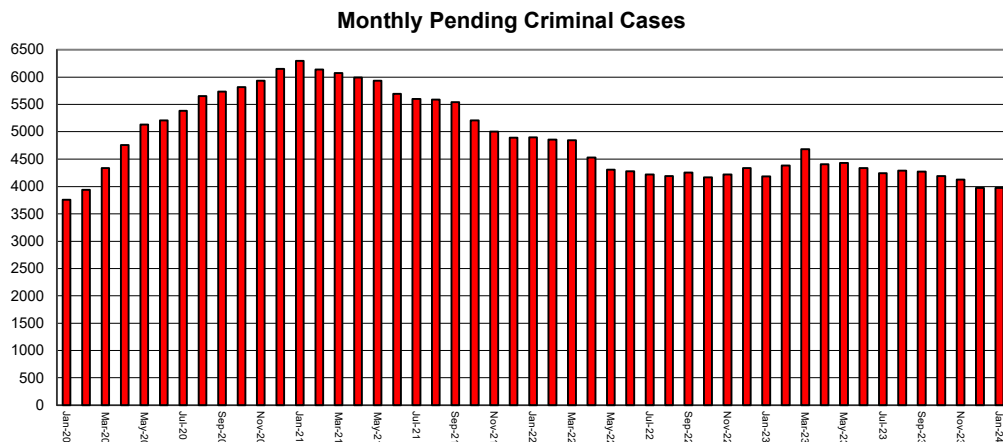


Figure 2. Crime Category as a Percentage of Total Filings by Year

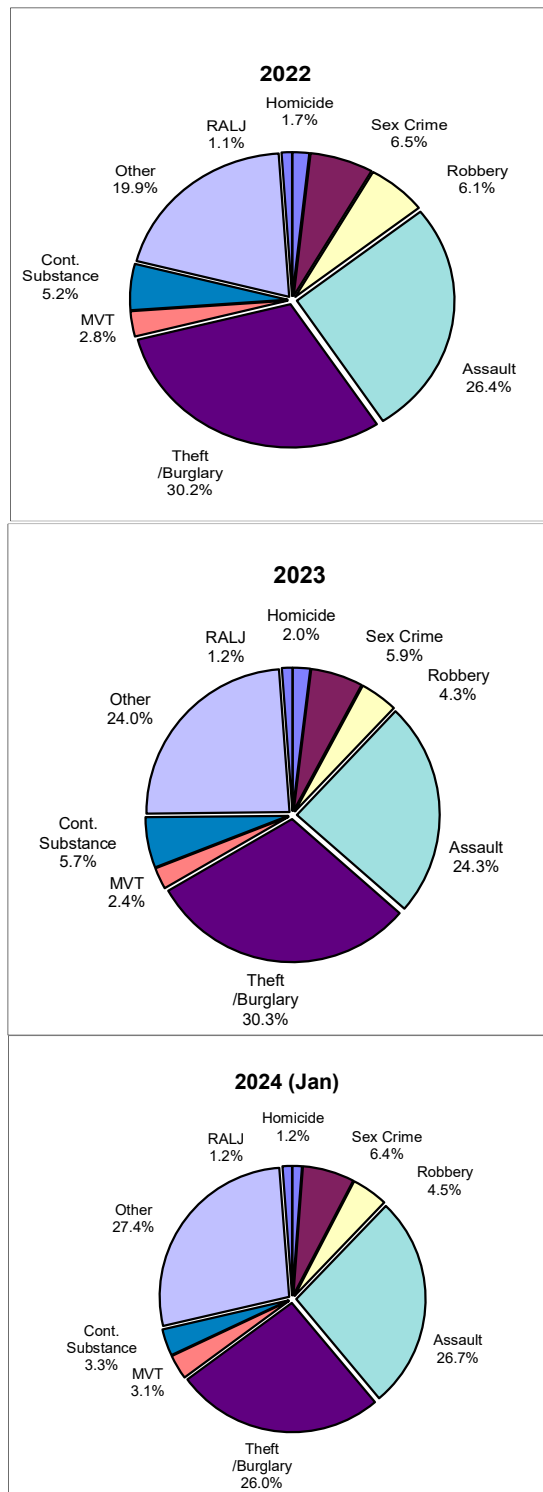


Table 1. Monthly Criminal New Filings by Crime Category  
King County Superior Court

Crime Category	Jan	Feb	Mar	Apr	May	Jun	Jul	Aug	Sep	Oct	Nov	Dec
<b>Total</b>												
2021	417	358	428	324	343	394	382	389	451	396	395	430
2022	382	396	429	406	408	458	354	434	428	402	480	432
2023	473	417	477	431	451	432	455	467	338	346	327	341
2024	413											
<b>Homicide</b>												
2021	4	6	10	6	3	10	10	8	12	9	6	7
2022	7	7	3	6	7	9	4	17	4	9	6	3
2023	6	10	7	9	13	10	9	6	8	8	6	5
2024	5											
<b>Sex Crime*</b>												
2021	39	30	56	20	18	33	30	29	30	30	18	31
2022	30	28	22	34	30	16	22	22	32	26	32	28
2023	32	13	28	19	26	23	25	24	19	21	29	34
2024	27											
<b>Robbery</b>												
2021	36	25	32	14	27	25	24	12	37	19	20	24
2022	27	32	28	27	13	25	21	39	24	18	22	25
2023	26	15	15	17	14	24	9	25	10	17	19	20
2024	19											
<b>Aggravated Assault</b>												
2021	115	90	118	96	98	100	99	104	119	118	123	125
2022	115	103	137	117	104	107	102	98	113	79	129	110
2023	97	78	110	113	111	102	121	109	77	94	89	103
2024	112											
<b>Burglary/Theft /Larceny</b>												
2021	92	100	100	93	94	117	88	120	142	112	129	153
2022	98	138	129	123	130	157	86	132	118	137	127	141
2023	161	153	162	143	135	140	120	113	85	107	79	101
2024	109											
<b>Motor Vehicle Theft</b>												
2021	12	9	14	14	12	15	19	14	13	9	7	13
2022	14	17	10	11	12	10	10	9	11	15	11	11
2023	12	9	4	11	15	15	21	7	9	6	6	6
2024	13											
<b>Controlled Substance</b>												
2021	35	26	15	11	14	15	21	10	15	16	11	11
2022	12	19	19	12	31	23	21	15	21	15	31	30
2023	36	37	35	18	34	17	24	41	15	9	13	4
2024	14											
<b>Other*</b>												
2021	82	70	82	63	73	77	87	83	77	81	75	62
2022	75	47	79	75	70	108	81	100	97	89	114	80
2023	96	98	113	97	100	96	124	136	111	81	76	61
2024	115											
<b>Criminal RALJ</b>												
2021	2	2	1	7	4	2	4	9	6	2	6	4
2022	4	5	2	1	5	3	7	2	8	4	8	4
2023	7	4	3	4	3	5	2	6	4	3	10	7
2024	5											
<b>MRJC Filing as % of Total</b>												
2021	43%	43%	45%	51%	48%	42%	41%	40%	45%	49%	43%	48%
2022	42%	33%	38%	40%	40%	36%	34%	36%	39%	31%	42%	41%
2023	38%	31%	29%	37%	31%	31%	35%	35%	36%	37%	41%	50%
2024	42%											

The highest crime category in a case's history is used to classify cases. For example, a case charged with homicide at any time in the case's history is reported as a homicide regardless of whether the charge is reduced at resolution.

(\*) Starting January 2021, "failure to register as sex offender" cases are in the "other" category instead of in the "sex crime" category. This change was made in line with the reporting categories by Washington State Administrative Office of the Courts.

Table 2. Monthly Criminal Case Resolutions by Crime Category  
King County Superior Court

Crime Category	Jan	Feb	Mar	Apr	May	Jun	Jul	Aug	Sep	Oct	Nov	Dec
<b>Total</b>												
2021	313	375	881	530	465	525	348	414	412	434	333	677
2022 *	303	402	412	425	391	435	381	455	401	401	366	363
2023	450	374	460	399	446	475	481	474	391	401	443	377
2024	432											
<b>Homicide</b>												
2021	1	4	6	4	2	4	1	3	5	6	4	4
2022	5	6	6	4	11	5	5	8	2	8	7	4
2023	9	4	10	6	14	12	13	7	12	11	12	14
2024	2											
<b>Sex Crime**</b>												
2021	21	20	24	31	30	27	26	20	30	24	23	16
2022	21	20	29	34	30	30	24	20	27	15	15	21
2023	19	17	28	26	23	36	25	35	29	39	27	23
2024	27											
<b>Robbery</b>												
2021	20	26	21	30	11	21	16	14	25	18	11	6
2022	12	11	14	6	14	17	10	23	18	18	14	12
2023	9	12	22	16	26	31	21	33	28	20	16	16
2024	19											
<b>Aggravated Assault</b>												
2021	86	123	127	122	97	87	68	76	84	74	84	56
2022	45	69	95	82	69	84	78	87	74	72	97	93
2023	62	63	126	106	125	110	94	114	86	101	115	94
2024	108											
<b>Burglary/Theft /Larceny</b>												
2021	68	69	116	121	64	86	62	88	51	88	62	69
2022	56	86	87	98	84	109	89	103	89	112	93	66
2023	123	78	129	120	138	142	149	135	96	90	96	110
2024	122											
<b>Motor Vehicle Theft</b>												
2021	5	7	16	14	11	12	3	10	9	10	5	3
2022	8	11	10	4	8	5	6	8	5	10	5	9
2023	9	7	13	8	6	15	11	14	13	10	11	10
2024	10											
<b>Controlled Substance</b>												
2021	26	52	430	106	68	137	27	41	36	60	25	413
2022	15	25	22	22	21	24	23	21	12	10	22	24
2023	46	21	22	12	19	23	26	28	21	23	54	22
2024	32											
<b>Drug Court</b>												
2021	24	19	63	26	17	10	13	7	22	12	16	5
2022	12	16	6	20	7	9	11	3	7	5	5	3
2023	8	20	7	11	5	6	14	21	21	22	19	4
2024	20											
<b>Other**</b>												
2021	51	50	68	71	161	135	129	133	144	140	102	103
2022	122	155	139	149	143	147	133	175	164	148	106	127
2023	159	151	99	92	86	95	127	83	82	82	87	77
2024	86											
<b>Criminal RALJ</b>												
2021	11	5	10	5	4	6	3	22	6	2	1	2
2022	7	3	4	6	4	5	2	7	3	3	2	4
2023	6	1	4	2	4	5	1	4	3	3	6	7
2024	6											
<b>MRJC as % of Total</b>												
2021	38%	37%	37%	32%	39%	33%	34%	41%	42%	43%	40%	35%
2022	41%	44%	49%	46%	47%	46%	49%	45%	37%	38%	45%	39%
2023	39%	37%	44%	45%	39%	43%	39%	35%	40%	38%	37%	39%
2024	39%											

“Controlled Substance” are drug related cases that have never been accepted into drug court.

“Drug Court” are cases that have been formally accepted into drug court (identified by orders).

(\*) The increase in resolution in March and December 2021 was due to the dismissal of drug possession cases based on the decision on State v. Blake case by the State Supreme Court.

(\*\*) Starting January 2021, “failure to register as sex offender” cases are in the “other” category instead of in the “sex crime” category. This change was made in line with the reporting categories by Washington State Administrative Office of the Courts.

Table 3. Number of Cases Resolved and Resolution Category  
King County Superior Court

Crime Category	Jan 2023	Feb 2023	Mar 2023	Apr 2023	May 2023	Jun 2023	Jul 2023	Aug 2023	Sep 2023	Oct 2023	Nov 2023	Dec 2023	Jan 2024
<b>Homicide</b>	9	4	10	6	14	12	13	7	12	11	12	14	2
Resolved by Jury Trial	1	1	3	1	3	2	1	0	1	5	4	2	0
Resolved by Non-Jury Trial	0	0	0	0	0	0	0	1	1	0	0	0	0
Resolved by Guilty Plea	7	3	7	5	10	9	11	6	8	4	8	11	2
Dismissal	1	0	0	0	1	0	0	0	2	2	0	0	0
Others	0	0	0	0	0	1	1	0	0	0	0	1	0
<b>Sex Crime**</b>	19	17	28	26	23	36	25	35	29	39	27	23	27
Resolved by Jury Trial	2	4	2	3	2	5	1	1	0	1	3	2	1
Resolved by Non-Jury Trial	0	0	0	0	0	0	0	0	0	0	0	0	0
Resolved by Guilty Plea	13	10	20	18	17	26	16	25	21	30	21	16	22
Dismissal	4	3	6	5	4	4	8	9	8	8	3	5	4
Others	0	0	0	0	0	1	0	0	0	0	0	0	0
<b>Robbery</b>	9	12	22	16	26	31	21	33	28	20	16	16	19
Resolved by Jury Trial	0	0	0	0	0	0	0	0	0	0	0	0	1
Resolved by Non-Jury Trial	0	0	0	0	0	0	0	0	0	0	0	0	0
Resolved by Guilty Plea	6	12	19	9	21	26	21	28	25	17	15	13	14
Dismissal	3	0	3	7	5	5	0	5	3	3	1	3	4
Others	0	0	0	0	0	0	0	0	0	0	0	0	0
<b>Aggravated Assault</b>	62	63	126	106	125	110	94	114	86	101	115	94	108
Resolved by Jury Trial	2	2	5	3	2	0	4	6	1	1	3	3	0
Resolved by Non-Jury Trial	1	0	0	0	0	0	0	0	0	0	0	0	0
Resolved by Guilty Plea	51	53	83	81	95	74	70	85	67	81	92	69	80
Dismissal	8	8	38	22	28	34	20	23	18	19	19	22	28
Others	0	0	0	0	0	2	0	0	0	0	1	0	0
<b>Burglary/Theft/Larceny</b>	123	78	129	120	138	142	149	135	96	90	96	110	122
Resolved by Jury Trial	0	1	0	1	0	0	1	0	1	0	1	0	2
Resolved by Non-Jury Trial	0	0	0	0	1	0	0	0	0	0	0	0	0
Resolved by Guilty Plea	94	47	88	87	98	111	117	102	65	64	69	78	85
Dismissal	29	30	40	32	39	30	31	33	30	26	23	32	35
Others	0	0	1	0	0	1	0	0	0	0	3	0	0
<b>Motor Vehicle Theft</b>	9	7	13	8	6	15	11	14	13	10	11	10	10
Resolved by Jury Trial	0	0	0	0	0	0	0	0	0	0	1	0	0
Resolved by Non-Jury Trial	0	0	0	0	0	0	0	0	0	0	0	0	0
Resolved by Guilty Plea	4	6	9	5	3	12	9	10	9	5	4	7	5
Dismissal	5	1	4	3	3	3	2	4	4	5	6	2	5
Others	0	0	0	0	0	0	0	0	0	0	0	1	0
<b>Controlled Substance</b>	46	21	22	12	19	23	26	28	21	23	54	22	32
Resolved by Jury Trial	1	0	0	0	0	0	0	0	0	0	0	0	0
Resolved by Non-Jury Trial	0	0	0	0	0	0	0	0	0	0	0	0	0
Resolved by Guilty Plea	12	10	12	7	12	14	16	17	9	5	18	7	18
Dismissal	33	11	10	5	7	9	10	11	12	18	36	15	14
Others	0	0	0	0	0	0	0	0	0	0	0	0	0
<b>Drug Court</b>	8	20	7	11	5	6	14	21	21	22	19	4	20
Resolved by Non-Jury Trial	0	0	0	0	0	4	7	3	0	0	0	2	1
Resolved by Guilty Plea	0	3	2	0	3	1	0	4	8	2	3	0	3
Dismissal	8	17	5	11	2	1	7	14	13	20	16	2	16
Others	0	0	0	0	0	0	0	0	0	0	0	0	0
<b>Other**</b>	159	151	99	92	86	95	127	83	82	82	87	77	86
Resolved by Jury Trial	1	2	2	1	1	0	0	2	0	0	0	2	1
Resolved by Non-Jury Trial	0	0	0	0	0	0	0	0	0	0	0	0	0
Resolved by Guilty Plea	97	101	68	63	59	60	54	45	56	50	63	43	57
Dismissal	61	48	28	28	26	35	73	36	26	32	22	31	28
Others	0	0	1	0	0	0	0	0	0	0	2	1	0
<b>Criminal RALJ</b>	6	1	3	2	4	5	1	4	3	3	6	7	6
RALJ Decision	4	1	2	1	3	2	0	2	3	3	5	6	5
Dismissal	2	0	1	1	0	3	1	2	0	0	1	1	1
Others	0	0	0	0	1	0	0	0	0	0	0	0	0

(\*) "Controlled Substance" are drug related cases that have never been accepted into drug court.  
"Drug Court" are cases that have been formally accepted into drug court (identified by orders).

(\*\*) Starting January 2021, "failure to register as sex offender" cases are in the "other" category instead of in the "sex crime" category. This change was made in line with the reporting categories by Washington State Administrative Office of the Courts.



Table 4. Age (days) of Resolved Cases  
King County Superior Court

Crime Category	Jan 2023	Feb 2023	Mar 2023	Apr 2023	May 2023	Jun 2023	Jul 2023	Aug 2023	Sep 2023	Oct 2023	Nov 2023	Dec 2023	Jan 2024
<b>All Resolutions (excl. RALJ)</b>													
Number of Resolutions	450	374	460	399	446	475	481	474	391	401	443	377	432
50% Cases Resolved by Day	191	197	181	198	223	214	204	180	204	202	217	225	259
Average Days to Resolution	318	418	482	308	318	363	323	339	354	347	398	349	343
<b>Homicide*</b>													
Number of Resolutions	9	4	10	6	14	12	13	7	12	11	12	14	2
50% Cases Resolved by Day	966	919	803	790	628	852	700	746	620	1084	995	957	568
Average Days to Resolution	945	910	772	693	687	843	706	818	642	917	936	840	568
<b>Sex Crime**</b>													
Number of Resolutions	19	17	28	26	23	36	25	35	29	39	27	23	27
50% Cases Resolved by Day	469	922	673	738	632	680	455	525	584	435	453	532	532
Average Days to Resolution	579	784	605	610	632	722	580	529	545	494	572	520	543
<b>Robbery</b>													
Number of Resolutions	9	12	22	16	26	31	21	33	28	20	16	16	19
50% Cases Resolved by Day	51	345	151	361	240	174	216	196	232	158	278	325	236
Average Days to Resolution	279	524	281	343	371	241	277	327	300	226	305	365	374
<b>Aggravated Assault</b>													
Number of Resolutions	62	63	126	106	125	110	94	114	86	101	115	94	108
50% Cases Resolved by Day	207	234	136	220	166	173	231	139	125	135	184	149	150
Average Days to Resolution	307	302	239	277	245	362	276	239	209	247	309	240	241
<b>Burglary/Theft/Larceny</b>													
Number of Resolutions	123	78	129	120	138	142	149	135	96	90	96	110	122
50% Cases Resolved by Day	200	174	166	144	216	167	217	160	209	176	240	241	322
Average Days to Resolution	306	262	298	273	305	309	348	251	331	287	543	322	418
<b>Motor Vehicle Theft</b>													
Number of Resolutions	9	7	13	8	6	15	11	14	13	10	11	10	10
50% Cases Resolved by Day	160	125	212	160	455	295	160	175	105	98	98	277	207
Average Days to Resolution	293	217	317	225	364	410	305	241	180	191	297	1050	307
<b>Controlled Substance</b>													
Number of Resolutions	46	21	22	12	19	23	26	28	21	23	54	22	32
50% Cases Resolved by Day	42	137	191	167	215	287	215	248	82	230	104	145	123
Average Days to Resolution	391	243	280	314	285	360	303	336	807	820	256	329	233
<b>Drug Court</b>													
Number of Resolutions	8	20	7	11	5	6	14	21	21	22	19	4	20
50% Cases Resolved by Day	445	776	799	911	613	651	995	790	680	690	463	289	626
Average Days to Resolution	600	808	846	725	719	795	1108	701	662	717	497	331	758
<b>Other**</b>													
Number of Resolutions	159	151	99	92	86	95	127	83	82	82	87	77	86
50% Cases Resolved by Day	151	139	160	147	195	190	84	135	139	96	139	168	178
Average Days to Resolution	230	469	1065	227	270	263	166	436	278	205	331	294	239
<b>Criminal RALJ</b>													
Number of Resolutions	6	1	4	2	4	5	1	4	3	3	6	7	6
50% Cases Resolved by Day	306	227	174	374	222	253	175	164	232	431	278	382	333
Average Days to Resolution	397	227	167	374	243	220	175	161	296	395	297	344	318

“Controlled Substance” are drug related cases that have never been accepted into drug court.

“Drug Court” are cases that have been formally accepted into drug court (identified by orders).

(\*) Due to small number of resolutions in this category, the age statistics for homicides are expected to vary considerably.

(\*\*) Starting January 2021, “failure to register as sex offender” cases are in the “other” category instead of in the “sex crime” category. This change was made in line with the reporting categories by Washington State Administrative Office of the Courts.

Table 5. Pending Criminal Cases  
King County Superior Court

Crime Category	Jan 2023	Feb 2023	Mar 2023	Apr 2023	May 2023	Jun 2023	Jul 2023	Aug 2023	Sep 2023	Oct 2023	Nov 2023	Dec 2023	Jan 2024
<b>Total</b>													
Previous Pending	4340	4184	4384	4681	4407	4429	4333	4246	4291	4271	4194	4126	3974
New Filing	473	417	477	431	451	432	455	467	338	346	327	341	419
Resolved	450	374	460	399	446	475	481	474	391	401	443	377	432
<b>End Pending</b>	<b>4140</b>	<b>4384</b>	<b>4681</b>	<b>4407</b>	<b>4429</b>	<b>4333</b>	<b>4246</b>	<b>4291</b>	<b>4271</b>	<b>4194</b>	<b>4126</b>	<b>3974</b>	<b>3976</b>
<b>Homicide</b>													
Previous Pending	214	210	213	215	215	212	211	211	215	214	207	204	194
New Filing	6	10	7	9	13	10	9	6	8	8	6	5	5
Resolved	9	4	10	6	14	12	13	7	12	11	12	14	2
<b>End Pending</b>	<b>210</b>	<b>213</b>	<b>215</b>	<b>215</b>	<b>212</b>	<b>211</b>	<b>211</b>	<b>215</b>	<b>214</b>	<b>207</b>	<b>204</b>	<b>194</b>	<b>200</b>
<b>Sex Crime*</b>													
Previous Pending	509	517	523	520	516	517	505	497	495	495	475	473	466
New Filing	32	13	28	19	26	23	25	24	19	21	29	34	27
Resolved	19	17	28	26	23	36	25	35	29	39	27	23	27
<b>End Pending</b>	<b>517</b>	<b>523</b>	<b>520</b>	<b>516</b>	<b>517</b>	<b>505</b>	<b>497</b>	<b>495</b>	<b>495</b>	<b>475</b>	<b>473</b>	<b>466</b>	<b>458</b>
<b>Robbery</b>													
Previous Pending	219	225	244	234	237	229	232	222	221	214	208	207	204
New Filing	26	15	15	17	14	24	9	25	10	17	19	20	19
Resolved	9	12	22	16	26	31	21	33	28	20	16	16	19
<b>End Pending</b>	<b>225</b>	<b>244</b>	<b>234</b>	<b>237</b>	<b>229</b>	<b>232</b>	<b>222</b>	<b>221</b>	<b>214</b>	<b>208</b>	<b>207</b>	<b>204</b>	<b>200</b>
<b>Aggravated Assault</b>													
Previous Pending	848	816	807	803	790	767	759	780	774	779	792	767	749
New Filing	97	78	110	113	111	102	121	109	77	94	89	103	112
Resolved	62	63	126	106	125	110	94	114	86	101	115	94	108
<b>End Pending</b>	<b>816</b>	<b>807</b>	<b>803</b>	<b>790</b>	<b>767</b>	<b>759</b>	<b>780</b>	<b>774</b>	<b>779</b>	<b>792</b>	<b>767</b>	<b>749</b>	<b>763</b>
<b>Burglary/Theft/Larceny</b>													
Previous Pending	1253	1159	1259	1300	1297	1285	1248	1209	1191	1173	1169	1148	1111
New Filing	161	153	162	143	135	140	120	113	85	107	79	101	109
Resolved	123	78	129	120	138	142	149	135	96	90	96	110	122
<b>End Pending</b>	<b>1159</b>	<b>1259</b>	<b>1300</b>	<b>1297</b>	<b>1285</b>	<b>1248</b>	<b>1209</b>	<b>1191</b>	<b>1173</b>	<b>1169</b>	<b>1148</b>	<b>1111</b>	<b>1113</b>
<b>Motor Vehicle Theft</b>													
Previous Pending	100	98	107	96	100	103	103	104	103	99	95	86	81
New Filing	12	9	4	11	15	15	21	7	9	6	6	6	5
Resolved	9	7	13	8	6	15	11	14	13	10	11	10	10
<b>End Pending</b>	<b>98</b>	<b>107</b>	<b>96</b>	<b>100</b>	<b>103</b>	<b>103</b>	<b>104</b>	<b>103</b>	<b>99</b>	<b>95</b>	<b>86</b>	<b>81</b>	<b>83</b>
<b>Controlled Substance</b>													
Previous Pending	246	249	269	554	317	333	315	307	321	322	292	288	272
Resolved	46	21	22	12	19	23	26	28	21	23	54	22	32
<b>End Pending</b>	<b>249</b>	<b>269</b>	<b>554</b>	<b>317</b>	<b>333</b>	<b>315</b>	<b>307</b>	<b>321</b>	<b>322</b>	<b>292</b>	<b>288</b>	<b>272</b>	<b>260</b>
<b>Drug Court</b>													
Previous Pending	176	164	162	182	174	184	194	172	176	167	154	152	134
New Enrollment	16	12	22	2	2	16	8	4	9	14	6	5	3
Resolved	8	20	7	11	5	6	14	21	21	22	19	4	20
<b>End Pending</b>	<b>164</b>	<b>162</b>	<b>182</b>	<b>174</b>	<b>184</b>	<b>194</b>	<b>172</b>	<b>176</b>	<b>167</b>	<b>154</b>	<b>152</b>	<b>134</b>	<b>137</b>
<b>Other*</b>													
Previous Pending	729	702	754	731	714	754	719	697	746	759	752	746	708
New Filing	96	98	113	97	100	96	124	136	111	81	76	61	50
Resolved	159	151	99	92	86	95	127	83	82	82	87	77	86
<b>End Pending</b>	<b>702</b>	<b>754</b>	<b>731</b>	<b>714</b>	<b>754</b>	<b>719</b>	<b>697</b>	<b>746</b>	<b>759</b>	<b>752</b>	<b>746</b>	<b>708</b>	<b>710</b>
<b>Criminal RALJ</b>													
Previous Pending	42	44	46	46	47	45	47	47	49	49	50	55	55
New Filing	7	4	3	4	3	5	2	6	4	3	10	7	5
Resolved	6	1	4	2	4	5	1	4	3	3	6	7	6
<b>End Pending</b>	<b>44</b>	<b>46</b>	<b>46</b>	<b>47</b>	<b>45</b>	<b>47</b>	<b>47</b>	<b>49</b>	<b>49</b>	<b>50</b>	<b>55</b>	<b>55</b>	<b>52</b>
<b>Total Pending Caseload</b>													
SEA (%)	59%	60%	59%	62%	62%	63%	64%	64%	64%	64%	64%	63%	63%
MRJC (%)	41%	40%	41%	38%	38%	37%	36%	36%	36%	36%	36%	37%	37%

(\*) Starting January 2021, "failure to register as sex offender" cases are in the "other" category instead of in the "sex crime" category. This change was made in line with the reporting categories by Washington State Administrative Office of the Courts.

Table 6. Age (days) of Pending Cases  
King County Superior Court

Crime Category	Jan 2023	Feb 2023	Mar 2023	Apr 2023	May 2023	Jun 2023	Jul 2023	Aug 2023	Sep 2023	Oct 2023	Nov 2023	Dec 2023	Jan 2024
<b>All Pending (excl. RALJ)</b>													
Number of Pending Cases	4184	4384	4681	4407	4429	4333	4246	4291	4271	4194	4126	3974	3976
Median Days (50%tile)	226	212	197	214	210	213	209	210	216	228	233	236	233
Average Days	331	323	305	320	319	323	318	316	321	326	331	332	329
<b>Homicide</b>													
Number of Pending Cases	210	213	215	215	212	211	211	215	214	207	204	194	200
Median Days (50%tile)	538	535	533	537	503	486	411	387	414	428	423	412	388
Average Days	578	579	566	562	546	531	516	513	521	518	500	494	504
<b>Sex Crime*</b>													
Number of Pending Cases	517	523	520	516	517	505	497	495	495	475	473	466	458
Median Days (50%tile)	358	351	356	353	366	351	349	338	348	357	352	356	366
Average Days	425	419	422	420	425	418	415	413	412	424	420	423	427
<b>Robbery</b>													
Number of Pending Cases	225	244	234	237	229	232	222	221	214	208	207	204	200
Median Days (50%tile)	191	177	206	217	224	232	242	241	246	270	280	256	232
Average Days	287	273	288	291	295	291	316	303	305	320	324	316	308
<b>Aggravated Assault</b>													
Number of Pending Cases	816	807	803	790	767	759	780	774	779	792	767	749	763
Median Days (50%tile)	188	189	188	170	170	173	153	161	164	166	168	165	165
Average Days	269	264	262	251	249	248	235	238	244	239	240	244	237
<b>Burglary/Theft/Larceny</b>													
Number of Pending Cases	1159	1259	1300	1297	1285	1248	1209	1191	1173	1169	1148	1111	1113
Median Days (50%tile)	208	189	182	179	174	191	192	200	212	225	241	245	241
Average Days	305	291	283	286	289	306	304	312	318	322	331	327	317
<b>Motor Vehicle Theft</b>													
Number of Pending Cases	98	107	96	100	103	103	104	103	99	95	86	81	83
Median Days (50%tile)	247	216	235	210	213	151	159	170	183	195	211	213	209
Average Days	331	313	328	324	309	282	277	278	290	313	315	314	301
<b>Controlled Substance</b>													
Number of Pending Cases	249	269	554	317	333	315	307	321	322	292	288	272	260
Median Days (50%tile)	189	175	43	159	169	164	176	191	219	245	255	285	294
Median Days (50%tile)	329	325	183	306	310	315	324	313	328	349	362	392	398
<b>Drug Court</b>													
Number of Pending Cases	164	162	182	174	184	194	172	176	167	154	152	134	137
Median Days (50%tile)	524	531	544	574	605	575	541	515	541	528	575	598	613
Average Days	636	647	630	657	679	668	647	648	675	668	698	721	734
<b>Other*</b>													
Number of Pending Cases	702	754	731	714	754	719	697	746	759	752	746	708	710
Median Days (50%tile)	163	166	164	175	161	158	154	137	143	160	170	173	184
Average Days	262	256	253	255	238	239	233	223	225	237	245	251	250
<b>Criminal RALJ</b>													
Number of Pending Cases	44	46	46	47	45	47	47	49	49	50	55	55	52
Median Days (50%tile)	123	135	149	164	182	184	215	235	243	211	161	145	126
Average Days	139	150	172	179	190	198	222	234	238	248	222	209	207

\*Controlled Substance\* are drug related cases that have never been accepted into drug court.

\*Drug Court\* are cases that have been formally accepted into drug court (identified by orders).

(\* Starting January 2021, "failure to register as sex offender" cases are in the "other" category instead of in the "sex crime" category. This change was made in line with the reporting categories by Washington State Administrative Office of the Courts.

Table 7. Age Intervals of Pending Criminal Cases  
King County Superior Court

Crime Category	Jan 2023	Feb 2023	Mar 2023	Apr 2023	May 2023	Jun 2023	Jul 2023	Aug 2023	Sep 2023	Oct 2023	Nov 2023	Dec 2023	Jan 2024
<b>Total # Cases</b>	<b>4184</b>	<b>4384</b>	<b>4681</b>	<b>4407</b>	<b>4429</b>	<b>4333</b>	<b>4246</b>	<b>4291</b>	<b>4271</b>	<b>4194</b>	<b>4126</b>	<b>3974</b>	<b>3976</b>
0 - 120 days (0 - 4 months)	1320	1477	1748	1511	1525	1386	1371	1389	1332	1314	1206	1118	1154
121-180 days (5 - 6 months)	500	504	478	477	485	559	557	510	518	452	474	515	456
181-270 days (7 - 9 months)	506	543	600	579	598	542	540	624	639	622	628	569	599
> 270 days (> 9 months)	1858	1860	1855	1840	1821	1846	1778	1768	1782	1806	1818	1772	1767
<b>Homicide # Cases</b>	<b>210</b>	<b>213</b>	<b>215</b>	<b>215</b>	<b>212</b>	<b>211</b>	<b>211</b>	<b>215</b>	<b>214</b>	<b>207</b>	<b>204</b>	<b>194</b>	<b>200</b>
0 - 120 days (0 - 4 months)	21	23	29	31	40	41	39	40	38	34	35	29	29
121-180 days (5 - 6 months)	22	15	10	10	7	11	21	21	19	19	17	17	14
181-270 days (7 - 9 months)	13	24	27	27	19	13	12	17	22	26	30	27	29
> 270 days (> 9 months)	154	151	149	147	146	146	139	137	135	128	122	121	128
<b>Sex Crime* # Cases</b>	<b>517</b>	<b>523</b>	<b>520</b>	<b>516</b>	<b>517</b>	<b>505</b>	<b>497</b>	<b>495</b>	<b>495</b>	<b>475</b>	<b>473</b>	<b>466</b>	<b>458</b>
0 - 120 days (0 - 4 months)	99	110	102	100	91	86	94	96	98	97	94	87	85
121-180 days (5 - 6 months)	46	41	44	48	50	52	40	39	42	31	37	51	43
181-270 days (7 - 9 months)	59	54	60	57	65	61	68	67	58	53	53	45	51
> 270 days (> 9 months)	313	318	314	311	311	306	295	293	297	294	289	283	279
<b>Robbery # Cases</b>	<b>225</b>	<b>244</b>	<b>234</b>	<b>237</b>	<b>229</b>	<b>232</b>	<b>222</b>	<b>221</b>	<b>214</b>	<b>208</b>	<b>207</b>	<b>204</b>	<b>200</b>
0 - 120 days (0 - 4 months)	76	87	80	77	66	65	55	60	65	61	62	67	71
121-180 days (5 - 6 months)	32	36	25	27	31	34	30	23	14	15	19	20	15
181-270 days (7 - 9 months)	18	26	34	39	38	33	33	41	37	28	21	17	22
> 270 days (> 9 months)	99	95	95	94	94	100	104	97	98	104	105	100	92
<b>Aggravated Assault # Cases</b>	<b>816</b>	<b>807</b>	<b>803</b>	<b>790</b>	<b>767</b>	<b>759</b>	<b>780</b>	<b>774</b>	<b>779</b>	<b>792</b>	<b>767</b>	<b>749</b>	<b>763</b>
0 - 120 days (0 - 4 months)	288	298	299	312	313	300	335	317	308	327	304	289	306
121-180 days (5 - 6 months)	112	100	90	98	96	96	98	101	108	95	101	106	100
181-270 days (7 - 9 months)	105	110	121	112	103	102	99	117	113	118	103	108	113
> 270 days (> 9 months)	311	299	293	268	255	261	248	239	250	252	259	246	244
<b>Burglary/Theft/Larceny # Cases</b>	<b>1159</b>	<b>1259</b>	<b>1300</b>	<b>1297</b>	<b>1285</b>	<b>1248</b>	<b>1209</b>	<b>1191</b>	<b>1173</b>	<b>1169</b>	<b>1148</b>	<b>1111</b>	<b>1113</b>
0 - 120 days (0 - 4 months)	395	473	518	522	496	430	391	369	353	351	305	312	323
121-180 days (5 - 6 months)	139	145	130	131	155	180	185	176	143	127	142	133	124
181-270 days (7 - 9 months)	150	159	170	154	153	144	153	170	207	199	205	164	167
> 270 days (> 9 months)	475	482	482	490	481	494	480	476	470	492	496	502	499
<b>Motor vehicle Theft # Cases</b>	<b>98</b>	<b>107</b>	<b>96</b>	<b>100</b>	<b>103</b>	<b>103</b>	<b>104</b>	<b>103</b>	<b>99</b>	<b>95</b>	<b>86</b>	<b>81</b>	<b>83</b>
0 - 120 days (0 - 4 months)	31	35	29	33	36	45	40	40	38	35	23	20	26
121-180 days (5 - 6 months)	8	13	13	11	8	10	18	13	10	9	15	13	10
181-270 days (7 - 9 months)	15	13	13	12	17	11	8	15	16	15	16	18	18
> 270 days (> 9 months)	44	46	41	44	42	37	38	35	35	36	32	30	29
<b>Controlled Substance # Cases</b>	<b>249</b>	<b>269</b>	<b>554</b>	<b>317</b>	<b>333</b>	<b>315</b>	<b>307</b>	<b>321</b>	<b>322</b>	<b>292</b>	<b>288</b>	<b>272</b>	<b>260</b>
0 - 120 days (0 - 4 months)	98	109	371	137	136	98	94	100	88	78	74	46	47
121-180 days (5 - 6 months)	26	30	41	34	35	68	63	38	45	31	24	38	36
181-270 days (7 - 9 months)	34	32	39	38	48	42	47	72	68	62	54	47	36
> 270 days (> 9 months)	91	98	103	108	114	107	103	111	121	121	136	141	141
<b>Drug Court # Cases</b>	<b>164</b>	<b>162</b>	<b>182</b>	<b>174</b>	<b>184</b>	<b>194</b>	<b>172</b>	<b>176</b>	<b>167</b>	<b>154</b>	<b>152</b>	<b>134</b>	<b>137</b>
0 - 120 days (0 - 4 months)	18	15	16	13	13	12	9	10	8	7	5	2	3
121-180 days (5 - 6 months)	3	6	10	6	5	11	10	7	6	10	9	5	4
181-270 days (7 - 9 months)	21	18	14	13	15	15	17	20	19	12	11	14	17
> 270 days (> 9 months)	122	123	142	142	151	156	136	139	134	125	127	113	113
<b>Other* # Cases</b>	<b>702</b>	<b>754</b>	<b>731</b>	<b>714</b>	<b>754</b>	<b>719</b>	<b>697</b>	<b>746</b>	<b>759</b>	<b>752</b>	<b>746</b>	<b>708</b>	<b>710</b>
0 - 120 days (0 - 4 months)	272	305	288	269	322	295	300	343	321	311	281	242	239
121-180 days (5 - 6 months)	103	107	103	102	88	89	88	87	124	107	105	126	103
181-270 days (7 - 9 months)	83	101	111	116	125	108	89	96	94	104	129	121	141
> 270 days (> 9 months)	244	241	229	227	219	227	220	220	220	230	231	219	227
<b>Criminal RALJ # Cases</b>	<b>44</b>	<b>46</b>	<b>46</b>	<b>47</b>	<b>45</b>	<b>47</b>	<b>47</b>	<b>49</b>	<b>49</b>	<b>50</b>	<b>55</b>	<b>55</b>	<b>52</b>
0 - 120 days (0 - 4 months)	22	22	16	17	12	14	14	14	15	13	23	24	25
121-180 days (5 - 6 months)	9	11	12	10	10	8	4	5	7	8	5	6	7
181-270 days (7 - 9 months)	8	6	11	11	15	13	14	9	5	5	6	8	5
> 270 days (> 9 months)	5	7	7	9	8	12	15	21	22	24	21	17	15

"Controlled Substance" are drug related cases that have never been accepted into drug court.

"Drug Court" are cases that have been formally accepted into drug court (identified by orders).

(\* Starting January 2021, "failure to register as sex offender" cases are in the "other" category instead of in the "sex crime" category. This change was made in line with the reporting categories by Washington State Administrative Office of the Courts.

Table 8. Comparison between SEA/KNT: Filings, Resolutions, and Pending Caseload

King County Superior Court

	Jan 2023	Feb 2023	Mar 2023	Apr 2023	May 2023	Jun 2023	Jul 2023	Aug 2023	Sep 2023	Oct 2023	Nov 2023	Dec 2023	Jan 2024
<b>Total Filings</b>	<b>473</b>	<b>417</b>	<b>477</b>	<b>431</b>	<b>451</b>	<b>432</b>	<b>455</b>	<b>467</b>	<b>338</b>	<b>346</b>	<b>327</b>	<b>341</b>	<b>419</b>
SEA - # of Cases Filed	294	288	339	270	311	297	297	306	215	219	194	169	243
MRJC - # of Cases Filed	179	129	138	161	140	135	158	161	123	127	133	172	176
SEA %	62%	69%	71%	63%	69%	69%	65%	66%	64%	63%	59%	50%	58%
MRJC %	38%	31%	29%	37%	31%	31%	35%	34%	36%	37%	41%	50%	42%
<b>Total Resolutions</b>	<b>450</b>	<b>374</b>	<b>460</b>	<b>399</b>	<b>446</b>	<b>475</b>	<b>481</b>	<b>474</b>	<b>391</b>	<b>401</b>	<b>443</b>	<b>377</b>	<b>432</b>
SEA - # of Cases Resolved	275	235	259	220	272	270	292	309	236	249	281	229	262
MRJC - # of Cases Resolved	175	139	201	179	174	205	189	165	155	152	162	148	170
SEA %	61%	63%	56%	55%	61%	57%	61%	65%	60%	62%	63%	61%	61%
MRJC %	39%	37%	44%	45%	39%	43%	39%	35%	40%	38%	37%	39%	39%
<b>Total Pending</b>	<b>4184</b>	<b>4384</b>	<b>4681</b>	<b>4407</b>	<b>4429</b>	<b>4333</b>	<b>4246</b>	<b>4291</b>	<b>4271</b>	<b>4194</b>	<b>4126</b>	<b>3974</b>	<b>3976</b>
SEA - # of Cases Pending	2476	2622	2919	2717	2765	2746	2718	2739	2735	2682	2626	2504	2501
MRJC - # of Cases Pending	1708	1762	1762	1690	1664	1587	1528	1552	1536	1512	1500	1470	1475
SEA %	59%	60%	62%	62%	62%	63%	64%	64%	64%	64%	64%	63%	63%
MRJC %	41%	40%	38%	38%	38%	37%	36%	36%	36%	36%	36%	37%	37%

Table 9. Drug Court Statistics

King County Superior Court

Categories	Jan 2023	Feb 2023	Mar 2023	Apr 2023	May 2023	Jun 2023	Jul 2023	Aug 2023	Sep 2023	Oct 2023	Nov 2023	Dec 2023	Jan 2024
Referrals	30	18	39	15	27	34	23	18	23	26	14	26	22
<i>Directly from PA</i>	0	2	5	1	9	11	15	2	10	0	6	6	2
<i>From Mainstream</i>	30	16	34	14	18	23	8	16	13	26	8	20	20
<b>Opt-in <sup>(1)</sup></b>	<b>16</b>	<b>12</b>	<b>22</b>	<b>2</b>	<b>2</b>	<b>16</b>	<b>8</b>	<b>4</b>	<b>9</b>	<b>14</b>	<b>6</b>	<b>5</b>	<b>3</b>
<b>Resolutions</b>	<b>8</b>	<b>20</b>	<b>7</b>	<b>11</b>	<b>5</b>	<b>6</b>	<b>14</b>	<b>21</b>	<b>21</b>	<b>22</b>	<b>19</b>	<b>4</b>	<b>20</b>
Graduations <sup>(2)</sup>	8	17	5	11	2	1	7	7	8	20	16	2	16
Terminations <sup>(3)</sup>	0	3	2	0	3	5	7	14	13	2	3	2	4
<b>Drug Court Pending</b>	<b>164</b>	<b>162</b>	<b>182</b>	<b>174</b>	<b>184</b>	<b>194</b>	<b>172</b>	<b>176</b>	<b>167</b>	<b>154</b>	<b>152</b>	<b>134</b>	<b>137</b>
<i>SEA Drug Court</i>	117	112	125	122	134	142	125	122	115	108	105	84	84
<i>KNT Drug Court</i>	47	50	57	52	50	52	47	54	52	46	47	50	53

- (1) Opt-in reflects the court order of participation.
- (2) Graduations are dismissals of opted-in cases after the completion of program.
- (3) Terminations are cases that fail in drug court.