



# King County

Department of Judicial Administration

*Catherine Cornwall*

*Director and Superior Court Clerk*

(206) 296-9300 (206) 296-0100 TTY/TDD

King County Superior Court

## Criminal Department Statistical Report

August 2024

Department of Judicial Administration

Prepared by: Shiquan Liao, Ph.D., Statistician

September 15, 2024

**Report #: CRM-2024-08**

*Seattle Courthouse*  
516 Third Avenue Room E609  
Seattle, WA 98104-2386

*Maleng Regional Justice Center*  
401 Fourth Avenue North Room 2C  
Kent, WA 98032-4429

*Clark Children and Family  
Justice Center*  
1211 East Alder Room 3015  
Seattle, WA 98122-5598

## Criminal Statistics Summary

**NOTE: Washington State Supreme Court orders related to the coronavirus pandemic, beginning March 2020, affect the statistics for the foreseeable future.**

- **Filings**

As shown in the first chart on page 4, the monthly filings vary considerably from month to month. A total of 449 criminal cases were filed in August 2024. Of the 449 cases filed in the month, 41% were MRJC cases. The year-to-date average filing volume in 2024 was 445 cases per month, compared with 523, 563, 515, 392, 417 and 413 cases per month in 2018, 2019, 2020, 2021, 2022 and 2023 respectively.

- **Resolutions**

Like the monthly filings, the number of criminal cases resolved per month also varies from month to month (monthly resolution pattern is shown on page 4). The number of resolutions in August 2024 was 495 cases. Of the 495 cases resolved, 39% were MRJC cases. The year-to-date average resolution volume in 2024 was 447 cases per month, compared with 481, 494, 352, 476, 398, and 455 cases per month in 2018, 2019, 2020, 2021, 2022 and 2023 respectively.

- **Pending Caseload**

At the end of August 2024, the active pending criminal caseload was 4,146 cases, including criminal RALJ cases. Of the 4,146 pending criminal cases, 41% were MRJC cases. The breakdown of the 4,146 pending cases by crime category was: homicide (n=210), sex crime (n=497), robbery (n=194), aggravated assault (n=811), burglary/theft (n=1,212), motor vehicle theft (n=120), controlled substances – non-drug court (n=219), drug court (n=133), other felonies (n=701), and RALJ (n=49). When compared to January 2020 (before the pandemic), the number of pending homicide cases has more than doubled from 97 in January 2020 to 210 in August 2024. The number of pending sex crime cases is 31% higher than it was in January 2020. Conversely, the number of pending controlled substance (non-Drug Court) has dropped 57% from January 2020.

- **Age of Pending Cases**

The median age (age for half of the pending cases) of pending cases is shown in Table 6. The median age of all active pending cases at the end of August 2024 was 195 days. At the end of August 2024, 1,477 non-drug court cases and 118 drug court cases remained as active (unresolved) after 9 months since filing. Table 6 shows the number of active pending cases within pre-defined age intervals.

**Conclusion: Through August, the criminal filings in 2024 were 445 cases per month on average. The court resolved 447 criminal cases per month in the same period. The pending criminal caseload (including RALJ) for both SEA and the MRJC was 4,146 cases at the end of August 2024, 41% of the total pending criminal caseload being MRJC cases.**

## Terminology

### **Age of Pending Case**

Time (days) from filing to resolution, less suspense time if applicable.

### **Age of Resolved Case**

Time (days) from filing to resolution, less suspense time if applicable.

### **End Pending**

Number of pending cases at the end of reporting period.

### **Net Change in Pending**

The change in number of pending cases (end pending minus previous pending).

### **Pending Case**

A case is defined as pending if it is unresolved and not on suspense status.

### **Previous Pending**

Number of pending cases at the beginning of reporting period.

### **Reactivated Case**

A case returns to active from suspense status during the reporting period.

### **Resolution**

A case is resolved if all issues in the complaint are fully adjudicated. However, a drug court case is reported as resolved only when dispositive document is also filed (completed).

### **Resolution Category**

Five resolution categories are used to report resolution of criminal cases: jury trial (CVJV, AQJV), non-jury trial (CVCT, AQCT), guilty plea (GP, GPAT, GPJT), dismissal (DSM), and other (all other resolution codes). For criminal RALJ cases, the resolution categories are: RALJ decision (CDTA, CDTM, CDTR), dismissal (DSRM), and others (any other resolution codes).

### **Suspended Case**

A case is placed in suspense status (removing from active) during the reporting period.

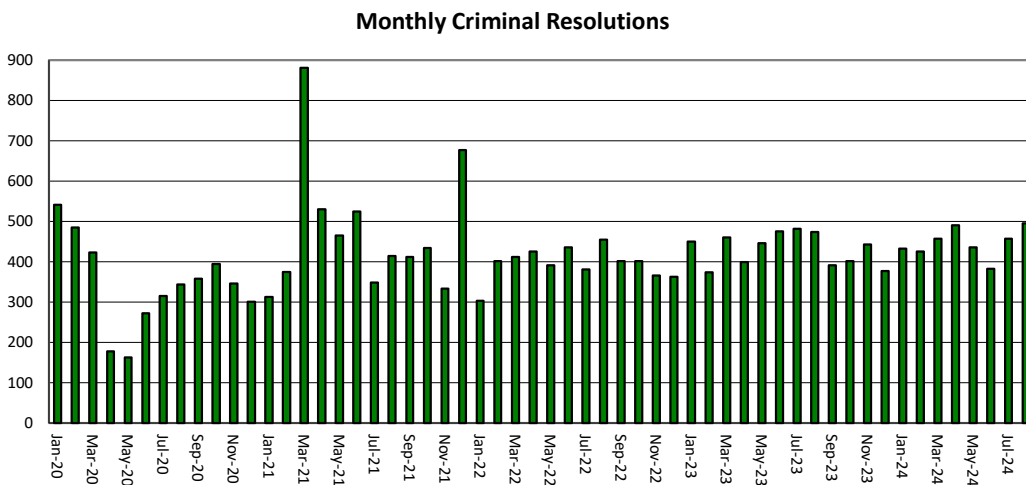
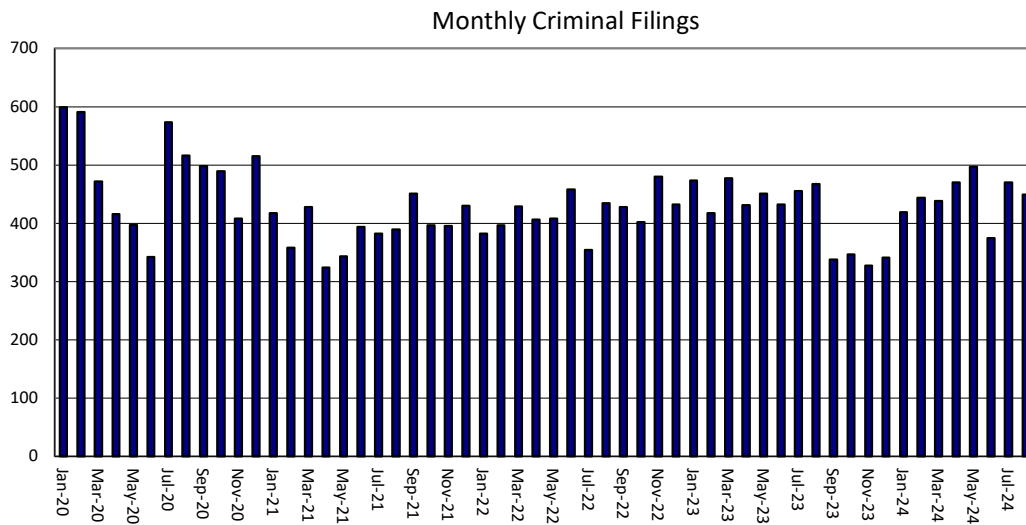
### **Suspense Status**

A case is said to be on suspense status if it is on warrant or appeal.

### **Suspense Time**

Time (days) a case is on suspense status.

Figure 1. Number of Criminal Filings, Resolutions and Pending Caseload by Month



*The increase in resolutions in March and December 2021 was due to the dismissal of drug possession cases based on the decision on State v. Blake case by the State Supreme Court.*

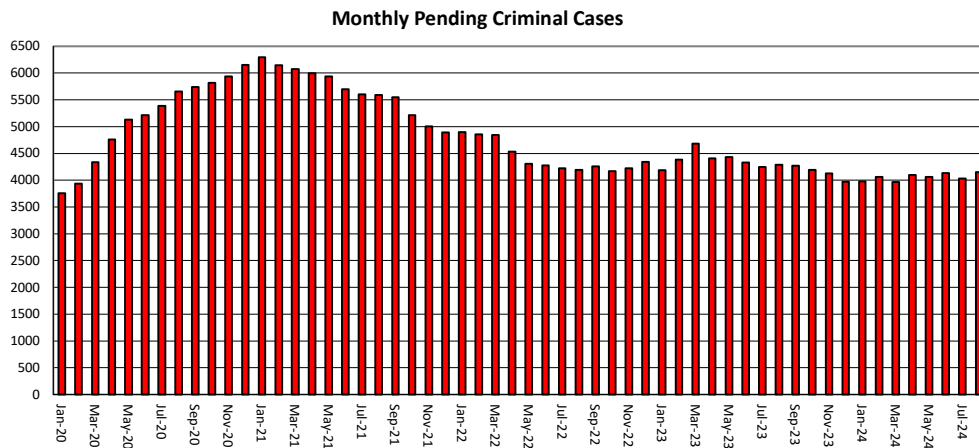


Figure 2. Crime Category as a Percentage of Total Filings by Year

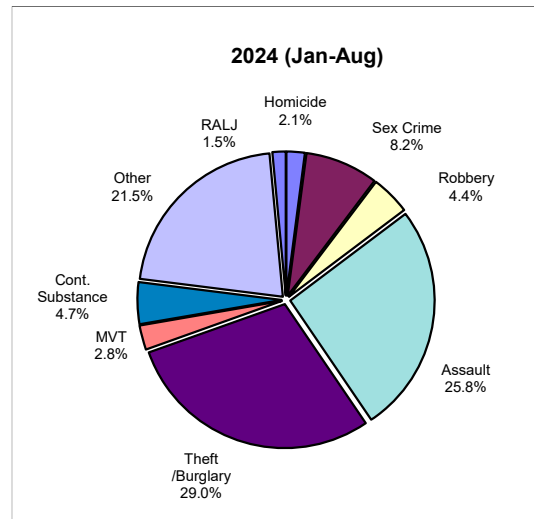
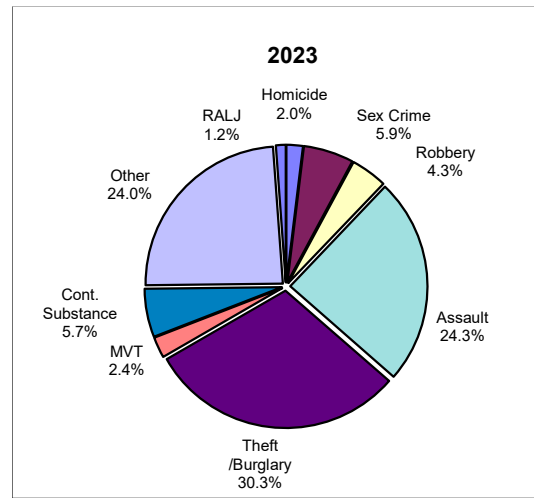
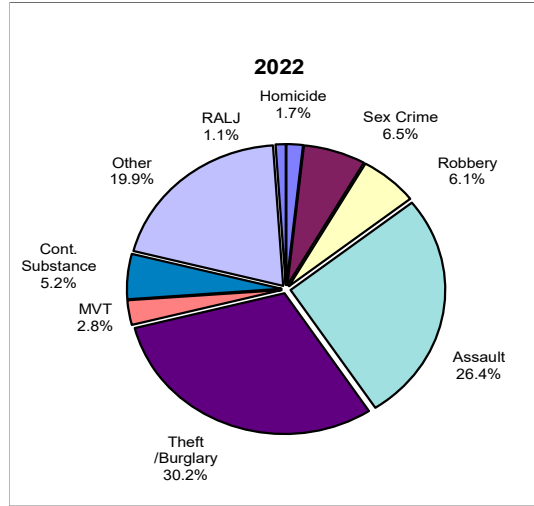


Table 1. Monthly Criminal New Filings by Crime Category  
King County Superior Court

Crime Category	Jan	Feb	Mar	Apr	May	Jun	Jul	Aug	Sep	Oct	Nov	Dec
<b>Total</b>												
2021	417	358	428	324	343	394	382	389	451	396	395	430
2022	382	396	429	406	408	458	354	434	428	402	480	432
2023	473	417	477	431	451	432	455	467	338	346	327	341
2024	413	444	438	470	497	374	470	449				
<b>Homicide</b>												
2021	4	6	10	6	3	10	10	8	12	9	6	7
2022	7	7	3	6	7	9	4	17	4	9	6	3
2023	6	10	7	9	13	10	9	6	8	8	6	5
2024	5	9	15	2	14	7	14	8				
<b>Sex Crime*</b>												
2021	39	30	56	20	18	33	30	29	30	30	18	31
2022	30	28	22	34	30	16	22	22	32	26	32	28
2023	32	13	28	19	26	23	25	24	19	21	29	34
2024	27	35	33	52	54	36	28	27				
<b>Robbery</b>												
2021	36	25	32	14	27	25	24	12	37	19	20	24
2022	27	32	28	27	13	25	21	39	24	18	22	25
2023	26	15	15	17	14	24	9	25	10	17	19	20
2024	19	13	24	21	28	10	18	25				
<b>Aggravated Assault</b>												
2021	115	90	118	96	98	100	99	104	119	118	123	125
2022	115	103	137	117	104	107	102	98	113	79	129	110
2023	97	78	110	113	111	102	121	109	77	94	89	103
2024	112	116	110	92	140	85	128	136				
<b>Burglary/Theft /Larceny</b>												
2021	92	100	100	93	94	117	88	120	142	112	129	153
2022	98	138	129	123	130	157	86	132	118	137	127	141
2023	161	153	162	143	135	140	120	113	85	107	79	101
2024	109	125	134	161	109	120	155	120				
<b>Motor Vehicle Theft</b>												
2021	12	9	14	14	12	15	19	14	13	9	7	13
2022	14	17	10	11	12	10	10	9	11	15	11	11
2023	12	9	4	11	15	15	21	7	9	6	6	6
2024	13	8	7	22	11	10	14	13				
<b>Controlled Substance</b>												
2021	35	26	15	11	14	15	21	10	15	16	11	11
2022	12	19	19	12	31	23	21	15	21	15	31	30
2023	36	37	35	18	34	17	24	41	15	9	13	4
2024	14	14	25	24	16	23	17	34				
<b>Other*</b>												
2021	82	70	82	63	73	77	87	83	77	81	75	62
2022	75	47	79	75	70	108	81	100	97	89	114	80
2023	96	98	113	97	100	96	124	136	111	81	76	61
2024	115	118	85	90	109	78	88	84				
<b>Criminal RALJ</b>												
2021	2	2	1	7	4	2	4	9	6	2	6	4
2022	4	5	2	1	5	3	7	2	8	4	8	4
2023	7	4	3	4	3	5	2	6	4	3	10	7
2024	5	6	5	6	16	5	8	2				
<b>MRJC Filing as % of Total</b>												
2021	43%	43%	45%	51%	48%	42%	41%	40%	45%	49%	43%	48%
2022	42%	33%	38%	40%	40%	36%	34%	36%	39%	31%	42%	41%
2023	38%	31%	29%	37%	31%	31%	35%	35%	36%	37%	41%	50%
2024	42%	47%	45%	36%	48%	44%	46%	41%				

The highest crime category in a case's history is used to classify cases. For example, a case charged with homicide at any time in the case's history is reported as a homicide regardless of whether the charge is reduced at resolution.

(\*) Starting January 2021, "failure to register as sex offender" cases are in the "other" category instead of in the "sex crime" category. This change was made in line with the reporting categories by Washington State Administrative Office of the Courts.

Table 2. Monthly Criminal Case Resolutions by Crime Category  
King County Superior Court

Crime Category	Jan	Feb	Mar	Apr	May	Jun	Jul	Aug	Sep	Oct	Nov	Dec
<b>Total</b>												
2021	313	375	881	530	465	525	348	414	412	434	333	677
2022 *	303	402	412	425	391	435	381	455	401	401	366	363
2023	450	374	460	399	446	475	481	474	391	401	443	377
2024	432	425	457	491	435	382	457	495				
<b>Homicide</b>												
2021	1	4	6	4	2	4	1	3	5	6	4	4
2022	5	6	6	4	11	5	5	8	2	8	7	4
2023	9	4	10	6	14	12	13	7	12	11	12	14
2024	2	10	12	8	3	8	8	6				
<b>Sex Crime**</b>												
2021	21	20	24	31	30	27	26	20	30	24	23	16
2022	21	20	29	34	30	30	24	20	27	15	15	21
2023	19	17	28	26	23	36	25	35	29	39	27	23
2024	27	32	30	26	29	36	40	37				
<b>Robbery</b>												
2021	20	26	21	30	11	21	16	14	25	18	11	6
2022	12	11	14	6	14	17	10	23	18	18	14	12
2023	9	12	22	16	26	31	21	33	28	20	16	16
2024	19	27	17	26	23	13	22	30				
<b>Aggravated Assault</b>												
2021	86	123	127	122	97	87	68	76	84	74	84	56
2022	45	69	95	82	69	84	78	87	74	72	97	93
2023	62	63	126	106	125	110	94	114	86	101	115	94
2024	108	101	106	130	113	115	109	141				
<b>Burglary/Theft /Larceny</b>												
2021	68	69	116	121	64	86	62	88	51	88	62	69
2022	56	86	87	98	84	109	89	103	89	112	93	66
2023	123	78	129	120	138	142	149	135	96	90	96	110
2024	122	117	136	135	125	94	134	120				
<b>Motor Vehicle Theft</b>												
2021	5	7	16	14	11	12	3	10	9	10	5	3
2022	8	11	10	4	8	5	6	8	5	10	5	9
2023	9	7	13	8	6	15	11	14	13	10	11	10
2024	10	11	13	10	13	6	5	10				
<b>Controlled Substance</b>												
2021	26	52	430	106	68	137	27	41	36	60	25	413
2022	15	25	22	22	21	24	23	21	12	10	22	24
2023	46	21	22	12	19	23	26	28	21	23	54	22
2024	32	37	43	29	21	26	37	24				
<b>Drug Court</b>												
2021	24	19	63	26	17	10	13	7	22	12	16	5
2022	12	16	6	20	7	9	11	3	7	5	5	3
2023	8	20	7	11	5	6	14	21	21	22	19	4
2024	20	17	9	23	13	9	5	9				
<b>Other**</b>												
2021	51	50	68	71	161	135	129	133	144	140	102	103
2022	122	155	139	149	143	147	133	175	164	148	106	127
2023	159	151	99	92	86	95	127	83	82	82	87	77
2024	86	67	80	99	89	74	93	99				
<b>Criminal RAJ</b>												
2021	11	5	10	5	4	6	3	22	6	2	1	2
2022	7	3	4	6	4	5	2	7	3	3	2	4
2023	6	1	4	2	4	5	1	4	3	3	6	7
2024	6	6	11	5	6	1	4	19				
<b>MRJC as % of Total</b>												
2021	38%	37%	37%	32%	39%	33%	34%	41%	42%	43%	40%	35%
2022	41%	44%	49%	46%	47%	46%	49%	45%	37%	38%	45%	39%
2023	39%	37%	44%	45%	39%	43%	39%	35%	40%	38%	37%	39%
2024	39%	40%	35%	38%	46%	39%	38%	39%				

"Controlled Substance" are drug related cases that have never been accepted into drug court.  
"Drug Court" are cases that have been formally accepted into drug court (identified by orders).

Table 3. Number of Cases Resolved and Resolution Category  
King County Superior Court

Crime Category	Aug 2023	Sep 2023	Oct 2023	Nov 2023	Dec 2023	Jan 2024	Feb 2024	Mar 2024	Apr 2024	May 2024	Jun 2024	Jul 2024	Aug 2024
<b>Homicide</b>	7	12	11	12	14	2	10	12	8	3	8	8	6
Resolved by Jury Trial	0	1	5	4	2	0	3	1	1	1	1	4	1
Resolved by Non-Jury Trial	1	1	0	0	0	0	0	0	0	0	1	0	0
Resolved by Guilty Plea	6	8	4	8	11	2	7	10	5	2	5	4	5
Dismissal	0	2	2	0	0	0	0	0	2	0	0	0	0
Others	0	0	0	0	1	0	0	1	0	0	1	0	0
<b>Sex Crime**</b>	35	29	39	27	23	27	32	30	26	29	36	40	37
Resolved by Jury Trial	1	0	1	3	2	1	4	4	2	1	2	2	2
Resolved by Non-Jury Trial	0	0	0	0	0	0	0	0	0	0	0	0	0
Resolved by Guilty Plea	25	21	30	21	16	22	19	19	17	23	29	29	28
Dismissal	9	8	8	3	5	4	9	7	7	5	5	9	6
Others	0	0	0	0	0	0	0	0	0	0	0	0	1
<b>Robbery</b>	33	28	20	16	16	19	27	17	26	23	13	22	30
Resolved by Jury Trial	0	0	0	0	0	1	0	0	0	0	0	0	0
Resolved by Non-Jury Trial	0	0	0	0	0	0	0	0	0	0	0	0	0
Resolved by Guilty Plea	28	25	17	15	13	14	22	14	23	21	9	21	25
Dismissal	5	3	3	1	3	4	5	3	3	1	4	1	4
Others	0	0	0	0	0	0	0	0	0	1	0	0	1
<b>Aggravated Assault</b>	114	86	101	115	94	108	101	106	130	113	115	109	141
Resolved by Jury Trial	6	1	1	3	3	0	4	3	3	0	1	5	4
Resolved by Non-Jury Trial	0	0	0	0	0	0	0	0	2	0	0	0	0
Resolved by Guilty Plea	85	67	81	92	69	80	71	85	83	90	86	78	97
Dismissal	23	18	19	19	22	28	25	18	42	23	28	26	37
Others	0	0	0	1	0	0	1	0	0	0	0	0	3
<b>Burglary/Theft/Larceny</b>	135	96	90	96	110	122	117	136	135	125	94	134	120
Resolved by Jury Trial	0	1	0	1	0	2	0	1	0	0	2	0	0
Resolved by Non-Jury Trial	0	0	0	0	0	0	0	0	0	0	0	0	0
Resolved by Guilty Plea	102	65	64	69	78	85	77	71	81	99	66	101	87
Dismissal	33	30	26	23	32	35	40	64	53	26	26	33	29
Others	0	0	0	3	0	0	0	0	1	0	0	0	4
<b>Motor Vehicle Theft</b>	14	13	10	11	10	10	11	13	10	13	6	5	10
Resolved by Jury Trial	0	0	0	1	0	0	0	0	0	0	0	0	0
Resolved by Non-Jury Trial	0	0	0	0	0	0	0	0	0	0	0	0	0
Resolved by Guilty Plea	10	9	5	4	7	5	8	9	6	7	6	2	5
Dismissal	4	4	5	6	2	5	3	4	4	5	0	3	5
Others	0	0	0	0	1	0	0	0	0	1	0	0	0
<b>Controlled Substance</b>	28	21	23	54	22	32	37	43	29	21	26	37	24
Resolved by Jury Trial	0	0	0	0	0	0	1	0	0	0	0	1	0
Resolved by Non-Jury Trial	0	0	0	0	0	0	0	0	0	0	0	0	0
Resolved by Guilty Plea	17	9	5	18	7	18	19	16	13	11	18	29	17
Dismissal	11	12	18	36	15	14	17	27	16	10	8	7	6
Others	0	0	0	0	0	0	0	0	0	0	0	0	1
<b>Drug Court</b>	21	21	22	19	4	20	17	9	23	13	9	5	9
Resolved by Non-Jury Trial	3	0	0	0	2	1	0	0	6	0	0	0	0
Resolved by Guilty Plea	4	8	2	3	0	3	1	1	6	3	0	0	3
Dismissal	14	13	20	16	2	16	16	8	11	10	9	5	6
Others	0	0	0	0	0	0	0	0	0	0	0	0	0
<b>Other**</b>	83	82	82	87	77	86	67	80	99	89	74	93	99
Resolved by Jury Trial	2	0	0	0	2	1	1	2	1	3	1	1	6
Resolved by Non-Jury Trial	0	0	0	0	0	0	0	0	0	0	0	1	0
Resolved by Guilty Plea	45	56	50	63	43	57	47	50	64	64	49	66	59
Dismissal	36	26	32	22	31	28	18	27	34	22	24	25	30
Others	0	0	0	2	1	0	1	1	0	0	0	0	4
<b>Criminal RALJ</b>	4	3	3	6	7	6	6	11	5	6	1	4	19
RALJ Decision	2	3	3	5	6	5	4	5	3	5	1	3	9
Dismissal	2	0	0	1	1	1	2	6	2	1	0	1	3
Others	0	0	0	0	0	0	0	0	0	0	0	0	7

(\*) "Controlled Substance" are drug related cases that have never been accepted into drug court.  
"Drug Court" are cases that have been formally accepted into drug court (identified by orders).

(\*\*) Starting January 2021, "failure to register as sex offender" cases are in the "other" category instead of in the "sex crime" category. This change was made in line with the reporting categories by Washington State Administrative Office of the Courts.



Table 4. Age (days) of Resolved Cases  
King County Superior Court

Crime Category	Aug 2023	Sep 2023	Oct 2023	Nov 2023	Dec 2023	Jan 2024	Feb 2024	Mar 2024	Apr 2024	May 2024	Jun 2024	Jul 2024	Aug 2024
<b>All Resolutions (excl. RALJ)</b>													
Number of Resolutions	474	391	401	443	377	432	425	457	491	435	382	457	495
50% Cases Resolved by Day	180	204	202	217	225	259	243	256	231	242	270	215	207
Average Days to Resolution	339	354	347	398	349	343	359	332	332	382	311	305	445
<b>Homicide*</b>													
Number of Resolutions	7	12	11	12	14	2	10	12	8	3	8	8	6
50% Cases Resolved by Day	746	620	1084	995	957	568	716	616	861	916	711	823	825
Average Days to Resolution	818	642	917	936	840	568	786	648	822	988	708	851	799
<b>Sex Crime**</b>													
Number of Resolutions	35	29	39	27	23	27	32	30	26	29	36	40	37
50% Cases Resolved by Day	525	584	435	453	532	532	431	447	505	502	405	532	374
Average Days to Resolution	529	545	494	572	520	543	507	533	526	507	505	552	531
<b>Robbery</b>													
Number of Resolutions	33	28	20	16	16	19	27	17	26	23	13	22	30
50% Cases Resolved by Day	196	232	158	278	325	236	244	419	157	359	425	340	160
Average Days to Resolution	327	300	226	305	365	374	352	435	309	710	370	367	590
<b>Aggravated Assault</b>													
Number of Resolutions	114	86	101	115	94	108	101	106	130	113	115	109	141
50% Cases Resolved by Day	139	125	135	184	149	150	176	183	149	169	142	147	155
Average Days to Resolution	239	209	247	309	240	241	304	273	214	239	236	204	354
<b>Burglary/Theft/Larceny</b>													
Number of Resolutions	135	96	90	96	110	122	117	136	135	125	94	134	120
50% Cases Resolved by Day	160	209	176	240	241	322	242	298	278	258	237	194	245
Average Days to Resolution	251	331	287	543	322	418	319	333	394	366	266	291	545
<b>Motor Vehicle Theft</b>													
Number of Resolutions	14	13	10	11	10	10	11	13	10	13	6	5	10
50% Cases Resolved by Day	175	105	98	98	277	207	265	246	212	272	364	89	227
Average Days to Resolution	241	180	191	297	1050	307	265	395	303	1229	399	150	252
<b>Controlled Substance</b>													
Number of Resolutions	28	21	23	54	22	32	37	43	29	21	26	37	24
50% Cases Resolved by Day	248	82	230	104	145	123	252	249	259	264	276	350	227
Average Days to Resolution	336	807	820	256	329	233	301	328	336	344	345	389	489
<b>Drug Court</b>													
Number of Resolutions	21	21	22	19	4	20	17	9	23	13	9	5	9
50% Cases Resolved by Day	790	680	690	463	289	626	701	457	829	603	894	906	440
Average Days to Resolution	701	662	717	497	331	758	688	557	794	670	950	794	491
<b>Other**</b>													
Number of Resolutions	83	82	82	87	77	86	67	80	99	89	74	93	99
50% Cases Resolved by Day	135	139	96	139	168	178	189	179	151	204	116	136	185
Average Days to Resolution	436	278	205	331	294	239	353	234	219	284	244	230	405
<b>Criminal RALJ</b>													
Number of Resolutions	4	3	3	6	7	6	6	11	5	6	1	4	19
50% Cases Resolved by Day	164	232	431	278	382	333	239	256	170	282	178	217	175
Average Days to Resolution	161	296	395	297	344	318	291	310	236	370	178	195	206

"Controlled Substance" are drug related cases that have never been accepted into drug court.

"Drug Court" are cases that have been formally accepted into drug court (identified by orders).

(\*) Due to small number of resolutions in this category, the age statistics for homicides are expected to vary considerably.

(\*\*) Starting January 2021, "failure to register as sex offender" cases are in the "other" category instead of in the "sex crime" category. This change was made in line with the reporting categories by Washington State Administrative Office of the Courts.

Table 5. Pending Criminal Cases  
King County Superior Court

Crime Category	Aug 2023	Sep 2023	Oct 2023	Nov 2023	Dec 2023	Jan 2024	Feb 2024	Mar 2024	Apr 2024	May 2024	Jun 2024	Jul 2024	Aug 2024
<b>Total</b>													
Previous Pending	4246	4291	4271	4194	4126	3974	3976	4057	3965	4097	4062	4131	4030
New Filing	467	338	346	327	341	419	444	438	470	497	374	470	449
Resolved	474	391	401	443	377	432	425	457	491	435	382	457	495
<b>End Pending</b>	<b>4291</b>	<b>4271</b>	<b>4194</b>	<b>4126</b>	<b>3974</b>	<b>3976</b>	<b>4057</b>	<b>3965</b>	<b>4097</b>	<b>4062</b>	<b>4131</b>	<b>4030</b>	<b>4146</b>
<b>Homicide</b>													
Previous Pending	211	215	214	207	204	194	200	195	194	198	205	206	204
New Filing	6	8	8	6	5	5	9	15	2	14	7	14	8
Resolved	7	12	11	12	14	2	10	12	8	3	8	8	6
<b>End Pending</b>	<b>215</b>	<b>214</b>	<b>207</b>	<b>204</b>	<b>194</b>	<b>200</b>	<b>195</b>	<b>194</b>	<b>198</b>	<b>205</b>	<b>206</b>	<b>204</b>	<b>210</b>
<b>Sex Crime*</b>													
Previous Pending	497	495	495	475	473	466	458	465	460	488	505	506	504
New Filing	24	19	21	29	34	27	35	33	52	54	36	28	27
Resolved	35	29	39	27	23	27	32	30	26	29	36	40	37
<b>End Pending</b>	<b>495</b>	<b>495</b>	<b>475</b>	<b>473</b>	<b>466</b>	<b>458</b>	<b>465</b>	<b>460</b>	<b>488</b>	<b>505</b>	<b>506</b>	<b>504</b>	<b>497</b>
<b>Robbery</b>													
Previous Pending	222	221	214	208	207	204	200	195	202	193	184	195	189
New Filing	25	10	17	19	20	19	13	24	21	28	10	18	25
Resolved	33	28	20	16	16	19	27	17	26	23	13	22	30
<b>End Pending</b>	<b>221</b>	<b>214</b>	<b>208</b>	<b>207</b>	<b>204</b>	<b>200</b>	<b>195</b>	<b>202</b>	<b>193</b>	<b>184</b>	<b>195</b>	<b>189</b>	<b>194</b>
<b>Aggravated Assault</b>													
Previous Pending	780	774	779	792	767	749	763	800	772	765	767	776	779
New Filing	109	77	94	89	103	112	116	110	92	140	85	128	136
Resolved	114	86	101	115	94	108	101	106	130	113	115	109	141
<b>End Pending</b>	<b>774</b>	<b>779</b>	<b>792</b>	<b>767</b>	<b>749</b>	<b>763</b>	<b>800</b>	<b>772</b>	<b>765</b>	<b>767</b>	<b>776</b>	<b>779</b>	<b>881</b>
<b>Burglary/Theft/Larceny</b>													
Previous Pending	1209	1191	1173	1169	1148	1111	1113	1143	1111	1216	1174	1170	1149
New Filing	113	85	107	79	101	109	125	134	161	109	120	155	120
Resolved	135	96	90	96	110	122	117	136	135	125	94	134	120
<b>End Pending</b>	<b>1191</b>	<b>1173</b>	<b>1169</b>	<b>1148</b>	<b>1111</b>	<b>1113</b>	<b>1143</b>	<b>1111</b>	<b>1216</b>	<b>1174</b>	<b>1170</b>	<b>1149</b>	<b>1212</b>
<b>Motor Vehicle Theft</b>													
Previous Pending	104	103	99	95	86	81	83	89	91	108	110	118	110
New Filing	7	9	6	6	6	5	8	7	22	11	10	14	13
Resolved	14	13	10	11	10	10	11	13	10	13	6	5	10
<b>End Pending</b>	<b>103</b>	<b>99</b>	<b>95</b>	<b>86</b>	<b>81</b>	<b>83</b>	<b>89</b>	<b>91</b>	<b>108</b>	<b>110</b>	<b>118</b>	<b>110</b>	<b>120</b>
<b>Controlled Substance</b>													
Previous Pending	307	321	322	292	288	272	260	255	246	256	240	243	219
Resolved	28	21	23	54	22	32	37	43	29	21	26	37	24
<b>End Pending</b>	<b>321</b>	<b>322</b>	<b>292</b>	<b>288</b>	<b>272</b>	<b>260</b>	<b>255</b>	<b>246</b>	<b>256</b>	<b>240</b>	<b>243</b>	<b>219</b>	<b>219</b>
<b>Drug Court</b>													
Previous Pending	172	176	167	154	152	134	137	149	145	129	125	134	135
New Enrollment	4	9	14	6	5	3	24	5	1	10	16	6	3
Resolved	21	21	22	19	4	20	17	9	23	13	9	5	9
<b>End Pending</b>	<b>176</b>	<b>167</b>	<b>154</b>	<b>152</b>	<b>134</b>	<b>137</b>	<b>149</b>	<b>145</b>	<b>129</b>	<b>125</b>	<b>134</b>	<b>135</b>	<b>133</b>
<b>Other*</b>													
Previous Pending	697	746	759	752	746	708	710	713	697	695	693	721	687
New Filing	136	111	81	76	61	50	118	85	90	109	78	88	84
Resolved	83	82	82	87	77	86	67	80	99	89	74	93	99
<b>End Pending</b>	<b>746</b>	<b>759</b>	<b>752</b>	<b>746</b>	<b>708</b>	<b>710</b>	<b>713</b>	<b>697</b>	<b>695</b>	<b>693</b>	<b>721</b>	<b>687</b>	<b>701</b>
<b>Criminal RALJ</b>													
Previous Pending	47	49	49	50	55	55	52	53	47	49	59	62	54
New Filing	6	4	3	10	7	5	6	5	6	16	5	8	2
Resolved	4	3	3	6	7	6	6	11	5	6	1	4	19
<b>End Pending</b>	<b>49</b>	<b>49</b>	<b>50</b>	<b>55</b>	<b>55</b>	<b>52</b>	<b>53</b>	<b>47</b>	<b>49</b>	<b>59</b>	<b>62</b>	<b>54</b>	<b>49</b>
<b>Total Pending Caseload</b>													
SEA (%)	64%	64%	64%	64%	63%	63%	63%	61%	61%	61%	60%	60%	59%
MRJC (%)	36%	36%	36%	36%	37%	37%	37%	39%	39%	39%	40%	40%	41%

(\*) Starting January 2021, "failure to register as sex offender" cases are in the "other" category instead of in the "sex crime" category. This change was made in line with the reporting categories by Washington State Administrative Office of the Courts.

Table 6. Age (days) of Pending Cases  
King County Superior Court

Crime Category	Aug 2023	Sep 2023	Oct 2023	Nov 2023	Dec 2023	Jan 2024	Feb 2024	Mar 2024	Apr 2024	May 2024	Jun 2024	Jul 2024	Aug 2024
<b>All Pending (excl. RALJ)</b>													
Number of Pending Cases	4291	4271	4194	4126	3974	3976	4057	3965	4097	4062	4131	4030	4146
Median Days (50%tile)	210	216	228	233	236	233	227	227	211	201	200	189	195
Average Days	316	321	326	331	332	329	324	323	312	308	306	304	303
<b>Homicide</b>													
Number of Pending Cases	215	214	207	204	194	200	195	194	198	205	206	204	210
Median Days (50%tile)	387	414	428	423	412	388	379	386	396	396	396	393	399
Average Days	513	521	518	500	494	504	503	500	492	491	497	491	485
<b>Sex Crime*</b>													
Number of Pending Cases	495	495	475	473	466	458	465	460	488	505	506	504	497
Median Days (50%tile)	338	348	357	352	356	366	361	353	307	296	289	261	254
Average Days	413	412	424	420	423	427	422	421	403	394	388	379	382
<b>Robbery</b>													
Number of Pending Cases	221	214	208	207	204	200	195	202	193	184	195	189	194
Median Days (50%tile)	241	246	270	280	256	232	232	176	187	189	181	175	181
Average Days	303	305	320	324	316	308	308	293	292	287	273	264	266
<b>Aggravated Assault</b>													
Number of Pending Cases	774	779	792	767	749	763	800	772	765	767	776	779	811
Median Days (50%tile)	161	164	166	168	165	165	156	160	149	151	153	163	152
Average Days	238	244	239	240	244	237	232	229	227	229	227	226	222
<b>Burglary/Theft/Larceny</b>													
Number of Pending Cases	1191	1173	1169	1148	1111	1113	1143	1111	1216	1174	1170	1149	1212
Median Days (50%tile)	200	212	225	241	245	241	215	197	177	172	173	174	179
Average Days	312	318	322	331	327	317	305	299	285	277	283	277	274
<b>Motor Vehicle Theft</b>													
Number of Pending Cases	103	99	95	86	81	83	89	91	108	110	118	110	120
Median Days (50%tile)	170	183	195	211	213	209	213	225	182	147	144	137	149
Average Days	278	290	313	315	314	301	317	298	252	252	245	252	255
<b>Controlled Substance</b>													
Number of Pending Cases	321	322	292	288	272	260	255	246	256	240	243	219	219
Median Days (50%tile)	191	219	245	255	285	294	312	318	317	283	265	238	251
Median Days (50%tile)	313	328	349	362	392	398	406	411	404	402	400	404	414
<b>Drug Court</b>													
Number of Pending Cases	176	167	154	152	134	137	149	145	129	125	134	135	133
Median Days (50%tile)	515	541	528	575	598	613	597	602	580	564	536	548	589
Average Days	648	675	668	698	721	734	717	723	733	741	717	713	745
<b>Other*</b>													
Number of Pending Cases	746	759	752	746	708	710	713	697	695	693	721	687	701
Median Days (50%tile)	137	143	160	170	173	184	190	199	190	190	181	183	179
Average Days	223	225	237	245	251	250	249	256	249	246	240	245	243
<b>Criminal RALJ</b>													
Number of Pending Cases	49	49	50	55	55	52	53	47	49	59	62	54	49
Median Days (50%tile)	235	243	211	161	145	126	120	124	140	110	110	122	135
Average Days	234	238	248	222	209	207	200	194	195	153	169	173	193

"Controlled Substance" are drug related cases that have never been accepted into drug court.

"Drug Court" are cases that have been formally accepted into drug court (identified by orders).

(\*) Starting January 2021, "failure to register as sex offender" cases are in the "other" category instead of in the "sex crime" category. This change was made in line with the reporting categories by Washington State Administrative Office of the Courts.

Table 7. Age Intervals of Pending Criminal Cases  
King County Superior Court

Crime Category	Aug 2023	Sep 2023	Oct 2023	Nov 2023	Dec 2023	Jan 2024	Feb 2024	Mar 2024	Apr 2024	May 2024	Jun 2024	Jul 2024	Aug 2024
<b>Total # Cases</b>	<b>4291</b>	<b>4271</b>	<b>4194</b>	<b>4126</b>	<b>3974</b>	<b>3976</b>	<b>4057</b>	<b>3965</b>	<b>4097</b>	<b>4062</b>	<b>4131</b>	<b>4030</b>	<b>4146</b>
0 - 120 days (0 - 4 months)	1389	1332	1314	1206	1118	1154	1233	1281	1465	1447	1456	1401	1422
121-180 days (5 - 6 months)	510	518	452	474	515	456	453	412	391	453	495	534	540
181-270 days (7 - 9 months)	624	639	622	628	569	599	574	573	527	504	517	493	589
> 270 days (> 9 months)	1768	1782	1806	1818	1772	1767	1797	1699	1714	1658	1663	1602	1595
<b>Homicide # Cases</b>	<b>215</b>	<b>214</b>	<b>207</b>	<b>204</b>	<b>194</b>	<b>200</b>	<b>195</b>	<b>194</b>	<b>198</b>	<b>205</b>	<b>206</b>	<b>204</b>	<b>210</b>
0 - 120 days (0 - 4 months)	40	38	34	35	29	29	28	29	37	39	41	37	42
121-180 days (5 - 6 months)	21	19	19	17	17	14	12	14	11	10	12	18	18
181-270 days (7 - 9 months)	17	22	26	30	27	29	26	24	19	21	17	18	16
> 270 days (> 9 months)	137	135	128	122	121	128	129	127	131	135	136	131	134
<b>Sex Crime* # Cases</b>	<b>495</b>	<b>495</b>	<b>475</b>	<b>473</b>	<b>466</b>	<b>458</b>	<b>465</b>	<b>460</b>	<b>488</b>	<b>505</b>	<b>506</b>	<b>504</b>	<b>497</b>
0 - 120 days (0 - 4 months)	96	98	97	94	87	85	97	103	128	148	149	150	127
121-180 days (5 - 6 months)	39	42	31	37	51	43	34	30	37	42	49	56	72
181-270 days (7 - 9 months)	67	58	53	53	45	51	56	66	55	47	43	48	59
> 270 days (> 9 months)	293	297	294	289	283	279	278	261	268	268	265	250	239
<b>Robbery # Cases</b>	<b>221</b>	<b>214</b>	<b>208</b>	<b>207</b>	<b>204</b>	<b>200</b>	<b>195</b>	<b>202</b>	<b>193</b>	<b>184</b>	<b>195</b>	<b>189</b>	<b>194</b>
0 - 120 days (0 - 4 months)	60	65	61	62	67	71	66	77	70	65	73	69	69
121-180 days (5 - 6 months)	23	14	15	19	20	15	21	25	23	25	24	29	27
181-270 days (7 - 9 months)	41	37	28	21	17	22	21	19	22	22	32	30	33
> 270 days (> 9 months)	97	98	104	105	100	92	87	81	78	72	66	61	65
<b>Aggravated Assault # Cases</b>	<b>774</b>	<b>779</b>	<b>792</b>	<b>767</b>	<b>749</b>	<b>763</b>	<b>800</b>	<b>772</b>	<b>765</b>	<b>767</b>	<b>776</b>	<b>779</b>	<b>811</b>
0 - 120 days (0 - 4 months)	317	308	327	304	289	306	328	333	337	317	310	320	348
121-180 days (5 - 6 months)	101	108	95	101	106	100	107	97	80	114	122	113	92
181-270 days (7 - 9 months)	117	113	118	103	108	113	117	107	114	105	112	107	138
> 270 days (> 9 months)	239	250	252	259	246	244	248	235	234	231	232	239	233
<b>Burglary/Theft/Larceny # Cases</b>	<b>1191</b>	<b>1173</b>	<b>1169</b>	<b>1148</b>	<b>1111</b>	<b>1113</b>	<b>1143</b>	<b>1111</b>	<b>1216</b>	<b>1174</b>	<b>1170</b>	<b>1149</b>	<b>1212</b>
0 - 120 days (0 - 4 months)	369	353	351	305	312	323	362	389	494	467	436	408	417
121-180 days (5 - 6 months)	176	143	127	142	133	124	139	122	120	139	162	193	194
181-270 days (7 - 9 months)	170	207	199	205	164	167	147	157	149	149	153	145	191
> 270 days (> 9 months)	476	470	492	496	502	499	495	443	453	419	419	403	410
<b>Motor vehicle Theft # Cases</b>	<b>103</b>	<b>99</b>	<b>95</b>	<b>86</b>	<b>81</b>	<b>83</b>	<b>89</b>	<b>91</b>	<b>108</b>	<b>110</b>	<b>118</b>	<b>110</b>	<b>120</b>
0 - 120 days (0 - 4 months)	40	38	35	23	20	26	25	29	48	48	54	50	44
121-180 days (5 - 6 months)	13	10	9	15	13	10	13	8	5	11	13	13	22
181-270 days (7 - 9 months)	15	16	15	16	18	18	17	19	16	13	12	10	19
> 270 days (> 9 months)	35	35	36	32	30	29	34	35	39	38	39	37	35
<b>Controlled Substance # Cases</b>	<b>321</b>	<b>322</b>	<b>292</b>	<b>288</b>	<b>272</b>	<b>260</b>	<b>255</b>	<b>246</b>	<b>256</b>	<b>240</b>	<b>243</b>	<b>219</b>	<b>219</b>
0 - 120 days (0 - 4 months)	100	88	78	74	46	47	51	60	69	72	77	70	68
121-180 days (5 - 6 months)	38	45	31	24	38	36	21	20	19	19	21	25	24
181-270 days (7 - 9 months)	72	68	62	54	47	36	37	28	31	22	25	20	24
> 270 days (> 9 months)	111	121	121	136	141	141	146	138	137	127	120	104	103
<b>Drug Court # Cases</b>	<b>176</b>	<b>167</b>	<b>154</b>	<b>152</b>	<b>134</b>	<b>137</b>	<b>149</b>	<b>145</b>	<b>129</b>	<b>125</b>	<b>134</b>	<b>135</b>	<b>133</b>
0 - 120 days (0 - 4 months)	10	8	7	5	2	3	4	4	1	3	4	4	2
121-180 days (5 - 6 months)	7	6	10	9	5	4	2	2	5	5	3	5	7
181-270 days (7 - 9 months)	20	19	12	11	14	17	21	12	6	5	8	10	6
> 270 days (> 9 months)	139	134	125	127	113	113	122	127	117	112	119	116	118
<b>Other* # Cases</b>	<b>746</b>	<b>759</b>	<b>752</b>	<b>746</b>	<b>708</b>	<b>710</b>	<b>713</b>	<b>697</b>	<b>695</b>	<b>693</b>	<b>721</b>	<b>687</b>	<b>701</b>
0 - 120 days (0 - 4 months)	343	321	311	281	242	239	245	236	261	257	280	266	281
121-180 days (5 - 6 months)	87	124	107	105	126	103	97	83	78	78	80	74	76
181-270 days (7 - 9 months)	96	94	104	129	121	141	127	137	110	111	105	94	94
> 270 days (> 9 months)	220	220	230	231	219	227	244	241	246	247	256	253	250
<b>Criminal RALI # Cases</b>	<b>49</b>	<b>49</b>	<b>50</b>	<b>55</b>	<b>55</b>	<b>52</b>	<b>53</b>	<b>47</b>	<b>49</b>	<b>59</b>	<b>62</b>	<b>54</b>	<b>49</b>
0 - 120 days (0 - 4 months)	14	15	13	23	24	25	27	21	20	31	32	27	24
121-180 days (5 - 6 months)	5	7	8	5	6	7	7	11	13	10	9	8	8
181-270 days (7 - 9 months)	9	5	5	6	8	5	5	4	5	9	10	11	9
> 270 days (> 9 months)	21	22	24	21	17	15	14	11	11	9	11	8	8

"Controlled Substance" are drug related cases that have never been accepted into drug court.

"Drug Court" are cases that have been formally accepted into drug court (identified by orders).

(\* Starting January 2021, "failure to register as sex offender" cases are in the "other" category instead of in the "sex crime" category. This change was made in line with the reporting categories by Washington State Administrative Office of the Courts.

Table 8. Comparison between SEA/KNT: Filings, Resolutions, and Pending Caseload

King County Superior Court

	Aug 2023	Sep 2023	Oct 2023	Nov 2023	Dec 2023	Jan 2024	Feb 2024	Mar 2024	Apr 2024	May 2024	Jun 2024	Jul 2024	Aug 2024
<b>Total Filings</b>	<b>467</b>	<b>338</b>	<b>346</b>	<b>327</b>	<b>341</b>	<b>419</b>	<b>444</b>	<b>438</b>	<b>470</b>	<b>497</b>	<b>374</b>	<b>470</b>	<b>449</b>
SEA - # of Cases Filed	306	215	219	194	169	243	235	239	302	256	209	253	267
MRJC - # of Cases Filed	161	123	127	133	172	176	209	199	168	241	165	217	182
SEA %	66%	64%	63%	59%	50%	58%	53%	55%	64%	52%	56%	54%	59%
MRJC %	34%	36%	37%	41%	50%	42%	47%	45%	36%	48%	44%	46%	41%
<b>Total Resolutions</b>	<b>474</b>	<b>391</b>	<b>401</b>	<b>443</b>	<b>377</b>	<b>432</b>	<b>425</b>	<b>457</b>	<b>491</b>	<b>435</b>	<b>382</b>	<b>457</b>	<b>495</b>
SEA - # of Cases Resolved	309	236	249	281	229	262	255	299	305	234	234	283	300
MRJC - # of Cases Resolved	165	155	152	162	148	170	170	158	186	201	148	174	195
SEA %	65%	60%	62%	63%	61%	61%	60%	65%	62%	54%	61%	62%	61%
MRJC %	35%	40%	38%	37%	39%	39%	40%	35%	38%	46%	39%	38%	39%
<b>Total Pending</b>	<b>4291</b>	<b>4271</b>	<b>4194</b>	<b>4126</b>	<b>3974</b>	<b>3976</b>	<b>4057</b>	<b>3965</b>	<b>4097</b>	<b>4062</b>	<b>4131</b>	<b>4030</b>	<b>4146</b>
SEA - # of Cases Pending	2739	2735	2682	2626	2504	2501	2550	2418	2512	2467	2474	2398	2464
MRJC - # of Cases Pending	1552	1536	1512	1500	1470	1475	1507	1547	1585	1595	1657	1632	1682
SEA %	64%	64%	64%	64%	63%	63%	63%	61%	61%	61%	60%	60%	59%
MRJC %	36%	36%	36%	36%	37%	37%	37%	39%	39%	39%	40%	40%	41%

Table 9. Drug Court Statistics

King County Superior Court

Categories	Aug 2023	Sep 2023	Oct 2023	Nov 2023	Dec 2023	Jan 2024	Feb 2024	Mar 2024	Apr 2024	May 2024	Jun 2024	Jul 2024	Aug 2024
Referrals	18	23	26	14	26	22	16	38	18	21	31	35	17
<i>Directly from PA</i>	2	10	0	6	6	2	3	11	11	7	4	12	6
<i>From Mainstream</i>	16	13	26	8	20	20	13	27	7	14	27	23	11
<b>Opt-in <sup>(1)</sup></b>	<b>4</b>	<b>9</b>	<b>14</b>	<b>6</b>	<b>5</b>	<b>3</b>	<b>24</b>	<b>5</b>	<b>1</b>	<b>10</b>	<b>16</b>	<b>6</b>	<b>3</b>
<b>Resolutions</b>	<b>21</b>	<b>21</b>	<b>22</b>	<b>19</b>	<b>4</b>	<b>20</b>	<b>17</b>	<b>9</b>	<b>23</b>	<b>13</b>	<b>9</b>	<b>5</b>	<b>9</b>
Graduations <sup>(2)</sup>	7	8	20	16	2	16	16	8	11	10	9	5	6
Terminations <sup>(3)</sup>	14	13	2	3	2	4	1	1	12	3	0	0	3
<b>Drug Court Pending</b>	<b>176</b>	<b>167</b>	<b>154</b>	<b>152</b>	<b>134</b>	<b>137</b>	<b>149</b>	<b>145</b>	<b>129</b>	<b>125</b>	<b>134</b>	<b>135</b>	<b>133</b>
<i>SEA Drug Court</i>	122	115	108	105	84	84	100	100	93	90	94	92	98
<i>KNT Drug Court</i>	54	52	46	47	50	53	49	45	36	35	40	43	35

- (1) Opt-in reflects the court order of participation.
- (2) Graduations are dismissals of opted-in cases after the completion of program.
- (3) Terminations are cases that fail in drug court.