



# King County

Department of Judicial Administration

*Catherine Cornwall*

*Director and Superior Court Clerk*

(206) 296-9300 (206) 296-0100 TTY/TDD

King County Superior Court

## Statistical Report on Juvenile Offenses

October 2024

Department of Judicial Administration

Prepared by: Shiquan Liao, Ph.D., Statistician

November 15, 2024

Report #: JO-2024-10

*Seattle Courthouse*  
516 Third Avenue Room E609  
Seattle, WA 98104-2386

*Maleng Regional Justice Center*  
401 Fourth Avenue North Room 2C  
Kent, WA 98032-4429

*Clark Children and Family  
Justice Center*  
1211 East Alder Room 3015  
Seattle, WA 98122-5598

## Summary

**NOTE: Washington State Supreme Court orders related to the coronavirus pandemic, beginning March 2020, affect the statistics for the foreseeable future.**

- **Filings (Table 1)**

In October 2024, a total of 73 juvenile offense cases were filed. In 2024, the monthly average filings through August are the highest since the COVID-pandemic, with an average of 76 cases per month filed each month (although lower than pre-pandemic levels). This compares with a monthly average of 102, 93, 66, 30, 42, and 60 cases in 2018, 2019, 2020, 2021, 2022, and 2023 respectively.

- **Resolutions (Table 2-A)**

The number of resolutions in October 2024 was 86 cases. The year-to-date average monthly resolutions were 68 cases, lower than the filing volume in the same period. This compares with the average number of resolutions of 102, 86, 69, 52, 31, and 60 cases in 2018, 2019, 2020, 2021, 2022, and 2023 respectively.

- **Age of Resolved Cases (Tables 2-C)**

Because of the relatively small number of resolutions each month, the average age is expected to fluctuate significantly from month to month. Therefore, a more robust measurement of the age is the “median age” (i.e., the days at which 50% of the cases were resolved below the “median age” and 50% beyond the “median age”). The median age of all resolved cases was 160 days in October 2024.

- **Pending Caseload (Tables 3-A and 3-B)**

The pending active caseload (those cases not on warrant, deferred disposition, stay or appeal status, and not yet resolved) at the end of October 2024 was 392 cases. The pending caseload of juvenile offenses has shown a slight decrease in the last two months. The pending numbers were 464, 647, 572, 286, 301, and 302 cases at the year-end of 2018, 2019, 2020, 2021, 2022, and 2023, respectively.

- **Age of Pending Cases (Table 3-C)**

At the end of October 2024, the median age of the pending cases was 111 days, namely 50% of the pending cases were less than 4 months old, with 73 cases older than 9 months. This compares to median age of 111, 142, 241, 241, 122, and 90 days at the year end of the last 6 years.

**CONCLUSION: In 2024, an average of 76 juvenile offense cases have been filed per month. Since 2023, the juvenile offense filings have increased noticeably when compared to the 3 years between 2020 and 2022. The court disposed of 68 cases per month on average in 2024, a lower volume than the filings. The difference between the number of dispositions and filings has resulted in a continued rise in pending caseload. The pending active juvenile offense caseload was 392 cases at the end of October 2024, and with 73 cases over 9 months old.**

## Terminology

### **Age of Pending Case**

Time (days) from filing to resolution, less suspense time if applicable.

### **Age of Resolved Case**

Time (days) from filing to resolution, less suspense time if applicable.

### **Filing**

A juvenile offense case filed at the King County Superior Court with a new case number assigned.

### **Median Age**

Half cases are less and half cases are more (the 50 percentile).

### **Pending Case**

A case is defined as pending if it is unresolved and not on suspense status.

### **Pending Caseload**

Number of pending cases at the end of reporting period.

### **Resolution**

A case is resolved if all issues in the complaint are fully adjudicated.

### **Resolution Category**

Four resolution categories are used to report resolution of criminal cases: Fact-findings (CVCT, AQCT), guilty plea (GP, GPAT), dismissal (DSM, DAT), and other (all other resolution codes).

### **Suspended Case**

A case is placed in suspense status (removing from active) during the reporting period.

### **Suspense Status**

A case is said to be on suspense status if it is on warrant or appeal.

### **Suspense Time**

Time (days) a case is on suspense status.

### **DDSP – Deferred Dispositions**

Entered – A case listed as entered means that a youth has stipulated to the facts in support of the charge and is considered adjudicated per RCW 13.4-0.127 however the court defers imposition of the disposition based on conditions being met.

Completed by Dismissal – The youth complied with all terms of the deferred disposition conditions and the case is dismissed and charges vacated.

Completed by Order of Disposition – The youth did NOT comply with all terms of the deferred disposition and is sentenced.

Figure 1. Number of Juvenile Offense Filings, Resolutions and Pending Caseload by Month

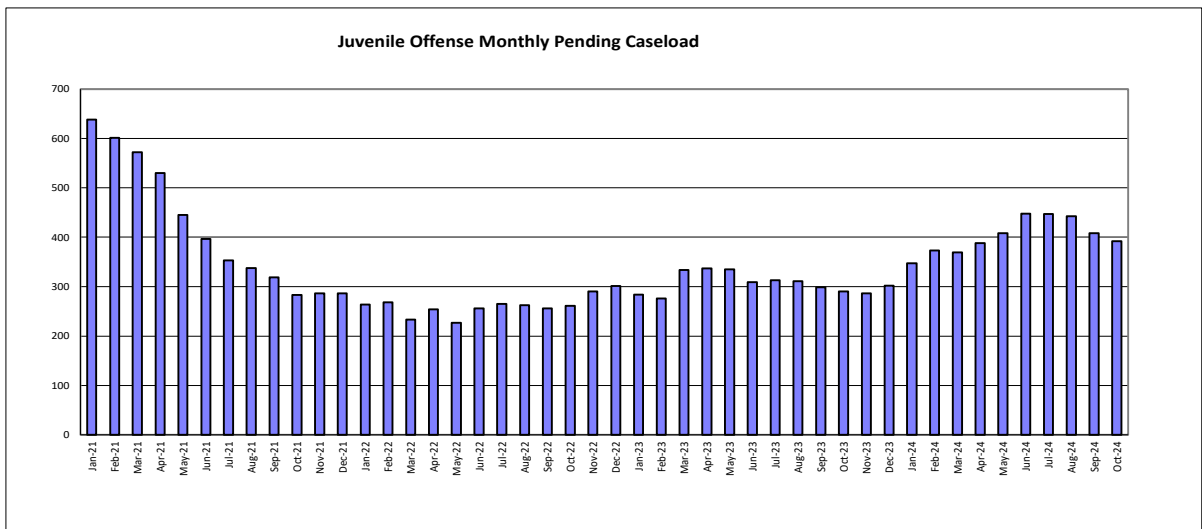
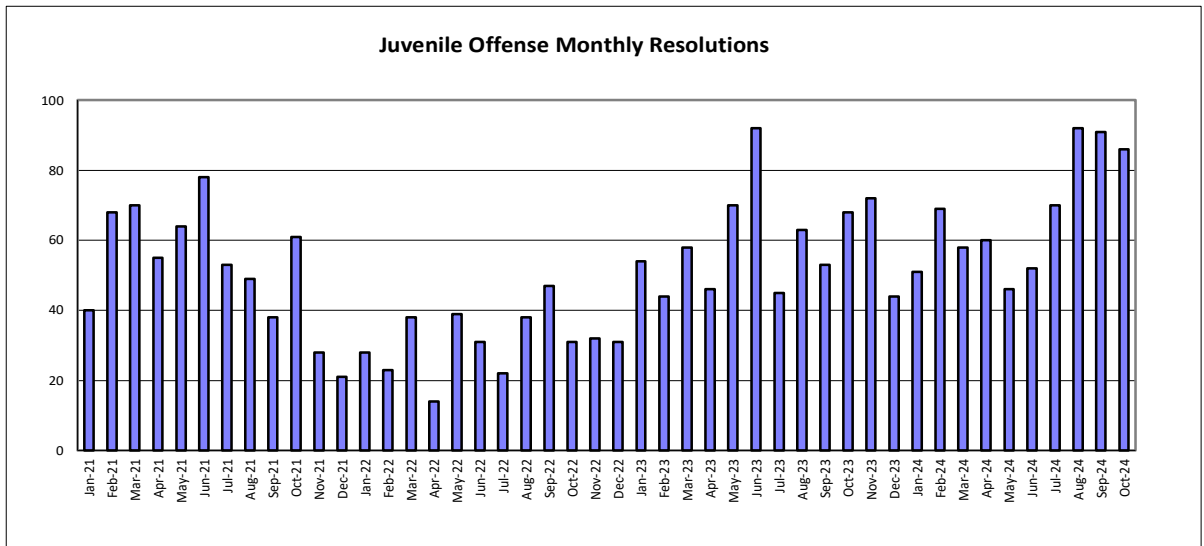
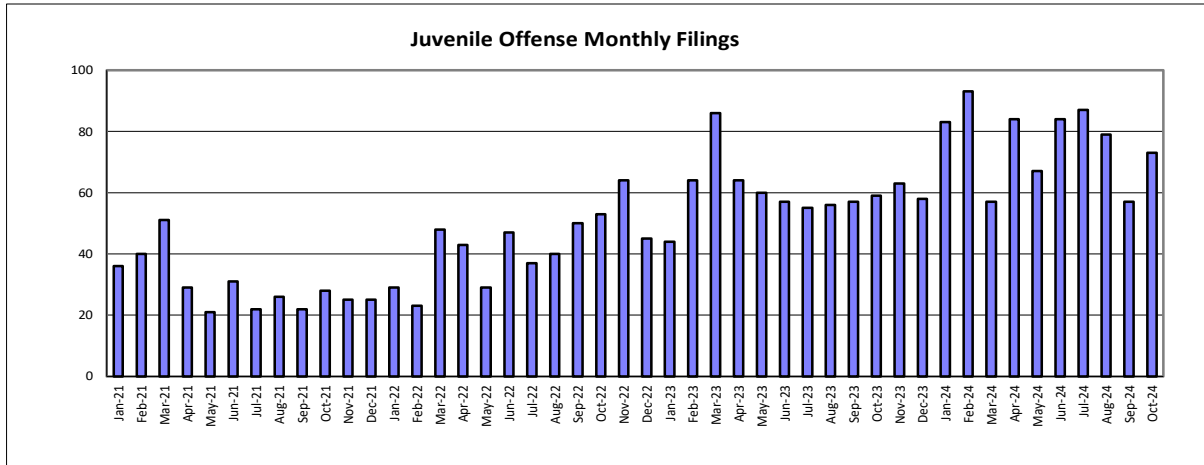


Table 1. Monthly Juvenile Offense New Filings  
King County Superior Court

	Jan	Feb	Mar	Apr	May	Jun	Jul	Aug	Sep	Oct	Nov	Dec
<b>All Cases</b>												
2021	36	40	51	29	21	31	22	26	22	28	25	25
2022	29	23	48	43	29	47	37	40	50	53	64	45
2023	44	64	86	64	60	57	55	56	57	59	63	58
2024	83	93	57	84	67	84	87	79	57	73		
<b>Felony</b>												
2021	30	35	33	21	18	23	14	19	13	18	18	17
2022	23	18	31	35	24	38	22	28	30	35	47	30
2023	35	50	73	47	41	41	45	48	47	38	49	41
2024	67	67	39	70	53	57	65	55	46	51		
<b>Misdemeanor</b>												
2021	6	2	14	5	3	8	6	5	7	9	6	6
2022	3	5	13	7	2	9	11	6	16	18	14	10
2023	7	11	9	10	9	10	7	8	4	15	13	12
2024	13	19	14	10	12	21	16	21	8	19		
<b>Other</b>												
2021	0	3	4	3	0	0	2	2	2	1	1	2
2022	3	0	4	1	3	0	4	6	4	0	3	5
2023	2	3	4	7	10	6	3	0	6	6	1	5
2024	3	7	4	4	2	6	6	3	3	3		

Table 2-A. Monthly Juvenile Offense Resolutions  
King County Superior Court

	Jan	Feb	Mar	Apr	May	Jun	Jul	Aug	Sep	Oct	Nov	Dec
<b>All Cases</b>												
2021	40	68	70	55	64	78	53	49	38	61	28	21
2022	28	23	38	14	39	31	22	38	47	31	32	31
2023	54	44	58	46	70	92	45	63	53	68	72	44
2024	51	69	58	60	46	52	70	92	91	86		
<b>Felony</b>												
2021	20	31	41	26	33	43	25	32	27	32	19	12
2022	17	7	26	12	26	19	12	26	25	20	13	11
2023	30	32	42	30	50	67	35	51	36	55	52	35
2024	39	47	43	45	43	39	48	67	76	60		
<b>Misdemeanor</b>												
2021	20	32	27	22	25	25	15	12	8	24	7	6
2022	9	12	9	1	8	8	6	6	13	8	12	13
2023	17	4	14	11	11	19	8	12	15	7	19	6
2024	9	18	11	11	2	6	14	21	12	21		
<b>Other</b>												
2021	0	5	2	7	6	10	13	5	3	5	2	3
2022	2	4	3	1	5	4	4	6	9	3	7	7
2023	7	8	2	5	9	6	2	0	2	6	1	3
2024	3	4	4	4	1	7	8	4	3	5		

Table 2-B. Monthly Juvenile Offense Resolution Category

King County Superior Court

	Jan	Feb	Mar	Apr	May	Jun	Jul	Aug	Sep	Oct	Nov	Dec
<b>All Cases</b>												
<b>2023 # of Resolutions</b>	<b>54</b>	<b>44</b>	<b>58</b>	<b>46</b>	<b>70</b>	<b>92</b>	<b>45</b>	<b>63</b>	<b>53</b>	<b>68</b>	<b>72</b>	<b>44</b>
Resolved by F.F. (%)	0%	0%	0%	0%	0%	0%	2%	0%	0%	0%	0%	0%
Resolved by G.P. (%)	37%	55%	52%	41%	40%	44%	36%	33%	36%	47%	43%	41%
Dismissed (%)	56%	14%	31%	28%	36%	42%	40%	43%	40%	28%	40%	39%
Deferred Disposition (%)	6%	25%	14%	20%	11%	8%	18%	24%	23%	18%	15%	14%
Other Resolutions (%)	2%	7%	3%	11%	13%	7%	4%	0%	2%	7%	1%	7%
<b>2024 # of Resolutions</b>	<b>51</b>	<b>69</b>	<b>58</b>	<b>60</b>	<b>46</b>	<b>52</b>	<b>70</b>	<b>92</b>	<b>91</b>	<b>86</b>		
Resolved by F.F. (%)	0%	0%	0%	2%	0%	0%	0%	0%	0%	1%		
Resolved by G.P. (%)	49%	20%	29%	35%	26%	38%	39%	38%	37%	35%		
Dismissed (%)	33%	67%	48%	42%	46%	37%	37%	46%	51%	50%		
Deferred Disposition (%)	14%	7%	17%	15%	24%	14%	16%	13%	9%	11%		
Other Resolutions (%)	4%	6%	5%	7%	4%	11%	9%	3%	3%	4%		
<b>Felony</b>												
<b>2023 # of Resolutions</b>	<b>30</b>	<b>32</b>	<b>42</b>	<b>30</b>	<b>50</b>	<b>67</b>	<b>35</b>	<b>51</b>	<b>36</b>	<b>55</b>	<b>52</b>	<b>35</b>
Resolved by F.F. (%)	0%	0%	0%	0%	0%	0%	3%	0%	0%	0%	0%	0%
Resolved by G.P. (%)	43%	63%	67%	41%	44%	54%	46%	37%	42%	51%	52%	46%
Dismissed (%)	47%	3%	17%	28%	40%	36%	31%	33%	28%	27%	29%	40%
Deferred Disposition (%)	10%	34%	17%	20%	16%	10%	20%	29%	31%	20%	19%	14%
Other Resolutions (%)	0%	0%	0%	11%	0%	0%	0%	0%	0%	2%	0%	0%
<b>2024 # of Resolutions</b>	<b>39</b>	<b>47</b>	<b>43</b>	<b>45</b>	<b>43</b>	<b>39</b>	<b>48</b>	<b>67</b>	<b>76</b>	<b>60</b>		
Resolved by F.F. (%)	0%	0%	0%	2%	0%	0%	0%	0%	0%	0%		
Resolved by G.P. (%)	54%	26%	35%	38%	28%	46%	52%	43%	43%	45%		
Dismissed (%)	31%	66%	44%	40%	44%	36%	31%	39%	47%	40%		
Deferred Disposition (%)	15%	9%	21%	18%	26%	15%	17%	18%	9%	15%		
Other Resolutions (%)	0%	0%	0%	2%	2%	3%	0%	0%	0%	0%		
<b>Misdemeanor</b>												
<b>2023 # of Resolutions</b>	<b>17</b>	<b>4</b>	<b>14</b>	<b>11</b>	<b>11</b>	<b>19</b>	<b>8</b>	<b>12</b>	<b>15</b>	<b>7</b>	<b>19</b>	<b>6</b>
Resolved by F.F. (%)	0%	0%	0%	0%	0%	0%	0%	0%	0%	0%	0%	0%
Resolved by G.P. (%)	35%	75%	14%	27%	55%	21%	0%	17%	27%	57%	21%	33%
Dismissed (%)	65%	25%	77%	73%	46%	79%	88%	83%	67%	29%	74%	50%
Deferred Disposition (%)	0%	0%	7%	0%	0%	0%	13%	0%	7%	14%	5%	17%
Other Resolutions (%)	0%	0%	0%	0%	0%	0%	0%	0%	0%	0%	0%	0%
<b>2024 # of Resolutions</b>	<b>9</b>	<b>18</b>	<b>11</b>	<b>11</b>	<b>2</b>	<b>7</b>	<b>14</b>	<b>21</b>	<b>12</b>	<b>21</b>		
Resolved by F.F. (%)	0%	0%	0%	0%	0%	0%	0%	0%	0%	5%		
Resolved by G.P. (%)	33%	11%	18%	36%	0%	17%	14%	29%	8%	14%		
Dismissed (%)	56%	83%	73%	64%	100%	83%	64%	71%	83%	81%		
Deferred Disposition (%)	11%	6%	9%	0%	0%	0%	21%	0%	8%	0%		
Other Resolutions (%)	0%	0%	0%	0%	0%	0%	0%	0%	0%	0%		

Resolution categories:

F.F. = Convicted by Court (CVCT) or Acquittal by Court (AQCT).

G.P. = Guilty Plea before Adjudicatory Hearing (GP) or Guilty Plea after Adjudicatory Hearing Commencement (GPAT).

Dismissed = Dismissal before Adjudicatory Hearing (DSM) or Dismissal after Adjudicatory Hearing Commencement (DAT).

Other Resolutions = Uncontested (UNDS) or Change of Venue (CHV) or Declination of Jurisdiction (DECL) or Consolidated Case (CONS).

Age = time between filing and resolution. Suspend time on warrant, diversion, appeal or stay status is excluded.

Table 2-C. Age (days) of Resolved Juvenile Offense Cases vs. Time Standard

King County Superior Court

	Jan	Feb	Mar	Apr	May	Jun	Jul	Aug	Sep	Oct	Nov	Dec
<b>All Cases</b>												
<b>2022: # of Cases Resolved</b>	28	23	38	14	39	31	22	38	47	31	32	31
<b>Median Age (days)</b>	162	330	296	119	193	204	177	113	169	167	153	97
% in 0 - 4 months (goal=90%)	36%	22%	32%	50%	36%	29%	46%	53%	43%	45%	44%	68%
% in 0 - 6 months (goal=98%)	61%	26%	42%	71%	49%	36%	50%	64%	53%	61%	56%	74%
% in 0 - 9 months (goal=100%)	71%	43%	45%	79%	56%	84%	64%	68%	77%	77%	78%	87%
<b>2023: # of Cases Resolved</b>	54	44	58	46	70	92	45	63	53	68	72	44
<b>Median Age (days)</b>	137	158	238	130	181	112	144	148	175	88	168	157
% in 0 - 4 months (goal=90%)	48%	57%	38%	48%	41%	59%	44%	41%	32%	56%	39%	55%
% in 0 - 6 months (goal=98%)	61%	68%	46%	67%	63%	72%	58%	64%	57%	65%	56%	73%
% in 0 - 9 months (goal=100%)	78%	89%	62%	83%	76%	78%	71%	83%	88%	84%	81%	91%
<b>2024: # of Cases Resolved</b>	51	69	58	60	46	52	70	92	91	86		
<b>Median Age (days)</b>	125	128	157	139	84	127	132	106	174	160		
% in 0 - 4 months (goal=90%)	47%	48%	50%	57%	70%	44%	42%	58%	20%	50%		
% in 0 - 6 months (goal=98%)	65%	65%	79%	75%	83%	67%	72%	77%	52%	65%		
% in 0 - 9 months (goal=100%)	80%	83%	86%	88%	94%	75%	87%	91%	78%	88%		
<b>Felony</b>												
<b>2022: # of Cases Resolved</b>	17	7	26	12	26	19	12	26	25	20	13	11
<b>Median Age (days)</b>	254	286	307	111	131	219	237	128	118	150	204	114
% in 0 - 4 months (goal=90%)	29%	29%	23%	58%	46%	26%	25%	50%	52%	45%	15%	55%
% in 0 - 6 months (goal=98%)	35%	29%	35%	75%	62%	26%	33%	62%	64%	65%	39%	64%
% in 0 - 9 months (goal=100%)	53%	43%	38%	83%	65%	84%	58%	69%	76%	80%	85%	82%
<b>2023: # of Cases Resolved</b>	30	32	42	30	50	67	35	51	36	55	52	35
<b>Median Age (days)</b>	199	155	264	159	185	112	144	154	176	98	147	170
% in 0 - 4 months (goal=90%)	37%	56%	33%	40%	40%	57%	43%	37%	28%	55%	42%	57%
% in 0 - 6 months (goal=98%)	47%	72%	40%	60%	70%	75%	57%	63%	56%	64%	64%	71%
% in 0 - 9 months (goal=100%)	70%	91%	55%	77%	84%	81%	74%	78%	89%	87%	89%	89%
<b>2024: # of Cases Resolved</b>	39	47	43	45	43	39	48	67	76	60		
<b>Median Age (days)</b>	135	135	187	147	82	126	157	119	192	178		
% in 0 - 4 months (goal=90%)	39%	45%	44%	53%	72%	44%	35%	51%	16%	48%		
% in 0 - 6 months (goal=98%)	59%	64%	72%	71%	81%	72%	65%	72%	49%	65%		
% in 0 - 9 months (goal=100%)	80%	83%	81%	89%	93%	77%	88%	88%	75%	83%		
<b>Misdemeanor</b>												
<b>2022: # of Cases Resolved</b>	9	12	9	1	8	8	6	6	13	8	12	13
<b>Median Age (days)</b>	158	435	309	282	461	189	75	175	210	207	116	85
% in 0 - 4 months (goal=90%)	33%	17%	44%	0%	0%	38%	67%	68%	23%	38%	58%	69%
% in 0 - 6 months (goal=98%)	100%	25%	56%	0%	13%	63%	67%	83%	31%	50%	67%	85%
% in 0 - 9 months (goal=100%)	100%	42%	56%	0%	38%	75%	67%	83%	77%	75%	75%	92%
<b>2023: # of Cases Resolved</b>	17	4	14	11	11	19	8	12	15	7	19	6
<b>Median Age (days)</b>	105	234	192	142	309	105	264	115	143	86	265	155
% in 0 - 4 months (goal=90%)	59%	50%	43%	46%	0%	53%	38%	58%	40%	57%	26%	17%
% in 0 - 6 months (goal=98%)	76%	50%	57%	74%	0%	53%	50%	67%	53%	57%	32%	67%
% in 0 - 9 months (goal=100%)	83%	75%	79%	91%	18%	63%	50%	100%	80%	57%	58%	100%
<b>2024: # of Cases Resolved</b>	9	18	11	11	2	6	14	21	12	21		
<b>Median Age (days)</b>	103	130	86	151	163	248	123	97	145	138		
% in 0 - 4 months (goal=90%)	67%	44%	64%	55%	0%	17%	50%	71%	25%	48%		
% in 0 - 6 months (goal=98%)	78%	61%	100%	82%	100%	33%	79%	91%	58%	62%		
% in 0 - 9 months (goal=100%)	78%	78%	100%	82%	100%	50%	79%	100%	92%	100%		

Age = time between filing and resolution. Suspense time on warrant, appeal or stay status is excluded.

Table 3-A. Monthly Juvenile Offense Pending Caseload

King County Superior Court

	Jan	Feb	Mar	Apr	May	Jun	Jul	Aug	Sep	Oct	Nov	Dec
<b>All Cases</b>												
2021	638	601	572	530	445	396	353	338	319	283	286	286
2022	264	268	233	254	227	256	265	262	256	261	290	301
2023	284	276	334	337	335	309	313	311	299	290	286	302
2024	347	373	369	388	408	448	447	442	408	392		
<b>Felony</b>												
2021	408	392	363	346	296	257	230	214	195	171	175	177
2022	167	173	169	190	173	189	192	195	186	180	210	224
2023	218	213	258	260	257	237	244	244	244	233	233	238
2024	279	295	293	314	323	348	356	343	315	300		
<b>Misdemeanor</b>												
2021	184	164	164	145	110	101	86	86	85	73	73	71
2022	59	54	50	49	38	51	58	57	63	73	78	75
2023	66	62	72	73	73	67	63	61	47	51	47	56
2024	63	69	71	68	78	94	89	98	92	92		
<b>Other</b>												
2021	46	45	45	39	39	38	37	38	39	39	38	38
2022	38	41	14	15	16	16	15	10	7	8	2	2
2023	0	1	4	4	5	5	6	6	8	6	6	8
2024	9	9	5	6	7	6	2	1	1	0		

The pending caseload is total number of active cases, excluding cases on warrant/appeal/stay status.

Table 3-B. Month-to-Month Change (%) in Juvenile Offense Pending Caseload

King County Superior Court

	Jan	Feb	Mar	Apr	May	Jun	Jul	Aug	Sep	Oct	Nov	Dec
<b>All Cases</b>												
2021	+11.5%	-5.8%	-4.8%	-7.3%	-16.0%	-11.0%	-10.9%	-4.2%	-5.9%	-11.3%	+1.1%	+0.0%
2022	-7.7%	+1.5%	-13.1%	+9.0%	-10.6%	+12.8%	+3.5%	-1.1%	-2.3%	+2.0%	+11.1%	+3.8%
2023	-5.6%	-2.8%	+21.0%	+0.9%	-0.6%	-7.8%	+1.3%	-0.6%	-3.9%	-3.0%	-1.4%	+5.6%
2024	+14.9%	+7.5%	-1.1%	+5.1%	+5.2%	+9.8%	-0.2%	-1.1%	-7.7%	-3.9%		
<b>Felony</b>												
2021	+11.5%	-3.9%	-7.4%	-4.7%	-14.5%	-13.2%	-10.5%	-7.0%	-8.9%	-12.3%	+2.3%	+1.1%
2022	-5.6%	+3.6%	-2.3%	+12.4%	-8.9%	+9.2%	+1.6%	+1.6%	-4.6%	-3.2%	+16.7%	+6.7%
2023	-2.7%	-2.3%	+21.1%	+0.8%	-1.2%	-7.8%	+3.0%	0.0%	0.0%	-4.5%	0.0%	+2.1%
2024	+17.2%	+5.7%	-0.7%	+7.2%	+2.9%	+7.7%	+2.3%	-3.7%	-8.2%	-4.8%		
<b>Misdemeanor</b>												
2021	+20.3%	-10.9%	+0.0%	-11.6%	-24.1%	-8.2%	-14.9%	0.0%	-1.2%	-14.1%	0.0%	-2.7%
2022	-16.9%	-8.5%	-7.4%	-2.0%	-22.4%	+34.2%	+13.7%	-1.7%	+10.5%	+15.9%	+6.8%	-3.8%
2023	-12.0%	-6.1%	+16.1%	+1.4%	0.0%	-8.2%	-6.0%	-3.2%	-23.0%	+8.5%	-7.8%	+19.1%
2024	+12.5%	+9.5%	+2.9%	-4.2%	+14.7%	+20.5%	-5.3%	+10.1%	-6.1%	0.0%		

The pending caseload is total number of active cases, excluding cases on warrant/appeal/stay status.



Table 3-C. Age (days) of Pending Juvenile Offense Cases

King County Superior Court

	Jan	Feb	Mar	Apr	May	Jun	Jul	Aug	Sep	Oct	Nov	Dec
<b>All Cases</b>												
<b>2023: # of Pending Cases</b>	<b>284</b>	<b>276</b>	<b>334</b>	<b>337</b>	<b>335</b>	<b>309</b>	<b>313</b>	<b>311</b>	<b>299</b>	<b>290</b>	<b>286</b>	<b>302</b>
<b>Median Age (days)</b>	<b>114</b>	<b>107</b>	<b>159</b>	<b>89</b>	<b>167</b>	<b>107</b>	<b>110</b>	<b>116</b>	<b>106</b>	<b>111</b>	<b>92</b>	<b>90</b>
# of cases within 0 - 2 mo.	72	89	138	120	97	86	93	91	98	88	108	104
# of cases within 3 - 4 mo.	73	65	48	74	109	86	75	66	64	70	63	82
# of cases within 5 - 6 mo.	37	33	51	40	31	50	57	62	50	46	40	45
# of cases within 7 - 9 mo.	41	35	39	40	37	36	57	39	42	43	34	34
# of cases > 9 mo.	61	54	58	63	61	51	51	53	45	43	41	37
<b>2024: # of Pending Cases</b>	<b>347</b>	<b>373</b>	<b>369</b>	<b>388</b>	<b>408</b>	<b>448</b>	<b>447</b>	<b>442</b>	<b>408</b>	<b>392</b>		
<b>Median Age (days)</b>	<b>92</b>	<b>81</b>	<b>89</b>	<b>147</b>	<b>107</b>	<b>103</b>	<b>102</b>	<b>116</b>	<b>105</b>	<b>111</b>		
# of cases within 0 - 2 mo.	125	157	127	126	135	134	149	134	115	109		
# of cases within 3 - 4 mo.	87	79	98	111	94	117	109	93	111	100		
# of cases within 5 - 6 mo.	51	57	54	51	70	85	60	73	57	59		
# of cases within 7 - 9 mo.	40	39	40	48	54	53	66	69	52	51		
# of cases > 9 mo.	44	41	50	52	55	59	63	73	73	73		
<b>Felony</b>												
<b>2023: # of Pending Cases</b>	<b>218</b>	<b>213</b>	<b>258</b>	<b>260</b>	<b>257</b>	<b>237</b>	<b>244</b>	<b>244</b>	<b>244</b>	<b>233</b>	<b>233</b>	<b>238</b>
<b>Median Age (days)</b>	<b>112</b>	<b>104</b>	<b>148</b>	<b>82</b>	<b>155</b>	<b>101</b>	<b>103</b>	<b>104</b>	<b>95</b>	<b>99</b>	<b>91</b>	<b>95</b>
# of cases within 0 - 2 mo.	57	72	118	100	76	67	77	77	85	70	86	77
# of cases within 3 - 4 mo.	57	51	35	62	92	70	59	54	56	61	56	68
# of cases within 5 - 6 mo.	29	23	38	31	24	41	49	51	43	39	35	39
# of cases within 7 - 9 mo.	25	23	26	26	24	23	26	30	34	34	26	27
# of cases > 9 mo.	50	44	41	41	41	36	33	32	26	29	30	27
<b>2024: # of Pending Cases</b>	<b>279</b>	<b>295</b>	<b>293</b>	<b>314</b>	<b>323</b>	<b>348</b>	<b>356</b>	<b>343</b>	<b>315</b>	<b>300</b>		
<b>Median Age (days)</b>	<b>92</b>	<b>85</b>	<b>89</b>	<b>140</b>	<b>107</b>	<b>104</b>	<b>104</b>	<b>117</b>	<b>103</b>	<b>107</b>		
# of cases within 0 - 2 mo.	101	121	97	102	111	101	114	103	91	86		
# of cases within 3 - 4 mo.	68	61	79	90	68	89	91	70	83	76		
# of cases within 5 - 6 mo.	45	48	44	41	56	66	46	57	46	43		
# of cases within 7 - 9 mo.	33	34	35	40	46	44	53	53	38	40		
# of cases > 9 mo.	32	31	38	41	42	48	52	60	57	55		
<b>Misdemeanor</b>												
<b>2023: # of Pending Cases</b>	<b>66</b>	<b>62</b>	<b>72</b>	<b>73</b>	<b>73</b>	<b>67</b>	<b>63</b>	<b>61</b>	<b>47</b>	<b>51</b>	<b>47</b>	<b>56</b>
<b>Median Age (days)</b>	<b>129</b>	<b>122</b>	<b>206</b>	<b>173</b>	<b>216</b>	<b>148</b>	<b>146</b>	<b>177</b>	<b>207</b>	<b>147</b>	<b>100</b>	<b>74</b>
# of cases within 0 - 2 mo.	15	17	18	17	18	18	15	13	8	14	20	35
# of cases within 3 - 4 mo.	16	14	12	12	16	13	13	11	7	8	5	10
# of cases within 5 - 6 mo.	8	10	13	9	7	9	7	8	6	7	4	5
# of cases within 7 - 9 mo.	16	11	12	13	13	13	11	9	8	8	7	6
# of cases > 9 mo.	11	10	17	22	19	14	17	20	18	14	11	10
<b>2024: # of Pending Cases</b>	<b>63</b>	<b>63</b>	<b>71</b>	<b>68</b>	<b>78</b>	<b>94</b>	<b>89</b>	<b>98</b>	<b>92</b>	<b>92</b>		
<b>Median Age (days)</b>	<b>85</b>	<b>85</b>	<b>76</b>	<b>180</b>	<b>111</b>	<b>98</b>	<b>93</b>	<b>95</b>	<b>111</b>	<b>117</b>		
# of cases within 0 - 2 mo.	23	23	28	22	21	31	35	21	24	23		
# of cases within 3 - 4 mo.	18	18	18	19	24	25	16	23	28	24		
# of cases within 5 - 6 mo.	4	4	10	10	13	18	14	15	10	16		
# of cases within 7 - 9 mo.	6	6	3	7	8	9	13	16	14	11		
# of cases > 9 mo.	12	12	12	10	12	11	11	13	16	18		

Age = time between filing and the end of the reporting month. Suspense time on warrant, appeal or stay status is excluded.