



# King County

Department of Judicial Administration

*Catherine Cornwall*

*Director and Superior Court Clerk*

(206) 296-9300 (206) 296-0100 TTY/TDD

King County Superior Court

## Criminal Department Statistical Report

February 2025

Department of Judicial Administration

Prepared by: Shiquan Liao, Ph.D., Statistician

March 15, 2025

**Report #: CRM-2025-02**

*Seattle Courthouse*  
516 Third Avenue Room E609  
Seattle, WA 98104-2386

*Maleng Regional Justice Center*  
401 Fourth Avenue North Room 2C  
Kent, WA 98032-4429

*Clark Children and Family  
Justice Center*  
1211 East Alder Room 3015  
Seattle, WA 98122-5598

## Criminal Statistics Summary

- **Filings**

As shown in the first chart on page 4, the monthly filings vary considerably from month to month. A total of 386 criminal cases were filed in February 2025. Of the 386 cases filed in the month, 39% were MRJC cases. The average filing volume in 2025 was 392 cases per month, compared with 523, 563, 515, 392, 417, 413, and 437 cases per month in 2018, 2019, 2020, 2021, 2022, 2023, and 2024 respectively.

- **Resolutions**

Like the monthly filings, the number of criminal cases resolved per month also varies from month to month (monthly resolution pattern is shown on page 4). The number of resolutions in February 2025 was 4243 cases. Of the 424 cases resolved, 39% were MRJC cases. The average resolution volume in 2025 was 449 cases per month, compared with 481, 494, 352, 476, 398, 455, and 452 cases per month in 2018, 2019, 2020, 2021, 2022, 2023, and 2024 respectively.

- **Pending Caseload**

At the end of February 2025, the active pending criminal caseload was 4,128 cases, including criminal RALJ cases. Of the 4,128 pending criminal cases, 42% were MRJC cases. The breakdown of the 4,128 pending cases by crime category was: homicide (n=207), sex crime (n=489), robbery (n=160), aggravated assault (n=754), burglary/theft (n=1,225), motor vehicle theft (n=114), controlled substances – non-drug court (n=291), drug court (n=171), other felonies (n=662), and RALJ (n=55). When compared to January 2020 (before the pandemic), the number of pending homicide cases has more than doubled from 97 in January 2020 to 207 in February 2025. The number of pending sex crime cases is 29% higher than it was in January 2020. Conversely, the number of pending controlled substance (non-Drug Court) has dropped 42% from January 2020.

- **Age of Pending Cases**

The median age (age for half of the pending cases) of pending cases is shown in Table 6. The median age of all active pending cases at the end of February 2025 was 208 days. At the end of February 2025, 1,545 non-drug court cases and 139 drug court cases remained as active (unresolved) after 9 months since filing. Table 6 shows the number of active pending cases within pre-defined age intervals.

**Conclusion: In 2025, the average criminal filings were 392 cases per month. The court resolved an average of 449 criminal cases per month in the same period. The pending criminal caseload (including RALJ) for both SEA and the MRJC was 4,128 cases at the end of February 2025, 42% of the total pending criminal caseload being MRJC cases.**

## Terminology

### **Age of Pending Case**

Time (days) from filing to resolution, less suspense time if applicable.

### **Age of Resolved Case**

Time (days) from filing to resolution, less suspense time if applicable.

### **End Pending**

Number of pending cases at the end of reporting period.

### **Net Change in Pending**

The change in number of pending cases (end pending minus previous pending).

### **Pending Case**

A case is defined as pending if it is unresolved and not on suspense status.

### **Previous Pending**

Number of pending cases at the beginning of reporting period.

### **Reactivated Case**

A case returns to active from suspense status during the reporting period.

### **Resolution**

A case is resolved if all issues in the complaint are fully adjudicated. However, a drug court case is reported as resolved only when dispositive document is also filed (completed).

### **Resolution Category**

Five resolution categories are used to report resolution of criminal cases: jury trial (CVJV, AQJV), non-jury trial (CVCT, AQCT), guilty plea (GP, GPAT, GPJT), dismissal (DSM), and other (all other resolution codes). For criminal RALJ cases, the resolution categories are: RALJ decision (CDTA, CDTM, CDTR), dismissal (DSRM), and others (any other resolution codes).

### **Suspended Case**

A case is placed in suspense status (removing from active) during the reporting period.

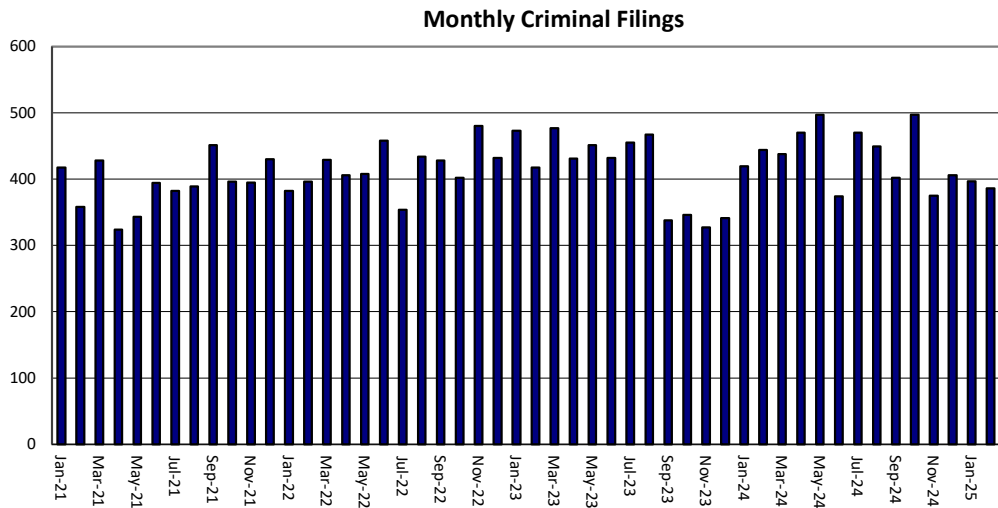
### **Suspense Status**

A case is said to be on suspense status if it is on warrant or appeal.

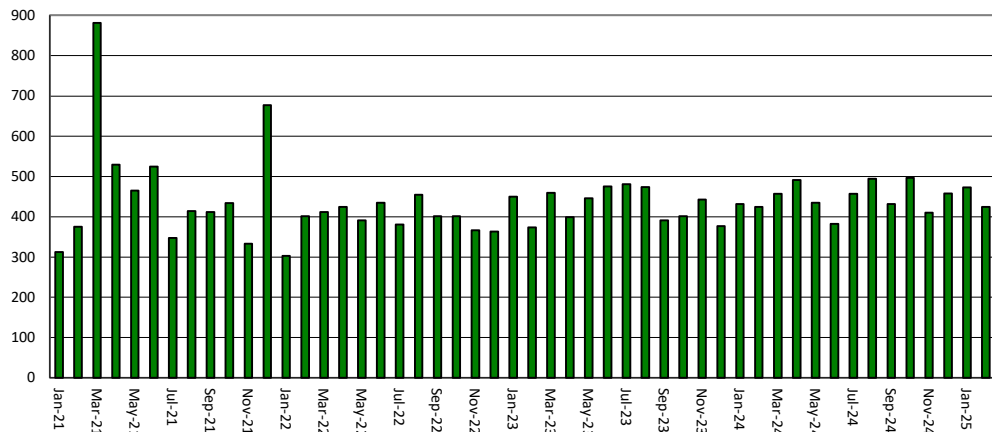
### **Suspense Time**

Time (days) a case is on suspense status.

Figure 1. Number of Criminal Filings, Resolutions and Pending Caseload by Month



Monthly Criminal Resolutions



The increase in resolutions in March and December 2021 was due to the dismissal of drug possession cases based on the decision on *State v. Blake* case by the State Supreme Court.

Monthly Pending Criminal Cases

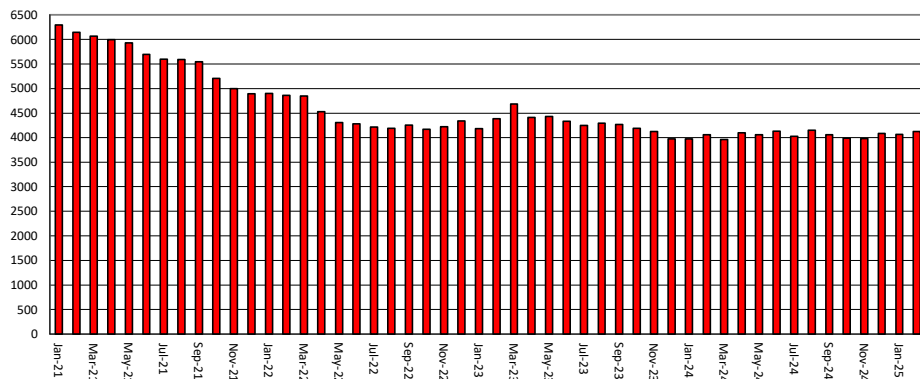


Figure 2. Crime Category as a Percentage of Total Filings by Year

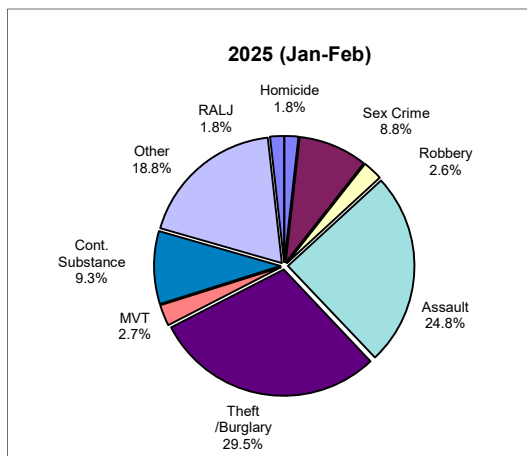
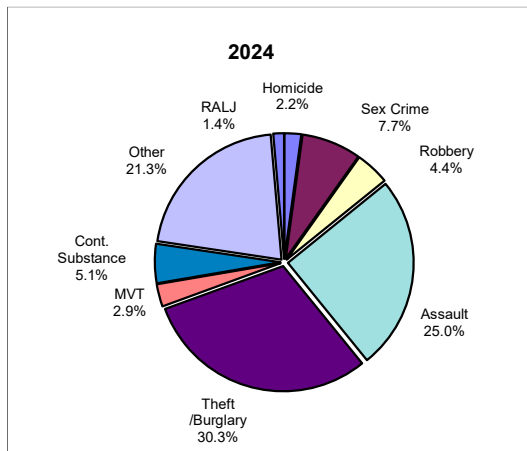
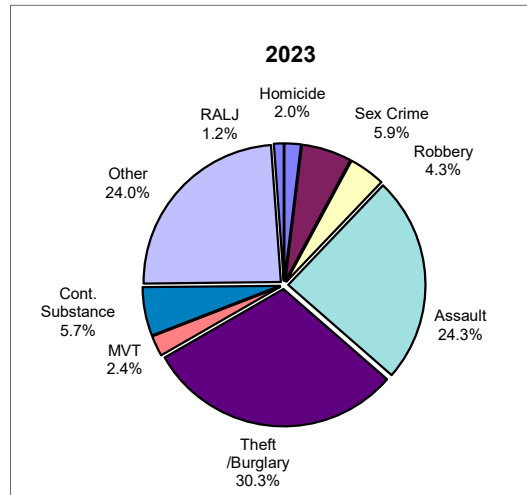


Table 1. Monthly Criminal New Filings by Crime Category  
King County Superior Court

Crime Category	Jan	Feb	Mar	Apr	May	Jun	Jul	Aug	Sep	Oct	Nov	Dec
<b>Total</b>												
2022	382	396	429	406	408	458	354	434	428	402	480	432
2023	473	417	477	431	451	432	455	467	338	346	327	341
2024	413	444	438	470	497	374	470	449	402	497	375	406
2025	397	386										
<b>Homicide</b>												
2022	7	7	3	6	7	9	4	17	4	9	6	3
2023	6	10	7	9	13	10	9	6	8	8	6	5
2024	5	9	15	2	14	7	14	8	9	12	6	12
2025	6	8										
<b>Sex Crime*</b>												
2022	30	28	22	34	30	16	22	22	32	26	32	28
2023	32	13	28	19	26	23	25	24	19	21	29	34
2024	27	35	33	52	54	36	28	27	30	40	15	24
2025	34	35										
<b>Robbery</b>												
2022	27	32	28	27	13	25	21	39	24	18	22	25
2023	26	15	15	17	14	24	9	25	10	17	19	20
2024	19	13	24	21	28	10	18	25	20	25	11	15
2025	9	11										
<b>Aggravated Assault</b>												
2022	115	103	137	117	104	107	102	98	113	79	129	110
2023	97	78	110	113	111	102	121	109	77	94	89	103
2024	112	116	110	92	140	85	128	136	95	104	103	89
2025	94	100										
<b>Burglary/Theft /Larceny</b>												
2021	98	138	129	123	130	157	86	132	118	137	127	141
2022	161	153	162	143	135	140	120	113	85	107	79	101
2023	109	125	134	161	109	120	155	120	101	195	123	134
2024	114	117										
<b>Motor Vehicle Theft</b>												
2022	14	17	10	11	12	10	10	9	11	15	11	11
2023	12	9	4	11	15	15	21	7	9	6	6	6
2024	13	8	7	22	11	10	14	13	9	16	12	16
2025	14	7										
<b>Controlled Substance</b>												
2022	12	19	19	12	31	23	21	15	21	15	31	30
2023	36	37	35	18	34	17	24	41	15	9	13	4
2024	14	14	25	24	16	23	17	34	37	21	20	20
2025	43	30										
<b>Other*</b>												
2022	75	47	79	75	70	108	81	100	97	89	114	80
2023	96	98	113	97	100	96	124	136	111	81	76	61
2024	115	118	85	90	109	78	88	84	98	78	78	93
2025	77	70										
<b>Criminal RAJ</b>												
2022	4	5	2	1	5	3	7	2	8	4	8	4
2023	7	4	3	4	3	5	2	6	4	3	10	7
2024	5	6	5	6	16	5	8	2	3	6	7	3
2025	6	8										
<b>MRJC Filing as % of Total</b>												
2022	42%	33%	38%	40%	40%	36%	34%	36%	39%	31%	42%	41%
2023	38%	31%	29%	37%	31%	31%	35%	35%	36%	37%	41%	50%
2024	42%	47%	45%	36%	48%	44%	46%	41%	40%	44%	40%	38%
2025	48%	39%										

The highest crime category in a case's history is used to classify cases. For example, a case charged with homicide at any time in the case's history is reported as a homicide regardless of whether the charge is reduced at resolution.

(\*) Starting January 2021, "failure to register as sex offender" cases are in the "other" category instead of in the "sex crime" category. This change was made in line with the reporting categories by Washington State Administrative Office of the Courts.

Table 2. Monthly Criminal Case Resolutions by Crime Category  
King County Superior Court

Crime Category	Jan	Feb	Mar	Apr	May	Jun	Jul	Aug	Sep	Oct	Nov	Dec
<b>Total</b>												
2022	303	402	412	425	391	435	381	455	401	401	366	363
2023	450	374	460	399	446	475	481	474	391	401	443	377
2024	432	425	457	491	435	382	457	495	432	497	410	458
2025	473	424										
<b>Homicide</b>												
2022	5	6	6	4	11	5	5	8	2	8	7	4
2023	9	4	10	6	14	12	13	7	12	11	12	14
2024	2	10	12	8	3	8	8	6	5	11	6	9
2025	10	15										
<b>Sex Crime</b>												
2022	21	20	29	34	30	30	24	20	27	15	15	21
2023	19	17	28	26	23	36	25	35	29	39	27	23
2024	27	32	30	26	29	36	40	37	29	46	20	24
2025	30	29										
<b>Robbery</b>												
2022	12	11	14	6	14	17	10	23	18	18	14	12
2023	9	12	22	16	26	31	21	33	28	20	16	16
2024	19	27	17	26	23	13	22	30	19	25	16	25
2025	26	16										
<b>Aggravated Assault</b>												
2022	45	69	95	82	69	84	78	87	74	72	97	93
2023	62	63	126	106	125	110	94	114	86	101	115	94
2024	108	101	106	130	113	115	109	141	117	119	120	127
2025	117	97										
<b>Burglary/Theft /Larceny</b>												
2022	56	86	87	98	84	109	89	103	89	112	93	66
2023	123	78	129	120	138	142	149	135	96	90	96	110
2024	122	117	136	135	125	94	134	120	129	133	105	131
2025	146	138										
<b>Motor Vehicle Theft</b>												
2022	8	11	10	4	8	5	6	8	5	10	5	9
2023	9	7	13	8	6	15	11	14	13	10	11	10
2024	10	11	13	10	13	6	5	10	8	13	11	8
2025	21	11										
<b>Controlled Substance</b>												
2022	15	25	22	22	21	24	23	21	12	10	22	24
2023	46	21	22	12	19	23	26	28	21	23	54	22
2024	32	37	43	29	21	26	37	24	35	32	36	47
2025	21	13										
<b>Drug Court</b>												
2022	12	16	6	20	7	9	11	3	7	5	5	3
2023	8	20	7	11	5	6	14	21	21	22	19	4
2024	20	17	9	23	13	9	5	9	4	1	8	0
2025	10	9										
<b>Other</b>												
2022	122	155	139	149	143	147	133	175	164	148	106	127
2023	159	151	99	92	86	95	127	83	82	82	87	77
2024	86	67	80	99	89	74	93	99	80	113	84	81
2025	88	92										
<b>Criminal RAJ</b>												
2022	7	3	4	6	4	5	2	7	3	3	2	4
2023	6	1	4	2	4	5	1	4	3	3	6	7
2024	6	6	11	5	6	1	4	19	6	4	4	6
2025	4	4										
<b>MRJC as % of Total</b>												
2022	41%	44%	49%	46%	47%	46%	49%	45%	37%	38%	45%	39%
2023	39%	37%	44%	45%	39%	43%	39%	35%	40%	38%	37%	39%
2024	39%	40%	35%	38%	46%	39%	38%	39%	40%	40%	34%	34%
2025	38%	39%										

“Controlled Substance” are drug related cases that have never been accepted into drug court.  
“Drug Court” are cases that have been formally accepted into drug court (identified by orders).

Table 3. Number of Cases Resolved and Resolution Category  
King County Superior Court

Crime Category	Feb 2024	Mar 2024	Apr 2024	May 2024	Jun 2024	Jul 2024	Aug 2024	Sep 2024	Oct 2024	Nov 2024	Dec 2024	Jan 2025	Feb 2025
<b>Homicide</b>	<b>10</b>	<b>12</b>	<b>8</b>	<b>3</b>	<b>8</b>	<b>8</b>	<b>6</b>	<b>5</b>	<b>11</b>	<b>6</b>	<b>9</b>	<b>10</b>	<b>15</b>
Resolved by Jury Trial	3	1	1	1	1	4	1	1	3	2	1	2	1
Resolved by Non-Jury Trial	0	0	0	0	1	0	0	0	0	0	0	0	0
Resolved by Guilty Plea	7	10	5	2	5	4	5	3	5	4	4	5	11
Dismissal	0	0	2	0	0	0	0	1	2	0	3	3	1
Others	0	1	0	0	1	0	0	0	1	0	1	0	2
<b>Sex Crime**</b>	<b>32</b>	<b>30</b>	<b>26</b>	<b>29</b>	<b>36</b>	<b>40</b>	<b>37</b>	<b>29</b>	<b>46</b>	<b>20</b>	<b>24</b>	<b>30</b>	<b>29</b>
Resolved by Jury Trial	4	4	2	1	2	2	2	1	3	1	3	1	2
Resolved by Non-Jury Trial	0	0	0	0	0	0	0	0	0	0	0	0	0
Resolved by Guilty Plea	19	19	17	23	29	29	28	25	36	15	16	23	16
Dismissal	9	7	7	5	5	9	6	3	6	4	5	6	11
Others	0	0	0	0	0	0	1	0	1	0	0	0	0
<b>Robbery</b>	<b>27</b>	<b>17</b>	<b>26</b>	<b>23</b>	<b>13</b>	<b>22</b>	<b>30</b>	<b>19</b>	<b>25</b>	<b>16</b>	<b>25</b>	<b>26</b>	<b>16</b>
Resolved by Jury Trial	0	0	0	0	0	0	0	0	0	0	0	0	0
Resolved by Non-Jury Trial	0	0	0	0	0	0	0	0	0	0	0	0	0
Resolved by Guilty Plea	22	14	23	21	9	21	25	16	21	13	22	22	12
Dismissal	5	3	3	1	4	1	4	3	3	3	3	4	4
Others	0	0	0	1	0	0	1	0	1	0	0	0	0
<b>Aggravated Assault</b>	<b>101</b>	<b>106</b>	<b>130</b>	<b>113</b>	<b>115</b>	<b>109</b>	<b>141</b>	<b>117</b>	<b>119</b>	<b>120</b>	<b>127</b>	<b>117</b>	<b>97</b>
Resolved by Jury Trial	4	3	3	0	1	5	4	1	1	3	0	2	3
Resolved by Non-Jury Trial	0	0	2	0	0	0	0	0	0	1	0	0	0
Resolved by Guilty Plea	71	85	83	90	86	78	97	89	95	90	90	76	71
Dismissal	25	18	42	23	28	26	37	24	23	26	36	38	23
Others	1	0	0	0	0	0	3	3	0	0	1	1	0
<b>Burglary/Theft/Larceny</b>	<b>117</b>	<b>136</b>	<b>135</b>	<b>125</b>	<b>94</b>	<b>134</b>	<b>120</b>	<b>129</b>	<b>133</b>	<b>105</b>	<b>131</b>	<b>146</b>	<b>138</b>
Resolved by Jury Trial	0	1	0	0	2	0	0	1	3	1	1	2	0
Resolved by Non-Jury Trial	0	0	0	0	0	0	0	0	0	0	1	0	0
Resolved by Guilty Plea	77	71	81	99	66	101	87	99	105	80	111	98	94
Dismissal	40	64	53	26	26	33	29	25	24	20	17	44	43
Others	0	0	1	0	0	0	4	4	1	4	1	2	1
<b>Motor Vehicle Theft</b>	<b>11</b>	<b>13</b>	<b>10</b>	<b>13</b>	<b>6</b>	<b>5</b>	<b>10</b>	<b>8</b>	<b>13</b>	<b>11</b>	<b>8</b>	<b>21</b>	<b>11</b>
Resolved by Jury Trial	0	0	0	0	0	0	0	0	0	0	0	0	0
Resolved by Non-Jury Trial	0	0	0	0	0	0	0	0	0	0	0	0	0
Resolved by Guilty Plea	8	9	6	7	6	2	5	4	12	8	6	15	5
Dismissal	3	4	4	5	0	3	5	3	1	3	2	6	6
Others	0	0	0	1	0	0	0	1	0	0	0	0	0
<b>Controlled Substance</b>	<b>37</b>	<b>43</b>	<b>29</b>	<b>21</b>	<b>26</b>	<b>37</b>	<b>24</b>	<b>35</b>	<b>32</b>	<b>36</b>	<b>47</b>	<b>21</b>	<b>13</b>
Resolved by Jury Trial	1	0	0	0	0	1	0	0	0	0	1	0	0
Resolved by Non-Jury Trial	0	0	0	0	0	0	0	0	0	0	0	0	0
Resolved by Guilty Plea	19	16	13	11	18	29	17	21	18	17	16	17	5
Dismissal	17	27	16	10	8	7	6	10	14	18	30	3	6
Others	0	0	0	0	0	0	1	4	0	1	0	1	2
<b>Drug Court</b>	<b>17</b>	<b>9</b>	<b>23</b>	<b>13</b>	<b>9</b>	<b>5</b>	<b>9</b>	<b>4</b>	<b>1</b>	<b>8</b>	<b>0</b>	<b>10</b>	<b>9</b>
Resolved by Non-Jury Trial	0	0	6	0	0	0	0	0	0	0	0	1	1
Resolved by Guilty Plea	1	1	6	3	0	0	3	0	0	3	0	3	3
Dismissal	16	8	11	10	9	5	6	3	1	5	0	6	5
Others	0	0	0	0	0	0	0	1	0	0	0	0	0
<b>Other**</b>	<b>67</b>	<b>80</b>	<b>99</b>	<b>89</b>	<b>74</b>	<b>93</b>	<b>99</b>	<b>80</b>	<b>113</b>	<b>84</b>	<b>81</b>	<b>88</b>	<b>92</b>
Resolved by Jury Trial	1	2	1	3	1	1	6	1	1	1	2	1	3
Resolved by Non-Jury Trial	0	0	0	0	0	1	0	0	0	0	0	0	0
Resolved by Guilty Plea	47	50	64	64	49	66	59	62	81	53	52	51	61
Dismissal	18	27	34	22	24	25	30	15	30	28	27	35	26
Others	1	1	0	0	0	0	4	2	1	2	0	1	2
<b>Criminal RALJ</b>	<b>6</b>	<b>11</b>	<b>5</b>	<b>6</b>	<b>1</b>	<b>4</b>	<b>19</b>	<b>6</b>	<b>4</b>	<b>4</b>	<b>6</b>	<b>4</b>	<b>4</b>
RALJ Decision	4	5	3	5	1	3	9	4	3	3	3	4	4
Dismissal	2	6	2	1	0	1	3	1	1	1	3	0	0
Others	0	0	0	0	0	0	7	1	0	0	0	0	0

(\*) "Controlled Substance" are drug related cases that have never been accepted into drug court.  
"Drug Court" are cases that have been formally accepted into drug court (identified by orders).

(\*\*) Starting January 2021, "failure to register as sex offender" cases are in the "other" category instead of in the "sex crime" category. This change was made in line with the reporting categories by Washington State Administrative Office of the Courts.



Table 4. Age (days) of Resolved Cases  
King County Superior Court

Crime Category	Feb 2024	Mar 2024	Apr 2024	May 2024	Jun 2024	Jul 2024	Aug 2024	Sep 2024	Oct 2024	Nov 2024	Dec 2024	Jan 2025	Feb 2025
<b>All Resolutions (excl. RALJ)</b>													
Number of Resolutions	425	457	491	435	382	457	495	432	497	410	458	473	424
50% Cases Resolved by Day	243	256	231	242	270	215	207	219	202	194	171	213	245
Average Days to Resolution	359	332	332	382	311	305	445	449	382	406	288	351	395
<b>Homicide*</b>													
Number of Resolutions	10	12	8	3	8	8	6	5	11	6	9	10	15
50% Cases Resolved by Day	716	616	861	916	711	823	825	424	606	852	896	536	677
Average Days to Resolution	786	648	822	988	708	851	799	475	680	848	820	726	833
<b>Sex Crime**</b>													
Number of Resolutions	32	30	26	29	36	40	37	29	46	20	24	30	29
50% Cases Resolved by Day	431	447	505	502	405	532	374	523	449	323	537	333	349
Average Days to Resolution	507	533	526	507	505	552	531	576	711	440	556	459	446
<b>Robbery</b>													
Number of Resolutions	27	17	26	23	13	22	30	19	25	16	25	26	16
50% Cases Resolved by Day	244	419	157	359	425	340	160	197	218	126	254	241	179
Average Days to Resolution	352	435	309	710	370	367	590	202	469	202	308	323	354
<b>Aggravated Assault</b>													
Number of Resolutions	101	106	130	113	115	109	141	117	119	120	127	117	97
50% Cases Resolved by Day	176	183	149	169	142	147	155	161	172	173	120	153	161
Average Days to Resolution	304	273	214	239	236	204	354	263	222	239	254	228	216
<b>Burglary/Theft/Larceny</b>													
Number of Resolutions	117	136	135	125	94	134	120	129	133	105	131	146	138
50% Cases Resolved by Day	242	298	278	258	237	194	245	182	209	194	217	251	266
Average Days to Resolution	319	333	394	366	266	291	545	376	402	645	318	396	362
<b>Motor Vehicle Theft</b>													
Number of Resolutions	11	13	10	13	6	5	10	8	13	11	8	21	11
50% Cases Resolved by Day	265	246	212	272	364	89	227	307	179	316	219	227	176
Average Days to Resolution	265	395	303	1229	399	150	252	875	224	335	296	337	267
<b>Controlled Substance</b>													
Number of Resolutions	37	43	29	21	26	37	24	35	32	36	47	21	13
50% Cases Resolved by Day	252	249	259	264	276	350	227	277	166	139	82	168	287
Average Days to Resolution	301	328	336	344	345	389	489	1127	665	532	224	432	1179
<b>Drug Court</b>													
Number of Resolutions	17	9	23	13	9	5	9	4	1	8	0	10	9
50% Cases Resolved by Day	701	457	829	603	894	906	440	737	412	910	N/A	775	608
Average Days to Resolution	688	557	794	670	950	794	491	1820	412	796	N/A	754	635
<b>Other**</b>													
Number of Resolutions	67	80	99	89	74	93	99	80	113	84	81	88	92
50% Cases Resolved by Day	189	179	151	204	116	136	185	289	165	172	109	186	242
Average Days to Resolution	353	234	219	284	244	230	405	447	287	264	185	311	434
<b>Criminal RALJ</b>													
Number of Resolutions	6	11	5	6	1	4	19	6	4	4	6	4	4
50% Cases Resolved by Day	239	256	170	282	178	217	175	257	184	404	170	228	379
Average Days to Resolution	291	310	236	370	178	195	206	389	189	430	264	262	416

"Controlled Substance" are drug related cases that have never been accepted into drug court.

"Drug Court" are cases that have been formally accepted into drug court (identified by orders).

(\*) Due to small number of resolutions in this category, the age statistics for homicides are expected to vary considerably.

(\*\*) Starting January 2021, "failure to register as sex offender" cases are in the "other" category instead of in the "sex crime" category. This change was made in line with the reporting categories by Washington State Administrative Office of the Courts.

Table 5. Pending Criminal Cases  
King County Superior Court

Crime Category	Feb 2024	Mar 2024	Apr 2024	May 2024	Jun 2024	Jul 2024	Aug 2024	Sep 2024	Oct 2024	Nov 2024	Dec 2024	Jan 2025	Feb 2025
<b>Total</b>													
Previous Pending	3976	4057	3965	4097	4062	4131	4030	4146	4057	3985	3981	4082	4086
New Filing	444	438	470	497	374	470	449	402	497	375	406	397	386
Resolved	425	457	491	435	382	457	495	432	497	410	458	473	424
<b>End Pending</b>	<b>4057</b>	<b>3965</b>	<b>4097</b>	<b>4062</b>	<b>4131</b>	<b>4030</b>	<b>4146</b>	<b>4057</b>	<b>3985</b>	<b>3981</b>	<b>4082</b>	<b>4086</b>	<b>4128</b>
<b>Homicide</b>													
Previous Pending	200	195	194	198	205	206	204	210	209	209	214	215	214
New Filing	9	15	2	14	7	14	8	9	12	6	12	6	8
Resolved	10	12	8	3	8	8	6	5	11	6	9	10	15
<b>End Pending</b>	<b>195</b>	<b>194</b>	<b>198</b>	<b>205</b>	<b>206</b>	<b>204</b>	<b>210</b>	<b>209</b>	<b>209</b>	<b>214</b>	<b>215</b>	<b>214</b>	<b>207</b>
<b>Sex Crime*</b>													
Previous Pending	458	465	460	488	505	506	504	497	498	480	483	479	491
New Filing	35	33	52	54	36	28	27	30	40	15	24	34	35
Resolved	32	30	26	29	36	40	37	29	46	20	24	30	29
<b>End Pending</b>	<b>465</b>	<b>460</b>	<b>488</b>	<b>505</b>	<b>506</b>	<b>504</b>	<b>497</b>	<b>498</b>	<b>480</b>	<b>483</b>	<b>479</b>	<b>491</b>	<b>489</b>
<b>Robbery</b>													
Previous Pending	200	195	202	193	184	195	189	194	182	178	174	174	161
New Filing	13	24	21	28	10	18	25	20	25	11	15	9	11
Resolved	27	17	26	23	13	22	30	19	25	16	25	26	16
<b>End Pending</b>	<b>195</b>	<b>202</b>	<b>193</b>	<b>184</b>	<b>195</b>	<b>189</b>	<b>194</b>	<b>182</b>	<b>178</b>	<b>174</b>	<b>174</b>	<b>161</b>	<b>160</b>
<b>Aggravated Assault</b>													
Previous Pending	763	800	772	765	767	776	779	881	780	749	736	745	736
New Filing	116	110	92	140	85	128	136	95	104	103	89	94	100
Resolved	101	106	130	113	115	109	141	117	119	120	127	117	97
<b>End Pending</b>	<b>800</b>	<b>772</b>	<b>765</b>	<b>767</b>	<b>776</b>	<b>779</b>	<b>881</b>	<b>780</b>	<b>749</b>	<b>736</b>	<b>745</b>	<b>736</b>	<b>754</b>
<b>Burglary/Theft/Larceny</b>													
Previous Pending	1113	1143	1111	1216	1174	1170	1149	1212	1175	1195	1202	1238	1245
New Filing	125	134	161	109	120	155	120	101	195	123	134	114	117
Resolved	117	136	135	125	94	134	120	129	133	105	131	146	138
<b>End Pending</b>	<b>1143</b>	<b>1111</b>	<b>1216</b>	<b>1174</b>	<b>1170</b>	<b>1149</b>	<b>1212</b>	<b>1175</b>	<b>1195</b>	<b>1202</b>	<b>1238</b>	<b>1245</b>	<b>1225</b>
<b>Motor Vehicle Theft</b>													
Previous Pending	83	89	91	108	110	118	110	120	115	111	118	128	118
New Filing	8	7	22	11	10	14	13	9	16	12	16	14	7
Resolved	11	13	10	13	6	5	10	8	13	11	8	21	11
<b>End Pending</b>	<b>89</b>	<b>91</b>	<b>108</b>	<b>110</b>	<b>118</b>	<b>110</b>	<b>120</b>	<b>115</b>	<b>111</b>	<b>118</b>	<b>128</b>	<b>118</b>	<b>114</b>
<b>Controlled Substance</b>													
Previous Pending	260	255	246	256	240	243	219	219	226	213	197	204	227
Resolved	37	43	29	21	26	37	24	35	32	36	47	21	13
<b>End Pending</b>	<b>255</b>	<b>246</b>	<b>256</b>	<b>240</b>	<b>243</b>	<b>219</b>	<b>219</b>	<b>226</b>	<b>213</b>	<b>197</b>	<b>204</b>	<b>227</b>	<b>291</b>
<b>Drug Court</b>													
Previous Pending	137	149	145	129	125	134	135	133	141	147	154	162	165
New Enrollment	24	5	1	10	16	6	3	12	14	7	14	7	9
Resolved	17	9	23	13	9	5	9	4	1	8	0	10	9
<b>End Pending</b>	<b>149</b>	<b>145</b>	<b>129</b>	<b>125</b>	<b>134</b>	<b>135</b>	<b>133</b>	<b>141</b>	<b>147</b>	<b>154</b>	<b>162</b>	<b>165</b>	<b>171</b>
<b>Other*</b>													
Previous Pending	710	713	697	695	693	721	687	701	684	655	652	689	660
New Filing	118	85	90	109	78	88	84	98	78	78	93	77	70
Resolved	67	80	99	89	74	93	99	80	113	84	81	88	92
<b>End Pending</b>	<b>713</b>	<b>697</b>	<b>695</b>	<b>693</b>	<b>721</b>	<b>687</b>	<b>701</b>	<b>684</b>	<b>655</b>	<b>652</b>	<b>689</b>	<b>660</b>	<b>662</b>
<b>Criminal RALJ</b>													
Previous Pending	52	53	47	49	59	62	54	49	47	48	51	48	51
New Filing	6	5	6	16	5	8	2	3	6	7	3	6	8
Resolved	6	11	5	6	1	4	19	6	4	4	6	4	4
<b>End Pending</b>	<b>53</b>	<b>47</b>	<b>49</b>	<b>59</b>	<b>62</b>	<b>54</b>	<b>49</b>	<b>47</b>	<b>48</b>	<b>51</b>	<b>48</b>	<b>51</b>	<b>55</b>
<b>Total Pending Caseload</b>													
SEA (%)	63%	61%	61%	61%	60%	60%	59%	59%	59%	59%	58%	57%	58%
MRJC (%)	37%	39%	39%	39%	40%	40%	41%	41%	41%	41%	42%	43%	42%

(\*) Starting January 2021, "failure to register as sex offender" cases are in the "other" category instead of in the "sex crime" category. This change was made in line with the reporting categories by Washington State Administrative Office of the Courts.

Table 6. Age (days) of Pending Cases  
King County Superior Court

Crime Category	Feb 2024	Mar 2024	Apr 2024	May 2024	Jun 2024	Jul 2024	Aug 2024	Sep 2024	Oct 2024	Nov 2024	Dec 2024	Jan 2025	Feb 2025
<b>All Pending (excl. RALJ)</b>													
Number of Pending Cases	4057	3965	4097	4062	4131	4030	4146	4057	3985	3981	4082	4068	4128
Median Days (50%tile)	227	227	211	201	200	189	195	202	199	207	211	207	208
Average Days	324	323	312	308	306	304	303	308	307	312	312	308	470
<b>Homicide</b>													
Number of Pending Cases	195	194	198	205	206	204	210	209	209	214	215	214	207
Median Days (50%tile)	379	386	396	396	396	393	399	410	401	375	363	357	358
Average Days	503	500	492	491	497	491	485	503	495	475	477	466	453
<b>Sex Crime*</b>													
Number of Pending Cases	465	460	488	505	506	504	497	498	480	483	479	491	489
Median Days (50%tile)	361	353	307	296	289	261	254	239	241	257	272	282	298
Average Days	422	421	403	394	388	379	382	377	377	387	395	383	394
<b>Robbery</b>													
Number of Pending Cases	195	202	193	184	195	189	194	182	178	174	174	161	160
Median Days (50%tile)	232	176	187	189	181	175	181	206	210	219	230	243	271
Average Days	308	293	292	287	273	264	266	286	283	305	308	303	314
<b>Aggravated Assault</b>													
Number of Pending Cases	800	772	765	767	776	779	811	780	749	736	745	736	754
Median Days (50%tile)	156	160	149	151	153	163	152	154	155	151	159	166	169
Average Days	232	229	227	229	227	226	222	228	237	228	235	242	238
<b>Burglary/Theft/Larceny</b>													
Number of Pending Cases	1143	1111	1216	1174	1170	1149	1212	1175	1195	1202	1238	1245	1225
Median Days (50%tile)	215	197	177	172	173	174	179	194	186	199	189	185	183
Average Days	305	299	285	277	283	277	274	282	270	281	277	272	280
<b>Motor Vehicle Theft</b>													
Number of Pending Cases	89	91	108	110	118	110	120	115	111	118	128	118	114
Median Days (50%tile)	213	225	182	147	144	137	149	175	190	203	202	195	189
Average Days	317	298	252	252	245	252	255	265	274	276	267	262	264
<b>Controlled Substance</b>													
Number of Pending Cases	255	246	256	240	243	219	219	226	213	197	204	227	291
Median Days (50%tile)	312	318	317	283	265	238	251	194	189	194	171	156	228
Median Days (50%tile)	406	411	404	402	400	404	414	382	394	401	383	352	2525
<b>Drug Court</b>													
Number of Pending Cases	149	145	129	125	134	135	133	141	147	154	162	165	171
Median Days (50%tile)	597	602	580	564	536	548	589	602	616	613	618	597	619
Average Days	717	723	733	741	717	713	745	742	741	734	722	715	873
<b>Other*</b>													
Number of Pending Cases	713	697	695	693	721	687	701	684	655	652	689	660	662
Median Days (50%tile)	190	199	190	190	181	183	179	160	169	164	168	168	162
Average Days	249	256	249	246	240	245	243	240	240	245	247	246	236
<b>Criminal RALJ</b>													
Number of Pending Cases	53	47	49	59	62	54	49	47	48	51	48	51	55
Median Days (50%tile)	120	124	140	110	110	122	135	140	157	164	187	172	143
Average Days	200	194	195	153	169	173	193	189	185	182	192	195	178

"Controlled Substance" are drug related cases that have never been accepted into drug court.

"Drug Court" are cases that have been formally accepted into drug court (identified by orders).

(\* Starting January 2021, "failure to register as sex offender" cases are in the "other" category instead of in the "sex crime" category. This change was made in line with the reporting categories by Washington State Administrative Office of the Courts.

Table 7. Age Intervals of Pending Criminal Cases  
King County Superior Court

Crime Category	Feb 2024	Mar 2024	Apr 2024	May 2024	Jun 2024	Jul 2024	Aug 2024	Sep 2024	Oct 2024	Nov 2024	Dec 2024	Jan 2025	Feb 2025
<b>Total # Cases</b>	<b>4057</b>	<b>3965</b>	<b>4097</b>	<b>4062</b>	<b>4131</b>	<b>4030</b>	<b>4146</b>	<b>4057</b>	<b>3985</b>	<b>3981</b>	<b>4082</b>	<b>4068</b>	<b>4128</b>
0 - 120 days (0 - 4 months)	1233	1281	1465	1447	1456	1401	1422	1383	1352	1306	1321	1330	1337
121-180 days (5 - 6 months)	453	412	391	453	495	534	540	501	487	489	526	517	519
181-270 days (7 - 9 months)	574	573	527	504	517	493	589	614	644	620	617	594	588
> 270 days (> 9 months)	1797	1699	1714	1658	1663	1602	1595	1559	1502	1566	1618	1627	1684
<b>Homicide # Cases</b>	<b>195</b>	<b>194</b>	<b>198</b>	<b>205</b>	<b>206</b>	<b>204</b>	<b>210</b>	<b>209</b>	<b>209</b>	<b>214</b>	<b>215</b>	<b>214</b>	<b>207</b>
0 - 120 days (0 - 4 months)	28	29	37	39	41	37	42	38	38	42	39	41	36
121-180 days (5 - 6 months)	12	14	11	10	12	18	18	14	19	18	19	17	19
181-270 days (7 - 9 months)	26	24	19	21	17	18	16	25	24	28	23	26	23
> 270 days (> 9 months)	129	127	131	135	136	131	134	132	128	126	134	130	129
<b>Sex Crime* # Cases</b>	<b>465</b>	<b>460</b>	<b>488</b>	<b>505</b>	<b>506</b>	<b>504</b>	<b>497</b>	<b>498</b>	<b>480</b>	<b>483</b>	<b>479</b>	<b>491</b>	<b>489</b>
0 - 120 days (0 - 4 months)	97	103	128	148	149	150	127	123	106	96	89	98	93
121-180 days (5 - 6 months)	34	30	37	42	49	56	72	75	64	58	48	54	52
181-270 days (7 - 9 months)	56	66	55	47	43	48	59	68	96	99	99	82	77
> 270 days (> 9 months)	278	261	268	268	265	250	239	232	214	230	243	257	267
<b>Robbery # Cases</b>	<b>195</b>	<b>202</b>	<b>193</b>	<b>184</b>	<b>195</b>	<b>189</b>	<b>194</b>	<b>182</b>	<b>178</b>	<b>174</b>	<b>174</b>	<b>161</b>	<b>160</b>
0 - 120 days (0 - 4 months)	66	77	70	65	73	69	69	59	59	51	50	47	43
121-180 days (5 - 6 months)	21	25	23	25	24	29	27	20	20	20	23	17	19
181-270 days (7 - 9 months)	21	19	22	22	32	30	33	35	34	33	27	28	17
> 270 days (> 9 months)	87	81	78	72	66	61	65	68	65	70	74	69	81
<b>Aggravated Assault # Cases</b>	<b>800</b>	<b>772</b>	<b>765</b>	<b>767</b>	<b>776</b>	<b>779</b>	<b>811</b>	<b>780</b>	<b>749</b>	<b>736</b>	<b>745</b>	<b>736</b>	<b>754</b>
0 - 120 days (0 - 4 months)	328	333	337	317	310	320	348	337	303	313	291	269	298
121-180 days (5 - 6 months)	107	97	80	114	122	113	92	87	104	109	113	121	94
181-270 days (7 - 9 months)	117	107	114	105	112	107	138	120	104	84	108	110	128
> 270 days (> 9 months)	248	235	234	231	232	239	233	236	238	230	233	236	234
<b>Burglary/Theft/Larceny # Cases</b>	<b>1143</b>	<b>1111</b>	<b>1216</b>	<b>1174</b>	<b>1170</b>	<b>1149</b>	<b>1212</b>	<b>1175</b>	<b>1195</b>	<b>1202</b>	<b>1238</b>	<b>1245</b>	<b>1225</b>
0 - 120 days (0 - 4 months)	362	389	494	467	436	408	417	399	447	410	443	460	423
121-180 days (5 - 6 months)	139	122	120	139	162	193	194	162	137	148	163	151	184
181-270 days (7 - 9 months)	147	157	149	149	153	145	191	207	232	215	194	176	177
> 270 days (> 9 months)	495	443	453	419	419	403	410	407	379	429	438	458	441
<b>Motor vehicle Theft # Cases</b>	<b>89</b>	<b>91</b>	<b>108</b>	<b>110</b>	<b>118</b>	<b>110</b>	<b>120</b>	<b>115</b>	<b>111</b>	<b>118</b>	<b>128</b>	<b>118</b>	<b>114</b>
0 - 120 days (0 - 4 months)	25	29	48	48	54	50	44	40	35	36	45	42	43
121-180 days (5 - 6 months)	13	8	5	11	13	13	22	20	18	18	15	12	13
181-270 days (7 - 9 months)	17	19	16	13	12	10	19	20	18	21	24	24	15
> 270 days (> 9 months)	34	35	39	38	39	37	35	35	40	43	44	40	43
<b>Controlled Substance # Cases</b>	<b>255</b>	<b>246</b>	<b>256</b>	<b>240</b>	<b>243</b>	<b>219</b>	<b>219</b>	<b>226</b>	<b>213</b>	<b>197</b>	<b>204</b>	<b>227</b>	<b>291</b>
0 - 120 days (0 - 4 months)	51	60	69	72	77	70	68	87	85	76	77	92	95
121-180 days (5 - 6 months)	21	20	19	19	21	25	24	21	20	21	29	34	34
181-270 days (7 - 9 months)	37	28	31	22	25	20	24	26	25	24	25	25	28
> 270 days (> 9 months)	146	138	137	127	120	104	103	92	83	76	73	76	134
<b>Drug Court # Cases</b>	<b>149</b>	<b>145</b>	<b>129</b>	<b>125</b>	<b>134</b>	<b>135</b>	<b>133</b>	<b>141</b>	<b>147</b>	<b>154</b>	<b>162</b>	<b>165</b>	<b>171</b>
0 - 120 days (0 - 4 months)	4	4	1	3	4	4	2	4	6	9	11	11	11
121-180 days (5 - 6 months)	2	2	5	5	3	5	7	5	3	3	5	7	7
181-270 days (7 - 9 months)	21	12	6	5	8	10	6	10	11	12	8	11	14
> 270 days (> 9 months)	122	127	117	112	119	116	118	122	127	130	138	136	139
<b>Other* # Cases</b>	<b>713</b>	<b>697</b>	<b>695</b>	<b>693</b>	<b>721</b>	<b>687</b>	<b>701</b>	<b>684</b>	<b>655</b>	<b>652</b>	<b>689</b>	<b>660</b>	<b>662</b>
0 - 120 days (0 - 4 months)	245	236	261	257	280	266	281	278	257	256	257	248	271
121-180 days (5 - 6 months)	97	83	78	78	80	74	76	86	87	83	107	100	88
181-270 days (7 - 9 months)	127	137	110	111	105	94	94	94	93	91	95	99	103
> 270 days (> 9 months)	244	241	246	247	256	253	250	226	218	222	230	213	200
<b>Criminal RALJ # Cases</b>	<b>53</b>	<b>47</b>	<b>49</b>	<b>59</b>	<b>62</b>	<b>54</b>	<b>49</b>	<b>47</b>	<b>48</b>	<b>51</b>	<b>48</b>	<b>51</b>	<b>55</b>
0 - 120 days (0 - 4 months)	27	21	20	31	32	27	24	18	16	17	19	22	24
121-180 days (5 - 6 months)	7	11	13	10	9	8	8	11	15	11	4	4	9
181-270 days (7 - 9 months)	5	4	5	9	10	11	9	9	7	13	14	13	6
> 270 days (> 9 months)	14	11	11	9	11	8	8	9	10	10	11	12	16

"Controlled Substance" are drug related cases that have never been accepted into drug court.

"Drug Court" are cases that have been formally accepted into drug court (identified by orders).

(\*) Starting January 2021, "failure to register as sex offender" cases are in the "other" category instead of in the "sex crime" category. This change was made in line with the reporting categories by Washington State Administrative Office of the Courts.

Table 8. Comparison between SEA/KNT: Filings, Resolutions, and Pending Caseload

King County Superior Court

	Feb 2024	Mar 2024	Apr 2024	May 2024	Jun 2024	Jul 2024	Aug 2024	Sep 2024	Oct 2024	Nov 2024	Dec 2024	Jan 2025	Feb 2025
<b>Total Filings</b>	<b>444</b>	<b>438</b>	<b>470</b>	<b>497</b>	<b>374</b>	<b>470</b>	<b>449</b>	<b>402</b>	<b>497</b>	<b>375</b>	<b>406</b>	<b>397</b>	<b>386</b>
SEA - # of Cases Filed	235	239	302	256	209	253	267	240	278	225	252	208	237
MRJC - # of Cases Filed	209	199	168	241	165	217	182	162	219	150	154	189	149
SEA %	53%	55%	64%	52%	56%	54%	59%	60%	56%	60%	62%	52%	61%
MRJC %	47%	45%	36%	48%	44%	46%	41%	40%	44%	40%	38%	48%	39%
<b>Total Resolutions</b>	<b>425</b>	<b>457</b>	<b>491</b>	<b>435</b>	<b>382</b>	<b>457</b>	<b>495</b>	<b>432</b>	<b>497</b>	<b>410</b>	<b>458</b>	<b>473</b>	<b>424</b>
SEA - # of Cases Resolved	255	299	305	234	234	283	300	260	300	272	301	295	257
MRJC - # of Cases Resolved	170	158	186	201	148	174	195	172	197	138	157	178	167
SEA %	60%	65%	62%	54%	61%	62%	61%	60%	60%	66%	66%	62%	61%
MRJC %	40%	35%	38%	46%	39%	38%	39%	40%	40%	34%	34%	38%	39%
<b>Total Pending</b>	<b>4057</b>	<b>3965</b>	<b>4097</b>	<b>4062</b>	<b>4131</b>	<b>4030</b>	<b>4146</b>	<b>4057</b>	<b>3985</b>	<b>3981</b>	<b>4082</b>	<b>4068</b>	<b>4128</b>
SEA - # of Cases Pending	2550	2418	2512	2467	2474	2398	2464	2405	2333	2328	2351	2321	2376
MRJC - # of Cases Pending	1507	1547	1585	1595	1657	1632	1682	1652	1652	1653	1731	1747	1752
SEA %	63%	61%	61%	61%	60%	60%	59%	59%	59%	58%	58%	57%	58%
MRJC %	37%	39%	39%	39%	40%	40%	41%	41%	41%	42%	42%	43%	42%

Table 9. Drug Court Statistics

King County Superior Court

Categories	Feb 2024	Mar 2024	Apr 2024	May 2024	Jun 2024	Jul 2024	Aug 2024	Sep 2024	Oct 2024	Nov 2024	Dec 2024	Jan 2025	Feb 2025
Referrals	16	38	18	21	31	35	17	25	28	23	35	42	16
<i>Directly from PA</i>	3	11	11	7	4	12	6	5	7	4	3	6	2
<i>From Mainstream</i>	13	27	7	14	27	23	11	20	21	19	32	36	14
Opt-in <sup>(1)</sup>	24	5	1	10	16	6	3	12	14	7	14	7	9
Resolutions	17	9	23	13	9	5	9	4	1	8	0	10	9
Graduations <sup>(2)</sup>	16	8	11	10	9	5	6	3	1	3	0	9	5
Terminations <sup>(3)</sup>	1	1	12	3	0	0	3	1	0	5	0	1	4
<b>Drug Court Pending</b>	<b>149</b>	<b>145</b>	<b>129</b>	<b>125</b>	<b>134</b>	<b>135</b>	<b>133</b>	<b>141</b>	<b>147</b>	<b>154</b>	<b>162</b>	<b>165</b>	<b>171</b>
<i>SEA Drug Court</i>	100	100	93	90	94	92	98	107	114	118	120	121	131
<i>KNT Drug Court</i>	49	45	36	35	40	43	35	34	33	36	42	44	40

- (1) Opt-in reflects the court order of participation.
- (2) Graduations are dismissals of opted-in cases after the completion of program.
- (3) Terminations are cases that fail in drug court.