



King County

Department of Judicial Administration

Catherine Cornwall

Director and Superior Court Clerk

(206) 296-9300 (206) 296-0100 TTY/TDD

King County Superior Court

Statistical Report on Juvenile Offenses

April 2025

Department of Judicial Administration

Prepared by: Shiquan Liao, Ph.D., Statistician

May 15, 2025

Report #: JO-2025-04

Seattle Courthouse
516 Third Avenue Room E609
Seattle, WA 98104-2386

Maleng Regional Justice Center
401 Fourth Avenue North Room 2C
Kent, WA 98032-4429

*Clark Children and Family
Justice Center*
1211 East Alder Room 3015
Seattle, WA 98122-5598

Summary

- **Filings (Table 1)**

In April 2025, a total of 68 juvenile offense cases were filed. The average filing volume in 2025 was 75 cases per month. This compares with a monthly average of 102, 93, 66, 30, 42, 60 and 78 cases in 2018, 2019, 2020, 2021, 2022, 2023 and 2024, respectively.

- **Resolutions (Table 2-A)**

The number of resolutions in April 2025 was 94 cases. In 2025, the court resolved 70 cases on average per month. This compares with the average number of resolutions of 102, 86, 69, 52, 31, 60 and 69 cases in 2018, 2019, 2020, 2021, 2022, 2023 and 2024, respectively.

- **Age of Resolved Cases (Tables 2-C)**

Because of the relatively small number of resolutions each month, the average age is expected to fluctuate significantly from month to month. Therefore, a more robust measurement of the age is the “median age” (i.e., the days at which 50% of the cases were resolved below the “median age” and 50% beyond the “median age”). The median age of all resolved cases was 124 days in April 2025.

- **Pending Caseload (Tables 3-A and 3-B)**

The pending active caseload (those cases not on warrant, deferred disposition, stay or appeal status, and not yet resolved) at the end of April 2025 was 466 cases. The pending numbers were 464, 647, 572, 286, 301, 302 and 417 cases at the year-end of 2018, 2019, 2020, 2021, 2022, 2023 and 2024, respectively.

- **Age of Pending Cases (Table 3-C)**

At the end of April 2025, the median age of the pending cases was 119 days, meaning 50% of the pending cases were just under 4 months, with 81 cases older than 9 months.

CONCLUSION: In 2025, 75 juvenile offense cases were filed on average per month. The court resolved 70 cases on average monthly in the same period. The pending active juvenile offense caseload remains high, totaling 466 cases at the end of April 2025 and with 81 cases over 9 months old.

Terminology

Age of Pending Case

Time (days) from filing to resolution, less suspense time if applicable.

Age of Resolved Case

Time (days) from filing to resolution, less suspense time if applicable.

Filing

A juvenile offense case filed at the King County Superior Court with a new case number assigned.

Median Age

Half cases are less and half cases are more (the 50 percentile).

Pending Case

A case is defined as pending if it is unresolved and not on suspense status.

Pending Caseload

Number of pending cases at the end of reporting period.

Resolution

A case is resolved if all issues in the complaint are fully adjudicated.

Resolution Category

Four resolution categories are used to report resolution of criminal cases: Fact-findings (CVCT, AQCT), guilty plea (GP, GPAT), dismissal (DSM, DAT), and other (all other resolution codes).

Suspended Case

A case is placed in suspense status (removing from active) during the reporting period.

Suspense Status

A case is said to be on suspense status if it is on warrant or appeal.

Suspense Time

Time (days) a case is on suspense status.

DDSP – Deferred Dispositions

Entered – A case listed as entered means that a youth has stipulated to the facts in support of the charge and is considered adjudicated per RCW 13.4-0.127 however the court defers imposition of the disposition based on conditions being met.

Completed by Dismissal – The youth complied with all terms of the deferred disposition conditions and the case is dismissed and charges vacated.

Completed by Order of Disposition – The youth did NOT comply with all terms of the deferred disposition and is sentenced.

Figure 1. Number of Juvenile Offense Filings, Resolutions and Pending Caseload by Month

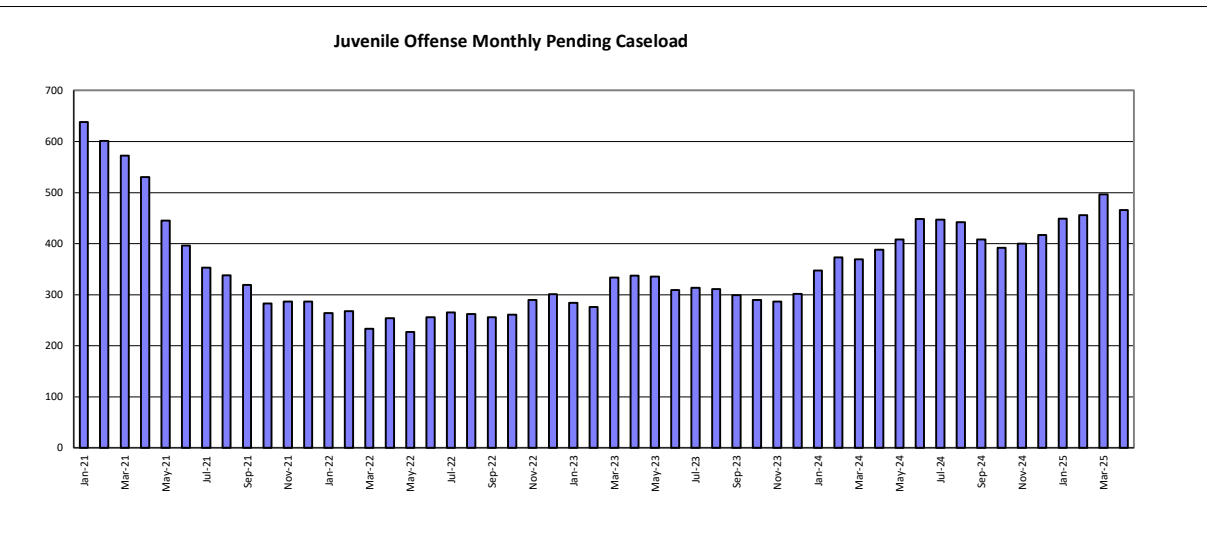
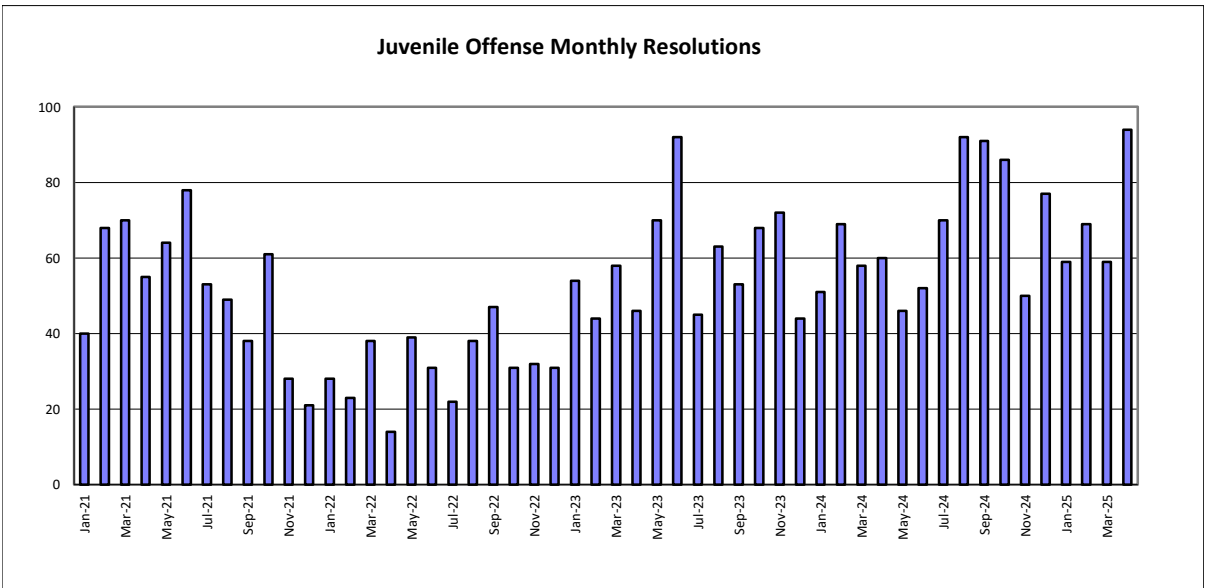
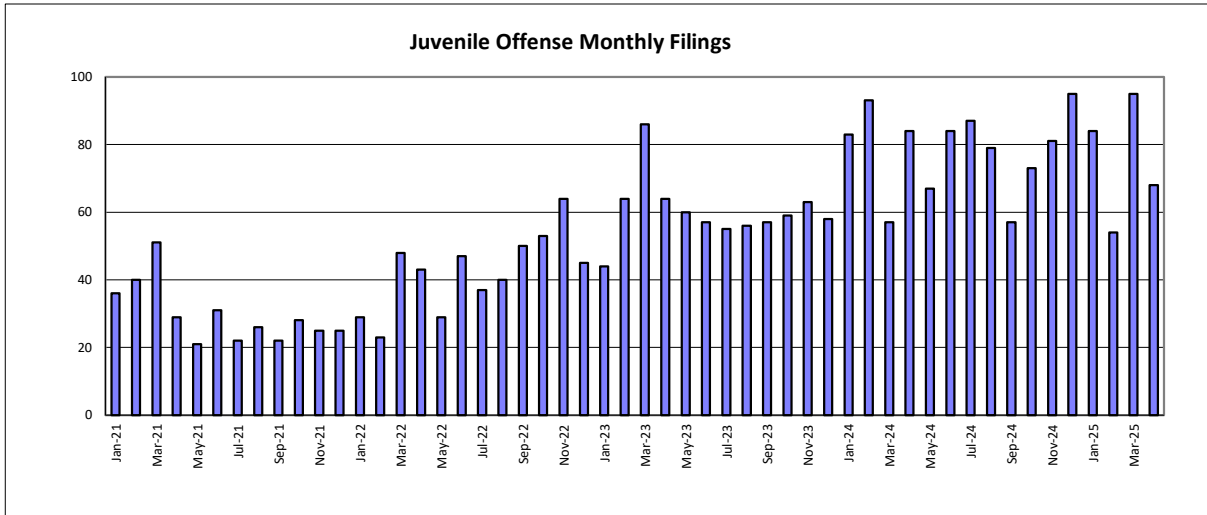


Table 1. Monthly Juvenile Offense New Filings
King County Superior Court

	Jan	Feb	Mar	Apr	May	Jun	Jul	Aug	Sep	Oct	Nov	Dec
All Cases												
2022	29	23	48	43	29	47	37	40	50	53	64	45
2023	44	64	86	64	60	57	55	56	57	59	63	58
2024	83	93	57	84	67	84	87	79	57	73	81	95
2025	84	54	95	68								
Felony												
2022	23	18	31	35	24	38	22	28	30	35	47	30
2023	35	50	73	47	41	41	45	48	47	38	49	41
2024	67	67	39	70	53	57	65	55	46	51	53	70
2025	52	40	70	51								
Misdemeanor												
2022	3	5	13	7	2	9	11	6	16	18	14	10
2023	7	11	9	10	9	10	7	8	4	15	13	12
2024	13	19	14	10	12	21	16	21	8	19	25	18
2025	25	11	23	11								
Other												
2022	3	0	4	1	3	0	4	6	4	0	3	5
2023	2	3	4	7	10	6	3	0	6	6	1	5
2024	3	7	4	4	2	6	6	3	3	3	3	7
2025	7	3	2	6								

Table 2-A. Monthly Juvenile Offense Resolutions
King County Superior Court

	Jan	Feb	Mar	Apr	May	Jun	Jul	Aug	Sep	Oct	Nov	Dec
All Cases												
2022	28	23	38	14	39	31	22	38	47	31	32	31
2023	54	44	58	46	70	92	45	63	53	68	72	44
2024	51	69	58	60	46	52	70	92	91	86	50	77
2025	59	69	59	94								
Felony												
2022	17	7	26	12	26	19	12	26	25	20	13	11
2023	30	32	42	30	50	67	35	51	36	55	52	35
2024	39	47	43	45	43	39	48	67	76	60	40	58
2025	35	56	35	70								
Misdemeanor												
2022	9	12	9	1	8	8	6	6	13	8	12	13
2023	17	4	14	11	11	19	8	12	15	7	19	6
2024	9	18	11	11	2	6	14	21	12	21	9	11
2025	17	10	22	18								
Other												
2022	2	4	3	1	5	4	4	6	9	3	7	7
2023	7	8	2	5	9	6	2	0	2	6	1	3
2024	3	4	4	4	1	7	8	4	3	5	1	8
2025	7	3	2	6								

Table 2-B. Monthly Juvenile Offense Resolution Category

King County Superior Court

	Jan	Feb	Mar	Apr	May	Jun	Jul	Aug	Sep	Oct	Nov	Dec
All Cases												
2024 # of Resolutions	51	69	58	60	46	52	70	92	91	86	50	77
Resolved by F.F. (%)	0%	0%	0%	2%	0%	0%	0%	0%	0%	1%	2%	0%
Resolved by G.P. (%)	49%	20%	29%	35%	26%	38%	39%	38%	37%	35%	32%	36%
Dismissed (%)	33%	67%	48%	42%	46%	37%	37%	46%	51%	50%	48%	43%
Deferred Disposition (%)	14%	7%	17%	15%	24%	14%	16%	13%	9%	11%	16%	10%
Other Resolutions (%)	4%	6%	5%	7%	4%	11%	9%	3%	3%	4%	2%	10%
2025 # of Resolutions	59	69	59	94								
Resolved by F.F. (%)	0%	0%	0%	0%								
Resolved by G.P. (%)	31%	48%	39%	38%								
Dismissed (%)	46%	38%	44%	39%								
Deferred Disposition (%)	10%	10%	14%	16%								
Other Resolutions (%)	14%	4%	3%	6%								
Felony												
2024 # of Resolutions	39	47	43	45	43	39	48	67	76	60	40	58
Resolved by F.F. (%)	0%	0%	0%	2%	0%	0%	0%	0%	0%	0%	3%	0%
Resolved by G.P. (%)	54%	26%	35%	38%	28%	46%	52%	43%	43%	45%	40%	43%
Dismissed (%)	31%	66%	44%	40%	44%	36%	31%	39%	47%	40%	40%	41%
Deferred Disposition (%)	15%	9%	21%	18%	26%	15%	17%	18%	9%	15%	18%	14%
Other Resolutions (%)	0%	0%	0%	2%	2%	3%	0%	0%	0%	0%	0%	2%
2025 # of Resolutions	35	56	35	70								
Resolved by F.F. (%)	0%	0%	0%	0%								
Resolved by G.P. (%)	40%	54%	51%	47%								
Dismissed (%)	43%	36%	29%	36%								
Deferred Disposition (%)	14%	11%	20%	17%								
Other Resolutions (%)	3%	0%	0%	0%								
Misdemeanor												
2024 # of Resolutions	9	18	11	11	2	7	14	21	12	21	9	11
Resolved by F.F. (%)	0%	0%	0%	0%	0%	0%	0%	0%	0%	5%	0%	0%
Resolved by G.P. (%)	33%	11%	18%	36%	0%	17%	14%	29%	8%	14%	0%	18%
Dismissed (%)	56%	83%	73%	64%	100%	83%	64%	71%	83%	81%	89%	82%
Deferred Disposition (%)	11%	6%	9%	0%	0%	0%	21%	0%	8%	0%	11%	0%
Other Resolutions (%)	0%	0%	0%	0%	0%	0%	0%	0%	0%	0%	0%	0%
2025 # of Resolutions	17	10	22	18								
Resolved by F.F. (%)	0%	0%	0%	0%								
Resolved by G.P. (%)	24%	30%	23%	17%								
Dismissed (%)	71%	60%	73%	67%								
Deferred Disposition (%)	6%	10%	5%	17%								
Other Resolutions (%)	0%	0%	0%	0%								

Resolution categories:

F.F. = Convicted by Court (CVCT) or Acquittal by Court (AQCT).

G.P. = Guilty Plea before Adjudicatory Hearing (GP) or Guilty Plea after Adjudicatory Hearing Commencement (GPAT).

Dismissed = Dismissal before Adjudicatory Hearing (DSM) or Dismissal after Adjudicatory Hearing Commencement (DAT).

Other Resolutions = Uncontested (UNDS) or Change of Venue (CHV) or Declination of Jurisdiction (DECL) or Consolidated Case (CONS).

Age = time between filing and resolution. Suspense time on warrant, diversion, appeal or stay status is excluded.

Table 2-C. Age (days) of Resolved Juvenile Offense Cases vs. Time Standard

King County Superior Court

	Jan	Feb	Mar	Apr	May	Jun	Jul	Aug	Sep	Oct	Nov	Dec
All Cases												
2023: # of Cases Resolved	54	44	58	46	70	92	45	63	53	68	72	44
Median Age (days)	137	158	238	130	181	112	144	148	175	88	168	157
% in 0 - 4 months (goal=90%)	48%	57%	38%	48%	41%	59%	44%	41%	32%	56%	39%	55%
% in 0 - 6 months (goal=98%)	61%	68%	46%	67%	63%	72%	58%	64%	57%	65%	56%	73%
% in 0 - 9 months (goal=100%)	78%	89%	62%	83%	76%	78%	71%	83%	88%	84%	81%	91%
2024: # of Cases Resolved	51	69	58	60	46	52	70	92	91	86	50	77
Median Age (days)	125	128	157	139	84	127	132	106	174	160	157	146
% in 0 - 4 months (goal=90%)	47%	48%	50%	57%	70%	44%	42%	58%	20%	50%	32%	46%
% in 0 - 6 months (goal=98%)	65%	65%	79%	75%	83%	67%	72%	77%	52%	65%	62%	62%
% in 0 - 9 months (goal=100%)	80%	83%	86%	88%	94%	75%	87%	91%	78%	88%	80%	74%
2025: # of Cases Resolved	59	69	59	94								
Median Age (days)	108	127	141	124								
% in 0 - 4 months (goal=90%)	58%	46%	46%	48%								
% in 0 - 6 months (goal=98%)	83%	68%	61%	67%								
% in 0 - 9 months (goal=100%)	91%	94%	70%	80%								
Felony												
2023: # of Cases Resolved	30	32	42	30	50	67	35	51	36	55	52	35
Median Age (days)	199	155	264	159	185	112	144	154	176	98	147	170
% in 0 - 4 months (goal=90%)	37%	56%	33%	40%	40%	57%	43%	37%	28%	55%	42%	57%
% in 0 - 6 months (goal=98%)	47%	72%	40%	60%	70%	75%	57%	63%	56%	64%	64%	71%
% in 0 - 9 months (goal=100%)	70%	91%	55%	77%	84%	81%	74%	78%	89%	87%	89%	89%
2024: # of Cases Resolved	39	47	43	45	43	39	48	67	76	60	40	58
Median Age (days)	135	135	187	147	82	126	157	119	192	178	168	151
% in 0 - 4 months (goal=90%)	39%	45%	44%	53%	72%	44%	35%	51%	16%	48%	30%	40%
% in 0 - 6 months (goal=98%)	59%	64%	72%	71%	81%	72%	65%	72%	49%	65%	58%	59%
% in 0 - 9 months (goal=100%)	80%	83%	81%	89%	93%	77%	88%	88%	75%	83%	75%	71%
2025: # of Cases Resolved	35	56	35	70								
Median Age (days)	119	136	160	125								
% in 0 - 4 months (goal=90%)	51%	43%	37%	46%								
% in 0 - 6 months (goal=98%)	77%	63%	54%	66%								
% in 0 - 9 months (goal=100%)	89%	93%	66%	80%								
Misdemeanor												
2023: # of Cases Resolved	17	4	14	11	11	19	8	12	15	7	19	6
Median Age (days)	105	234	192	142	309	105	264	115	143	86	265	155
% in 0 - 4 months (goal=90%)	59%	50%	43%	46%	0%	53%	38%	58%	40%	57%	26%	17%
% in 0 - 6 months (goal=98%)	76%	50%	57%	74%	0%	53%	50%	67%	53%	57%	32%	67%
% in 0 - 9 months (goal=100%)	83%	75%	79%	91%	18%	63%	50%	100%	80%	57%	58%	100%
2024: # of Cases Resolved	9	18	11	11	2	6	14	21	12	21	9	11
Median Age (days)	103	130	86	151	163	248	123	97	145	138	140	163
% in 0 - 4 months (goal=90%)	67%	44%	64%	55%	0%	17%	50%	71%	25%	48%	33%	46%
% in 0 - 6 months (goal=98%)	78%	61%	100%	82%	100%	33%	79%	91%	58%	62%	78%	64%
% in 0 - 9 months (goal=100%)	78%	78%	100%	82%	100%	50%	79%	100%	92%	100%	100%	82%
2025: # of Cases Resolved	17	10	22	18								
Median Age (days)	108	113	119	156								
% in 0 - 4 months (goal=90%)	53%	50%	55%	39%								
% in 0 - 6 months (goal=98%)	88%	90%	68%	61%								
% in 0 - 9 months (goal=100%)	94%	100%	73%	74%								

Age = time between filing and resolution. Suspense time on warrant, appeal or stay status is excluded.

Table 3-A. Monthly Juvenile Offense Pending Caseload

King County Superior Court

	Jan	Feb	Mar	Apr	May	Jun	Jul	Aug	Sep	Oct	Nov	Dec
All Cases												
2022	264	268	233	254	227	256	265	262	256	261	290	301
2023	284	276	334	337	335	309	313	311	299	290	286	302
2024	347	373	369	388	408	448	447	442	408	392	400	417
2025	449	456	496	466								
Felony												
2022	167	173	169	190	173	189	192	195	186	180	210	224
2023	218	213	258	260	257	237	244	244	244	233	233	238
2024	279	295	293	314	323	348	356	343	315	300	300	314
2025	337	337	372	348								
Misdemeanor												
2022	59	54	50	49	38	51	58	57	63	73	78	75
2023	66	62	72	73	73	67	63	61	47	51	47	56
2024	63	69	71	68	78	94	89	98	92	92	100	103
2025	112	119	124	118								
Other												
2022	38	41	14	15	16	16	15	10	7	8	2	2
2023	0	1	4	4	5	5	6	6	8	6	6	8
2024	9	9	5	6	7	6	2	1	1	0	0	0
2025	0	0	0	0								

The pending caseload is total number of active cases, excluding cases on warrant/appeal/stay status.

Table 3-B. Month-to-Month Change (%) in Juvenile Offense Pending Caseload

King County Superior Court

	Jan	Feb	Mar	Apr	May	Jun	Jul	Aug	Sep	Oct	Nov	Dec
All Cases												
2022	-7.7%	+1.5%	-13.1%	+9.0%	-10.6%	+12.8%	+3.5%	-1.1%	-2.3%	+2.0%	+11.1%	+3.8%
2023	-5.6%	-2.8%	+21.0%	+0.9%	-0.6%	-7.8%	+1.3%	-0.6%	-3.9%	-3.0%	-1.4%	+5.6%
2024	+14.9%	+7.5%	-1.1%	+5.1%	+5.2%	+9.8%	-0.2%	-1.1%	-7.7%	-3.9%	+2.0%	+4.3%
2025	+7.7%	+1.6%	+8.8%	-6.0%								
Felony												
2022	-5.6%	+3.6%	-2.3%	+12.4%	-8.9%	+9.2%	+1.6%	+1.6%	-4.6%	-3.2%	+16.7%	+6.7%
2023	-2.7%	-2.3%	+21.1%	+0.8%	-1.2%	-7.8%	+3.0%	0.0%	0.0%	-4.5%	0.0%	+2.1%
2024	+17.2%	+5.7%	-0.7%	+7.2%	+2.9%	+7.7%	+2.3%	-3.7%	-8.2%	-4.8%	0.0%	+4.7%
2025	+7.3%	0.0%	+10.4%	-6.5%								
Misdemeanor												
2022	-16.9%	-8.5%	-7.4%	-2.0%	-22.4%	+34.2%	+13.7%	-1.7%	+10.5%	+15.9%	+6.8%	-3.8%
2023	-12.0%	-6.1%	+16.1%	+1.4%	0.0%	-8.2%	-6.0%	-3.2%	-23.0%	+8.5%	-7.8%	+19.1%
2024	+12.5%	+9.5%	+2.9%	-4.2%	+14.7%	+20.5%	-5.3%	+10.1%	-6.1%	0.0%	+8.7%	+3.0%
2025	+8.7%	+6.3%	+4.2%	-4.8%								

The pending caseload is total number of active cases, excluding cases on warrant/appeal/stay status.

Table 3-C. Age (days) of Pending Juvenile Offense Cases

King County Superior Court

	Jan	Feb	Mar	Apr	May	Jun	Jul	Aug	Sep	Oct	Nov	Dec
All Cases												
2024: # of Pending Cases	347	373	369	388	408	448	447	442	408	392	400	417
Median Age (days)	92	81	89	147	107	103	102	116	105	111	107	97
# of cases within 0 - 2 mo.	125	157	127	126	135	134	149	134	115	109	131	151
# of cases within 3 - 4 mo.	87	79	98	111	94	117	109	93	111	100	90	78
# of cases within 5 - 6 mo.	51	57	54	51	70	85	60	73	57	59	63	75
# of cases within 7 - 9 mo.	40	39	40	48	54	53	66	69	52	51	42	42
# of cases > 9 mo.	44	41	50	52	55	59	63	73	73	73	74	71
2025: # of Pending Cases	449	456	496	466								
Median Age (days)	88	102	111	119								
# of cases within 0 - 2 mo.	166	131	135	144								
# of cases within 3 - 4 mo.	95	124	141	90								
# of cases within 5 - 6 mo.	58	54	75	95								
# of cases within 7 - 9 mo.	55	63	63	56								
# of cases > 9 mo.	75	84	82	81								
Felony												
2024: # of Pending Cases	279	295	293	314	323	348	356	343	315	300	300	314
Median Age (days)	92	85	89	140	107	104	104	117	103	107	107	98
# of cases within 0 - 2 mo.	101	121	97	102	111	101	114	103	91	86	91	112
# of cases within 3 - 4 mo.	68	61	79	90	68	89	91	70	83	76	74	62
# of cases within 5 - 6 mo.	45	48	44	41	56	66	46	57	46	43	46	55
# of cases within 7 - 9 mo.	33	34	35	40	46	44	53	53	38	40	34	35
# of cases > 9 mo.	32	31	38	41	42	48	52	60	57	55	55	50
2025: # of Pending Cases	337	337	372	348								
Median Age (days)	100	102	110	120								
# of cases within 0 - 2 mo.	124	92	104	110								
# of cases within 3 - 4 mo.	68	97	106	64								
# of cases within 5 - 6 mo.	50	41	55	73								
# of cases within 7 - 9 mo.	41	46	47	42								
# of cases > 9 mo.	54	61	60	59								
Misdemeanor												
2024: # of Pending Cases	63	63	71	68	78	94	89	98	92	92	100	103
Median Age (days)	85	85	76	180	111	98	93	95	111	117	106	85
# of cases within 0 - 2 mo.	23	23	28	22	21	31	35	21	24	23	40	39
# of cases within 3 - 4 mo.	18	18	18	19	24	25	16	23	28	24	16	16
# of cases within 5 - 6 mo.	4	4	10	10	13	18	14	15	10	16	17	20
# of cases within 7 - 9 mo.	6	6	3	7	8	9	13	16	14	11	8	7
# of cases > 9 mo.	12	12	12	10	12	11	11	13	16	18	19	21
2025: # of Pending Cases	112	119	124	118								
Median Age (days)	81	108	117	119								
# of cases within 0 - 2 mo.	42	39	31	34								
# of cases within 3 - 4 mo.	27	27	35	26								
# of cases within 5 - 6 mo.	8	13	20	22								
# of cases within 7 - 9 mo.	14	17	16	14								
# of cases > 9 mo.	21	23	22	22								

Age = time between filing and the end of the reporting month. Suspense time on warrant, appeal or stay status is excluded.