



# King County

Department of Judicial Administration

*Catherine Cornwall*

*Director and Superior Court Clerk*

(206) 296-9300 (206) 296-0100 TTY/TDD

King County Superior Court

## Criminal Department Statistical Report

May 2026

Department of Judicial Administration

Prepared by: Shiquan Liao, Ph.D., Statistician

June 15, 2026

**Report #: CRM-2026-05**

*Seattle Courthouse*  
516 Third Avenue Room E609  
Seattle, WA 98104-2386

*Maleng Regional Justice Center*  
401 Fourth Avenue North Room 2C  
Kent, WA 98032-4429

*Clark Children and Family  
Justice Center*  
1211 East Alder Room 3015  
Seattle, WA 98122-5598

## Criminal Statistics Summary

- **Filings**

A total of 423 criminal cases were filed in May 2026. Of the 423 cases filed in the month, 39% were MRJC cases. In 2026, the court received 411 criminal cases on average per month. This compares with a monthly average of 523, 563, 515, 392, 417, 413, 437, and 438 cases in 2018, 2019, 2020, 2021, 2022, 2023, 2024, and 2025 respectively.

- **Resolutions**

In May 2026, the court resolved 461 criminal cases. Of the 461 cases resolved, 40% were MRJC cases. In 2026, the court resolved 437 criminal cases each month on average. This resolution volume compares with 481, 494, 352, 476, 398, 455, 452, and 474 cases on average per month in 2018, 2019, 2020, 2021, 2022, 2023, 2024, and 2025 respectively.

- **Pending Caseload**

At the end of May 2026, the active pending criminal caseload was 3,776 cases, including criminal RALJ cases. Of the 3,776 criminal cases pending, 45% were MRJC cases. The breakdown of the 3,776 pending cases by crime category was: homicide (n=214), sex crime (n=452), robbery (n=164), aggravated assault (n=754), burglary/theft (n=1,165), motor vehicle theft (n=119), controlled substances – non-drug court (n=181), drug court (n=96), other felonies (n=571), and RALJ (n=60). When compared to January 2020 (before the pandemic), the number of homicide cases pending has more than doubled from 97 in January 2020 to 214 in April 2026. The number of pending sex crime cases is 20% higher than it was in January 2020. Conversely, the number of pending controlled substance cases (non-Drug Court) has dropped 64% since January 2020.

- **Age of Pending Cases**

The median age (age for half of the pending cases) of pending cases is shown in Table 6. The median age of all active pending cases at the end of May 2026 was 244 days. At the end of May 2026, 1,712 cases remained as active (unresolved) after 9 months since filing. Table 6 shows the number of active pending cases within pre-defined age intervals.

**Conclusion: In 2026, the court received 411 criminal cases on average per month. In the same period, the court resolved 437 criminal cases monthly. The pending criminal caseload (including RALJ) for both SEA and the MRJC was 3,776 cases at the end of May 2026, 45% of the total pending criminal caseload being MRJC cases.**

## Terminology

### **Age of Pending Case**

Time (days) from filing to resolution, less suspense time if applicable.

### **Age of Resolved Case**

Time (days) from filing to resolution, less suspense time if applicable.

### **End Pending**

Number of pending cases at the end of reporting period.

### **Net Change in Pending**

The change in number of pending cases (end pending minus previous pending).

### **Pending Case**

A case is defined as pending if it is unresolved and not on suspense status.

### **Previous Pending**

Number of pending cases at the beginning of reporting period.

### **Reactivated Case**

A case returns to active from suspense status during the reporting period.

### **Resolution**

A case is resolved if all issues in the complaint are fully adjudicated. However, a drug court case is reported as resolved only when dispositive document is also filed (completed).

### **Resolution Category**

Five resolution categories are used to report resolution of criminal cases: jury trial (CVJV, AQJV), non-jury trial (CVCT, AQCT), guilty plea (GP, GPAT, GPJT), dismissal (DSM), and other (all other resolution codes). For criminal RALJ cases, the resolution categories are: RALJ decision (CDTA, CDTM, CDTR), dismissal (DSRM), and others (any other resolution codes).

### **Suspended Case**

A case is placed in suspense status (removing from active) during the reporting period.

### **Suspense Status**

A case is said to be on suspense status if it is on warrant or appeal.

### **Suspense Time**

Time (days) a case is on suspense status.

Figure 1. Number of Criminal Filings, Resolutions and Pending Caseload by Month

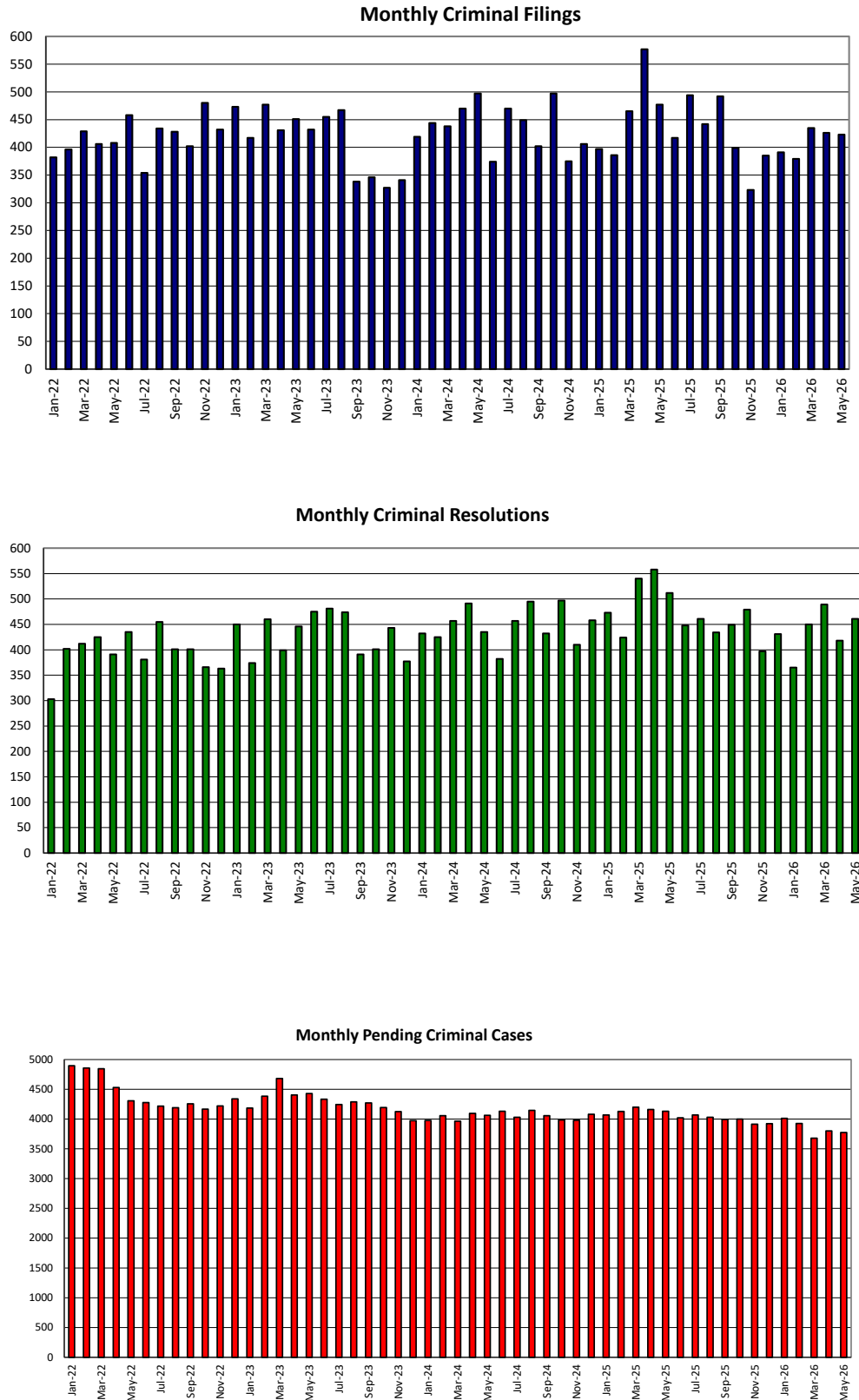


Figure 2. Crime Category as a Percentage of Total Filings by Year

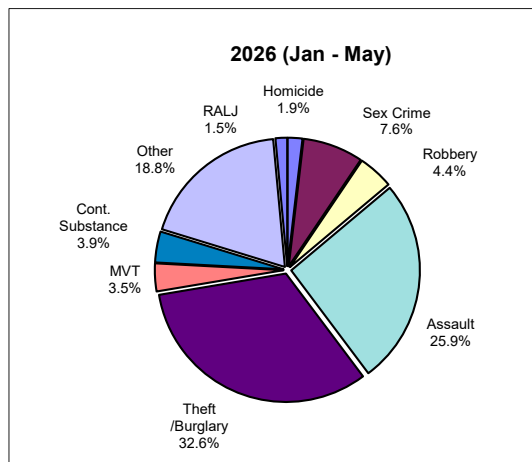
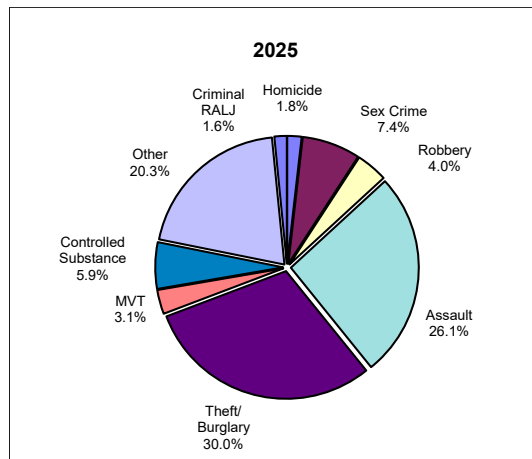
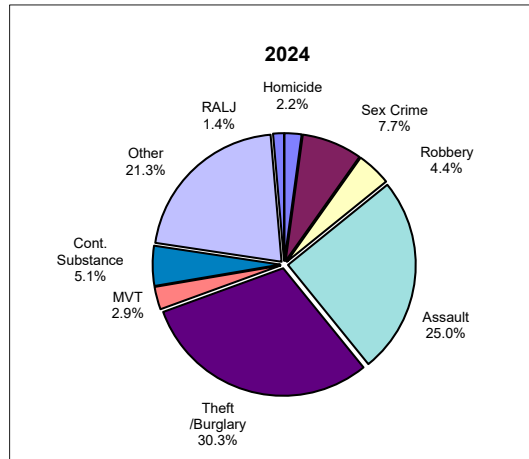


Table 1. Monthly Criminal New Filings by Crime Category  
King County Superior Court

Crime Category	Jan	Feb	Mar	Apr	May	Jun	Jul	Aug	Sep	Oct	Nov	Dec
<b>Total</b>												
2023	473	417	477	431	451	432	455	467	338	346	327	341
2024	413	444	438	470	497	374	470	449	402	497	375	406
2025	397	386	465	577	477	417	494	442	492	399	323	385
2026	391	379	435	426	423							
<b>Homicide</b>												
2023	6	10	7	9	13	10	9	6	8	8	6	5
2024	5	9	15	2	14	7	14	8	9	12	6	12
2025	6	8	5	12	7	4	9	9	7	6	10	8
2026	4	7	7	9	11							
<b>Sex Crime*</b>												
2023	32	13	28	19	26	23	25	24	19	21	29	34
2024	27	35	33	52	54	36	28	27	30	40	15	24
2025	34	35	26	49	40	32	33	32	33	31	27	13
2026	28	33	33	31	31							
<b>Robbery</b>												
2023	26	15	15	17	14	24	9	25	10	17	19	20
2024	19	13	24	21	28	10	18	25	20	25	11	15
2025	9	11	18	25	13	20	19	15	17	24	13	23
2026	22	15	15	20	19							
<b>Aggravated Assault</b>												
2023	97	78	110	113	111	102	121	109	77	94	89	103
2024	112	116	110	92	140	85	128	136	95	104	103	89
2025	94	100	130	139	123	109	105	107	106	116	95	127
2026	105	101	106	116	104							
<b>Burglary/Theft /Larceny</b>												
2023	161	153	162	143	135	140	120	113	85	107	79	101
2024	109	125	134	161	109	120	155	120	101	195	123	134
2025	114	117	138	161	166	144	185	131	167	99	61	102
2026	139	126	134	122	148							
<b>Motor Vehicle Theft</b>												
2023	12	9	4	11	15	15	21	7	9	6	6	6
2024	13	8	7	22	11	10	14	13	9	16	12	16
2025	14	7	19	12	13	13	14	19	31	8	6	3
2026	8	20	13	10	21							
<b>Controlled Substance</b>												
2023	36	37	35	18	34	17	24	41	15	9	13	4
2024	14	14	25	24	16	23	17	34	37	21	20	20
2025	43	30	35	41	32	12	23	20	16	23	19	11
2026	12	14	19	18	17							
<b>Other*</b>												
2023	96	98	113	97	100	96	124	136	111	81	76	61
2024	115	118	85	90	109	78	88	84	98	78	78	93
2025	77	70	83	133	75	78	95	104	109	84	87	93
2026	64	60	99	95	68							
<b>Criminal RAJ</b>												
2023	7	4	3	4	3	5	2	6	4	3	10	7
2024	5	6	5	6	16	5	8	2	3	6	7	3
2025	6	8	11	5	8	5	11	5	6	8	5	4
2026	9	2	9	5	4							
<b>MRJC Filing as % of Total</b>												
2023	38%	31%	29%	37%	31%	31%	35%	35%	36%	37%	41%	50%
2024	42%	47%	45%	36%	48%	44%	46%	41%	40%	44%	40%	38%
2025	48%	39%	33%	39%	41%	36%	39%	44%	43%	35%	36%	39%
2026	36%	38%	35%	35%	39%							

The highest crime category in a case's history is used to classify cases. For example, a case charged with homicide at any time in the case's history is reported as a homicide regardless of whether the charge is reduced at resolution.

(\*) Starting January 2021, "failure to register as sex offender" cases are in the "other" category instead of in the "sex crime" category. This change was made in line with the reporting categories by Washington State Administrative Office of the Courts.

Table 2. Monthly Criminal Case Resolutions by Crime Category  
King County Superior Court

Crime Category	Jan	Feb	Mar	Apr	May	Jun	Jul	Aug	Sep	Oct	Nov	Dec
<b>Total</b>												
2023	450	374	460	399	446	475	481	474	391	401	443	377
2024	432	425	457	491	435	382	457	495	432	497	410	458
2025	473	424	540	558	512	448	461	434	449	479	397	431
2026	365	450	489	418	461							
<b>Homicide</b>												
2023	9	4	10	6	14	12	13	7	12	11	12	14
2024	2	10	12	8	3	8	8	6	5	11	6	9
2025	10	15	8	8	11	8	6	3	5	8	9	8
2026	7	8	7	4	8							
<b>Sex Crime</b>												
2023	19	17	28	26	23	36	25	35	29	39	27	23
2024	27	32	30	26	29	36	40	37	29	46	20	24
2025	30	29	46	45	33	33	26	33	35	23	30	29
2026	20	31	42	23	31							
<b>Robbery</b>												
2023	9	12	22	16	26	31	21	33	28	20	16	16
2024	19	27	17	26	23	13	22	30	19	25	16	25
2025	26	16	21	19	23	25	19	17	17	20	18	18
2026	17	22	21	21	19							
<b>Aggravated Assault</b>												
2023	62	63	126	106	125	110	94	114	86	101	115	94
2024	108	101	106	130	113	115	109	141	117	119	120	127
2025	117	97	145	147	136	106	116	93	113	130	84	106
2026	95	135	120	112	103							
<b>Burglary/Theft /Larceny</b>												
2023	123	78	129	120	138	142	149	135	96	90	96	110
2024	122	117	136	135	125	94	134	120	129	133	105	131
2025	146	138	135	176	129	145	138	152	129	148	106	131
2026	101	118	129	115	134							
<b>Motor Vehicle Theft</b>												
2023	9	7	13	8	6	15	11	14	13	10	11	10
2024	10	11	13	10	13	6	5	10	8	13	11	8
2025	21	11	15	20	6	16	15	10	16	17	12	9
2026	13	6	14	9	21							
<b>Controlled Substance</b>												
2023	46	21	22	12	19	23	26	28	21	23	54	22
2024	32	37	43	29	21	26	37	24	35	32	36	47
2025	21	13	43	28	34	26	31	19	25	22	24	27
2026	16	33	27	28	34							
<b>Drug Court</b>												
2023	8	20	7	11	5	6	14	21	21	22	19	4
2024	20	17	9	23	13	9	5	9	4	1	8	0
2025	10	9	5	11	29	8	23	15	18	8	25	2
2026	16	9	5	8	19							
<b>Other</b>												
2023	159	151	99	92	86	95	127	83	82	82	87	77
2024	86	67	80	99	89	74	93	99	80	113	84	81
2025	88	92	114	102	107	78	80	90	89	98	83	91
2026	68	84	105	92	89							
<b>Criminal RAJ</b>												
2023	6	1	4	2	4	5	1	4	3	3	6	7
2024	6	6	11	5	6	1	4	19	6	4	4	6
2025	4	4	8	2	4	3	7	2	2	5	6	10
2026	12	4	19	6	3							
<b>MRJC as % of Total</b>												
2023	39%	37%	44%	45%	39%	43%	39%	35%	40%	38%	37%	39%
2024	39%	40%	35%	38%	46%	39%	38%	39%	40%	40%	34%	34%
2025	38%	39%	39%	38%	37%	36%	36%	37%	37%	40%	33%	43%
2026	37%	34%	45%	40%	40%							

“Controlled Substance” are drug related cases that have never been accepted into drug court.  
“Drug Court” are cases that have been formally accepted into drug court (identified by orders).

Table 3. Number of Cases Resolved and Resolution Category  
King County Superior Court

Crime Category	May 2025	Jun 2025	Jul 2025	Aug 2025	Sep 2025	Oct 2025	Nov 2025	Dec 2025	Jan 2026	Feb 2026	Mar 2026	Apr 2026	May 2026
<b>Homicide</b>	<b>11</b>	<b>8</b>	<b>6</b>	<b>3</b>	<b>5</b>	<b>8</b>	<b>9</b>	<b>8</b>	<b>7</b>	<b>8</b>	<b>7</b>	<b>4</b>	<b>8</b>
Resolved by Jury Trial	0	1	2	0	0	3	2	4	0	1	4	2	1
Resolved by Non-Jury Trial	0	0	0	0	0	0	0	0	0	0	0	0	0
Resolved by Guilty Plea	10	5	3	2	4	3	6	3	5	4	1	1	6
Dismissal	1	2	1	1	1	2	1	1	2	3	0	1	0
Others	0	0	0	0	0	0	0	0	0	0	2	0	1
<b>Sex Crime**</b>	<b>33</b>	<b>33</b>	<b>26</b>	<b>33</b>	<b>35</b>	<b>23</b>	<b>30</b>	<b>29</b>	<b>20</b>	<b>31</b>	<b>42</b>	<b>23</b>	<b>31</b>
Resolved by Jury Trial	0	3	2	2	2	1	2	1	2	2	1	2	4
Resolved by Non-Jury Trial	0	0	0	0	0	0	0	0	0	0	0	0	0
Resolved by Guilty Plea	25	22	17	19	25	16	22	22	12	20	31	14	19
Dismissal	8	8	6	12	8	6	6	6	6	7	9	7	8
Others	0	0	1	0	0	0	0	0	0	2	1	0	0
<b>Robbery</b>	<b>23</b>	<b>25</b>	<b>19</b>	<b>17</b>	<b>17</b>	<b>20</b>	<b>18</b>	<b>18</b>	<b>17</b>	<b>22</b>	<b>21</b>	<b>21</b>	<b>19</b>
Resolved by Jury Trial	0	0	2	1	0	0	0	0	0	0	0	0	0
Resolved by Non-Jury Trial	0	0	1	0	0	0	0	0	0	0	0	0	0
Resolved by Guilty Plea	20	22	14	11	12	15	12	18	9	15	12	15	16
Dismissal	3	3	2	5	5	5	4	0	8	7	8	4	3
Others	0	0	0	0	0	0	2	0	0	0	1	2	0
<b>Aggravated Assault</b>	<b>136</b>	<b>106</b>	<b>116</b>	<b>93</b>	<b>113</b>	<b>130</b>	<b>84</b>	<b>106</b>	<b>95</b>	<b>135</b>	<b>120</b>	<b>112</b>	<b>103</b>
Resolved by Jury Trial	3	4	4	3	4	3	4	5	3	3	2	1	3
Resolved by Non-Jury Trial	0	0	0	0	0	0	0	0	0	0	0	0	0
Resolved by Guilty Plea	95	67	82	56	77	91	58	79	57	90	83	83	73
Dismissal	38	35	30	34	32	36	17	22	35	36	35	23	27
Others	0	0	0	0	0	0	5	0	0	6	0	5	0
<b>Burglary/Theft/Larceny</b>	<b>129</b>	<b>145</b>	<b>138</b>	<b>152</b>	<b>129</b>	<b>148</b>	<b>106</b>	<b>131</b>	<b>101</b>	<b>118</b>	<b>129</b>	<b>115</b>	<b>134</b>
Resolved by Jury Trial	2	1	1	2	0	2	3	2	0	2	3	0	2
Resolved by Non-Jury Trial	1	0	0	0	0	0	1	0	0	0	0	0	0
Resolved by Guilty Plea	98	95	103	116	96	113	82	102	78	87	95	81	91
Dismissal	28	49	34	34	33	31	17	27	22	28	28	31	39
Others	0	0	0	0	0	2	3	0	1	1	3	3	2
<b>Motor Vehicle Theft</b>	<b>6</b>	<b>16</b>	<b>15</b>	<b>10</b>	<b>16</b>	<b>17</b>	<b>12</b>	<b>9</b>	<b>13</b>	<b>6</b>	<b>14</b>	<b>9</b>	<b>21</b>
Resolved by Jury Trial	0	0	0	0	0	0	0	0	0	0	0	0	0
Resolved by Non-Jury Trial	0	0	0	0	0	0	0	0	0	0	0	0	0
Resolved by Guilty Plea	6	12	9	8	13	6	6	5	9	4	12	9	11
Dismissal	0	4	6	2	3	11	3	4	4	1	2	0	9
Others	0	0	0	0	0	0	3	0	0	1	0	0	1
<b>Controlled Substance</b>	<b>34</b>	<b>26</b>	<b>31</b>	<b>19</b>	<b>25</b>	<b>22</b>	<b>24</b>	<b>27</b>	<b>16</b>	<b>33</b>	<b>27</b>	<b>28</b>	<b>34</b>
Resolved by Jury Trial	0	0	0	0	0	0	0	0	0	0	0	0	1
Resolved by Non-Jury Trial	0	0	0	0	0	0	0	0	0	0	0	0	0
Resolved by Guilty Plea	30	19	28	12	19	17	18	23	10	22	14	19	13
Dismissal	4	7	3	6	6	4	2	4	5	8	10	7	20
Others	0	0	0	1	0	1	4	0	1	3	3	2	0
<b>Drug Court</b>	<b>29</b>	<b>8</b>	<b>23</b>	<b>15</b>	<b>18</b>	<b>8</b>	<b>25</b>	<b>2</b>	<b>16</b>	<b>9</b>	<b>5</b>	<b>8</b>	<b>19</b>
Resolved by Non-Jury Trial	0	1	0	1	0	0	3	0	0	0	1	0	6
Resolved by Guilty Plea	9	2	7	5	4	5	3	2	4	4	1	6	7
Dismissal	20	5	16	9	14	3	19	0	12	5	3	2	6
Others	0	0	0	0	0	0	0	0	0	0	0	0	0
<b>Other**</b>	<b>107</b>	<b>78</b>	<b>80</b>	<b>90</b>	<b>89</b>	<b>98</b>	<b>83</b>	<b>91</b>	<b>68</b>	<b>84</b>	<b>105</b>	<b>92</b>	<b>89</b>
Resolved by Jury Trial	0	0	1	0	3	1	0	1	2	3	3	1	0
Resolved by Non-Jury Trial	0	0	0	0	0	0	0	0	0	0	1	0	0
Resolved by Guilty Plea	74	61	54	58	53	60	58	65	50	47	69	59	61
Dismissal	33	17	24	31	33	34	24	25	16	33	31	32	28
Others	0	0	1	1	0	3	1	0	0	1	1	0	0
<b>Criminal RALJ</b>	<b>4</b>	<b>3</b>	<b>7</b>	<b>2</b>	<b>2</b>	<b>5</b>	<b>6</b>	<b>10</b>	<b>12</b>	<b>4</b>	<b>19</b>	<b>6</b>	<b>3</b>
RALJ Decision	2	2	4	1	1	4	5	7	2	3	9	3	2
Dismissal	2	1	3	1	1	1	1	3	9	1	4	3	1
Others	0	0	0	0	0	0	0	0	1	0	6	0	0

(\*) "Controlled Substance" are drug related cases that have never been accepted into drug court.  
"Drug Court" are cases that have been formally accepted into drug court (identified by orders).

(\*\*) Starting January 2021, "failure to register as sex offender" cases are in the "other" category instead of in the "sex crime" category. This change was made in line with the reporting categories by Washington State Administrative Office of the Courts.

Table 4. Age (days) of Resolved Cases  
King County Superior Court

Crime Category	May 2025	Jun 2025	Jul 2025	Aug 2025	Sep 2025	Oct 2025	Nov 2025	Dec 2025	Jan 2026	Feb 2026	Mar 2026	Apr 2026	May 2026
<b>All Resolutions (excl. RALJ)</b>													
Number of Resolutions	512	448	461	434	449	479	397	431	365	450	489	418	461
50% Cases Resolved by Day	192	195	195	164	192	188	221	174	195	195	216	190	225
Average Days to Resolution	290	269	340	304	314	429	596	253	330	458	466	448	379
<b>Homicide*</b>													
Number of Resolutions	11	8	6	3	5	8	9	8	7	8	7	4	8
50% Cases Resolved by Day	727	522	409	524	614	584	818	699	649	809	892	695	750
Average Days to Resolution	772	550	463	476	710	539	869	901	704	986	2162	633	1829
<b>Sex Crime**</b>													
Number of Resolutions	33	33	26	33	35	23	30	29	20	31	42	23	31
50% Cases Resolved by Day	374	463	421	334	497	564	476	294	472	456	460	363	466
Average Days to Resolution	435	481	758	418	492	596	432	368	439	598	670	388	519
<b>Robbery</b>													
Number of Resolutions	23	25	19	17	17	20	18	18	17	22	21	21	19
50% Cases Resolved by Day	151	235	137	187	161	153	198	171	168	184	252	217	209
Average Days to Resolution	284	249	173	258	232	235	1291	317	287	298	793	1245	274
<b>Aggravated Assault</b>													
Number of Resolutions	136	106	116	93	113	130	84	106	95	135	120	112	103
50% Cases Resolved by Day	120	128	124	120	135	124	116	134	156	147	127	165	183
Average Days to Resolution	207	181	238	179	203	186	456	201	234	511	182	385	252
<b>Burglary/Theft/Larceny</b>													
Number of Resolutions	129	145	138	152	129	148	106	131	101	118	129	115	134
50% Cases Resolved by Day	191	243	201	213	232	234	241	167	198	178	288	210	243
Average Days to Resolution	252	316	267	291	377	524	454	238	342	331	460	490	444
<b>Motor Vehicle Theft</b>													
Number of Resolutions	6	16	15	10	16	17	12	9	13	6	14	9	21
50% Cases Resolved by Day	101	132	227	218	259	65	268	258	185	195	224	182	296
Average Days to Resolution	149	234	339	228	303	234	943	263	185	1345	292	243	641
<b>Controlled Substance</b>													
Number of Resolutions	34	26	31	19	25	22	24	27	16	33	27	28	34
50% Cases Resolved by Day	174	150	138	145	140	173	240	229	284	278	335	126	18
Average Days to Resolution	252	291	187	1407	212	871	2239	286	948	596	1456	909	113
<b>Drug Court</b>													
Number of Resolutions	29	8	23	15	18	8	25	2	16	9	5	8	19
50% Cases Resolved by Day	708	497	888	378	804	1224	774	606	538	561	390	410	443
Average Days to Resolution	834	545	949	436	711	1221	724	606	663	628	456	404	643
<b>Other**</b>													
Number of Resolutions	107	78	80	90	89	98	83	91	68	84	105	92	89
50% Cases Resolved by Day	161	126	181	123	152	160	141	159	158	167	206	156	184
Average Days to Resolution	219	164	395	171	236	476	257	205	218	365	351	194	256
<b>Criminal RALJ</b>													
Number of Resolutions	4	3	7	2	2	5	6	10	12	4	19	6	3
50% Cases Resolved by Day	446	212	288	194	330	184	255	306	163	261	175	295	266
Average Days to Resolution	390	203	296	194	330	262	289	317	185	311	215	262	305

“Controlled Substance” are drug related cases that have never been accepted into drug court.

“Drug Court” are cases that have been formally accepted into drug court (identified by orders).

(\*) Due to small number of resolutions in this category, the age statistics for homicides are expected to vary considerably.

(\*\*) Starting January 2021, “failure to register as sex offender” cases are in the “other” category instead of in the “sex crime” category. This change was made in line with the reporting categories by Washington State Administrative Office of the Courts.

Table 5. Pending Criminal Cases  
King County Superior Court

Crime Category	May 2025	Jun 2025	Jul 2025	Aug 2025	Sep 2025	Oct 2025	Nov 2025	Dec 2025	Jan 2026	Feb 2026	Mar 2026	Apr 2026	May 2026
<b>Total</b>													
Previous Pending	4161	4131	4021	4069	4032	3995	4000	3915	3923	4013	3928	3680	3802
New Filing	477	417	494	442	492	399	323	385	391	379	435	426	423
Resolved	512	448	461	434	449	479	397	431	365	450	489	418	461
<b>End Pending</b>	<b>4131</b>	<b>4021</b>	<b>4069</b>	<b>4032</b>	<b>3995</b>	<b>4000</b>	<b>3915</b>	<b>3923</b>	<b>4013</b>	<b>3928</b>	<b>3680</b>	<b>3802</b>	<b>3776</b>
<b>Homicide</b>													
Previous Pending	215	209	203	211	214	214	216	217	216	218	212	208	212
New Filing	7	4	9	9	7	6	10	8	4	7	7	9	11
Resolved	11	8	6	3	5	8	9	8	7	8	7	4	8
<b>End Pending</b>	<b>209</b>	<b>203</b>	<b>211</b>	<b>214</b>	<b>214</b>	<b>216</b>	<b>217</b>	<b>216</b>	<b>218</b>	<b>212</b>	<b>208</b>	<b>212</b>	<b>214</b>
<b>Sex Crime*</b>													
Previous Pending	486	492	482	489	486	473	483	473	461	462	458	440	448
New Filing	40	32	33	32	33	31	27	13	28	33	33	31	31
Resolved	33	33	26	33	35	23	30	29	20	31	42	23	31
<b>End Pending</b>	<b>492</b>	<b>482</b>	<b>489</b>	<b>486</b>	<b>473</b>	<b>483</b>	<b>473</b>	<b>461</b>	<b>462</b>	<b>458</b>	<b>440</b>	<b>448</b>	<b>452</b>
<b>Robbery</b>													
Previous Pending	172	169	168	163	166	161	170	164	168	177	169	161	160
New Filing	13	20	19	15	17	24	13	24	22	15	15	20	19
Resolved	23	25	19	17	17	20	18	18	17	22	21	21	19
<b>End Pending</b>	<b>169</b>	<b>168</b>	<b>163</b>	<b>166</b>	<b>161</b>	<b>170</b>	<b>164</b>	<b>168</b>	<b>177</b>	<b>169</b>	<b>161</b>	<b>160</b>	<b>164</b>
<b>Aggravated Assault</b>													
Previous Pending	744	739	733	755	746	724	740	750	773	810	771	729	746
New Filing	123	109	105	107	106	116	95	127	105	101	106	116	104
Resolved	136	106	116	93	113	130	84	106	95	135	120	112	103
<b>End Pending</b>	<b>739</b>	<b>733</b>	<b>755</b>	<b>746</b>	<b>724</b>	<b>740</b>	<b>750</b>	<b>773</b>	<b>810</b>	<b>771</b>	<b>729</b>	<b>746</b>	<b>754</b>
<b>Burglary/Theft/Larceny</b>													
Previous Pending	1273	1311	1248	1258	1223	1230	1185	1161	1147	1202	1192	1109	1164
New Filing	166	144	185	131	167	99	61	102	139	126	134	122	148
Resolved	129	145	138	152	129	148	106	131	101	110	129	115	134
<b>End Pending</b>	<b>1311</b>	<b>1248</b>	<b>1258</b>	<b>1223</b>	<b>1230</b>	<b>1185</b>	<b>1161</b>	<b>1147</b>	<b>1202</b>	<b>1192</b>	<b>1109</b>	<b>1164</b>	<b>1165</b>
<b>Motor Vehicle Theft</b>													
Previous Pending	103	105	112	110	112	120	124	117	120	113	122	121	123
New Filing	13	13	14	19	31	8	6	3	8	20	13	10	21
Resolved	6	16	15	10	16	17	12	9	13	6	14	9	21
<b>End Pending</b>	<b>105</b>	<b>112</b>	<b>110</b>	<b>112</b>	<b>120</b>	<b>124</b>	<b>117</b>	<b>120</b>	<b>113</b>	<b>122</b>	<b>121</b>	<b>123</b>	<b>119</b>
<b>Controlled Substance</b>													
Previous Pending	266	257	240	240	240	229	240	221	204	205	194	174	182
Resolved	34	26	31	19	25	22	24	27	16	33	27	28	34
<b>End Pending</b>	<b>257</b>	<b>240</b>	<b>240</b>	<b>240</b>	<b>229</b>	<b>240</b>	<b>221</b>	<b>204</b>	<b>205</b>	<b>194</b>	<b>174</b>	<b>182</b>	<b>181</b>
<b>Drug Court</b>													
Previous Pending	170	142	137	134	133	124	122	109	117	103	104	105	111
New Enrollment	9	10	19	18	7	9	18	4	7	9	9	15	10
Resolved	29	8	23	15	18	8	25	2	16	9	5	8	19
<b>End Pending</b>	<b>142</b>	<b>137</b>	<b>134</b>	<b>133</b>	<b>124</b>	<b>122</b>	<b>109</b>	<b>117</b>	<b>103</b>	<b>104</b>	<b>105</b>	<b>111</b>	<b>96</b>
<b>Other*</b>													
Previous Pending	671	642	632	639	639	642	639	623	643	652	636	575	597
New Filing	75	78	95	104	109	84	87	93	64	60	99	95	68
Resolved	107	78	80	90	89	98	83	91	68	84	105	92	89
<b>End Pending</b>	<b>642</b>	<b>632</b>	<b>639</b>	<b>639</b>	<b>642</b>	<b>639</b>	<b>623</b>	<b>643</b>	<b>652</b>	<b>636</b>	<b>575</b>	<b>597</b>	<b>571</b>
<b>Criminal RALJ</b>													
Previous Pending	61	65	66	70	73	78	81	80	74	71	70	58	59
New Filing	8	5	11	5	6	8	5	4	9	3	9	5	4
Resolved	4	3	7	2	2	5	6	10	12	4	19	6	3
<b>End Pending</b>	<b>65</b>	<b>66</b>	<b>70</b>	<b>73</b>	<b>78</b>	<b>81</b>	<b>80</b>	<b>74</b>	<b>71</b>	<b>70</b>	<b>58</b>	<b>59</b>	<b>60</b>
<b>Total Pending Caseload</b>													
SEA (%)	56%	56%	56%	56%	55%	56%	55%	56%	56%	54%	54%	55%	55%
MRJC (%)	44%	44%	44%	44%	45%	44%	45%	44%	44%	46%	46%	45%	45%

(\*) Starting January 2021, "failure to register as sex offender" cases are in the "other" category instead of in the "sex crime" category. This change was made in line with the reporting categories by Washington State Administrative Office of the Courts.

Table 6. Age (days) of Pending Cases  
King County Superior Court

Crime Category	May 2025	Jun 2025	Jul 2025	Aug 2025	Sep 2025	Oct 2025	Nov 2025	Dec 2025	Jan 2026	Feb 2026	Mar 2026	Apr 2026	May 2026
<b>All Pending (excl. RALJ)</b>													
Number of Pending Cases	4131	4021	4069	4032	3995	4000	3915	3923	4013	3928	3680	3802	3776
Median Days (50%tile)	179	183	176	185	188	190	196	198	198	207	218	204	244
Average Days	287	293	291	294	296	294	300	303	303	310	312	335	379
<b>Homicide</b>													
Number of Pending Cases	209	203	211	214	214	216	217	216	218	212	208	212	214
Median Days (50%tile)	374	390	402	405	426	439	433	448	451	453	460	479	537
Average Days	459	474	476	492	512	518	518	514	521	522	538	541	588
<b>Sex Crime*</b>													
Number of Pending Cases	492	482	489	486	473	483	473	461	462	458	440	448	452
Median Days (50%tile)	283	290	269	261	250	248	252	265	282	290	298	293	326
Average Days	356	355	352	357	356	353	353	373	383	389	367	365	398
<b>Robbery</b>													
Number of Pending Cases	169	168	163	166	161	170	164	168	177	169	161	160	164
Median Days (50%tile)	209	180	162	160	176	161	163	165	155	170	187	174	214
Average Days	266	261	273	276	293	274	277	263	246	254	261	254	290
<b>Aggravated Assault</b>													
Number of Pending Cases	739	733	755	746	724	740	750	773	810	771	729	746	754
Median Days (50%tile)	123	131	122	132	134	130	140	136	136	138	155	142	170
Average Days	213	220	210	218	225	216	223	219	213	218	233	226	279
<b>Burglary/Theft/Larceny</b>													
Number of Pending Cases	1311	1248	1258	1223	1230	1185	1161	1147	1202	1192	1109	1164	1165
Median Days (50%tile)	172	180	182	181	181	180	193	199	192	201	215	196	234
Average Days	265	269	266	268	267	267	278	286	282	285	292	285	364
<b>Motor Vehicle Theft</b>													
Number of Pending Cases	105	112	110	112	120	124	117	120	113	122	121	123	119
Median Days (50%tile)	184	201	204	220	155	179	182	184	215	195	215	206	215
Average Days	279	278	270	278	242	248	268	274	313	283	288	377	373
<b>Controlled Substance</b>													
Number of Pending Cases	257	240	240	240	229	240	221	204	205	194	174	182	181
Median Days (50%tile)	115	134	139	161	176	194	222	237	228	213	229	235	271
Median Days (50%tile)	308	332	403	349	373	373	404	430	429	498	464	933	738
<b>Drug Court</b>													
Number of Pending Cases	142	137	134	133	124	122	109	117	103	104	105	111	96
Median Days (50%tile)	608	655	526	549	553	541	487	504	529	553	575	548	592
Average Days	709	739	681	700	716	683	672	673	705	716	719	686	732
<b>Other*</b>													
Number of Pending Cases	642	632	639	639	642	639	623	643	652	636	575	597	571
Median Days (50%tile)	139	145	137	151	154	152	146	140	149	165	158	143	195
Average Days	223	228	226	231	231	233	236	229	239	243	234	242	310
<b>Criminal RALJ</b>													
Number of Pending Cases	65	66	70	73	78	81	80	74	71	70	58	59	60
Median Days (50%tile)	135	132	133	160	178	179	191	185	216	230	213	210	212
Average Days	171	185	175	192	204	212	223	231	240	254	262	269	279

"Controlled Substance" are drug related cases that have never been accepted into drug court.

"Drug Court" are cases that have been formally accepted into drug court (identified by orders).

(\* Starting January 2021, "failure to register as sex offender" cases are in the "other" category instead of in the "sex crime" category. This change was made in line with the reporting categories by Washington State Administrative Office of the Courts.

Table 7. Age Intervals of Pending Criminal Cases  
King County Superior Court

Crime Category	May 2025	Jun 2025	Jul 2025	Aug 2025	Sep 2025	Oct 2025	Nov 2025	Dec 2025	Jan 2026	Feb 2026	Mar 2026	Apr 2026	May 2026
<b>Total # Cases</b>	<b>4131</b>	<b>4021</b>	<b>4069</b>	<b>4032</b>	<b>3995</b>	<b>4000</b>	<b>3915</b>	<b>3923</b>	<b>4013</b>	<b>3928</b>	<b>3680</b>	<b>3802</b>	<b>3776</b>
0 - 120 days (0 - 4 months)	1581	1525	1571	1454	1420	1453	1348	1335	1356	1285	1199	1365	1159
121-180 days (5 - 6 months)	504	469	479	515	503	486	501	501	542	491	387	389	390
181-270 days (7 - 9 months)	533	527	533	573	584	598	576	565	548	566	560	541	515
> 270 days (> 9 months)	1513	1500	1486	1490	1488	1463	1490	1522	1567	1586	1534	1507	1712
<b>Homicide # Cases</b>	<b>209</b>	<b>203</b>	<b>211</b>	<b>214</b>	<b>214</b>	<b>216</b>	<b>217</b>	<b>216</b>	<b>218</b>	<b>212</b>	<b>208</b>	<b>212</b>	<b>214</b>
0 - 120 days (0 - 4 months)	37	31	35	33	30	31	31	32	33	31	29	27	20
121-180 days (5 - 6 months)	14	20	18	14	13	13	14	13	13	12	9	14	9
181-270 days (7 - 9 months)	27	25	24	25	26	26	21	20	18	18	18	16	20
> 270 days (> 9 months)	131	127	134	142	145	146	151	151	154	151	152	155	165
<b>Sex Crime* # Cases</b>	<b>492</b>	<b>482</b>	<b>489</b>	<b>486</b>	<b>473</b>	<b>483</b>	<b>473</b>	<b>461</b>	<b>462</b>	<b>458</b>	<b>440</b>	<b>448</b>	<b>452</b>
0 - 120 days (0 - 4 months)	139	141	141	129	118	121	112	104	93	87	94	106	104
121-180 days (5 - 6 months)	42	48	54	52	59	63	59	48	49	55	43	37	29
181-270 days (7 - 9 months)	57	43	50	66	70	74	75	80	81	71	64	62	58
> 270 days (> 9 months)	254	250	244	239	226	225	227	229	239	245	239	243	261
<b>Robbery # Cases</b>	<b>169</b>	<b>168</b>	<b>163</b>	<b>166</b>	<b>161</b>	<b>170</b>	<b>164</b>	<b>168</b>	<b>177</b>	<b>169</b>	<b>161</b>	<b>160</b>	<b>164</b>
0 - 120 days (0 - 4 months)	65	70	69	68	63	68	64	69	73	64	59	63	53
121-180 days (5 - 6 months)	14	16	17	19	18	22	26	22	26	25	20	18	22
181-270 days (7 - 9 months)	24	19	11	16	18	24	15	22	23	28	28	27	29
> 270 days (> 9 months)	66	63	66	63	62	56	59	55	55	52	54	52	60
<b>Aggravated Assault # Cases</b>	<b>739</b>	<b>733</b>	<b>755</b>	<b>746</b>	<b>724</b>	<b>740</b>	<b>750</b>	<b>773</b>	<b>810</b>	<b>771</b>	<b>729</b>	<b>746</b>	<b>754</b>
0 - 120 days (0 - 4 months)	363	351	376	356	340	342	332	352	384	349	323	335	285
121-180 days (5 - 6 months)	85	80	94	90	88	110	113	97	103	96	82	93	110
181-270 days (7 - 9 months)	80	86	83	97	100	103	101	119	109	108	98	102	103
> 270 days (> 9 months)	211	216	202	203	196	185	204	205	214	218	226	216	256
<b>Burglary/Theft/Larceny # Cases</b>	<b>1311</b>	<b>1248</b>	<b>1258</b>	<b>1223</b>	<b>1230</b>	<b>1185</b>	<b>1161</b>	<b>1147</b>	<b>1202</b>	<b>1192</b>	<b>1109</b>	<b>1164</b>	<b>1165</b>
0 - 120 days (0 - 4 months)	486	468	485	448	437	442	394	363	385	386	358	447	376
121-180 days (5 - 6 months)	196	157	142	162	169	153	166	172	185	156	111	110	121
181-270 days (7 - 9 months)	185	197	201	201	195	175	185	165	177	184	203	178	168
> 270 days (> 9 months)	444	426	430	412	429	415	416	447	455	466	437	429	500
<b>Motor vehicle Theft # Cases</b>	<b>105</b>	<b>112</b>	<b>110</b>	<b>112</b>	<b>120</b>	<b>124</b>	<b>117</b>	<b>120</b>	<b>113</b>	<b>122</b>	<b>121</b>	<b>123</b>	<b>119</b>
0 - 120 days (0 - 4 months)	32	37	37	37	53	50	45	41	29	31	37	49	44
121-180 days (5 - 6 months)	18	13	10	15	11	12	13	16	22	24	14	8	11
181-270 days (7 - 9 months)	15	22	24	16	15	18	17	18	16	22	20	22	17
> 270 days (> 9 months)	40	40	39	44	41	44	42	45	46	45	50	44	47
<b>Controlled Substance # Cases</b>	<b>257</b>	<b>240</b>	<b>240</b>	<b>240</b>	<b>229</b>	<b>240</b>	<b>221</b>	<b>204</b>	<b>205</b>	<b>194</b>	<b>174</b>	<b>182</b>	<b>181</b>
0 - 120 days (0 - 4 months)	131	112	103	85	74	83	74	59	59	60	51	59	56
121-180 days (5 - 6 months)	28	32	36	48	42	24	16	29	34	23	18	19	13
181-270 days (7 - 9 months)	26	24	26	29	37	48	46	32	23	25	28	27	21
> 270 days (> 9 months)	72	72	75	78	76	85	85	84	89	86	77	77	91
<b>Drug Court # Cases</b>	<b>142</b>	<b>137</b>	<b>134</b>	<b>133</b>	<b>124</b>	<b>122</b>	<b>109</b>	<b>117</b>	<b>103</b>	<b>104</b>	<b>105</b>	<b>111</b>	<b>96</b>
0 - 120 days (0 - 4 months)	8	6	6	6	6	6	2	2	1	0	0	2	0
121-180 days (5 - 6 months)	7	5	7	3	1	3	2	2	2	3	2	0	0
181-270 days (7 - 9 months)	11	12	9	11	8	8	6	7	5	5	6	10	5
> 270 days (> 9 months)	116	114	112	113	109	105	99	106	95	96	97	99	91
<b>Other* # Cases</b>	<b>642</b>	<b>632</b>	<b>639</b>	<b>639</b>	<b>642</b>	<b>639</b>	<b>623</b>	<b>643</b>	<b>652</b>	<b>636</b>	<b>575</b>	<b>597</b>	<b>571</b>
0 - 120 days (0 - 4 months)	288	280	291	263	273	280	270	292	277	257	230	258	201
121-180 days (5 - 6 months)	91	85	83	98	89	75	79	87	100	85	79	82	69
181-270 days (7 - 9 months)	96	89	94	98	96	103	92	89	82	98	88	90	85
> 270 days (> 9 months)	167	178	171	180	184	181	182	175	193	196	178	167	216
<b>Criminal RALJ # Cases</b>	<b>65</b>	<b>66</b>	<b>70</b>	<b>73</b>	<b>78</b>	<b>81</b>	<b>80</b>	<b>74</b>	<b>71</b>	<b>70</b>	<b>58</b>	<b>59</b>	<b>60</b>
0 - 120 days (0 - 4 months)	32	29	28	29	26	30	24	21	22	20	18	19	20
121-180 days (5 - 6 months)	9	13	18	14	13	11	13	15	8	12	9	8	6
181-270 days (7 - 9 months)	12	10	11	14	19	19	18	13	14	7	7	7	9
> 270 days (> 9 months)	12	14	13	16	20	21	25	25	27	31	24	25	25

"Controlled Substance" are drug related cases that have never been accepted into drug court.

"Drug Court" are cases that have been formally accepted into drug court (identified by orders).

(\*) Starting January 2021, "failure to register as sex offender" cases are in the "other" category instead of in the "sex crime" category. This change was made in line with the reporting categories by Washington State Administrative Office of the Courts.

Table 8. Comparison between SEA/KNT: Filings, Resolutions, and Pending Caseload

King County Superior Court

	May 2025	Jun 2025	Jul 2025	Aug 2025	Sep 2025	Oct 2025	Nov 2025	Dec 2025	Jan 2026	Feb 2026	Mar 2026	Apr 2026	May 2026
<b>Total Filings</b>	<b>477</b>	<b>417</b>	<b>494</b>	<b>442</b>	<b>492</b>	<b>399</b>	<b>323</b>	<b>385</b>	<b>391</b>	<b>379</b>	<b>435</b>	<b>426</b>	<b>423</b>
SEA - # of Cases Filed	281	267	299	249	280	261	208	235	252	237	284	278	259
MRJC - # of Cases Filed	196	150	195	193	212	138	115	150	139	142	151	148	164
SEA %	59%	64%	61%	56%	57%	65%	64%	61%	64%	63%	65%	65%	61%
MRJC %	41%	36%	39%	44%	43%	35%	36%	39%	36%	37%	35%	35%	39%
<b>Total Resolutions</b>	<b>512</b>	<b>448</b>	<b>461</b>	<b>434</b>	<b>449</b>	<b>479</b>	<b>397</b>	<b>431</b>	<b>365</b>	<b>450</b>	<b>489</b>	<b>418</b>	<b>461</b>
SEA - # of Cases Resolved	322	285	293	272	282	288	265	246	231	296	271	251	276
MRJC - # of Cases Resolved	190	163	168	162	167	191	132	185	134	154	218	167	185
SEA %	63%	64%	64%	63%	63%	60%	67%	57%	63%	66%	55%	60%	60%
MRJC %	37%	36%	36%	37%	37%	40%	33%	43%	37%	34%	45%	40%	40%
<b>Total Pending</b>	<b>4131</b>	<b>4021</b>	<b>4069</b>	<b>4032</b>	<b>3995</b>	<b>4000</b>	<b>3915</b>	<b>3923</b>	<b>4013</b>	<b>3928</b>	<b>3680</b>	<b>3802</b>	<b>3776</b>
SEA - # of Cases Pending	2329	2262	2289	2249	2198	2226	2157	2189	2232	2141	2004	2101	2086
MRJC - # of Cases Pending	1802	1759	1780	1783	1797	1774	1758	1734	1781	1787	1676	1701	1690
SEA %	56%	56%	56%	56%	55%	56%	55%	56%	56%	55%	54%	55%	55%
MRJC %	44%	44%	44%	44%	45%	44%	45%	44%	44%	45%	46%	45%	45%