



# King County

Department of Judicial Administration

*Catherine Cornwall*

*Director and Superior Court Clerk*

(206) 296-9300 (206) 296-0100 TTY/TDD

King County Superior Court

## Criminal Department Statistical Report

March 2026

Department of Judicial Administration

Prepared by: Shiquan Liao, Ph.D., Statistician

April 15, 2026

**Report #: CRM-2026-03**

*Seattle Courthouse*  
516 Third Avenue Room E609  
Seattle, WA 98104-2386

*Maleng Regional Justice Center*  
401 Fourth Avenue North Room 2C  
Kent, WA 98032-4429

*Clark Children and Family  
Justice Center*  
1211 East Alder Room 3015  
Seattle, WA 98122-5598

## Criminal Statistics Summary

- **Filings**

A total of 435 criminal cases were filed in March 2026. Of the 435 cases filed in the month, 35% were MRJC cases. In 2026, the court received 402 criminal cases on average per month. This compares with a monthly average of 523, 563, 515, 392, 417, 413, 437, and 438 cases in 2018, 2019, 2020, 2021, 2022, 2023, 2024, and 2025 respectively.

- **Resolutions**

In March 2026, the court resolved 489 criminal cases. Of the 489 cases resolved, 45% were MRJC cases. In 2026, the court resolved 435 criminal cases each month on average. This resolution volume compares with 481, 494, 352, 476, 398, 455, 452, and 474 cases on average per month in 2018, 2019, 2020, 2021, 2022, 2023, 2024, and 2025 respectively.

- **Pending Caseload**

At the end of March 2026, the active pending criminal caseload was 3,680 cases, including criminal RALJ cases. Of the 3,680 criminal cases pending, 46% were MRJC cases. The breakdown of the 3,680 pending cases by crime category was: homicide (n=208), sex crime (n=440), robbery (n=161), aggravated assault (n=729), burglary/theft (n=1,109), motor vehicle theft (n=121), controlled substances – non-drug court (n=174), drug court (n=105), other felonies (n=575), and RALJ (n=58). When compared to January 2020 (before the pandemic), the number of homicide cases pending has more than doubled from 97 in January 2020 to 208 in March 2026. The number of pending sex crime cases is 16% higher than it was in January 2020. Conversely, the number of pending controlled substance cases (non-Drug Court) has dropped 65% since January 2020.

- **Age of Pending Cases**

The median age (age for half of the pending cases) of pending cases is shown in Table 6. The median age of all active pending cases at the end of March 2026 was 218 days. At the end of March 2026, 1,437 non-drug court cases remained as active (unresolved) after 9 months since filing. Table 6 shows the number of active pending cases within pre-defined age intervals.

**Conclusion: In 2026, the court received 402 criminal cases on average per month. In the same period, the court resolved 435 criminal cases monthly. The pending criminal caseload (including RALJ) for both SEA and the MRJC was 3,680 cases at the end of March 2026, 46% of the total pending criminal caseload being MRJC cases.**

## Terminology

### **Age of Pending Case**

Time (days) from filing to resolution, less suspense time if applicable.

### **Age of Resolved Case**

Time (days) from filing to resolution, less suspense time if applicable.

### **End Pending**

Number of pending cases at the end of reporting period.

### **Net Change in Pending**

The change in number of pending cases (end pending minus previous pending).

### **Pending Case**

A case is defined as pending if it is unresolved and not on suspense status.

### **Previous Pending**

Number of pending cases at the beginning of reporting period.

### **Reactivated Case**

A case returns to active from suspense status during the reporting period.

### **Resolution**

A case is resolved if all issues in the complaint are fully adjudicated. However, a drug court case is reported as resolved only when dispositive document is also filed (completed).

### **Resolution Category**

Five resolution categories are used to report resolution of criminal cases: jury trial (CVJV, AQJV), non-jury trial (CVCT, AQCT), guilty plea (GP, GPAT, GPJT), dismissal (DSM), and other (all other resolution codes). For criminal RALJ cases, the resolution categories are: RALJ decision (CDTA, CDTM, CDTR), dismissal (DSRM), and others (any other resolution codes).

### **Suspended Case**

A case is placed in suspense status (removing from active) during the reporting period.

### **Suspense Status**

A case is said to be on suspense status if it is on warrant or appeal.

### **Suspense Time**

Time (days) a case is on suspense status.

Figure 1. Number of Criminal Filings, Resolutions and Pending Caseload by Month

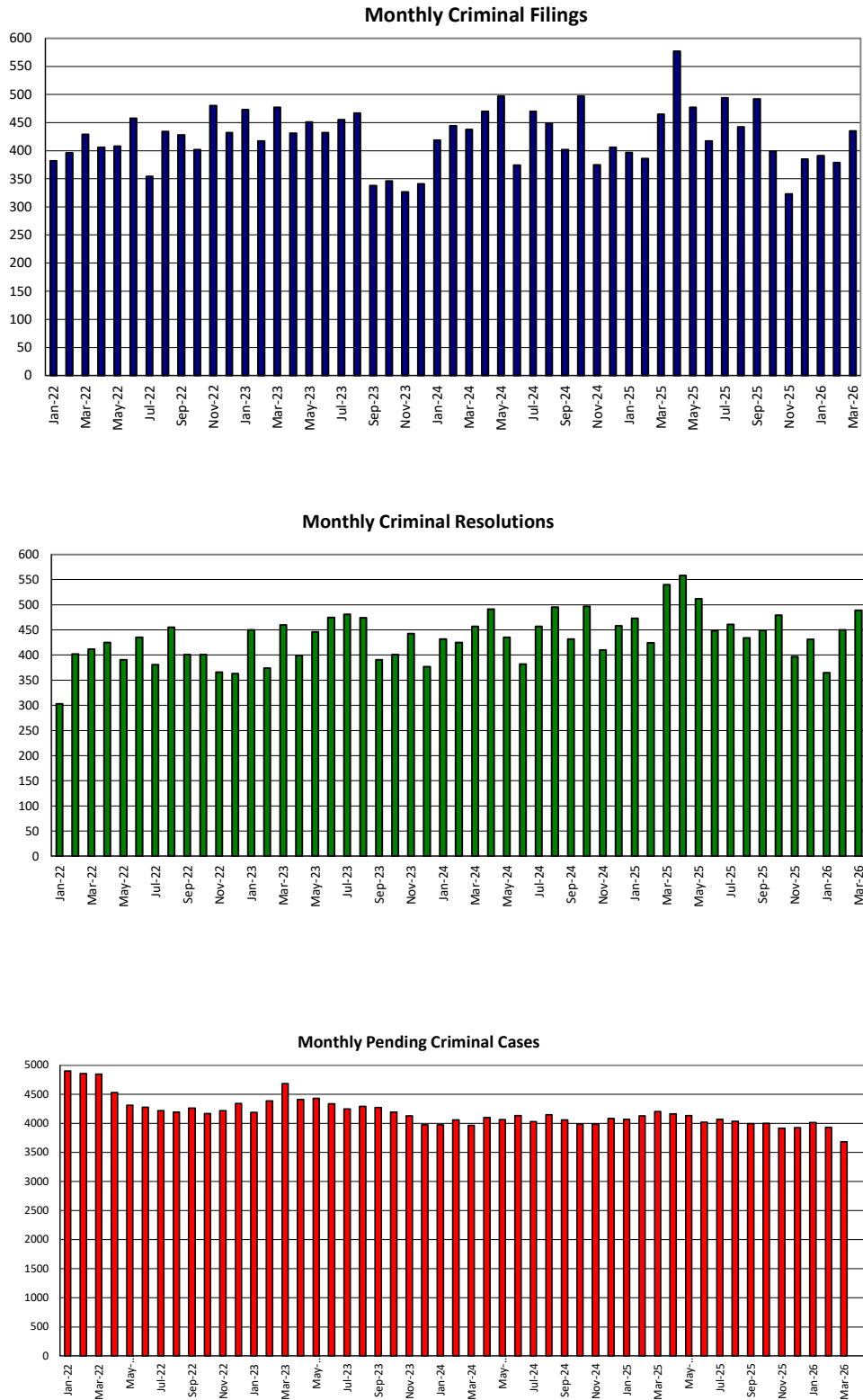


Figure 2. Crime Category as a Percentage of Total Filings by Year

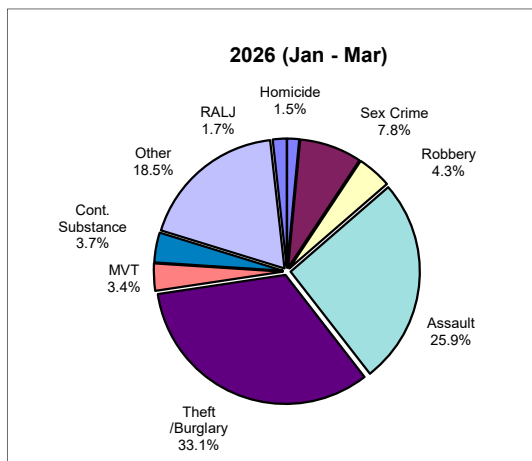
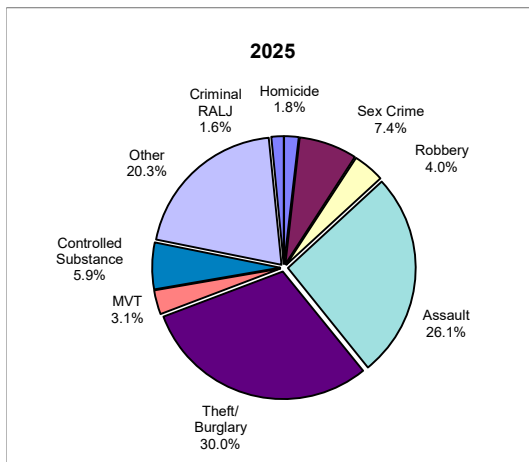
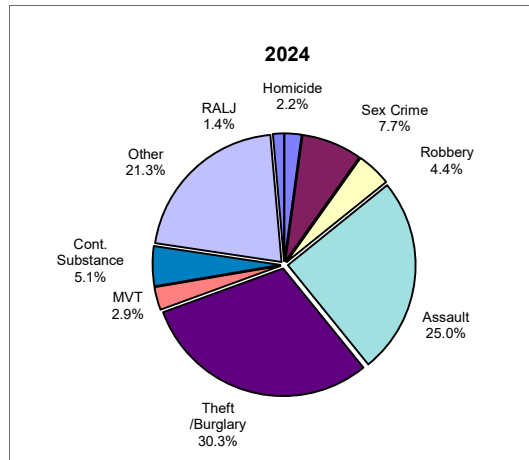


Table 1. Monthly Criminal New Filings by Crime Category  
King County Superior Court

Crime Category	Jan	Feb	Mar	Apr	May	Jun	Jul	Aug	Sep	Oct	Nov	Dec
<b>Total</b>												
2023	473	417	477	431	451	432	455	467	338	346	327	341
2024	413	444	438	470	497	374	470	449	402	497	375	406
2025	397	386	465	577	477	417	494	442	492	399	323	385
2026	391	379	435									
<b>Homicide</b>												
2023	6	10	7	9	13	10	9	6	8	8	6	5
2024	5	9	15	2	14	7	14	8	9	12	6	12
2025	6	8	5	12	7	4	9	9	7	6	10	8
2026	4	7	7									
<b>Sex Crime*</b>												
2023	32	13	28	19	26	23	25	24	19	21	29	34
2024	27	35	33	52	54	36	28	27	30	40	15	24
2025	34	35	26	49	40	32	33	32	33	31	27	13
2026	28	33	33									
<b>Robbery</b>												
2023	26	15	15	17	14	24	9	25	10	17	19	20
2024	19	13	24	21	28	10	18	25	20	25	11	15
2025	9	11	18	25	13	20	19	15	17	24	13	23
2026	22	15	15									
<b>Aggravated Assault</b>												
2023	97	78	110	113	111	102	121	109	77	94	89	103
2024	112	116	110	92	140	85	128	136	95	104	103	89
2025	94	100	130	139	123	109	105	107	106	116	95	127
2026	105	101	106									
<b>Burglary/Theft /Larceny</b>												
2023	161	153	162	143	135	140	120	113	85	107	79	101
2024	109	125	134	161	109	120	155	120	101	195	123	134
2025	114	117	138	161	166	144	185	131	167	99	61	102
2026	139	126	134									
<b>Motor Vehicle Theft</b>												
2023	12	9	4	11	15	15	21	7	9	6	6	6
2024	13	8	7	22	11	10	14	13	9	16	12	16
2025	14	7	19	12	13	13	14	19	31	8	6	3
2026	8	20	13									
<b>Controlled Substance</b>												
2023	36	37	35	18	34	17	24	41	15	9	13	4
2024	14	14	25	24	16	23	17	34	37	21	20	20
2025	43	30	35	41	32	12	23	20	16	23	19	11
2026	12	14	19									
<b>Other*</b>												
2023	96	98	113	97	100	96	124	136	111	81	76	61
2024	115	118	85	90	109	78	88	84	98	78	78	93
2025	77	70	83	133	75	78	95	104	109	84	87	93
2026	64	60	99									
<b>Criminal RAJ</b>												
2023	7	4	3	4	3	5	2	6	4	3	10	7
2024	5	6	5	6	16	5	8	2	3	6	7	3
2025	6	8	11	5	8	5	11	5	6	8	5	4
2026	9	2	9									
<b>MRJC Filing as % of Total</b>												
2023	38%	31%	29%	37%	31%	31%	35%	35%	36%	37%	41%	50%
2024	42%	47%	45%	36%	48%	44%	46%	41%	40%	44%	40%	38%
2025	48%	39%	33%	39%	41%	36%	39%	44%	43%	35%	36%	39%
2026	36%	38%	35%									

The highest crime category in a case's history is used to classify cases. For example, a case charged with homicide at any time in the case's history is reported as a homicide regardless of whether the charge is reduced at resolution.

(\*) Starting January 2021, "failure to register as sex offender" cases are in the "other" category instead of in the "sex crime" category. This change was made in line with the reporting categories by Washington State Administrative Office of the Courts.

Table 2. Monthly Criminal Case Resolutions by Crime Category  
King County Superior Court

Crime Category	Jan	Feb	Mar	Apr	May	Jun	Jul	Aug	Sep	Oct	Nov	Dec
<b>Total</b>												
2023	450	374	460	399	446	475	481	474	391	401	443	377
2024	432	425	457	491	435	382	457	495	432	497	410	458
2025	473	424	540	558	512	448	461	434	449	479	397	431
2026	365	450	489									
<b>Homicide</b>												
2023	9	4	10	6	14	12	13	7	12	11	12	14
2024	2	10	12	8	3	8	8	6	5	11	6	9
2025	10	15	8	8	11	8	6	3	5	8	9	8
2026	7	8	7									
<b>Sex Crime</b>												
2023	19	17	28	26	23	36	25	35	29	39	27	23
2024	27	32	30	26	29	36	40	37	29	46	20	24
2025	30	29	46	45	33	33	26	33	35	23	30	29
2026	20	31	42									
<b>Robbery</b>												
2023	9	12	22	16	26	31	21	33	28	20	16	16
2024	19	27	17	26	23	13	22	30	19	25	16	25
2025	26	16	21	19	23	25	19	17	17	20	18	18
2026	17	22	21									
<b>Aggravated Assault</b>												
2023	62	63	126	106	125	110	94	114	86	101	115	94
2024	108	101	106	130	113	115	109	141	117	119	120	127
2025	117	97	145	147	136	106	116	93	113	130	84	106
2026	95	135	120									
<b>Burglary/Theft /Larceny</b>												
2023	123	78	129	120	138	142	149	135	96	90	96	110
2024	122	117	136	135	125	94	134	120	129	133	105	131
2025	146	138	135	176	129	145	138	152	129	148	106	131
2026	101	118	129									
<b>Motor Vehicle Theft</b>												
2023	9	7	13	8	6	15	11	14	13	10	11	10
2024	10	11	13	10	13	6	5	10	8	13	11	8
2025	21	11	15	20	6	16	15	10	16	17	12	9
2026	13	6	14									
<b>Controlled Substance</b>												
2023	46	21	22	12	19	23	26	28	21	23	54	22
2024	32	37	43	29	21	26	37	24	35	32	36	47
2025	21	13	43	28	34	26	31	19	25	22	24	27
2026	16	33	27									
<b>Drug Court</b>												
2023	8	20	7	11	5	6	14	21	21	22	19	4
2024	20	17	9	23	13	9	5	9	4	1	8	0
2025	10	9	5	11	29	8	23	15	18	8	25	2
2026	16	9	5									
<b>Other</b>												
2023	159	151	99	92	86	95	127	83	82	82	87	77
2024	86	67	80	99	89	74	93	99	80	113	84	81
2025	88	92	114	102	107	78	80	90	89	98	83	91
2026	68	84	105									
<b>Criminal RAJ</b>												
2023	6	1	4	2	4	5	1	4	3	3	6	7
2024	6	6	11	5	6	1	4	19	6	4	4	6
2025	4	4	8	2	4	3	7	2	2	5	6	10
2026	12	4	19									
<b>MRJC as % of Total</b>												
2023	39%	37%	44%	45%	39%	43%	39%	35%	40%	38%	37%	39%
2024	39%	40%	35%	38%	46%	39%	38%	39%	40%	40%	34%	34%
2025	38%	39%	39%	38%	37%	36%	36%	37%	37%	40%	33%	43%
2026	37%	34%	45%									

“Controlled Substance” are drug related cases that have never been accepted into drug court.  
“Drug Court” are cases that have been formally accepted into drug court (identified by orders).

Table 3. Number of Cases Resolved and Resolution Category  
King County Superior Court

Crime Category	Mar 2025	Apr 2025	May 2025	Jun 2025	Jul 2025	Aug 2025	Sep 2025	Oct 2025	Nov 2025	Dec 2025	Jan 2026	Feb 2026	Mar 2026
<b>Homicide</b>	<b>8</b>	<b>8</b>	<b>11</b>	<b>8</b>	<b>6</b>	<b>3</b>	<b>5</b>	<b>8</b>	<b>9</b>	<b>8</b>	<b>7</b>	<b>8</b>	<b>7</b>
Resolved by Jury Trial	2	1	0	1	2	0	0	3	2	4	0	1	4
Resolved by Non-Jury Trial	1	0	0	0	0	0	0	0	0	0	0	0	0
Resolved by Guilty Plea	5	7	10	5	3	2	4	3	6	3	5	4	1
Dismissal	0	0	1	2	1	1	1	2	1	1	2	3	0
Others	0	0	0	0	0	0	0	0	0	0	0	0	2
<b>Sex Crime**</b>	<b>46</b>	<b>45</b>	<b>33</b>	<b>33</b>	<b>26</b>	<b>33</b>	<b>35</b>	<b>23</b>	<b>30</b>	<b>29</b>	<b>20</b>	<b>31</b>	<b>42</b>
Resolved by Jury Trial	5	4	0	3	2	2	2	1	2	1	2	2	1
Resolved by Non-Jury Trial	0	1	0	0	0	0	0	0	0	0	0	0	0
Resolved by Guilty Plea	29	29	25	22	17	19	25	16	22	22	12	20	31
Dismissal	10	11	8	8	6	12	8	6	6	6	6	7	9
Others	2	0	0	0	1	0	0	0	0	0	0	2	1
<b>Robbery</b>	<b>21</b>	<b>19</b>	<b>23</b>	<b>25</b>	<b>19</b>	<b>17</b>	<b>17</b>	<b>20</b>	<b>18</b>	<b>18</b>	<b>17</b>	<b>22</b>	<b>21</b>
Resolved by Jury Trial	0	0	0	0	2	1	0	0	0	0	0	0	0
Resolved by Non-Jury Trial	0	0	0	0	1	0	0	0	0	0	0	0	0
Resolved by Guilty Plea	17	13	20	22	14	11	12	15	12	18	9	15	12
Dismissal	3	6	3	3	2	5	5	5	4	0	8	7	8
Others	1	0	0	0	0	0	0	0	2	0	0	0	1
<b>Aggravated Assault</b>	<b>145</b>	<b>147</b>	<b>136</b>	<b>106</b>	<b>116</b>	<b>93</b>	<b>113</b>	<b>130</b>	<b>84</b>	<b>106</b>	<b>95</b>	<b>135</b>	<b>120</b>
Resolved by Jury Trial	2	2	3	4	4	3	4	3	4	5	3	3	2
Resolved by Non-Jury Trial	0	0	0	0	0	0	0	0	0	0	0	0	0
Resolved by Guilty Plea	108	114	95	67	82	56	77	91	58	79	57	90	83
Dismissal	29	30	38	35	30	34	32	36	17	22	35	36	35
Others	6	1	0	0	0	0	0	0	5	0	0	6	0
<b>Burglary/Theft/Larceny</b>	<b>135</b>	<b>176</b>	<b>129</b>	<b>145</b>	<b>138</b>	<b>152</b>	<b>129</b>	<b>148</b>	<b>106</b>	<b>131</b>	<b>101</b>	<b>118</b>	<b>129</b>
Resolved by Jury Trial	1	2	2	1	1	2	0	2	3	2	0	2	3
Resolved by Non-Jury Trial	0	0	1	0	0	0	0	0	1	0	0	0	0
Resolved by Guilty Plea	92	130	98	95	103	116	96	113	82	102	78	87	95
Dismissal	33	44	28	49	34	34	33	31	17	27	22	28	28
Others	9	0	0	0	0	0	0	2	3	0	1	1	3
<b>Motor Vehicle Theft</b>	<b>15</b>	<b>20</b>	<b>6</b>	<b>16</b>	<b>15</b>	<b>10</b>	<b>16</b>	<b>17</b>	<b>12</b>	<b>9</b>	<b>13</b>	<b>6</b>	<b>14</b>
Resolved by Jury Trial	1	1	0	0	0	0	0	0	0	0	0	0	0
Resolved by Non-Jury Trial	0	0	0	0	0	0	0	0	0	0	0	0	0
Resolved by Guilty Plea	10	11	6	12	9	8	13	6	6	5	9	4	12
Dismissal	4	8	0	4	6	2	3	11	3	4	4	1	2
Others	0	0	0	0	0	0	0	0	3	0	0	1	0
<b>Controlled Substance</b>	<b>43</b>	<b>28</b>	<b>34</b>	<b>26</b>	<b>31</b>	<b>19</b>	<b>25</b>	<b>22</b>	<b>24</b>	<b>27</b>	<b>16</b>	<b>33</b>	<b>27</b>
Resolved by Jury Trial	1	0	0	0	0	0	0	0	0	0	0	0	0
Resolved by Non-Jury Trial	0	0	0	0	0	0	0	0	0	0	0	0	0
Resolved by Guilty Plea	25	20	30	19	28	12	19	17	18	23	10	22	14
Dismissal	12	8	4	7	3	6	6	4	2	4	5	8	10
Others	5	0	0	0	0	1	0	1	4	0	1	3	3
<b>Drug Court</b>	<b>5</b>	<b>11</b>	<b>29</b>	<b>8</b>	<b>23</b>	<b>15</b>	<b>18</b>	<b>8</b>	<b>25</b>	<b>2</b>	<b>16</b>	<b>9</b>	<b>5</b>
Resolved by Non-Jury Trial	0	0	0	1	0	1	0	0	3	0	0	0	1
Resolved by Guilty Plea	2	0	9	2	7	5	4	5	3	2	4	4	1
Dismissal	3	11	20	5	16	9	14	3	19	0	12	5	3
Others	0	0	0	0	0	0	0	0	0	0	0	0	0
<b>Other**</b>	<b>114</b>	<b>102</b>	<b>107</b>	<b>78</b>	<b>80</b>	<b>90</b>	<b>89</b>	<b>98</b>	<b>83</b>	<b>91</b>	<b>68</b>	<b>84</b>	<b>105</b>
Resolved by Jury Trial	3	2	0	0	1	0	3	1	0	1	2	3	3
Resolved by Non-Jury Trial	0	0	0	0	0	0	0	0	0	0	0	0	1
Resolved by Guilty Plea	72	71	74	61	54	58	53	60	58	65	50	47	69
Dismissal	38	29	33	17	24	31	33	34	24	25	16	33	31
Others	1	0	0	0	1	1	0	3	1	0	0	1	1
<b>Criminal RALJ</b>	<b>8</b>	<b>2</b>	<b>4</b>	<b>3</b>	<b>7</b>	<b>2</b>	<b>2</b>	<b>5</b>	<b>6</b>	<b>10</b>	<b>12</b>	<b>4</b>	<b>19</b>
RALJ Decision	6	1	2	2	4	1	1	4	5	7	2	3	9
Dismissal	2	1	2	1	3	1	1	1	1	3	9	1	4
Others	0	0	0	0	0	0	0	0	0	0	1	0	6

(\*) "Controlled Substance" are drug related cases that have never been accepted into drug court.  
"Drug Court" are cases that have been formally accepted into drug court (identified by orders).

(\*\*) Starting January 2021, "failure to register as sex offender" cases are in the "other" category instead of in the "sex crime" category. This change was made in line with the reporting categories by Washington State Administrative Office of the Courts.

Table 4. Age (days) of Resolved Cases  
King County Superior Court

Crime Category	Mar 2025	Apr 2025	May 2025	Jun 2025	Jul 2025	Aug 2025	Sep 2025	Oct 2025	Nov 2025	Dec 2025	Jan 2026	Feb 2026	Mar 2026
<b>All Resolutions (excl. RALJ)</b>													
Number of Resolutions	540	558	512	448	461	434	449	479	397	431	365	450	489
50% Cases Resolved by Day	221	220	192	195	195	164	192	188	221	174	195	195	216
Average Days to Resolution	531	313	290	269	340	304	314	429	596	253	330	458	466
<b>Homicide*</b>													
Number of Resolutions	8	8	11	8	6	3	5	8	9	8	7	8	7
50% Cases Resolved by Day	656	477	727	522	409	524	614	584	818	699	649	809	892
Average Days to Resolution	763	566	772	550	463	476	710	539	869	901	704	986	2162
<b>Sex Crime**</b>													
Number of Resolutions	46	45	33	33	26	33	35	23	30	29	20	31	42
50% Cases Resolved by Day	601	322	374	463	421	334	497	564	476	294	472	456	460
Average Days to Resolution	771	358	435	481	758	418	492	596	432	368	439	598	670
<b>Robbery</b>													
Number of Resolutions	21	19	23	25	19	17	17	20	18	18	17	22	21
50% Cases Resolved by Day	512	276	151	235	137	187	161	153	198	171	168	184	252
Average Days to Resolution	563	297	284	249	173	258	232	235	1291	317	287	298	793
<b>Aggravated Assault</b>													
Number of Resolutions	145	147	136	106	116	93	113	130	84	106	95	135	120
50% Cases Resolved by Day	154	162	120	128	124	120	135	124	116	134	156	147	127
Average Days to Resolution	344	242	207	181	238	179	203	186	456	201	234	511	182
<b>Burglary/Theft/Larceny</b>													
Number of Resolutions	135	176	129	145	138	152	129	148	106	131	101	118	129
50% Cases Resolved by Day	225	218	191	243	201	213	232	234	241	167	198	178	288
Average Days to Resolution	697	275	252	316	267	291	377	524	454	238	342	331	460
<b>Motor Vehicle Theft</b>													
Number of Resolutions	15	20	6	16	15	10	16	17	12	9	13	6	14
50% Cases Resolved by Day	308	161	101	132	227	218	259	65	268	258	185	195	224
Average Days to Resolution	317	251	149	234	339	228	303	234	943	263	185	1345	292
<b>Controlled Substance</b>													
Number of Resolutions	43	28	34	26	31	19	25	22	24	27	16	33	27
50% Cases Resolved by Day	190	147	174	150	138	145	140	173	240	229	284	278	335
Average Days to Resolution	1059	640	252	291	187	1407	212	871	2239	286	948	596	1456
<b>Drug Court</b>													
Number of Resolutions	5	11	29	8	23	15	18	8	25	2	16	9	5
50% Cases Resolved by Day	534	939	708	497	888	378	804	1224	774	606	538	561	390
Average Days to Resolution	544	1168	834	545	949	436	711	1221	724	606	663	628	456
<b>Other**</b>													
Number of Resolutions	114	102	107	78	80	90	89	98	83	91	68	84	105
50% Cases Resolved by Day	161	176	161	126	181	123	152	160	141	159	158	167	206
Average Days to Resolution	303	273	219	164	395	171	236	476	257	205	218	365	351
<b>Criminal RALJ</b>													
Number of Resolutions	8	2	4	3	7	2	2	5	6	10	12	4	19
50% Cases Resolved by Day	265	256	446	212	288	194	330	184	255	306	163	261	175
Average Days to Resolution	254	256	390	203	296	194	330	262	289	317	185	311	215

“Controlled Substance” are drug related cases that have never been accepted into drug court.

“Drug Court” are cases that have been formally accepted into drug court (identified by orders).

(\*) Due to small number of resolutions in this category, the age statistics for homicides are expected to vary considerably.

(\*\*) Starting January 2021, “failure to register as sex offender” cases are in the “other” category instead of in the “sex crime” category. This change was made in line with the reporting categories by Washington State Administrative Office of the Courts.

Table 5. Pending Criminal Cases  
King County Superior Court

Crime Category	Mar 2025	Apr 2025	May 2025	Jun 2025	Jul 2025	Aug 2025	Sep 2025	Oct 2025	Nov 2025	Dec 2025	Jan 2026	Feb 2026	Mar 2026
<b>Total</b>													
Previous Pending	4128	4201	4161	4131	4021	4069	4032	3995	4000	3915	3923	4013	3928
New Filing	465	577	477	417	494	442	492	399	323	385	391	379	435
Resolved	540	558	512	448	461	434	449	479	397	431	365	450	489
<b>End Pending</b>	<b>4201</b>	<b>4161</b>	<b>4131</b>	<b>4021</b>	<b>4069</b>	<b>4032</b>	<b>3995</b>	<b>4000</b>	<b>3915</b>	<b>3923</b>	<b>4013</b>	<b>3928</b>	<b>3680</b>
<b>Homicide</b>													
Previous Pending	207	209	215	209	203	211	214	214	216	217	216	218	212
New Filing	5	12	7	4	9	9	7	6	10	8	4	7	7
Resolved	8	8	11	8	6	3	5	8	9	8	7	8	7
<b>End Pending</b>	<b>209</b>	<b>215</b>	<b>209</b>	<b>203</b>	<b>211</b>	<b>214</b>	<b>214</b>	<b>216</b>	<b>217</b>	<b>216</b>	<b>218</b>	<b>212</b>	<b>208</b>
<b>Sex Crime*</b>													
Previous Pending	489	488	486	492	482	489	486	473	483	473	461	462	458
New Filing	26	49	40	32	33	32	33	31	27	13	28	33	33
Resolved	46	45	33	33	26	33	35	23	30	29	20	31	42
<b>End Pending</b>	<b>488</b>	<b>486</b>	<b>492</b>	<b>482</b>	<b>489</b>	<b>486</b>	<b>473</b>	<b>483</b>	<b>473</b>	<b>461</b>	<b>462</b>	<b>458</b>	<b>440</b>
<b>Robbery</b>													
Previous Pending	160	167	172	169	168	163	166	161	170	164	168	177	169
New Filing	18	25	13	20	19	15	17	24	13	24	22	15	15
Resolved	21	19	23	25	19	17	17	20	18	18	17	22	21
<b>End Pending</b>	<b>167</b>	<b>172</b>	<b>169</b>	<b>168</b>	<b>163</b>	<b>166</b>	<b>161</b>	<b>170</b>	<b>164</b>	<b>168</b>	<b>177</b>	<b>169</b>	<b>161</b>
<b>Aggravated Assault</b>													
Previous Pending	754	776	744	739	733	755	746	724	740	750	773	810	771
New Filing	130	139	123	109	105	107	106	116	95	127	105	101	106
Resolved	145	147	136	106	116	93	113	130	84	106	95	135	120
<b>End Pending</b>	<b>776</b>	<b>744</b>	<b>739</b>	<b>733</b>	<b>755</b>	<b>746</b>	<b>724</b>	<b>740</b>	<b>750</b>	<b>773</b>	<b>810</b>	<b>771</b>	<b>729</b>
<b>Burglary/Theft/Larceny</b>													
Previous Pending	1225	1284	1273	1311	1248	1258	1223	1230	1185	1161	1147	1202	1192
New Filing	138	161	166	144	185	131	167	99	61	102	139	126	134
Resolved	135	176	129	145	138	152	129	148	106	131	101	110	129
<b>End Pending</b>	<b>1284</b>	<b>1273</b>	<b>1311</b>	<b>1248</b>	<b>1258</b>	<b>1223</b>	<b>1230</b>	<b>1185</b>	<b>1161</b>	<b>1147</b>	<b>1202</b>	<b>1192</b>	<b>1109</b>
<b>Motor Vehicle Theft</b>													
Previous Pending	114	109	103	105	112	110	112	120	124	117	120	113	122
New Filing	19	12	13	13	14	19	31	8	6	3	8	20	13
Resolved	15	20	6	16	15	10	16	17	12	9	13	6	14
<b>End Pending</b>	<b>109</b>	<b>103</b>	<b>105</b>	<b>112</b>	<b>110</b>	<b>112</b>	<b>120</b>	<b>124</b>	<b>117</b>	<b>120</b>	<b>113</b>	<b>122</b>	<b>121</b>
<b>Controlled Substance</b>													
Previous Pending	291	281	266	257	240	240	240	229	240	221	204	205	194
Resolved	43	28	34	26	31	19	25	22	24	27	16	33	27
<b>End Pending</b>	<b>281</b>	<b>266</b>	<b>257</b>	<b>240</b>	<b>240</b>	<b>240</b>	<b>229</b>	<b>240</b>	<b>221</b>	<b>204</b>	<b>205</b>	<b>194</b>	<b>174</b>
<b>Drug Court</b>													
Previous Pending	171	180	170	142	137	134	133	124	122	109	117	103	104
New Enrollment	19	9	9	10	19	18	7	9	18	4	7	9	9
Resolved	5	11	29	8	23	15	18	8	25	2	16	9	5
<b>End Pending</b>	<b>180</b>	<b>170</b>	<b>142</b>	<b>137</b>	<b>134</b>	<b>133</b>	<b>124</b>	<b>122</b>	<b>109</b>	<b>117</b>	<b>103</b>	<b>104</b>	<b>105</b>
<b>Other*</b>													
Previous Pending	662	649	671	642	632	639	639	642	639	623	643	652	636
New Filing	83	133	75	78	95	104	109	84	87	93	64	60	99
Resolved	114	102	107	78	80	90	89	98	83	91	68	84	105
<b>End Pending</b>	<b>649</b>	<b>671</b>	<b>642</b>	<b>632</b>	<b>639</b>	<b>639</b>	<b>642</b>	<b>639</b>	<b>623</b>	<b>643</b>	<b>652</b>	<b>636</b>	<b>575</b>
<b>Criminal RALJ</b>													
Previous Pending	55	58	61	65	66	70	73	78	81	80	74	71	70
New Filing	11	5	8	5	11	5	6	8	5	4	9	3	9
Resolved	8	2	4	3	7	2	2	5	6	10	12	4	19
<b>End Pending</b>	<b>58</b>	<b>61</b>	<b>65</b>	<b>66</b>	<b>70</b>	<b>73</b>	<b>78</b>	<b>81</b>	<b>80</b>	<b>74</b>	<b>71</b>	<b>70</b>	<b>58</b>
<b>Total Pending Caseload</b>													
SEA (%)	58%	57%	56%	56%	56%	56%	55%	56%	55%	56%	56%	54%	54%
MRJC (%)	42%	43%	44%	44%	44%	44%	45%	44%	45%	44%	44%	46%	46%

(\*) Starting January 2021, "failure to register as sex offender" cases are in the "other" category instead of in the "sex crime" category. This change was made in line with the reporting categories by Washington State Administrative Office of the Courts.

Table 6. Age (days) of Pending Cases  
King County Superior Court

Crime Category	Mar 2025	Apr 2025	May 2025	Jun 2025	Jul 2025	Aug 2025	Sep 2025	Oct 2025	Nov 2025	Dec 2025	Jan 2026	Feb 2026	Mar 2026
<b>All Pending (excl. RALJ)</b>													
Number of Pending Cases	4201	4161	4131	4021	4069	4032	3995	4000	3915	3923	4013	3928	3680
Median Days (50%tile)	195	189	179	183	176	185	188	190	196	198	198	207	218
Average Days	406	290	287	293	291	294	296	294	300	303	303	310	312
<b>Homicide</b>													
Number of Pending Cases	209	215	209	203	211	214	214	216	217	216	218	212	208
Median Days (50%tile)	375	371	374	390	402	405	426	439	433	448	451	453	460
Average Days	456	454	459	474	476	492	512	518	518	514	521	522	538
<b>Sex Crime*</b>													
Number of Pending Cases	488	486	492	482	489	486	473	483	473	461	462	458	440
Median Days (50%tile)	296	294	283	290	269	261	250	248	252	265	282	290	298
Average Days	365	360	356	355	352	357	356	353	353	373	383	389	367
<b>Robbery</b>													
Number of Pending Cases	167	172	169	168	163	166	161	170	164	168	177	169	161
Median Days (50%tile)	230	203	209	180	162	160	176	161	163	165	155	170	187
Average Days	279	272	266	261	273	276	293	274	277	263	246	254	261
<b>Aggravated Assault</b>													
Number of Pending Cases	776	744	739	733	755	746	724	740	750	773	810	771	729
Median Days (50%tile)	154	141	123	131	122	132	134	130	140	136	136	138	155
Average Days	228	220	213	220	210	218	225	216	223	219	213	218	233
<b>Burglary/Theft/Larceny</b>													
Number of Pending Cases	1284	1273	1311	1248	1258	1223	1230	1185	1161	1147	1202	1192	1109
Median Days (50%tile)	174	181	172	180	182	181	181	180	193	199	192	201	215
Average Days	265	266	265	269	266	268	267	267	278	286	282	285	292
<b>Motor Vehicle Theft</b>													
Number of Pending Cases	109	103	105	112	110	112	120	124	117	120	113	122	121
Median Days (50%tile)	196	163	184	201	204	220	155	179	182	184	215	195	215
Average Days	258	257	279	278	270	278	242	248	268	274	313	283	288
<b>Controlled Substance</b>													
Number of Pending Cases	281	266	257	240	240	240	229	240	221	204	205	194	174
Median Days (50%tile)	168	108	115	134	139	161	176	194	222	237	228	213	229
Median Days (50%tile)	1961	305	308	332	403	349	373	373	404	430	429	498	464
<b>Drug Court</b>													
Number of Pending Cases	180	170	142	137	134	133	124	122	109	117	103	104	105
Median Days (50%tile)	631	647	608	655	526	549	553	541	487	504	529	553	575
Average Days	716	703	709	739	681	700	716	683	672	673	705	716	719
<b>Other*</b>													
Number of Pending Cases	649	671	642	632	639	639	642	639	623	643	652	636	575
Median Days (50%tile)	153	134	139	145	137	151	154	152	146	140	149	165	158
Average Days	234	217	223	228	226	231	231	233	236	229	239	243	234
<b>Criminal RALJ</b>													
Number of Pending Cases	58	61	65	66	70	73	78	81	80	74	71	70	58
Median Days (50%tile)	129	132	135	132	133	160	178	179	191	185	216	230	213
Average Days	163	176	171	185	175	192	204	212	223	231	240	254	262

"Controlled Substance" are drug related cases that have never been accepted into drug court.

"Drug Court" are cases that have been formally accepted into drug court (identified by orders).

(\* Starting January 2021, "failure to register as sex offender" cases are in the "other" category instead of in the "sex crime" category. This change was made in line with the reporting categories by Washington State Administrative Office of the Courts.

Table 7. Age Intervals of Pending Criminal Cases  
King County Superior Court

Crime Category	Mar 2025	Apr 2025	May 2025	Jun 2025	Jul 2025	Aug 2025	Sep 2025	Oct 2025	Nov 2025	Dec 2025	Jan 2026	Feb 2026	Mar 2026
<b>Total # Cases</b>	<b>4201</b>	<b>4161</b>	<b>4131</b>	<b>4021</b>	<b>4069</b>	<b>4032</b>	<b>3995</b>	<b>4000</b>	<b>3915</b>	<b>3923</b>	<b>4013</b>	<b>3928</b>	<b>3680</b>
0 - 120 days (0 - 4 months)	1527	1570	1581	1525	1571	1454	1420	1453	1348	1335	1356	1285	1199
121-180 days (5 - 6 months)	463	440	504	469	479	515	503	486	501	501	542	491	387
181-270 days (7 - 9 months)	559	590	533	527	533	573	584	598	576	565	548	566	560
> 270 days (> 9 months)	1652	1561	1513	1500	1486	1490	1488	1463	1490	1522	1567	1586	1534
<b>Homicide # Cases</b>	<b>209</b>	<b>215</b>	<b>209</b>	<b>203</b>	<b>211</b>	<b>214</b>	<b>214</b>	<b>216</b>	<b>217</b>	<b>216</b>	<b>218</b>	<b>212</b>	<b>208</b>
0 - 120 days (0 - 4 months)	34	42	37	31	35	33	30	31	31	32	33	31	29
121-180 days (5 - 6 months)	23	14	14	20	18	14	13	13	14	13	13	12	9
181-270 days (7 - 9 months)	21	27	27	25	24	25	26	26	21	20	18	18	18
> 270 days (> 9 months)	131	132	131	127	134	142	145	146	151	151	154	151	152
<b>Sex Crime* # Cases</b>	<b>488</b>	<b>486</b>	<b>492</b>	<b>482</b>	<b>489</b>	<b>486</b>	<b>473</b>	<b>483</b>	<b>473</b>	<b>461</b>	<b>462</b>	<b>458</b>	<b>440</b>
0 - 120 days (0 - 4 months)	113	135	139	141	141	129	118	121	112	104	93	87	94
121-180 days (5 - 6 months)	39	27	42	48	54	52	59	63	59	48	49	55	43
181-270 days (7 - 9 months)	72	65	57	43	50	66	70	74	75	80	81	71	64
> 270 days (> 9 months)	264	259	254	250	244	239	226	225	227	229	239	245	239
<b>Robbery # Cases</b>	<b>167</b>	<b>172</b>	<b>169</b>	<b>168</b>	<b>163</b>	<b>166</b>	<b>161</b>	<b>170</b>	<b>164</b>	<b>168</b>	<b>177</b>	<b>169</b>	<b>161</b>
0 - 120 days (0 - 4 months)	56	62	65	70	69	68	63	68	64	69	73	64	59
121-180 days (5 - 6 months)	17	15	14	16	17	19	18	22	26	22	26	25	20
181-270 days (7 - 9 months)	18	23	24	19	11	16	18	24	15	22	23	28	28
> 270 days (> 9 months)	76	72	66	63	66	63	62	56	59	55	55	52	54
<b>Aggravated Assault # Cases</b>	<b>776</b>	<b>744</b>	<b>739</b>	<b>733</b>	<b>755</b>	<b>746</b>	<b>724</b>	<b>740</b>	<b>750</b>	<b>773</b>	<b>810</b>	<b>771</b>	<b>729</b>
0 - 120 days (0 - 4 months)	347	337	363	351	376	356	340	342	332	352	384	349	323
121-180 days (5 - 6 months)	81	87	85	80	94	90	88	110	113	97	103	96	82
181-270 days (7 - 9 months)	115	107	80	86	83	97	100	103	101	119	109	108	98
> 270 days (> 9 months)	233	213	211	216	202	203	196	185	204	205	214	218	226
<b>Burglary/Theft/Larceny # Cases</b>	<b>1284</b>	<b>1273</b>	<b>1311</b>	<b>1248</b>	<b>1258</b>	<b>1223</b>	<b>1230</b>	<b>1185</b>	<b>1161</b>	<b>1147</b>	<b>1202</b>	<b>1192</b>	<b>1109</b>
0 - 120 days (0 - 4 months)	486	471	486	468	485	448	437	442	394	363	385	386	358
121-180 days (5 - 6 months)	184	163	196	157	142	162	169	153	166	172	185	156	111
181-270 days (7 - 9 months)	170	200	185	197	201	201	195	175	185	165	177	184	203
> 270 days (> 9 months)	444	439	444	426	430	412	429	415	416	447	455	466	437
<b>Motor vehicle Theft # Cases</b>	<b>109</b>	<b>103</b>	<b>105</b>	<b>112</b>	<b>110</b>	<b>112</b>	<b>120</b>	<b>124</b>	<b>117</b>	<b>120</b>	<b>113</b>	<b>122</b>	<b>121</b>
0 - 120 days (0 - 4 months)	42	38	32	37	37	37	53	50	45	41	29	31	37
121-180 days (5 - 6 months)	10	15	18	13	10	15	11	12	13	16	22	24	14
181-270 days (7 - 9 months)	16	13	15	22	24	16	15	18	17	18	16	22	20
> 270 days (> 9 months)	41	37	40	40	39	44	41	44	42	45	46	45	50
<b>Controlled Substance # Cases</b>	<b>281</b>	<b>266</b>	<b>257</b>	<b>240</b>	<b>240</b>	<b>240</b>	<b>229</b>	<b>240</b>	<b>221</b>	<b>204</b>	<b>205</b>	<b>194</b>	<b>174</b>
0 - 120 days (0 - 4 months)	127	138	131	112	103	85	74	83	74	59	59	60	51
121-180 days (5 - 6 months)	18	23	28	32	36	48	42	24	16	29	34	23	18
181-270 days (7 - 9 months)	30	31	26	24	26	29	37	48	46	32	23	25	28
> 270 days (> 9 months)	106	74	72	72	75	78	76	85	85	84	89	86	77
<b>Drug Court # Cases</b>	<b>180</b>	<b>170</b>	<b>142</b>	<b>137</b>	<b>134</b>	<b>133</b>	<b>124</b>	<b>122</b>	<b>109</b>	<b>117</b>	<b>103</b>	<b>104</b>	<b>105</b>
0 - 120 days (0 - 4 months)	13	10	8	6	6	6	6	6	2	2	1	0	0
121-180 days (5 - 6 months)	6	5	7	5	7	3	1	3	2	2	2	3	2
181-270 days (7 - 9 months)	14	15	11	12	9	11	8	8	6	7	5	5	6
> 270 days (> 9 months)	147	140	116	114	112	113	109	105	99	106	95	96	97
<b>Other* # Cases</b>	<b>649</b>	<b>671</b>	<b>642</b>	<b>632</b>	<b>639</b>	<b>639</b>	<b>642</b>	<b>639</b>	<b>623</b>	<b>643</b>	<b>652</b>	<b>636</b>	<b>575</b>
0 - 120 days (0 - 4 months)	281	307	288	280	291	263	273	280	270	292	277	257	230
121-180 days (5 - 6 months)	74	81	91	85	83	98	89	75	79	87	100	85	79
181-270 days (7 - 9 months)	99	103	96	89	94	98	96	103	92	89	82	98	88
> 270 days (> 9 months)	195	180	167	178	171	180	184	181	182	175	193	196	178
<b>Criminal RALJ # Cases</b>	<b>58</b>	<b>61</b>	<b>65</b>	<b>66</b>	<b>70</b>	<b>73</b>	<b>78</b>	<b>81</b>	<b>80</b>	<b>74</b>	<b>71</b>	<b>70</b>	<b>58</b>
0 - 120 days (0 - 4 months)	28	30	32	29	28	29	26	30	24	21	22	20	18
121-180 days (5 - 6 months)	11	10	9	13	18	14	13	11	13	15	8	12	9
181-270 days (7 - 9 months)	4	6	12	10	11	14	19	19	18	13	14	7	7
> 270 days (> 9 months)	15	15	12	14	13	16	20	21	25	25	27	31	24

“Controlled Substance” are drug related cases that have never been accepted into drug court.

“Drug Court” are cases that have been formally accepted into drug court (identified by orders).

(\*) Starting January 2021, “failure to register as sex offender” cases are in the “other” category instead of in the “sex crime” category. This change was made in line with the reporting categories by Washington State Administrative Office of the Courts.

Table 8. Comparison between SEA/KNT: Filings, Resolutions, and Pending Caseload  
King County Superior Court

	Mar 2025	Apr 2025	May 2025	Jun 2025	Jul 2025	Aug 2025	Sep 2025	Oct 2025	Nov 2025	Dec 2025	Jan 2026	Feb 2026	Mar 2026
<b>Total Filings</b>	<b>465</b>	<b>577</b>	<b>477</b>	<b>417</b>	<b>494</b>	<b>442</b>	<b>492</b>	<b>399</b>	<b>323</b>	<b>385</b>	<b>391</b>	<b>379</b>	<b>435</b>
SEA - # of Cases Filed	310	350	281	267	299	249	280	261	208	235	252	237	284
MRJC - # of Cases Filed	155	227	196	150	195	193	212	138	115	150	139	142	151
SEA %	67%	61%	59%	64%	61%	56%	57%	65%	64%	61%	64%	63%	65%
MRJC %	33%	39%	41%	36%	39%	44%	43%	35%	36%	39%	36%	37%	35%
<b>Total Resolutions</b>	<b>540</b>	<b>558</b>	<b>512</b>	<b>448</b>	<b>461</b>	<b>434</b>	<b>449</b>	<b>479</b>	<b>397</b>	<b>431</b>	<b>365</b>	<b>450</b>	<b>489</b>
SEA - # of Cases Resolved	332	344	322	285	293	272	282	288	265	246	231	296	271
MRJC - # of Cases Resolved	208	214	190	163	168	162	167	191	132	185	134	154	218
SEA %	61%	62%	63%	64%	64%	63%	63%	60%	67%	57%	63%	66%	55%
MRJC %	39%	38%	37%	36%	36%	37%	37%	40%	33%	43%	37%	34%	45%
<b>Total Pending</b>	<b>4201</b>	<b>4161</b>	<b>4131</b>	<b>4021</b>	<b>4069</b>	<b>4032</b>	<b>3995</b>	<b>4000</b>	<b>3915</b>	<b>3923</b>	<b>4013</b>	<b>3928</b>	<b>3680</b>
SEA - # of Cases Pending	2416	2361	2329	2262	2289	2249	2198	2226	2157	2189	2232	2141	2004
MRJC - # of Cases Pending	1785	1800	1802	1759	1780	1783	1797	1774	1758	1734	1781	1787	1676
SEA %	58%	57%	56%	56%	56%	56%	55%	56%	55%	56%	56%	55%	54%
MRJC %	42%	43%	44%	44%	44%	44%	45%	44%	45%	44%	44%	45%	46%