King County
Department of Judicial Administration
Catherine Cornwall
Director and Superior Court Clerk
(206) 296-9300 (206) 296-0100 TTY/TDD

King County Superior Court

Statistical Report on Juvenile Offenses

January 2026

Department of Judicial Administration

Prepared by: Shiquan Liao, Ph.D., Statistician

February 15, 2026

Report #: JO-2026-01

Seattle Courthouse
516 Third Avenue Room E609
Seattle, WA 98104-2386

Maleng Regional Justice Center
401 Fourth Avenue North Room 2C
Kent, WA 98032-4429

Clark Children and Family Justice Center
1211 East Alder Room 3015
Seattle, WA 98122-5598

Summary

- **Filings (Table 1)**

  In January 2026, 51 juvenile offense cases were filed. This compares with a monthly average of 102, 93, 66, 30, 42, 60 78, and 69 cases in 2018, 2019, 2020, 2021, 2022, 2023,2024, and 2025 respectively.

- **Resolutions (Table 2-A)**

  The number of resolutions in January 2026 was 63 cases. This compares with the average number of resolutions of 102, 86, 69, 52, 31, 60, 69 and 78 cases in 2018, 2019, 2020, 2021, 2022, 2023, 2024, and 2025, respectively.

- **Age of Resolved Cases (Tables 2-C)**

  Because of the relatively small number of resolutions each month, the average age is expected to fluctuate significantly from month to month. Therefore, a more robust measurement of the age is the "median age" (i.e., the days at which 50% of the cases were resolved below the "median age" and 50% beyond the "median age"). The median age of all resolved cases was 188 days in January 2026.

- **Pending Caseload (Tables 3-A and 3-B)**

  The pending active caseload (those cases not on warrant, deferred disposition, stay or appeal status, and not yet resolved) at the end of January 2026was 342 cases. The pending numbers were 464, 647, 572, 286, 301, 302, 417, and 359 cases at the year-end of 2018, 2019, 2020, 2021, 2022, 2023, 2024, and 2025, respectively.

- **Age of Pending Cases (Table 3-C)**

  At the end of January 2026, the median age of the pending cases was 136 days, meaning 50% of the pending cases were under 5 months, with 94 cases older than 9 months.

CONCLUSION: In the first month of 2026, 51 juvenile offense cases were filed. The court resolved 61 cases in the same month. The pending active juvenile offense caseload were 342 cases at the end of January 2026 with 94 cases over 9 months old.

Terminology

Age of Pending Case

Time (days) from filing to resolution, less suspense time if applicable.

Age of Resolved Case

Time (days) from filing to resolution, less suspense time if applicable.

Filing

A juvenile offense case filed at the King County Superior Court with a new case number assigned.

Median Age

Half cases are less and half cases are more (the 50 percentile).

Pending Case

A case is defined as pending if it is unresolved and not on suspense status.

Pending Caseload

Number of pending cases at the end of reporting period.

Resolution

A case is resolved if all issues in the complaint are fully adjudicated.

Resolution Category

Four resolution categories are used to report resolution of criminal cases: Fact-findings (CVCT, AQCT), guilty plea (GP, GPAT), dismissal (DSM, DAT), and other (all other resolution codes).

Suspended Case

A case is placed in suspense status (removing from active) during the reporting period.

Suspense Status

A case is said to be on suspense status if it is on warrant or appeal.

Suspense Time

Time (days) a case is on suspense status.

DDSP – Deferred Dispositions

Entered – A case listed as entered means that a youth has stipulated to the facts in support of the charge and is considered adjudicated per RCW 13.4-0.127 however the court defers imposition of the disposition based on conditions being met.

Completed by Dismissal – The youth complied with all terms of the deferred disposition conditions and the case is dismissed and charges vacated.

Completed by Order of Disposition – The youth did NOT comply with all terms of the deferred disposition and is sentenced.

Figure 1. Number of Juvenile Offense Filings, Resolutions and Pending Caseload by Month

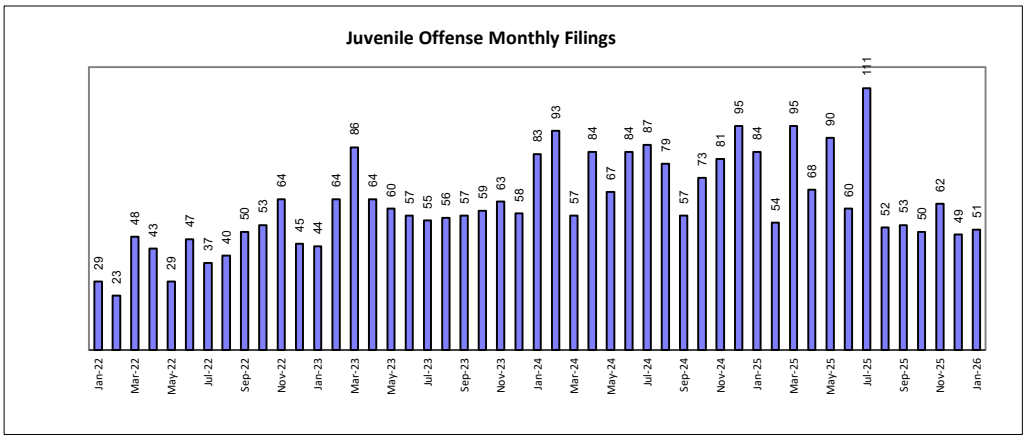

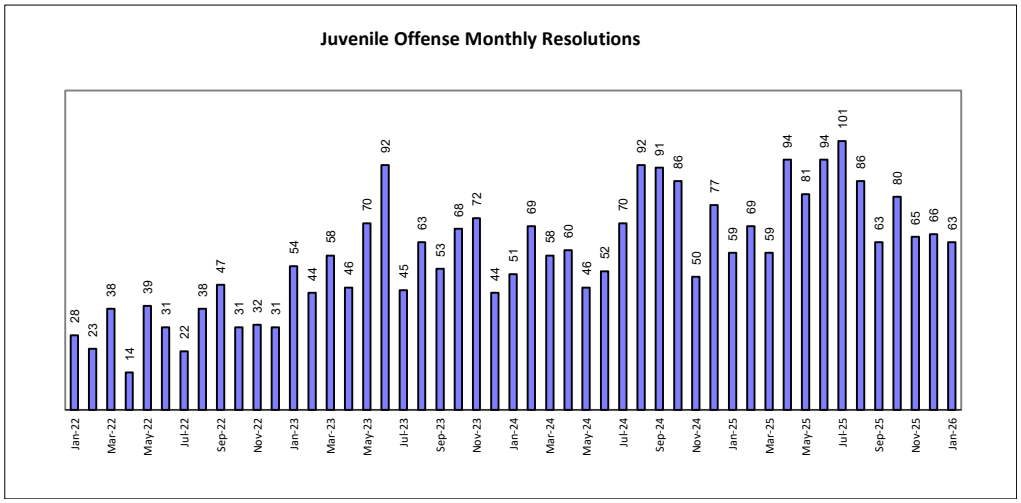

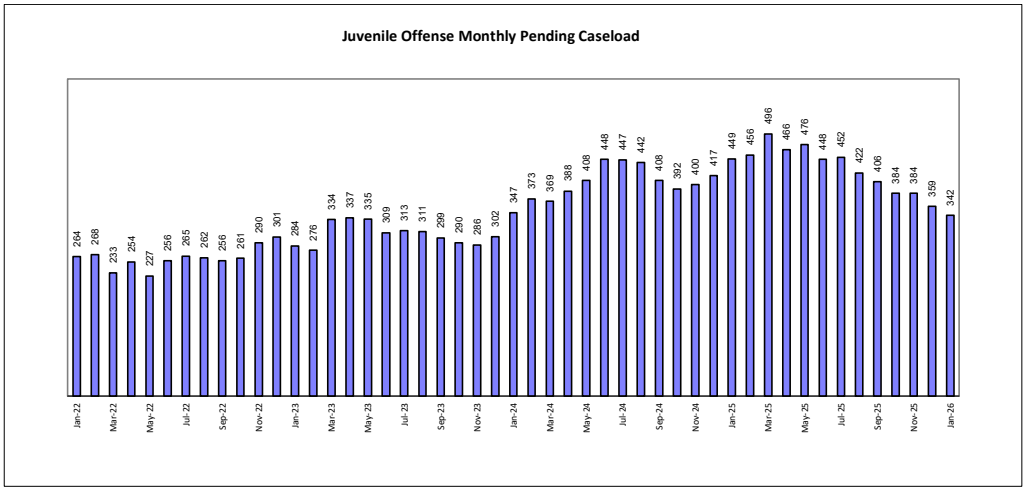

Table 1. Monthly Juvenile Offense New Filings

King County Superior Court

	Jan	Feb	Mar	Apr	May	Jun	Jul	Aug	Sep	Oct	Nov	Dec
All Cases												
2023	44	64	86	64	60	57	55	56	57	59	63	58
2024	83	93	57	84	67	84	87	79	57	73	81	95
2025	84	54	95	68	90	60	111	52	53	50	62	49
2026	51											
Felony												
2023	35	50	73	47	41	41	45	48	47	38	49	41
2024	67	67	39	70	53	57	65	55	46	51	53	70
2025	52	40	70	51	57	36	80	37	38	31	41	33
2026	36											
Misdemeanor												
2023	7	11	9	10	9	10	7	8	4	15	13	12
2024	13	19	14	10	12	21	16	21	8	19	25	18
2025	25	11	23	11	27	22	28	14	13	10	19	13
2026	14											
Other												
2023	2	3	4	7	10	6	3	0	6	6	1	5
2024	3	7	4	4	2	6	6	3	3	3	3	7
2025	7	3	2	6	6	2	3	1	2	9	2	3
2026	1											

Table 2-A. Monthly Juvenile Offense Resolutions

King County Superior Court

	Jan	Feb	Mar	Apr	May	Jun	Jul	Aug	Sep	Oct	Nov	Dec
All Cases												
2023	54	44	58	46	70	92	45	63	53	68	72	44
2024	51	69	58	60	46	52	70	92	91	86	50	77
2025	59	69	59	94	81	94	101	86	63	80	65	66
2026	63											
Felony												
2023	30	32	42	30	50	67	35	51	36	55	52	35
2024	39	47	43	45	43	39	48	67	76	60	40	58
2025	35	56	35	70	57	72	82	64	38	41	38	43
2026	43											
Misdemeanor												
2023	17	4	14	11	11	19	8	12	15	7	19	6
2024	9	18	11	11	2	6	14	21	12	21	9	11
2025	17	10	22	18	18	20	16	21	24	30	25	20
2026	19											
Other												
2023	7	8	2	5	9	6	2	0	2	6	1	3
2024	3	4	4	4	1	7	8	4	3	5	1	8
2025	7	3	2	6	6	2	3	1	1	9	2	3
2026	1											

Table 2-B. Monthly Juvenile Offense Resolution Category

King County Superior Court

	Jan	Feb	Mar	Apr	May	Jun	Jul	Aug	Sep	Oct	Nov	Dec
All Cases												
2025 # of Resolutions	**59**	**69**	**59**	**94**	**81**	**94**	**101**	**86**	**63**	**80**	**65**	**66**
Resolved by F.F. (%)	0%	0%	0%	0%	0%	0%	0%	0%	0%	0%	0%	0%
Resolved by G.P. (%)	31%	48%	39%	38%	46%	51%	42%	37%	40%	20%	35%	42%
Dismissed (%)	46%	38%	44%	39%	37%	40%	46%	47%	40%	56%	54%	47%
Deferred Disposition (%)	10%	10%	14%	16%	10%	6%	10%	15%	19%	13%	8%	6%
Other Resolutions (%)	14%	4%	3%	6%	7%	2%	3%	1%	2%	11%	3%	5%
2026 # of Resolutions	**63**											
Resolved by F.F. (%)	0%											
Resolved by G.P. (%)	40%											
Dismissed (%)	54%											
Deferred Disposition (%)	5%											
Other Resolutions (%)	2%											
Felony												
2025 # of Resolutions	**35**	**56**	**35**	**70**	**57**	**72**	**82**	**64**	**38**	**41**	**38**	**43**
Resolved by F.F. (%)	0%	0%	0%	0%	0%	0%	0%	0%	0%	0%	0%	0%
Resolved by G.P. (%)	40%	54%	51%	47%	56%	58%	45%	45%	58%	34%	50%	61%
Dismissed (%)	43%	36%	29%	36%	30%	35%	43%	36%	16%	54%	42%	30%
Deferred Disposition (%)	14%	11%	20%	17%	14%	7%	12%	19%	26%	12%	8%	9%
Other Resolutions (%)	3%	0%	0%	0%	0%	0%	0%	0%	0%	0%	0%	0%
2026 # of Resolutions	**43**											
Resolved by F.F. (%)	0%											
Resolved by G.P. (%)	49%											
Dismissed (%)	47%											
Deferred Disposition (%)	5%											
Other Resolutions (%)	0%											
Misdemeanor												
2025 # of Resolutions	**17**	**10**	**22**	**18**	**18**	**20**	**16**	**21**	**24**	**30**	**25**	**20**
Resolved by F.F. (%)	0%	0%	0%	0%	0%	0%	0%	0%	0%	0%	0%	0%
Resolved by G.P. (%)	24%	30%	23%	17%	28%	30%	31%	14%	13%	7%	16%	10%
Dismissed (%)	71%	60%	73%	67%	72%	65%	69%	81%	79%	77%	76%	90%
Deferred Disposition (%)	6%	10%	5%	17%	0%	5%	0%	5%	8%	17%	8%	0%
Other Resolutions (%)	0%	0%	0%	0%	0%	0%	0%	0%	0%	0%	0%	0%
2026 # of Resolutions	**19**											
Resolved by F.F. (%)	0%											
Resolved by G.P. (%)	21%											
Dismissed (%)	74%											
Deferred Disposition (%)	5%											
Other Resolutions (%)	0%											

Resolution categories:

F.F. = Convicted by Court (CVCT) or Acquittal by Court (AQCT).

G.P. = Guilty Plea before Adjudicatory Hearing (GP) or Guilty Plea after Adjudicatory Hearing Commencement (GPAT).

Dismissed = Dismissal before Adjudicatory Hearing (DSM) or Dismissal after Adjudicatory Hearing Commencement (DAT).

Other Resolutions = Uncontested (UNDS) or Change of Venue (CHV) or Declination of Jurisdiction (DECL) or Consolidated Case (CONS).

Age = time between filing and resolution. Suspense time on warrant, diversion, appeal or stay status is excluded.

Table 2-C. Age (days) of Resolved Juvenile Offense Cases vs. Time Standard

King County Superior Court

	Jan	Feb	Mar	Apr	May	Jun	Jul	Aug	Sep	Oct	Nov	Dec
All Cases												
2024: # of Cases Resolved	**51**	**69**	**58**	**60**	**46**	**52**	**70**	**92**	**91**	**86**	**50**	**77**
Median Age (days)	***125***	***128***	***157***	***139***	***84***	***127***	***132***	***106***	***174***	***160***	***157***	***146***
% in 0 - 4 months (goal=90%)	47%	48%	50%	57%	70%	44%	42%	58%	20%	50%	32%	46%
% in 0 - 6 months (goal=98%)	65%	65%	79%	75%	83%	67%	72%	77%	52%	65%	62%	62%
% in 0 - 9 months (goal=100%)	80%	83%	86%	88%	94%	75%	87%	91%	78%	88%	80%	74%
2025: # of Cases Resolved	**59**	**69**	**59**	**94**	**81**	**94**	**101**	**86**	**63**	**80**	**65**	**66**
Median Age (days)	***108***	***127***	***141***	***124***	***121***	***186***	***140***	***143***	***121***	***121***	***155***	***165***
% in 0 - 4 months (goal=90%)	58%	46%	46%	48%	49%	37%	57%	47%	49%	50%	34%	27%
% in 0 - 6 months (goal=98%)	83%	68%	61%	67%	78%	49%	70%	73%	60%	60%	58%	55%
% in 0 - 9 months (goal=100%)	91%	94%	70%	80%	93%	67%	88%	92%	84%	73%	81%	83%
2026: # of Cases Resolved	**63**											
Median Age (days)	***188***											
% in 0 - 4 months (goal=90%)	24%											
% in 0 - 6 months (goal=98%)	48%											
% in 0 - 9 months (goal=100%)	65%											
Felony												
2024: # of Cases Resolved	**39**	**47**	**43**	**45**	**43**	**39**	**48**	**67**	**76**	**60**	**40**	**58**
Median Age (days)	***135***	***135***	***187***	***147***	***82***	***126***	***157***	***119***	***192***	***178***	***168***	***151***
% in 0 - 4 months (goal=90%)	39%	45%	44%	53%	72%	44%	35%	51%	16%	48%	30%	40%
% in 0 - 6 months (goal=98%)	59%	64%	72%	71%	81%	72%	65%	72%	49%	65%	58%	59%
% in 0 - 9 months (goal=100%)	80%	83%	81%	89%	93%	77%	88%	88%	75%	83%	75%	71%
2025: # of Cases Resolved	**35**	**56**	**35**	**70**	**57**	**72**	**82**	**64**	**38**	**41**	**38**	**43**
Median Age (days)	***119***	***136***	***160***	***125***	***137***	***169***	***148***	***148***	***133***	***154***	***205***	***168***
% in 0 - 4 months (goal=90%)	51%	43%	37%	46%	44%	39%	56%	44%	42%	42%	26%	23%
% in 0 - 6 months (goal=98%)	77%	63%	54%	66%	74%	51%	70%	70%	58%	54%	45%	56%
% in 0 - 9 months (goal=100%)	89%	93%	66%	80%	91%	68%	85%	91%	84%	73%	76%	81%
2026: # of Cases Resolved	**43**											
Median Age (days)	***193***											
% in 0 - 4 months (goal=90%)	26%											
% in 0 - 6 months (goal=98%)	49%											
% in 0 - 9 months (goal=100%)	65%											
Misdemeanor												
2024: # of Cases Resolved	**9**	**18**	**11**	**11**	**2**	**6**	**14**	**21**	**12**	**21**	**9**	**11**
Median Age (days)	***103***	***130***	***86***	***151***	***163***	***248***	***123***	***97***	***145***	***138***	***140***	***163***
% in 0 - 4 months (goal=90%)	67%	44%	64%	55%	0%	17%	50%	71%	25%	48%	33%	46%
% in 0 - 6 months (goal=98%)	78%	61%	100%	82%	100%	33%	79%	91%	58%	62%	78%	64%
% in 0 - 9 months (goal=100%)	78%	78%	100%	82%	100%	50%	79%	100%	92%	100%	100%	82%
2025: # of Cases Resolved	**17**	**10**	**22**	**18**	**18**	**20**	**16**	**21**	**24**	**30**	**25**	**20**
Median Age (days)	***108***	***113***	***119***	***156***	***120***	***220***	***130***	***135***	***109***	***172***	***132***	***208***
% in 0 - 4 months (goal=90%)	53%	50%	55%	39%	50%	25%	56%	52%	58%	47%	40%	25%
% in 0 - 6 months (goal=98%)	88%	90%	68%	61%	83%	35%	69%	81%	63%	57%	76%	45%
% in 0 - 9 months (goal=100%)	94%	100%	73%	74%	94%	60%	100%	95%	83%	63%	88%	85%
2026: # of Cases Resolved	**19**											
Median Age (days)	***188***											
% in 0 - 4 months (goal=90%)	16%											
% in 0 - 6 months (goal=98%)	42%											
% in 0 - 9 months (goal=100%)	63%											

Age = time between filing and resolution. Suspense time on warrant, appeal or stay status is excluded.

Table 3-A. Monthly Juvenile Offense Pending Caseload

King County Superior Court

	Jan	Feb	Mar	Apr	May	Jun	Jul	Aug	Sep	Oct	Nov	Dec
All Cases												
2023	284	276	334	337	335	309	313	311	299	290	286	302
2024	347	373	369	388	408	448	447	442	408	392	400	417
2025	449	456	496	466	476	448	452	422	406	384	384	359
2026	342											
Felony												
2023	218	213	258	260	257	237	244	244	244	233	233	238
2024	279	295	293	314	323	348	356	343	315	300	300	314
2025	337	337	372	348	348	320	319	289	284	284	286	272
2026	261											
Misdemeanor												
2023	66	62	72	73	73	67	63	61	47	51	47	56
2024	63	69	71	68	78	94	89	98	92	92	100	103
2025	112	119	124	118	128	128	139	133	121	99	97	87
2026	81											
Other												
2023	0	1	4	4	5	5	6	6	8	6	6	8
2024	9	9	5	6	7	6	2	1	1	0	0	0
2025	0	0	0	0	0	0	0	0	1	1	1	0
2026	0											

The pending caseload is total number of active cases, excluding cases on warrant/appeal/stay status.

Table 3-B. Month-to-Month Change (%) in Juvenile Offense Pending Caseload

King County Superior Court

	Jan	Feb	Mar	Apr	May	Jun	Jul	Aug	Sep	Oct	Nov	Dec
All Cases												
2023	-5.6%	-2.8%	+21.0%	+0.9%	-0.6%	-7.8%	+1.3%	-0.6%	-3.9%	-3.0%	-1.4%	+5.6%
2024	+14.9%	+7.5%	-1.1%	+5.1%	+5.2%	+9.8%	-0.2%	-1.1%	-7.7%	-3.9%	+2.0%	+4.3%
2025	+7.7%	+1.6%	+8.8%	-6.0%	+2.1%	-5.9%	+0.9%	-6.6%	-3.8%	-5.4%	+0.0%	-6.5%
2026	-4.7%											
Felony												
2023	-2.7%	-2.3%	+21.1%	+0.8%	-1.2%	-7.8%	+3.0%	0.0%	0.0%	-4.5%	0.0%	+2.1%
2024	+17.2%	+5.7%	-0.7%	+7.2%	+2.9%	+7.7%	+2.3%	-3.7%	-8.2%	-4.8%	0.0%	+4.7%
2025	+7.3%	0.0%	+10.4%	-6.5%	0.0%	-8.0%	-2.2%	-7.7%	-1.7%	0.0%	+0.7%	-4.9%
2026	-4.0%											
Misdemeanor												
2023	-12.0%	-6.1%	+16.1%	+1.4%	0.0%	-8.2%	-6.0%	-3.2%	-23.0%	+8.5%	-7.8%	+19.1%
2024	+12.5%	+9.5%	+2.9%	-4.2%	+14.7%	+20.5%	-5.3%	+10.1%	-6.1%	0.0%	+8.7%	+3.0%
2025	+8.7%	+6.3%	+4.2%	-4.8%	+8.5%	0.0%	+8.6%	-4.3%	-9.0%	-18.2%	-2.0%	-10.3%
2026	-6.9%											

The pending caseload is total number of active cases, excluding cases on warrant/appeal/stay status.

Table 3-C. Age (days) of Pending Juvenile Offense Cases

King County Superior Court

	Jan	Feb	Mar	Apr	May	Jun	Jul	Aug	Sep	Oct	Nov	Dec
All Cases												
2025: # of Pending Cases	**449**	**456**	**496**	**466**	**476**	**448**	**452**	**422**	**406**	**384**	**384**	**359**
Median Age (days)	***88***	***102***	***111***	***119***	***116***	***112***	***178***	***194***	***130***	***136***	***139***	***142***
# of cases within 0 - 2 mo.	166	131	135	144	132	122	144	124	97	86	92	94
# of cases within 3 - 4 mo.	95	124	141	90	109	119	86	91	100	85	76	64
# of cases within 5 - 6 mo.	58	54	75	95	78	54	70	57	53	67	65	61
# of cases within 7 – 9 mo.	55	63	63	56	67	77	70	55	52	50	55	43
# of cases > 9 mo.	75	84	82	81	90	76	82	95	104	96	96	97
2026: # of Pending Cases	**342**											
Median Age (days)	***136***											
# of cases within 0 - 2 mo.	88											
# of cases within 3 -4 mo.	65											
# of cases within 5 - 6 mo.	53											
# of cases within 7 – 9 mo.	42											
# of cases > 9 mo.	94											
Felony												
2025: # of Pending Cases	**337**	**337**	**372**	**348**	**348**	**320**	**313**	**289**	**284**	**284**	**286**	**272**
Median Age (days)	***100***	***102***	***110***	***120***	***115***	***117***	***178***	***194***	***130***	***128***	***137***	***142***
# of cases within 0 - 2 mo.	124	92	104	110	94	78	97	87	70	68	70	70
# of cases within 3 -4 mo.	68	97	106	64	83	90	54	55	67	61	56	51
# of cases within 5 - 6 mo.	50	41	55	73	59	37	54	40	33	43	49	46
# of cases within 7 – 9 mo.	41	46	47	42	49	61	52	41	39	37	38	31
# of cases > 9 mo.	54	61	60	59	63	54	56	66	75	75	73	74
2026: # of Pending Cases	**261**											
Median Age (days)	***136***											
# of cases within 0 - 2 mo.	63											
# of cases within 3 - 4 mo.	49											
# of cases within 5 - 6 mo.	43											
# of cases within 7 – 9 mo.	32											
# of cases > 9 mo.	74											
Misdemeanor												
2025: # of Pending Cases	**112**	**119**	**124**	**118**	**128**	**128**	**139**	**133**	**121**	**99**	**97**	**87**
Median Age (days)	***81***	***108***	***117***	***119***	***119***	***110***	***177***	***195***	***133***	***138***	***144***	***142***
# of cases within 0 - 2 mo.	42	39	31	34	38	44	47	37	26	17	22	24
# of cases within 3 - 4 mo.	27	27	35	26	26	29	32	36	33	24	19	13
# of cases within 5 - 6 mo.	8	13	20	22	19	17	16	17	20	24	16	15
# of cases within 7 – 9 mo.	14	17	16	14	18	16	18	14	13	13	17	12
# of cases > 9 mo.	21	23	22	22	27	22	26	29	29	21	23	23
2026: # of Pending Cases	**81**											
Median Age (days)	***110***											
# of cases within 0 - 2 mo.	25											
# of cases within 3 - 4 mo.	16											
# of cases within 5 - 6 mo.	10											
# of cases within 7 – 9 mo.	10											
# of cases > 9 mo.	20											

Age = time between filing and the end of the reporting month. Suspense time on warrant, appeal or stay status is excluded.