

2026-2031 King County Parks Levy Feedback Results

King County Parks conducted community outreach and engagement in March and April 2024 for the 2026–2031 King County Parks Levy. We asked for top priorities and preferences on how meeting the needs of King County communities could look and feel.

- To get diverse community input to inform the upcoming 2026-2031 Parks Levy, King County Parks conducted **21 in-person and virtual community engagement events** and hosted **2 online surveys** across **8 languages**.
- **4,800+ people** across **all 9 King County Council Districts** shared priorities across **5 major themes** drawn from past engagements in the 2020-2025 levy period, as well as suggestions on **what success in each of these themes looks like**.
- Across all respondents, 2 themes emerged as top priorities: **Safety and Belonging**, and **New Parks, Trails, Recreation, and Infrastructure**. **Equity, Representation, Inclusion, and Access** and **Maintenance, Repairs, and Staffing** also rose to the surface across **different demographic groups**.
- Differences in top priorities and what success looks like arose based on **which engagement channel people came in through, demographics, and where they live**.

Public Results

We asked respondents to rank their **top 3 priorities**. Across all respondents – both from public survey and in-person engagement – they agreed on **2 themes**:



Safety & belonging



**New parks, trails,
recreation opportunities,
& infrastructure**

- BIPOC survey respondents prioritized **safety and belonging** at nearly **2x the level** of White-identifying respondents.
- BIPOC survey respondents are **more likely to be taking the bus to parks than their White-identifying respondents**.
- BIPOC survey respondents' maintenance feedback focused on parks **2x more than trails**.
- Survey respondents **with (and without!) disabilities** asked for **more universal design and adaptive programs for all abilities** because it improves access and belonging for all.
- Survey respondents with disabilities tied for which theme was most important to them – **maintenance, repairs, and staffing** and **safety and belonging**.
- Survey respondents **with disabilities (and without!)** mentioned **restrooms and pavement** often in comments for the impact on their ability to enjoy parks and trails.

When it came to the 3rd theme, differences arose based on which **engagement channel** people came in through, **individual identities**, and **where in the County they live**.

4,530 participants total

Public Survey #1

53% of respondents are female



73% of respondents are White

**Maintenance,
repairs, & staffing**

49% of their households make \$100K+ per year

More than 290 participants

In-Person
Engagement #1

79% of in-person engagements took place with priority populations in priority areas



**Equity,
representation,
inclusion, & access**

At least 56% of the respondents were BIPOC

The highest volume engagements were with Iraqi immigrants and refugees, Spanish speakers, and BIPOC youth

Partner Results

- Partners shared that safety and belonging in parks, maintained facilities, universally-designed park amenities, and relationship building with County employees were important areas for building positive experiences for both the organizations and the communities they serve.
- These priorities echo much of what the public shared with a special emphasis on making information about Parks accessible and easy to find.

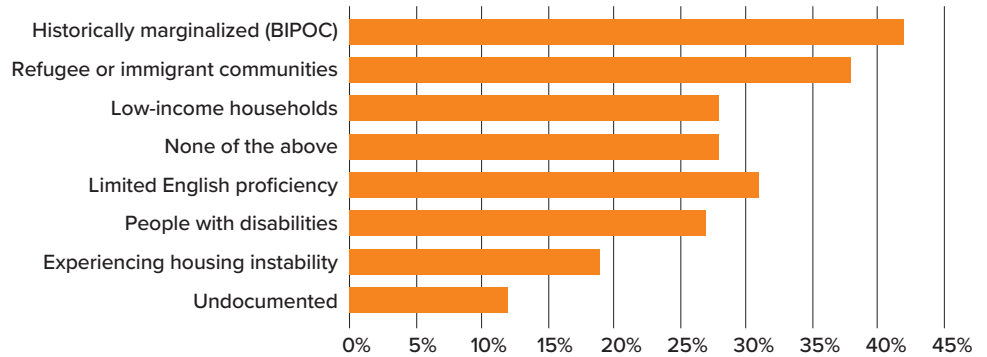
Partner survey respondents identified these **3 themes** as their **top priorities**.



- 46 respondents, over half of which are environmental or advocacy organizations, or local government or government agencies
- Respondents provide services mainly in English (89%) & Spanish (32%)
- 72% of respondents serve over 500 community members per year

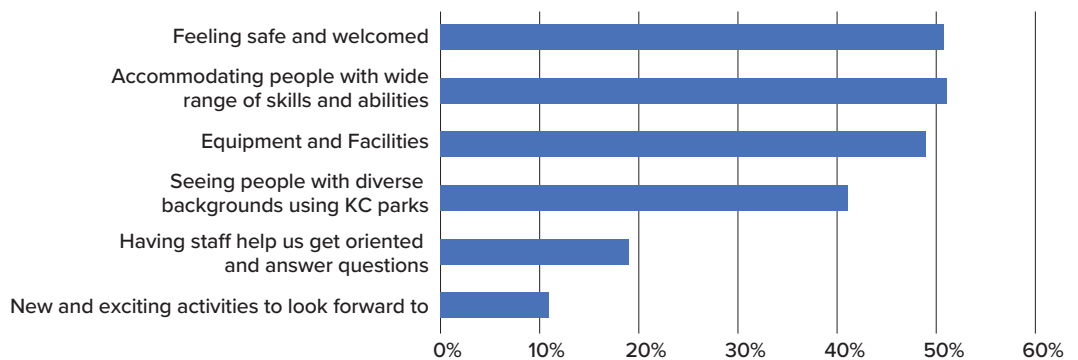
PARTNER FEEDBACK: COMMUNITIES SERVED

Which of the following make up a significant portion (10% or more) of the people utilizing your services or programs?



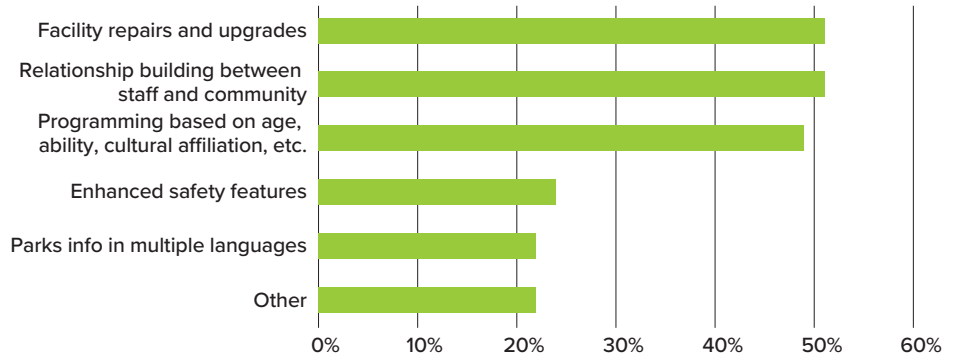
PARTNER FEEDBACK: POSITIVE EXPERIENCES

When participating in King County Parks services, what has had the greatest impact on creating good experiences for the people in your organization?



PARTNER FEEDBACK: IMPROVEMENTS

What improvements can King County Parks make to better serve the community your organization represents?



What does success in each of your top themes look like to you?

Safety & belonging

“

“Me gusta sentirme parte de la comunidad por eso me encanta ir a los parques.”

Translation: “I would like to feel like part of the community, this is why I love going to parks.”

“

“Well maintained, accessible, well lit, call boxes, safety features in place.”

“

“Feeling of being in a safe place - no threats to my wellbeing (personal, physical, environmental) while I'm there.”

“

“All parks feel safe and welcoming of people regardless of where they are coming from (ie close by or further away). That could include multi-language signage. At least some periodic presence by parks staff to ensure safe conditions, promptly clean-up graffiti, etc.”

New parks, trails, recreation opportunities, & infrastructure

“

“Increased grant funds for new parks, trails, and facilities to help support growing communities where there's a lack of facilities..”

“

“Success looks like the goals of the Land Conservation Initiative are met.”

“

“A wide range of ways to interact with parks (sports, gathering spaces, community gardens, playgrounds, walking paths, etc.)”

“

“Integrated network of trails throughout the county. Preserved open space that provides habitat for wildlife with corridors that connect preserves.”

Maintenance, repairs, & staffing

“

“If it is not maintained, it's not worth having/building.”

“

“24/7/365 clean and open to use restrooms.”

“

“Facility availability and staffing to keep the facility operating fully during our needed time.”

“

“Maintenance funding is essential. There is never enough of it.”

“

“Parks are in good shape and safe for users. Areas are clean and maintained. User are encouraged to clean up after themselves because the space they are in is not already a mess. Infrastructure should be sturdy and functional.”

Equity, representation, inclusion, & access

“

“Access for disabled persons is the key to greater inclusion, and this includes access to information online on how to use the parks, as well as inclusive designs when they get to the park.”

“

“More funding in the Healthy Communities and Parks Fund.”

“

“Ensuring Black and Brown communities have access to parks and open spaces, walking trails...”

“

“It's not just that Tribes need access to information. To honor Tribes' sovereign and inherent rights, Tribes and Tribal Members need unique consideration, which the County has not fully recognized yet.”