



Asset Management

Asset Management is the coordinated activity of an organization to realize the value from its assets. WTD manages over 60,000 assets valued at almost \$5 Billion, including equipment like pumps and motors, infrastructure like pipelines and tanks, buildings, vehicles and technology, and software and databases.

Management of these assets includes planning, design, procurement, maintenance, repair, refurbishment or replacement of sewer lines and equipment at pump stations and treatment plants to avoid sewer overflows, and to keep our staff and the public safe. WTD is committed to meeting all regulatory requirements and fulfilling our customer's expectations while minimizing the total cost of the system.

Much of the King County wastewater treatment system is over 50 years with many assets reaching "end of life" each year. WTD uses objective and measurable criteria to prioritize asset management projects so that we can plan and forecast the maintenance or replacement of critical assets.

Contact us

If you have questions regarding this information, please contact:

Olivia Robinson at Olivia.Robinson@kingcounty.gov, 206-477-3566



A big mechanical job at our West Point Treatment Plant replaced a special part of our sedimentation tanks. [Learn more.](#)

Status of key areas of Asset Management Program (March 2022)

WTD Assets

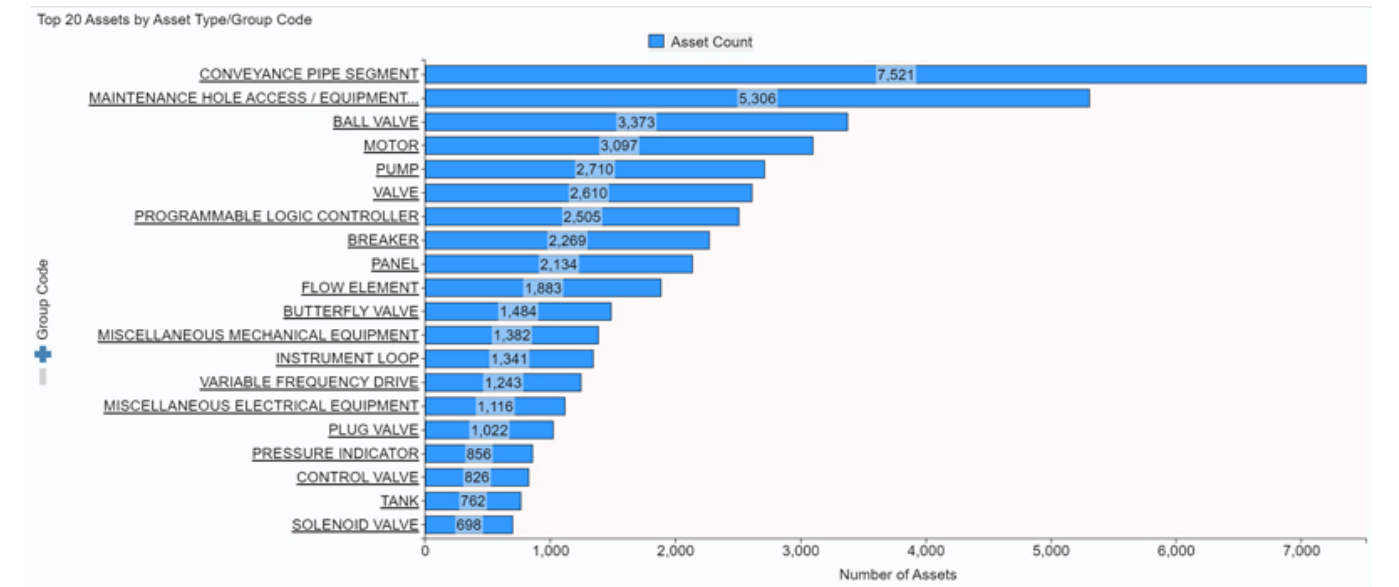
+

Asset Registry

The Asset Registry is the database of physical assets in our maintenance system. The database includes multiple attributes of our assets to help us maintain and analyze our value-added activities to extend useful life of the asset.

Below is a graph of the top 20 assets by asset type or group code.

Top 20 assets by Asset Type or Group Code

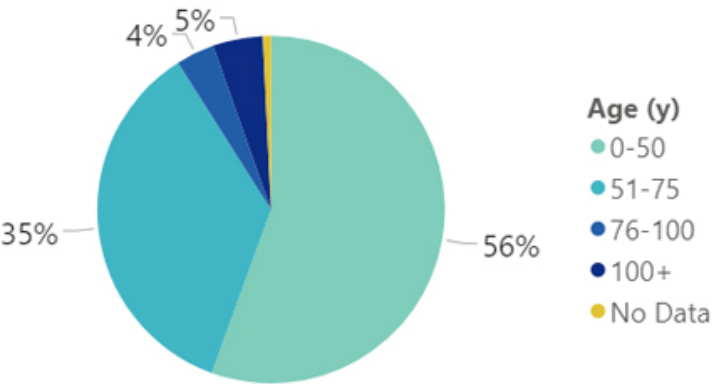


Conveyance Pipe Age

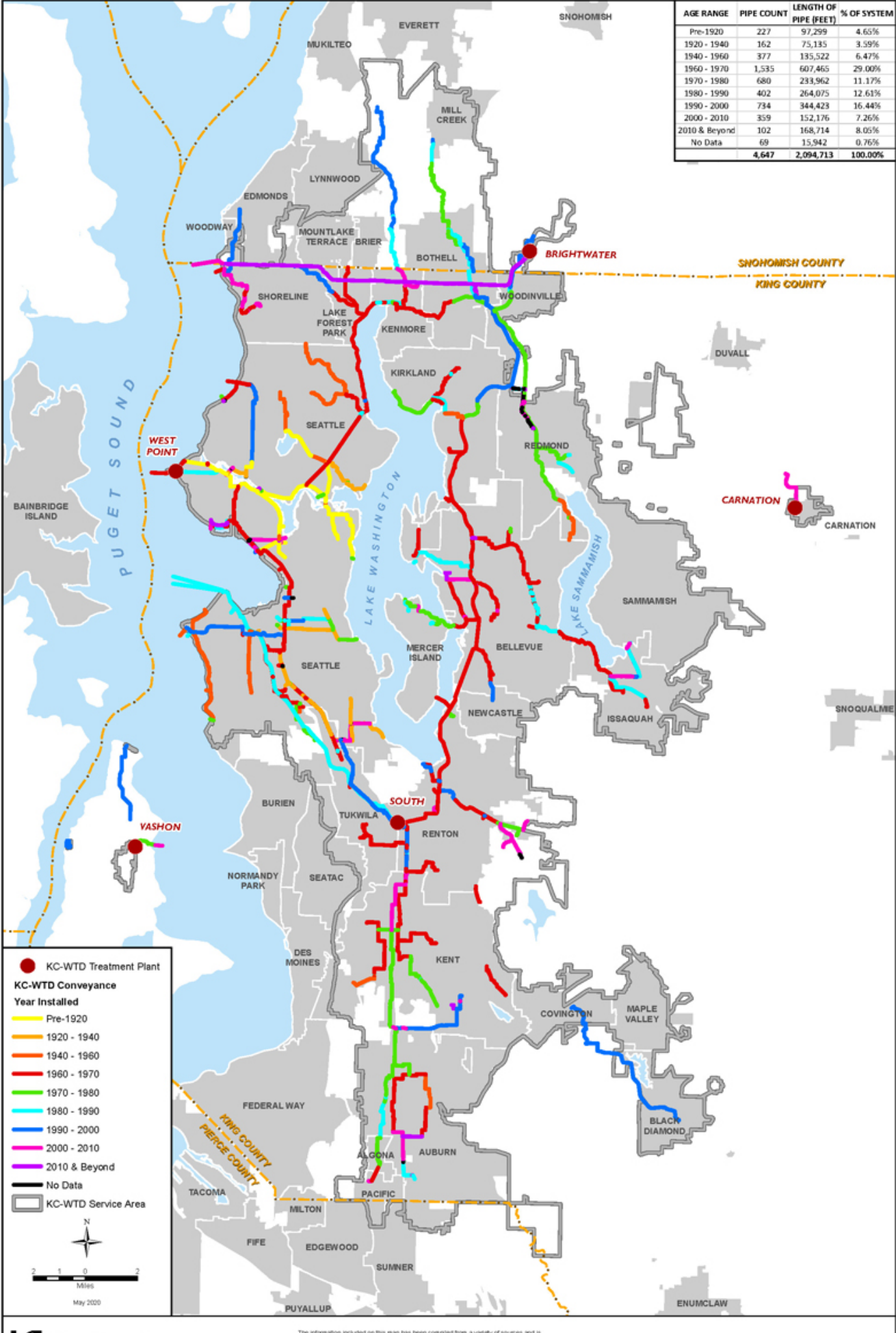
Conveyance Pipe by Age Range


Conveyance Pipe by Age Range

Age (y)	Percentage	Length (mi)
0-50	56%	220
51-75	35%	141
76-100	4%	14
100+	5%	18
No Data	1%	3



KC-WTD Conveyance Pipe Segments By Year Installed





King County

Department of
Natural Resources and Parks

Wastewater Treatment
Division

King County makes no representations or warranties, express or implied, as to accuracy, completeness, timeliness, or rights to the use of such information. This document is not intended for use as a survey product. King County shall not be liable for any general, special, indirect, incidental, or consequential damages including, but not limited to, lost revenues or lost profits resulting from the use or misuse of the information contained on this map. Any sale of this map or information on this map is prohibited except by written permission of King County.

File Name: C:\work\conveyance_age.mxd cross

Data Source: King County

KC-WTD Conveyance
Pipe Segments By Year Installed

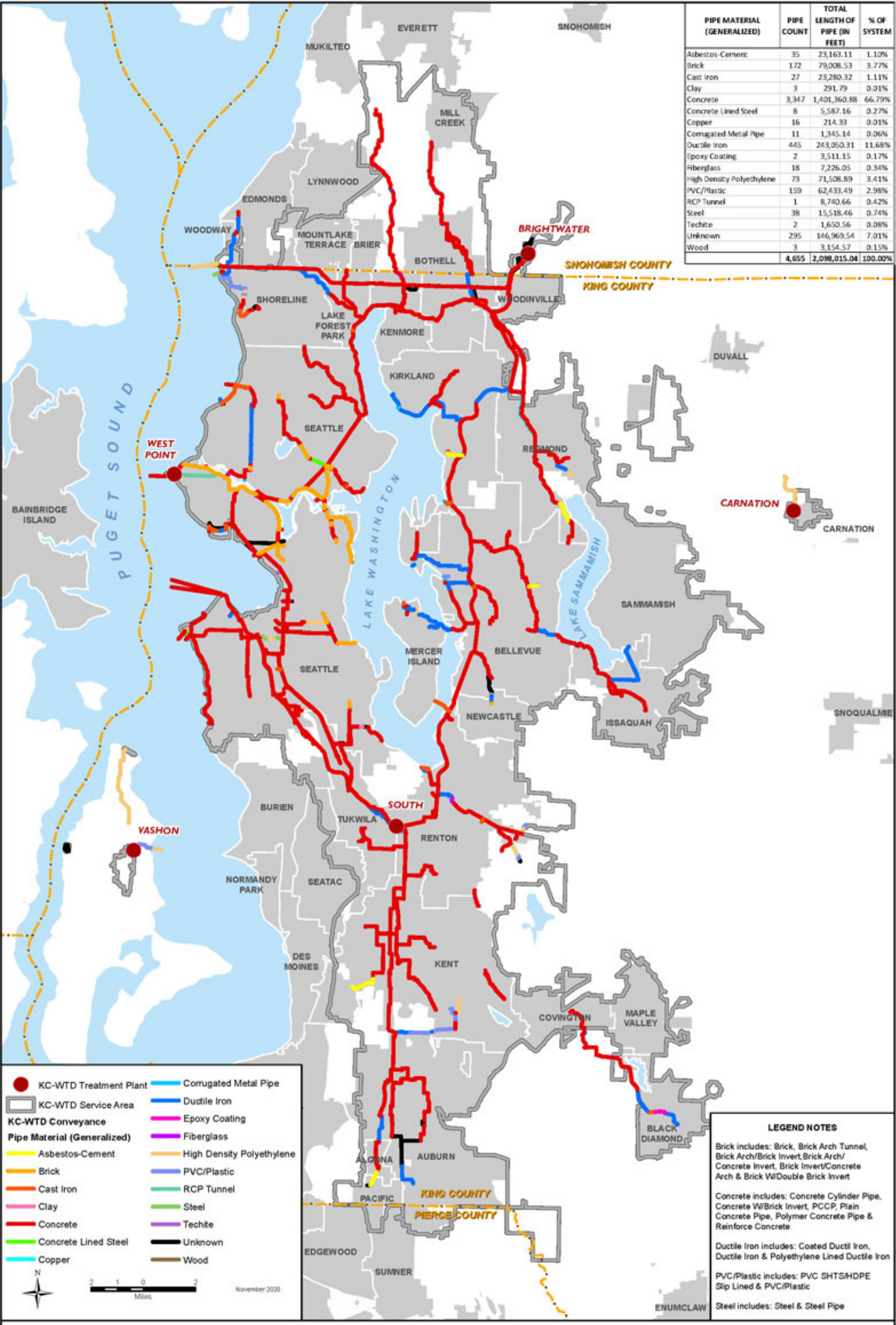
View as [PDF](#).

Conveyance Pipe Material

KC-WTD Conveyance Pipe Segments By Type of Material

<https://kingcounty.gov/depts/dnrp/wtd/system/asset-management.aspx?print=1>

5/12





The information included on this map has been compiled from a variety of sources and is subject to change without notice. King County makes no representations or warranties, express or implied, as to accuracy, completeness, timeliness, or rights to the use of such information. This document is not intended for use as a survey product. King County shall not be liable for any general, special, indirect, incidental, or consequential damages including, but not limited to, lost revenues or lost profits resulting from the use or misuse of the information contained on this map. Any sale of this map or information on this map is prohibited except by written permission of King County.

File Name: Q:\NATD\Projects\Baseline\Map\Project\conveyance_material.mxd cross
Data Source: King County

KC-WTD Conveyance Pipe Segments By Material Type

View as [PDF](#).

How we maintain

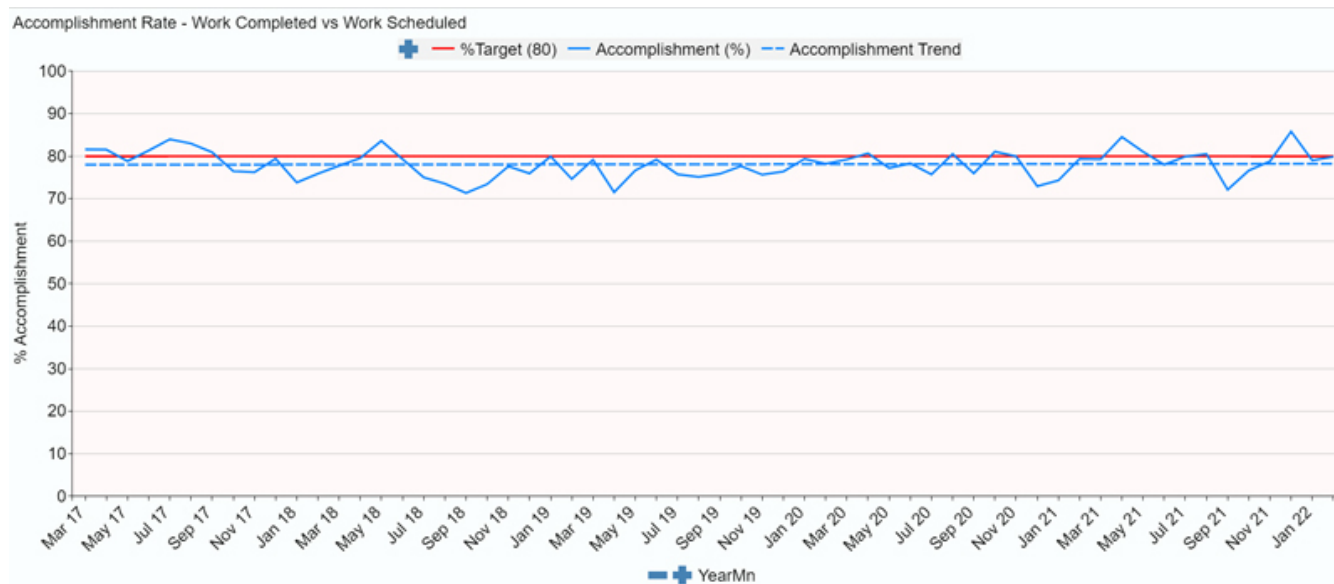


Scheduling allows us to implement proactive maintenance strategies while simultaneously coordinating short-term/unexpected work. By measuring the accomplishment against the schedule we develop a weekly feedback loop to increase completion and address roadblocks. This helps us to:

- Review the backlog of work to make sure we are addressing the highest priority items.
- Coordinate maintenance activities with affected groups to promote efficiency (maintenance, operations, etc)

Below is a chart documenting the accomplishment rate.

Maintenance Work Accomplishment Rate – Work Completed vs Work Scheduled

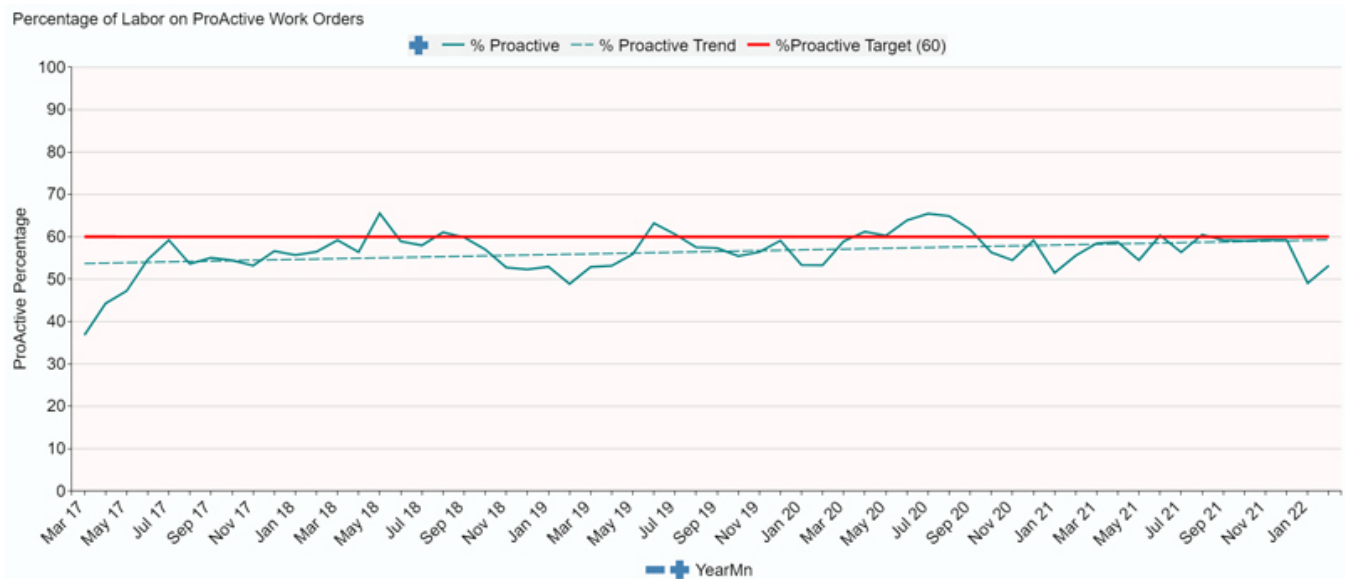


Proactive activities are documented maintenance strategies that we have to avoid or detect failure before it affects our system. Reactive activities are when our assets are telling us what they need. We are always in a continuous improvement process to:

- learn what our assets need to proactively address them
- reduce our reactive maintenance to improve reliability and decrease operating costs

Below is a chart documenting the percentage of our labor hours against proactive work.

Percentage of Maintenance Labor on Proactive Work Orders



Eyes on our current assets

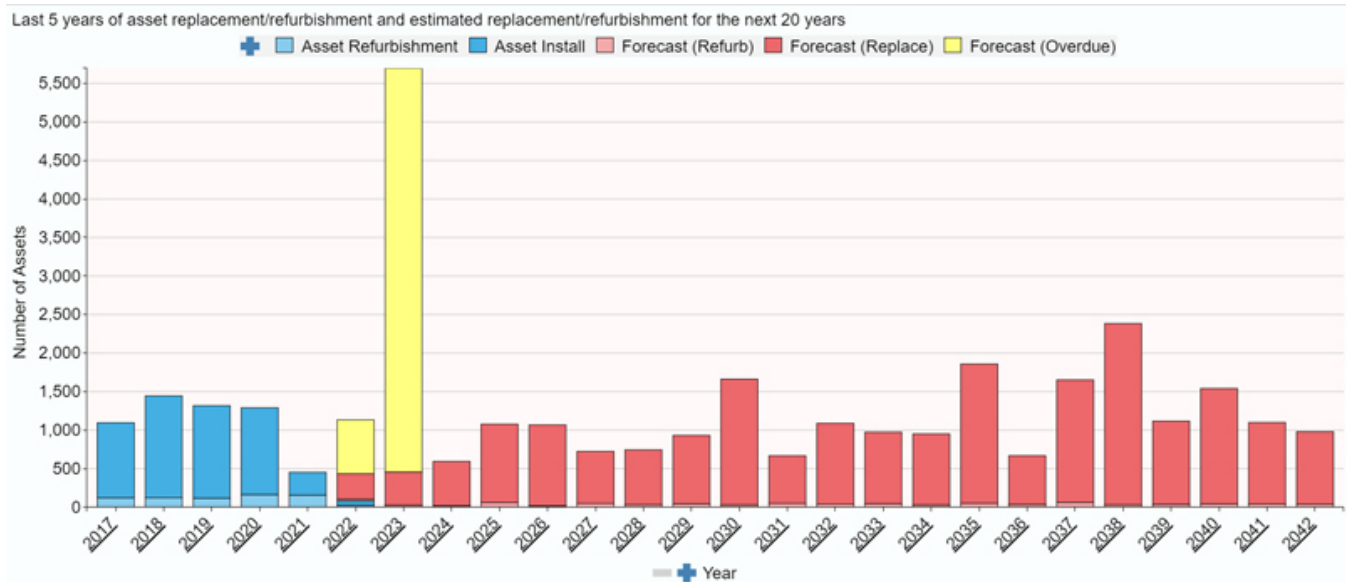


WTD is in the process of estimating the useful life of our 60,000 assets. This estimation allows us to:

- Determine a condition assessment cycle to assess both the individual asset and it's estimated useful life.
- Proactively refurbish or replace them to maintain our high levels of service.
- Track assets to ensure needed work is completed and issues are addressed in a timely manner.

The graph below depicts the magnitude of assets refurbished or replaced in past years as well as a forecast (using the estimated useful life) of assets to be refurbished or replaced for planning purposes. Areas in yellow indicate backlog of assets that are operating beyond their estimated replacement/refurbishment date. These assets have a medium to low priority because they are still in good condition, meet performance standards and have a low criticality within the system. These assets may require increased maintenance attention to ensure reliability.

Last 5 years of Asset Replacement/Refurbishment and Estimated Replacement/Refurbishment for the next 20 Years



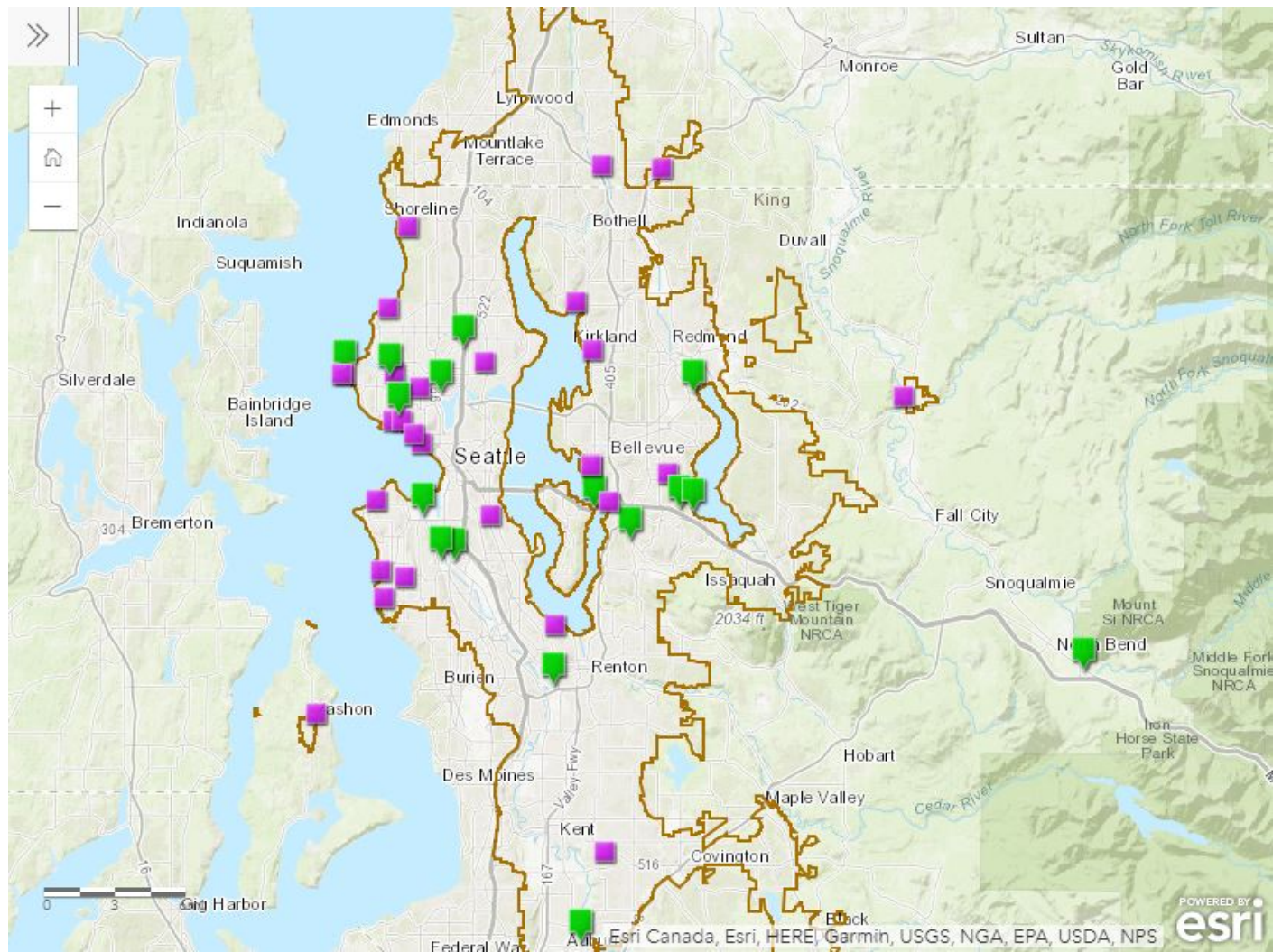
Web page archive



- September 2021
- July 2021
- April 2021
- January 2021 (web page launch)

Learn more about asset management and capital projects

WTD Capital Projects



WTD Clean Water Stories



Working from home works for inspection group, August 3, 2021

Videos

How King County Wastewater extends the life of our pipes by lining them



Learn how [King County repairs and protects pipes from degradation using a technique called "lining."](#)

Wastewater Treatment Division

King Street Center
201 S. Jackson St., KSC-NR-5500
Seattle, WA 98104

[Get directions](#)

Contact us



206-477-5371



[WTD Division Directory](#)



website.wtd@kingcounty.gov



Last Updated March 29, 2022