



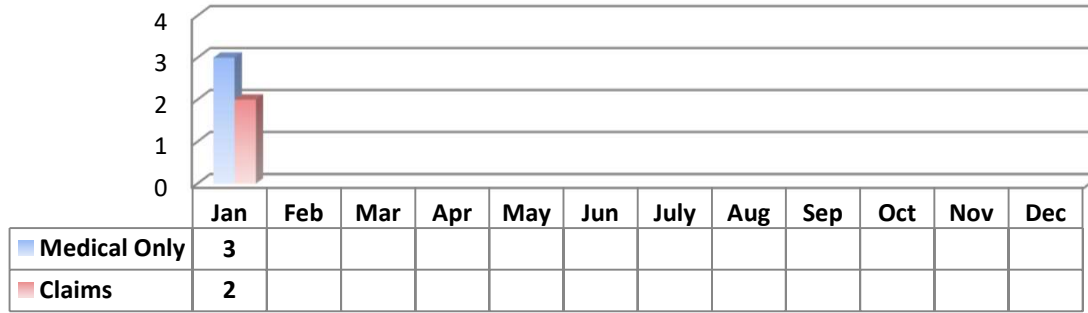
WTD Claims-Summary January 2024 (Per Month View Total - 5 Claims)

Department of
Natural Resources and Parks
King County Wastewater Treatment Division

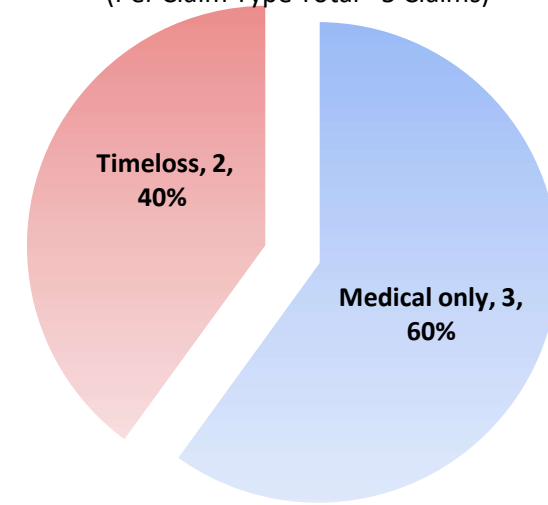


WTD Claims-Summary January 2024 (Per Claim Type Total - 5 Claims)

Department of
Natural Resources and Parks
King County Wastewater Treatment Division



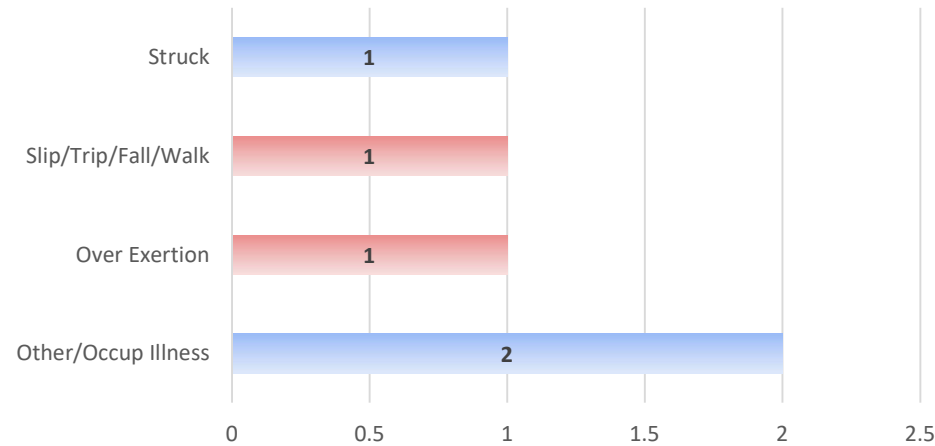
Icomp Data as of 2/28/2024



Icomp Data as of 2/28/2024



WTD Claims-Summary January 2024 (Injury Type - 5 Claims)

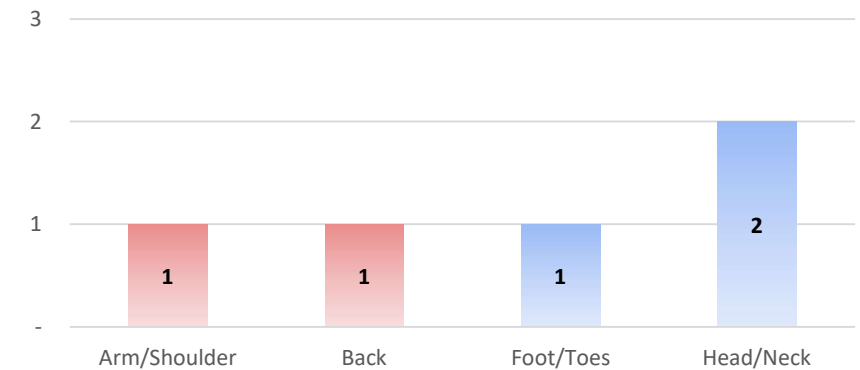


Icomp Data as of 2/28/2024



WTD Claims-Summary January 2024 (Per Part of Body - 5 Claims)



Department of
Natural Resources and Parks
King County Wastewater Treatment Division



Icomp Data as of 2/28/2024



WTD Claims-Summary January 2024 (Per Action Type - 5 Claims)

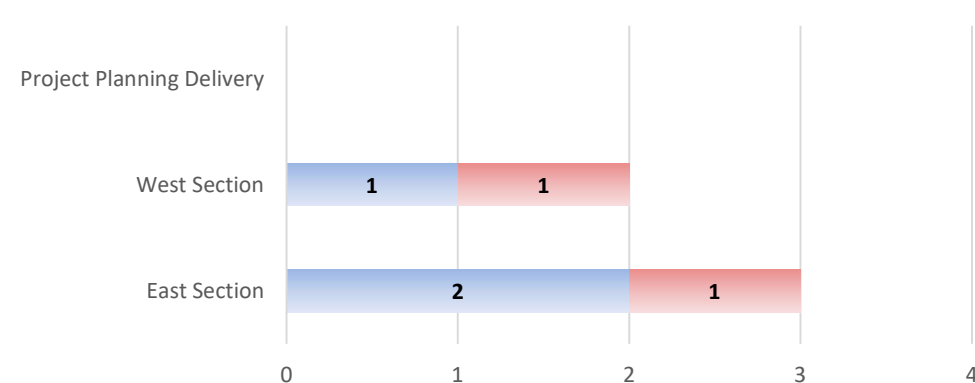



Medical Only
Claims

Icomp Data as of 2/28/2024



WTD Claims-Summary January 2024 Location Type - 5 Claims

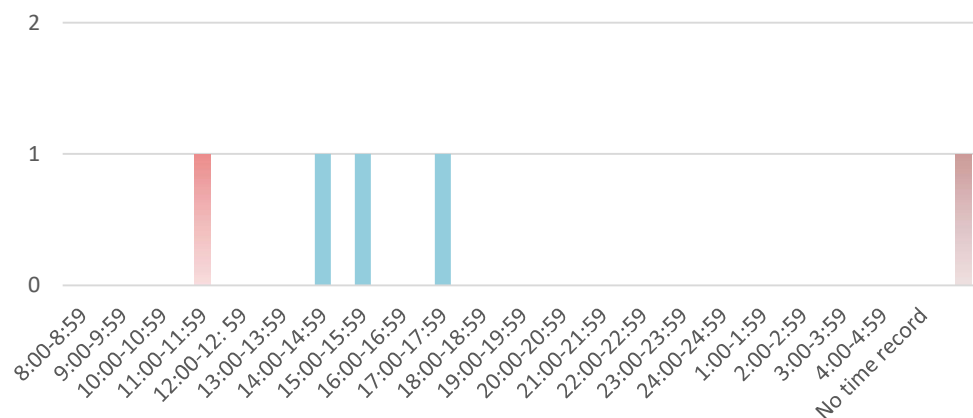
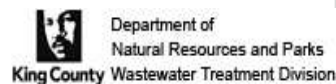


Medical Only
Claims

Icomp Data as of 2/28/2024



WTD Claims-Summary January 2024 Claim Status - 5 Claims

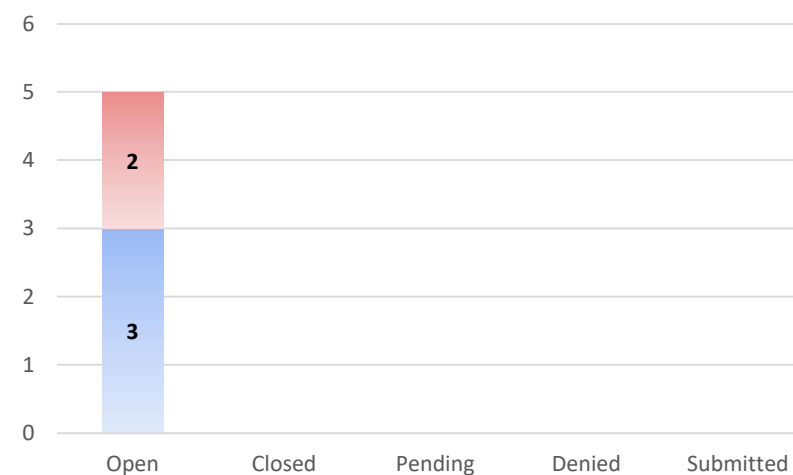



Medical Only
Claims

Icomp Data as of 2/28/2025



WTD Claims-Summary January 2024 Claim Status - 5 Claims



Medical Only
Claims

Icomp Data as of 2/28/2024