



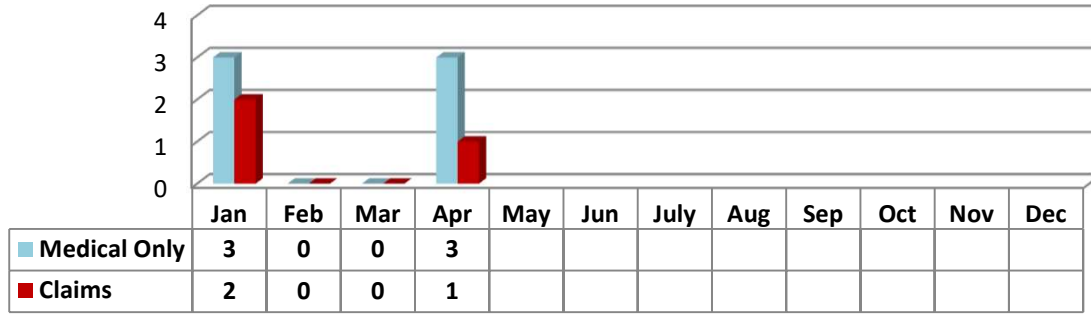
**WTD Claims-Summary**  
January-April 2024  
(Per Month View Total - 9 Claims)

Department of  
Natural Resources and Parks  
King County Wastewater Treatment Division

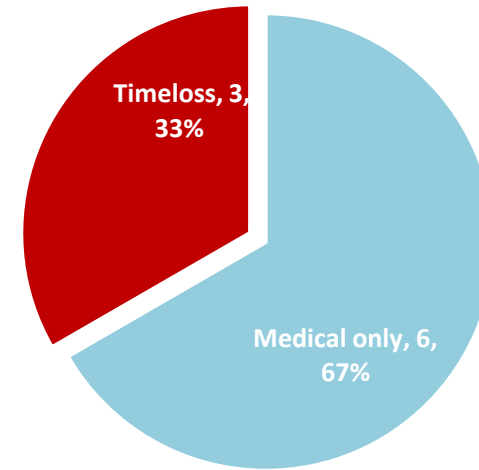


**WTD Claims-Summary**  
January - April 2024  
(Per Claim Type Total - 9 Claims)

Department of  
Natural Resources and Parks  
King County Wastewater Treatment Division



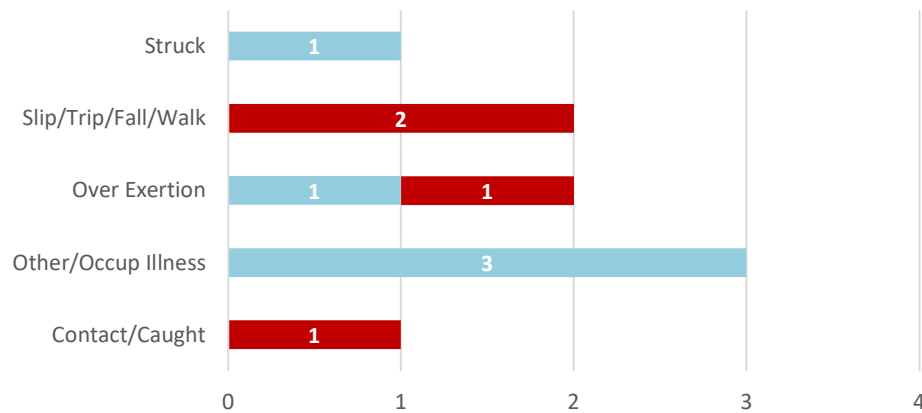
Icomp Data as of 5/17/2024



Icomp Data as of 5/17/2024



**WTD Claims-Summary**  
January - April 2024  
(Injury Type - 9 Claims)

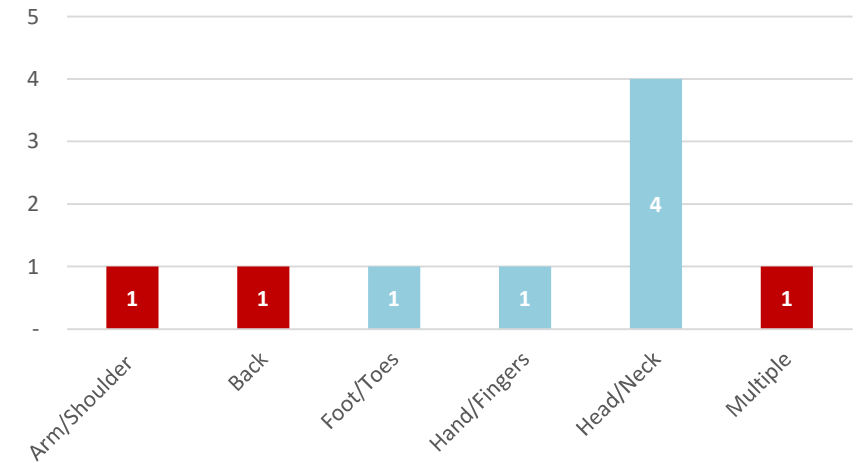


Icomp Data as of 5/17/2024



**WTD Claims-Summary**  
January - April 2024  
(Per Part of Body - 9 Claims)

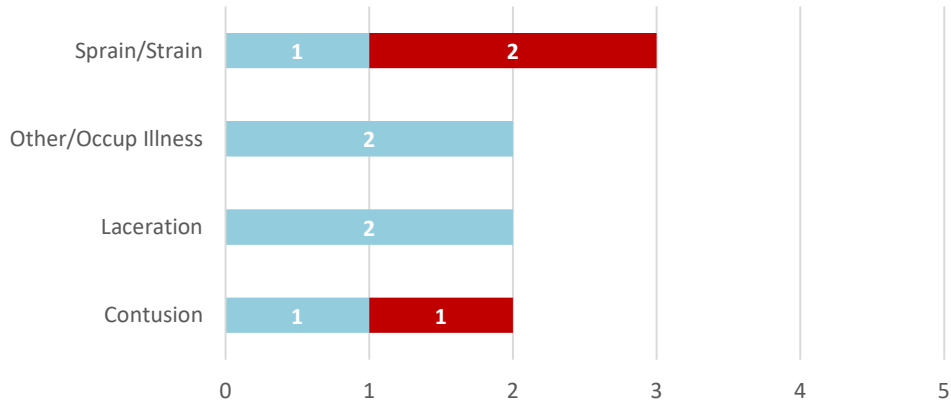
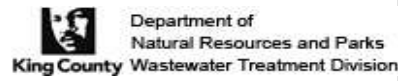
Department of  
Natural Resources and Parks  
King County Wastewater Treatment Division



Icomp Data as of 5/17/2024



### WTD Claims-Summary January - April 2024 (Per Action Type - 9 Claims)

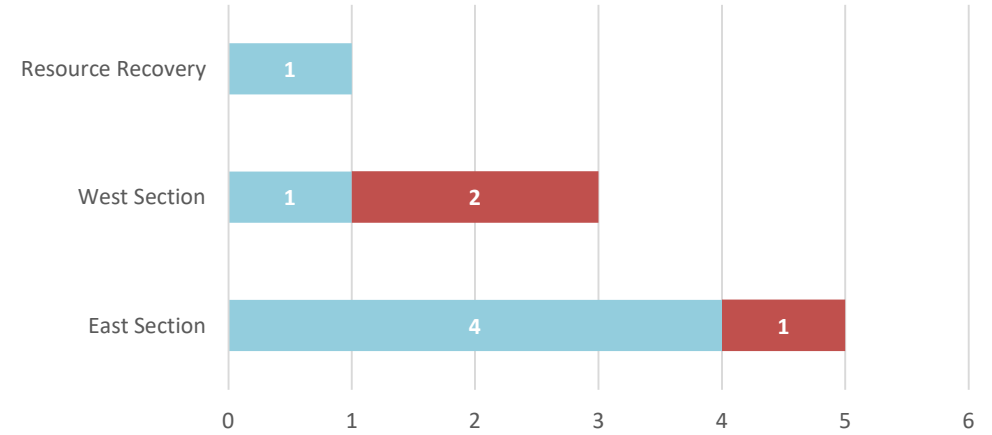
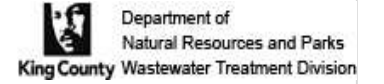


■ Medical Only  
■ Claims

Icomp Data as of 5/17/2024



### WTD Claims-Summary January - April 2024 Location Type - 9 Claims

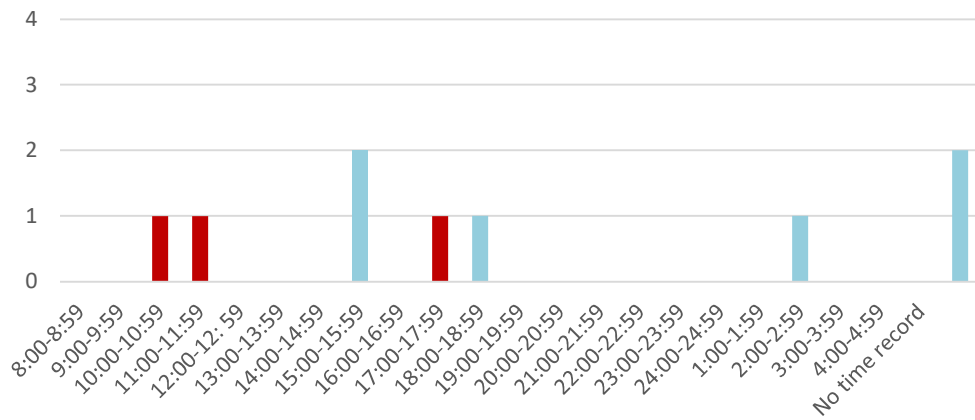
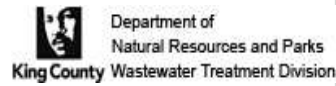


■ Medical Only  
■ Claims

Icomp Data as of 5/17/2024



### WTD Claims-Summary January - April 2024 Claim Status - 9 Claims

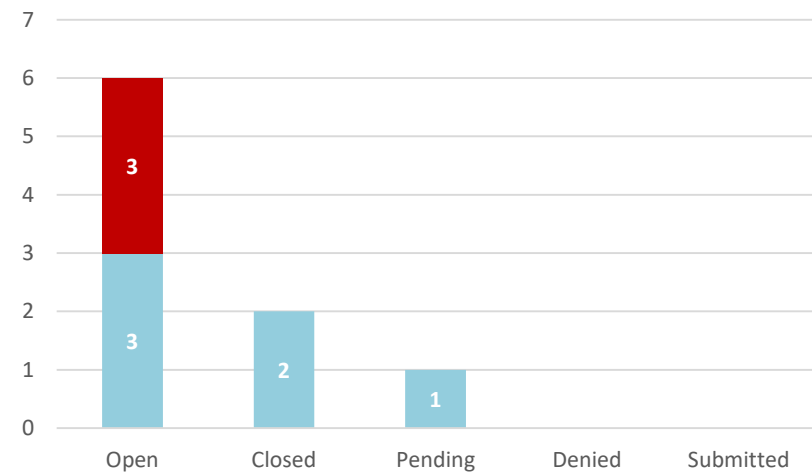
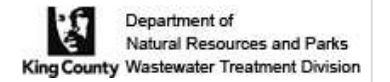


■ Medical Only  
■ Claims

Icomp Data as of 5/17/2024



### WTD Claims-Summary January - April 2024 Claim Status - 9 Claims



■ Medical Only  
■ Claims

Icomp Data as of 5/17/2024