



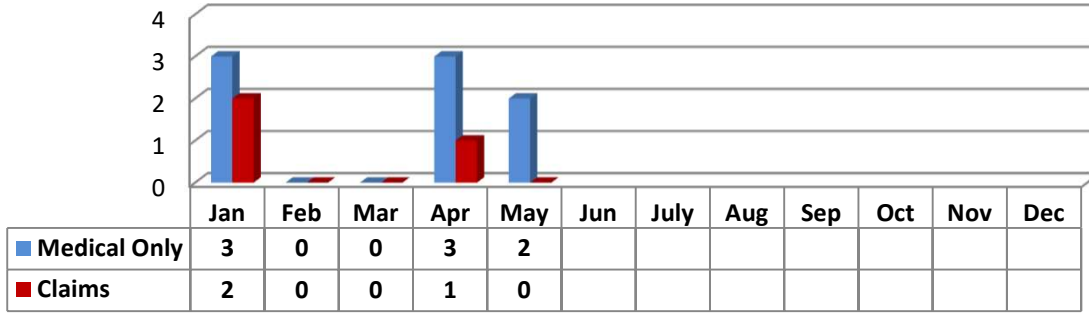
**WTD Claims-Summary**  
January-May 2024  
(Per Month View Total - 11 Claims)

Department of  
Natural Resources and Parks  
King County Wastewater Treatment Division

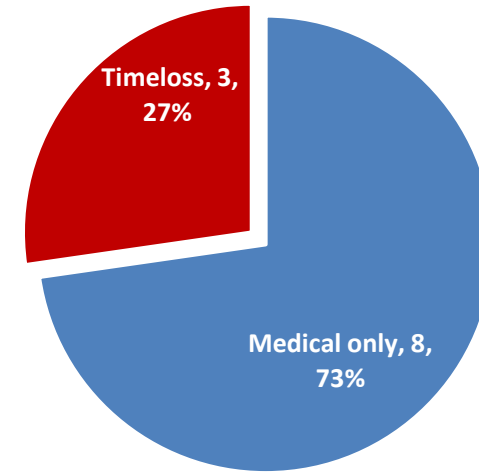


**WTD Claims-Summary**  
January - May 2024  
(Per Claim Type Total - 11 Claims)

Department of  
Natural Resources and Parks  
King County Wastewater Treatment Division



Icomp Data as of 6/21/2-24

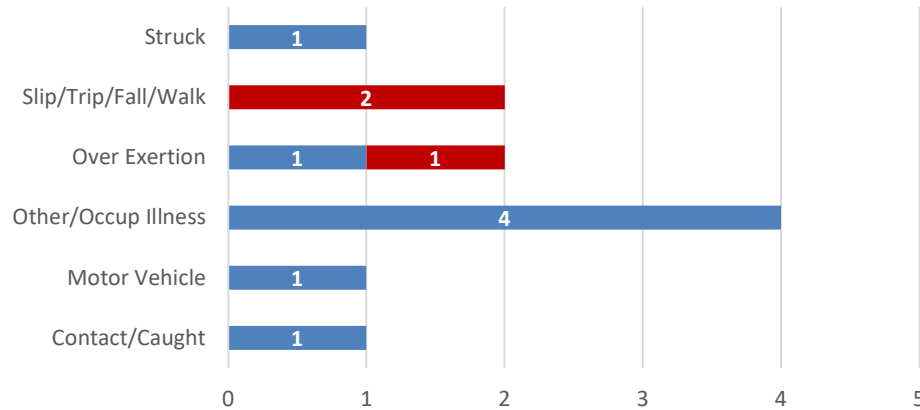


Medical Only  
Claims

Icomp Data as of 6/21/2024



**WTD Claims-Summary**  
January - May 2024  
(Injury Type - 11 Claims)



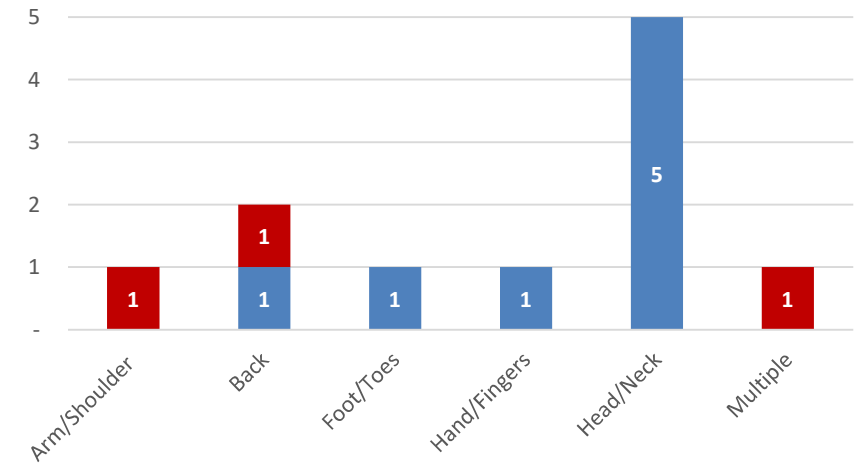
Icomp Data as of 6/21/2024

Medical Only  
Claims



**WTD Claims-Summary**  
January - May 2024  
(Per Part of Body - 11 Claims)

Department of  
Natural Resources and Parks  
King County Wastewater Treatment Division

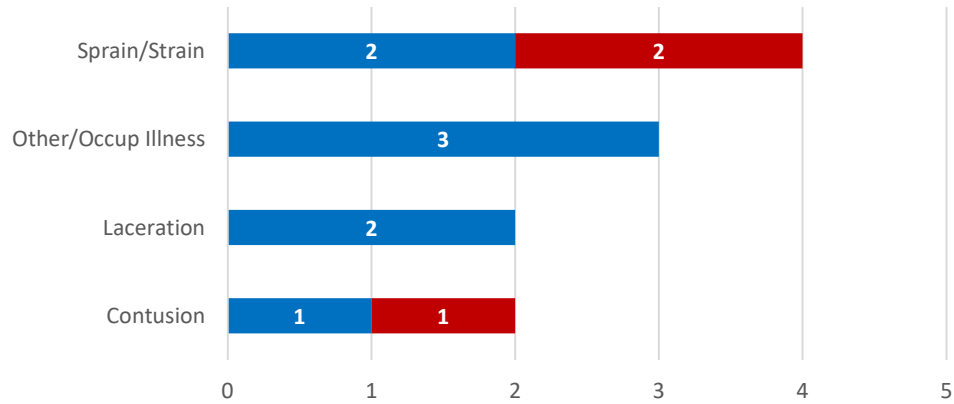


Icomp Data as of 6/21/2024

Medical Only  
Claims



### WTD Claims-Summary January - May 2024 (Per Action Type - 11 Claims)

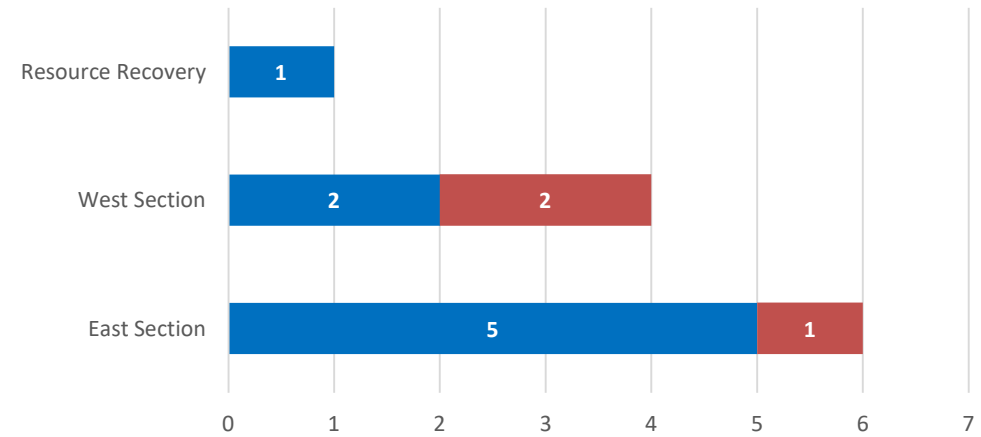


Icomp Data as of 6/21/2024

Medical Only  
Claims



### WTD Claims-Summary January - May 2024 Location Type - 11 Claims

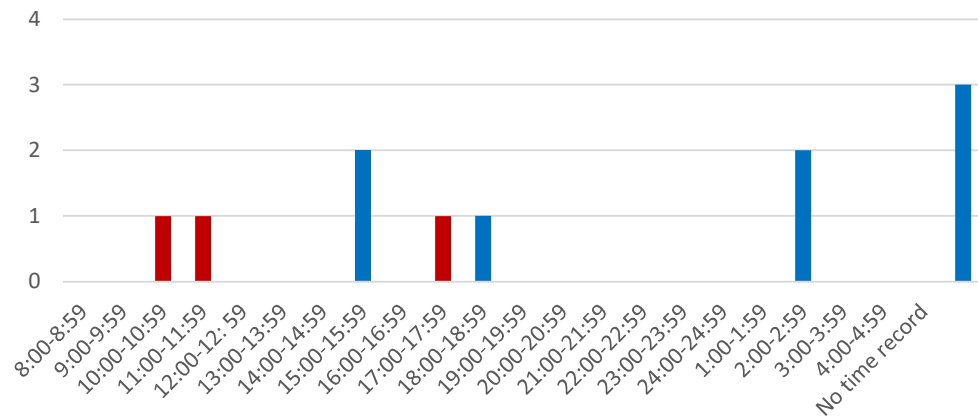


Icomp Data as of 6/21/2024

Medical Only  
Claims



### WTD Claims-Summary January - May 2024 Claim Status - 11 Claims

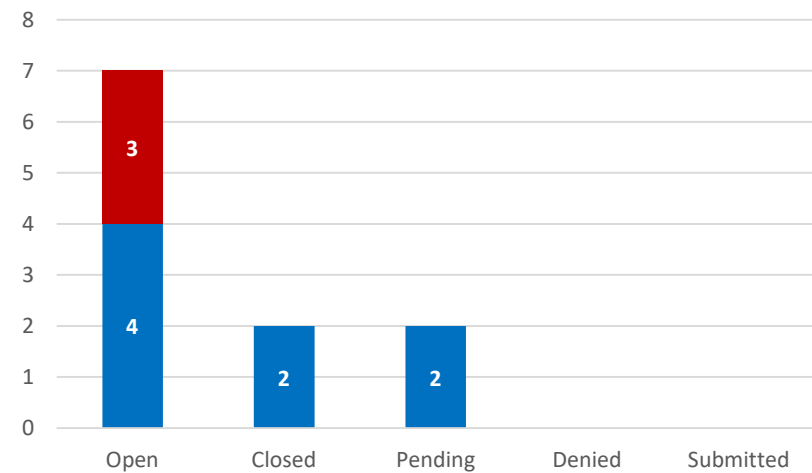


Icomp Data as of 6/21/2024

Medical Only  
Claims



### WTD Claims-Summary January - May 2024 Claim Status - 11 Claims



Icomp Data as of 6/21/2-24

Medical Only  
Claims