



NORTH MERCER ISLAND/ENATAI Sewer Upgrade Project

September 12, 2022

Crews continue to prepare for Horizontal Directional Drilling (HDD) at Enatai Beach Park and Sweyolocken Pump Station

As soon as September 16, crews will start the first of three steps in the HDD process: drilling an underground pilot bore. This work will establish the new pipe's pathway between Enatai Beach Park and the Sweyolocken Pump Station in Bellevue (see map on reverse).

What to expect during HDD work:

- Work will occur within permitted hours of 7 a.m. to 6 p.m. Monday to Friday and 7 a.m. to 6 p.m. on Saturday.
- Increased noise and/or vibration (including hammering), particularly near Enatai Beach Park and the Sweyolocken Pump Station.
- Increased construction equipment and trucks hauling materials on roads near the work sites.

Background:

Horizontal directional drilling (HDD) is typically used to install pipelines under hillsides, busy roadways, and environmentally sensitive areas (such as wetlands and streams). The contractor uses a machine on the surface to drill an underground pathway for the new pipe, and then pulls the pipe through the new path.

Pilot Bore

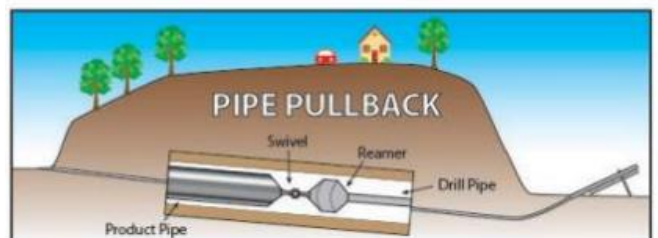
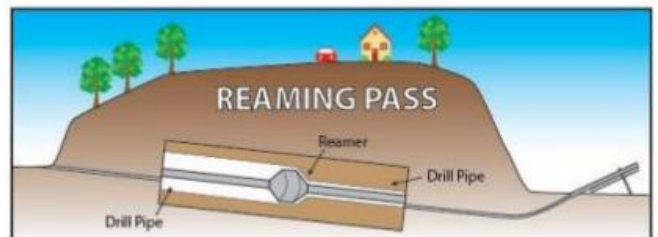
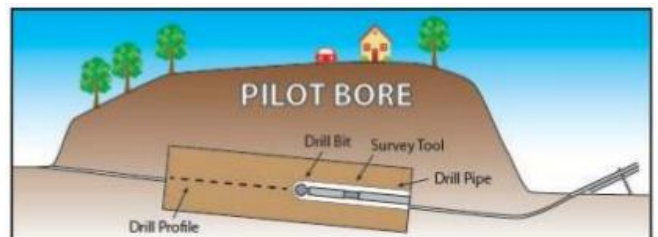
The contractor builds entry and exit points for the drilling operation. Then the contractor will complete the pilot bore, establishing the underground path for the new pipeline.

Reaming Pass

The contractor enlarges the hole to the final pipe size using a reamer. Mud from drilling in this step is collected and recycled. The contractor will be actively surveying monitoring points during drilling/reaming, ensuring that there is no effect at the ground surface.

Pipe Pullback

Once the borehole is prepared, the pipe is pulled through the hole. For this project, the pipe will float on Lake Washington and be pulled from west to east. Pullback must be done without stopping. After the pipe is in place, crews will spend several weeks grouting and testing the pipe.



Enatai Siphon Location:



We will install a new sewer pipe underneath the Enatai hillside between the Swayolocken Pump Station and Enatai Beach Park.

Learn more

- Visit the project website (scan QR code to access) www.kingcounty.gov/MercerEnataiSewer.
- Sign up for the lists you care about most by [clicking this link to our project webpage](#). Changes to email and text preferences must be done using an internet browser. Changes submitted via text to KING MERCERSEWER at 468-311 will not be applied.
- Contact the community services team at 206-263-1915 or email NMEsewer@kingcounty.gov

