APPENDIX C
EXISTING SEDIMENT QUALITY DATA

KING COUNTY SEDIMENT MANAGEMENT PLAN 2018 UPDATE

APPENDIX C: EXISTING SEDIMENT QUALITY DATA

Prepared for

King County Department of Natural Resources and Parks Sediment Management Program

Sediment Management Plan Update Project

Prepared by

Anchor QEA, LLC

720 Olive Way, Suite 1900

Seattle, Washington 98101

September 2018

This page intentionally left blank.

TABLE OF CONTENTS

1 INTRODUCTION....1

2 METHODS....1

3 REFERENCES....4

List of Tables

Table C-1 Sediment Data for Carkeek Outfall
Table C-2 Sediment Data for North Beach PS Overflows
Table C-3 Sediment Data for S Magnolia Overflow
Table C-4 Sediment Data for 53rd Ave. SW PS Overflow
Table C-5 Sediment Data for Alki Outfall
Table C-6 Sediment Data for 63rd Ave. SW Overflow
Table C-7 Sediment Data for SW Alaska St. Overflow
Table C-8 Sediment Data for Murray St. PS Overflow
Table C-9 Sediment Data for Barton St. PS Overflow
Table C-10 Sediment Data for Kingdome RS Overflow
Table C-11 Sediment Data for Chelan Ave. RS Overflow
Table C-12 Sediment Data for Harbor Ave. RS Overflow
Table C-13 Sediment Data for Brandon St. RS Overflow
Table C-14 Sediment Data for Ballard Siphon Overflow
Table C-15 Sediment Data for 11th Ave. NW Overflow
Table C-16 Sediment Data for 3rd Ave. W Overflow and Canal St. Overflow
Table C-17 Sediment Data for Dexter Ave. RS Overflow
Table C-18 Sediment Data for University RS Overflow
Table C-19 Sediment Data for Montlake RS Overflow
Table C-20 Sediment Data for Belvoir PS Overflow/30th Ave. NE Overflow
Table C-21 Sediment Data for Matthews Park PS Overflow
Table C-22 Sediment Data for E Pine St. PS Overflow
Table C-23 Sediment Data for Rainier Ave. PS Overflow
Table C-24 Sediment Data for MLK Jr. Way Overflow/Henderson St. PS Overflow

List of Figures

Figure C-1 Carkeek Outfall
Figure C-2 North Beach PS Overflows
Figure C-3 S Magnolia Overflow
Figure C-4 53rd Ave. SW PS Overflow
Figure C-5 Alki Outfall and 63rd Ave. SW Overflow
Figure C-6 SW Alaska St. Overflow
Figure C-7 Murray St. PS Overflow
Figure C-8 Barton St. PS Overflow
Figure C-9 Kingdome RS Overflow
Figure C-10 Chelan Ave. RS Overflow and Harbor Ave. RS Overflow
Figure C-11 Brandon St. RS Overflow
Figure C-12 Ballard Siphon Overflow
Figure C-13 11th Ave. NW Overflow
Figure C-14 3rd Ave. W Overflow and Canal St. Overflow
Figure C-15 Dexter Ave. RS Overflow
Figure C-16 University RS Overflow
Figure C-17 Montlake RS Overflow
Figure C-18 Belvoir PS Overflow/30th Ave. NE Overflow
Figure C-19 Matthews Park PS Overflow
Figure C-20 E Pine St. PS Overflow
Figure C-21 Rainier Ave. PS Overflow
Figure C-22 MLK Jr. Way Overflow/Henderson St. PS Overflow

1 INTRODUCTION

This appendix presents existing sediment data for the receiving sediments of King County combined sewer overflows (CSOs), presented as a set of tables and figures of each CSO. Sediment samples were compared with the benthic criteria in the Washington State Sediment Management Standards (SMS; WAC 173-204), the lower of which are the Sediment Cleanup Objectives (SCOs), and higher of which are the Cleanup Screening Levels (CSLs). For benthic toxicity, the SCO is the criterion at which no adverse effects occur, including no acute or chronic adverse effects on biological resources. The CSL is the minor adverse effects level, which is the minimum level to be achieved in all cleanup actions under the SMS. Figures C-1 through C-22 provide an illustration of sediment conditions surrounding King Count CSOs based on the highest exceedance level (i.e., less than SCO, between the SCO and CSL, or exceeding CSL) of any of the chemicals analyzed. Tables C-1 through C-24 contain the data for all chemicals analyzed. There are 28 CSOs depicted; due to proximity to one another, six pairs of CSOs are shown on the same figure (North Beach PS WW Overflow and North Beach PS Inlet Overflow; Alki Outfall and 63rd Ave. SW Overflow; Chelan Ave. RS Overflow and Harbor Ave. RS Overflow; 3rd Ave. W Overflow and Canal St. Overflow; Belvoir PS Overflow and 30th Ave. NE Overflow; MLK Jr. Way Overflow and Henderson St. PS Overflow), and four pairs of CSOs is shown on the same table (North Beach PS WW Overflow and North Beach PS Inlet Overflow; 3rd Ave. W Overflow and Canal St. Overflow; Belvoir PS Overflow and 30th Ave. NE Overflow; MLK Jr. Way Overflow and Henderson St. PS Overflow). The following text describes how these figures and tables were produced.

2 METHODS

All existing surface and subsurface data near to the King County CSOs were gathered from the Washington State Department of Ecology's (Ecology) Environmental Information Management (EIM) database, as well as King County's Laboratory Information Management System (LIMS). Twenty-five CSOs and two treatment plant outfalls were included in the analysis, representing the CSOs that are not being evaluated as part of other cleanups (see Section 2-2 of the main body of this document):

- Carkeek Outfall
- North Beach PS Overflows
- S Magnolia Overflow
- 53rd Ave. SW PS Overflow
- Alki Outfall
- 63rd Ave. SW Overflow
- SW Alaska St. Overflow
- Murray St. PS Overflow
- Barton St. PS Overflow
- Kingdome RS Overflow
- Chelan Ave. RS Overflow
- Harbor Ave. RS Overflow
- Brandon St. RS Overflow[1]
- Ballard Siphon Overflow
- 11th Ave. NW Overflow
- 3rd Ave. W Overflow
- Canal St. Overflow
- Dexter Ave. RS Overflow

University RS Overflow

- Montlake RS Overflow
- Matthews Park PS Overflow
- Belvoir PS Overflow/30th Ave. NE Overflow
- E Pine St. PS Overflow
- Rainier Ave. PS Overflow
- MLK Jr. Way Overflow/Henderson St. PS Overflow

Contaminant concentrations were compared to benthic SMS criteria based on the procedures in Ecology guidance (Ecology 2015). Contaminants with dry-weight-based criteria (including all freshwater standards) were compared directly to those criteria. Contaminants with total carbon-normalized marine criteria were compared to those criteria if the sample was within the normal organic carbon range, defined as 0.5 to 3.5%. If the sample was outside the range of normal organic carbon (<0.5 or >3.5%), it was screened against dry-weight-based lowest apparent effects threshold (LAET; to represent SCO) and the second lowest apparent effects threshold (2LAET; to represent CSL) criteria. Samples without organic carbon concentrations were also compared to LAET and 2LAET values. For contaminants with total carbon-normalized criteria, both carbon-normalized and dry-weight-based concentrations are presented in the tables, but exceedances are only highlighted for the appropriate screening values.

On the figures, samples are colored to denote the maximum detected exceedance for any contaminant. For co-located samples, the figures show the results of the sample that was

[1] Brandon St. RS Overflow is located within the Lower Duwamish Waterway Superfund Site; only King County CSO receiving sediment sampling locations are shown. The data are shown here to support modelling presented in Appendix A.

most recently collected. The samples in the tables are presented in order based on distance from the overflow. Sample locations within 2,500 feet of a King County CSO were included in the tables.

The sediment quality data are summarized and interpreted in Section 2.3 of the main body of the Sediment Management Plan. In addition, Appendix A summarizes model-predicted deposition rates in the receiving sediments around King County CSOs.

3 REFERENCES

Ecology (Washington State Department of Ecology), 2015. *Guidance for Implementing the Cleanup Provisions of the Sediment Management Standards, Chapter 173-204 WAC*. Sediment Cleanup User's Manual. March.

TABLES

Table C-1
Sediment Data for Carkeek Outfall

					Distance to CSO (ft)	15	21	108	176	185
					Location ID	WPN9497C246W312	CARKEK00CK200P	CAREK98246/W315	WPN9497C245W310	CAREK98246/W319
					Area	CentralBasinPugetSnd	CentralBasinPugetSnd	CentralBasinPugetSnd	CentralBasinPugetSnd	CentralBasinPugetSnd
					CSO	Carkeek	Carkeek	Carkeek	Carkeek	Carkeek
					Task	WPNT9497	CARKEK00	CARKEK98	WPNT9497	CARKEK98
					Sample ID	L9663-3	L18956-4	L14560-4	L9663-2	L14560-5
					Sample Date	10/15/1996	10/12/2000	12/09/1998	10/15/1996	12/09/1998
					Depth	0 - 10 cm	0 - 2 cm		0 - 10 cm	
	SMS_Marine_SCO_SCUMII	SMS_Marine_CSL_SCUMII	AET_Marine_SCO_SCUMII	AET_Marine_CSL_SCUMII						
Conventional Parameters (mg/kg)										
Ammonia						**4.67**	**1.81**	--	**3.73**	--
Ammonia as nitrogen						--	--	**3.85**	--	**5.48**
Sulfide						**4.02**	14 U	13 U	**3.11**	14 U
Conventional Parameters (pct)										
Total organic carbon						**0.107**	**0.158**	**0.228**	**0.103**	**0.344**
Total solids						**79.6**	**73**	**78.8**	**80.5**	**71.5**
Total volatile solids						**0.81**	**1.07**	**0.901**	**0.67**	**1.16**
Grain Size (pct)										
Gravel						**0.4**	0.1 UJ	**0.5**	**0.7**	**0.4**
Sand						**96.4**	**92.7**	**94.9**	**92.8**	**89.8**
Silt						**1.2**	**4.6 J**	**2.3**	**5.6**	**6.1**
Clay						**2**	**2.7**	**2.5**	**0.8**	**3.9**
Metals (mg/kg)										
Aluminum						**5800 J**	**5500 J**	**6400 J**	**5300 J**	**7200 J**
Antimony						1.9 UJ	1.9 UJ	1.9 UJ	1.7 UJ	2 UJ
Arsenic	57	93	57	93		**3.8**	**3.42**	**3.55**	3 U	3.4 U
Barium						**11.1**	--	**16 J**	**10.9**	**17 J**
Beryllium						**0.065**	**0.121**	**0.0863**	0.06 U	**0.112**
Cadmium	5.1	6.7	5.1	6.7		0.19 U	0.19 U	0.19 UJ	0.17 U	0.2 UJ
Calcium						**2850**	--	**3240**	**2730**	**4500**
Chromium	260	270	260	270		**17.5**	**17 J**	**17**	**11.5**	**21**
Copper	390	390	390	390		**3.97**	**5.21**	**5.01**	**3.55**	**6.78**
Iron						**8820**	**9900 J**	**10000 J**	**7230**	**12000 J**
Lead	450	530	450	530		**4**	**4.79**	**4.7**	**2.6**	**4.76**
Magnesium						**3720**	--	--	**3290**	--
Manganese						**168**	**220 J**	**234**	**137**	**262**
Mercury	0.41	0.59	0.41	0.59		0.024 U	0.027 U	**0.0279**	0.025 U	**0.028**
Molybdenum						1.2 U	--	1.2 U	1.2 U	1.3 U
Nickel						**13.9**	**16.4**	**16.4**	**12.1**	**18.6**
Potassium						**946**	--	**1210**	**719**	**1380**
Selenium						3.1 U	3.3 U	3 U	3 U	3.4 U
Silver	6.1	6.1	6.1	6.1		0.25 U	0.26 U	0.25 U	0.24 U	0.27 U
Sodium						**3050**	--	**3320**	**3040**	**4180**

Table C-1
Sediment Data for Carkeek Outfall

					Distance to CSO (ft)	**15**	**21**	**108**	**176**	**185**
					Location ID	**WPN9497C246W312**	**CARKEK00CK200P**	**CAREK98246/W315**	**WPN9497C245W310**	**CAREK98246/W319**
					Area	**CentralBasinPugetSnd**	**CentralBasinPugetSnd**	**CentralBasinPugetSnd**	**CentralBasinPugetSnd**	**CentralBasinPugetSnd**
					CSO	**Carkeek**	**Carkeek**	**Carkeek**	**Carkeek**	**Carkeek**
					Task	**WPNT9497**	**CARKEK00**	**CARKEK98**	**WPNT9497**	**CARKEK98**
					Sample ID	**L9663-3**	**L18956-4**	**L14560-4**	**L9663-2**	**L14560-5**
					Sample Date	**10/15/1996**	**10/12/2000**	**12/09/1998**	**10/15/1996**	**12/09/1998**
					Depth	**0 - 10 cm**	**0 - 2 cm**		**0 - 10 cm**	
	SMS_Marine_SCO_SCUMII	**SMS_Marine_CSL_SCUMII**	**AET_Marine_SCO_SCUMII**	**AET_Marine_CSL_SCUMII**						
Thallium						12 U	13 U	12 U	12 U	13 U
Zinc	410	960	410	960		**21.7**	**23.3**	**24**	**16.9**	**27.8**
Organometallic Compounds (µg/kg)										
Butyltin (n-Butyltin)						0.38 U	2.3 U	2.2 U	**0.62**	2.4 U
Dibutyltin						0.38 U	0.48 U	0.44 UJ	0.37 U	0.49 UJ
Tetrabutyltin						**0.5**	0.55 U	0.51 U	**0.99**	0.56 U
Tributyltin						**2.5**	0.29 UJ	0.27 U	**3.7**	**0.58**
Volatile Organics (mg/kg-OC)										
Hexachlorobutadiene (Hexachloro-1,3-butadiene)	3.9	6.2				32 U	8.9 UJ	15 UJ	33 U	11 UJ
Volatile Organics (µg/kg)										
Hexachlorobutadiene (Hexachloro-1,3-butadiene)			11	120		34 U	14 UJ	34 UJ	34 U	38 UJ
Semivolatile Organics (mg/kg-OC)										
1,2,4-Trichlorobenzene	0.81	1.8				0.81 UJ	13 UJ	0.39 UJ	0.83 UJ	0.28 UJ
1,2-Dichlorobenzene	2.3	2.3				0.81 UJ	13 U	0.39 UJ	0.83 UJ	0.28 UJ
1,4-Dichlorobenzene	3.1	9				0.81 UJ	13 UJ	0.39 UJ	0.83 UJ	0.28 UJ
bis(2-Ethylhexyl)phthalate	47	78				20 U	**13**	9 UJ	20 U	6.4 UJ
Butylbenzyl phthalate	4.9	64				20 U	**15**	9 U	20 U	6.4 U
Diethyl phthalate	61	110				32 U	13 U	15 U	33 U	11 U
Dimethyl phthalate	53	53				13 U	8.9 U	6.1 U	14 U	4.4 U
Di-n-butyl phthalate	220	1700				32 U	13 U	15 U	33 U	11 U
Di-n-octyl phthalate	58	4500				20 U	13 U	9 U	20 U	6.4 U
Hexachlorobenzene	0.38	2.3				0.81 UJ	8.9 U	0.39 UJ	0.83 UJ	0.28 UJ
n-Nitrosodiphenylamine	11	11				32 U	13 U	15 U	33 U	11 U
Semivolatile Organics (µg/kg)										
1,2,4-Trichlorobenzene			31	51		0.87 UJ	21 UJ	0.88 UJ	0.86 UJ	0.97 UJ
1,2-Dichlorobenzene			35	50		0.87 UJ	21 U	0.88 UJ	0.86 UJ	0.97 UJ
1,2-Diphenylhydrazine						67 U	21 U	67 U	66 U	74 U
1,3-Dichlorobenzene						0.87 UJ	34 UJ	0.88 UJ	0.86 UJ	0.97 UJ
1,4-Dichlorobenzene			110	110		0.87 UJ	21 UJ	0.88 UJ	0.86 UJ	0.97 UJ
2,2'-Oxybis (1-chloropropane)						67 U	34 U	67 UJ	66 U	74 UJ
2,4,5-Trichlorophenol						140 UJ	34 UJ	140 U	140 U	150 U
2,4,6-Trichlorophenol						140 UJ	34 UJ	140 U	140 U	150 U
2,4-Dichlorophenol						34 UJ	34 UJ	34 UJ	34 U	38 UJ
2,4-Dimethylphenol	29	29	29	29		34 UJ	21 UJ	34 UJ	34 UJ	38 UJ

Table C-1
Sediment Data for Carkeek Outfall

					Distance to CSO (ft)	15	21	108	176	185
					Location ID	WPN9497C246W312	CARKEK00CK200P	CAREK98246/W315	WPN9497C245W310	CAREK98246/W319
					Area	CentralBasinPugetSnd	CentralBasinPugetSnd	CentralBasinPugetSnd	CentralBasinPugetSnd	CentralBasinPugetSnd
					CSO	Carkeek	Carkeek	Carkeek	Carkeek	Carkeek
					Task	WPNT9497	CARKEK00	CARKEK98	WPNT9497	CARKEK98
					Sample ID	L9663-3	L18956-4	L14560-4	L9663-2	L14560-5
					Sample Date	10/15/1996	10/12/2000	12/09/1998	10/15/1996	12/09/1998
					Depth	0 - 10 cm	0 - 2 cm		0 - 10 cm	
	SMS_Marine_SCO_SCUMII	SMS_Marine_CSL_SCUMII	AET_Marine_SCO_SCUMII	AET_Marine_CSL_SCUMII						
2,4-Dinitrophenol						67 UJ	--	67 UJ	66 U	74 UJ
2,4-Dinitrotoluene						14 U	21 U	14 U	14 U	15 U
2,6-Dinitrotoluene						14 U	34 U	14 U	14 U	15 U
2-Chloronaphthalene						20 U	21 U	20 UJ	20 U	22 UJ
2-Chlorophenol						67 UJ	34 UJ	67 UJ	66 U	74 UJ
2-Methylphenol (o-Cresol)	63	63	63	63		34 UJ	34 UJ	34 UJ	34 U	38 UJ
2-Nitroaniline						140 U	--	140 U	140 U	150 U
2-Nitrophenol						34 UJ	34 UJ	34 UJ	34 U	38 UJ
3,3'-Dichlorobenzidine						34 UJ	--	34 UJ	34 UJ	38 UJ
3-Nitroaniline						140 U	--	140 UJ	140 U	150 UJ
4-Bromophenyl-phenyl ether						14 U	21 U	14 U	14 U	15 U
4-Chloro-3-methylphenol						67 UJ	--	67 U	66 U	74 U
4-Chloroaniline						67 UJ	--	67 UJ	66 UJ	74 UJ
4-Chlorophenyl phenyl ether						20 U	34 U	20 U	20 U	22 U
4-Methylphenol (p-Cresol)	670	670	670	670		34 UJ	34 UJ	34 UJ	34 U	38 UJ
4-Nitroaniline						140 U	--	140 UJ	140 U	150 UJ
4-Nitrophenol						67 UJ	--	67 U	66 U	74 U
Aniline						67 UJ	**-99999 R**	**-99999 R**	66 UJ	**-99999 R**
Benzidine						**-99999 R**	--	**-99999 R**	**-99999 R**	**-99999 R**
Benzoic acid	650	650	650	650		140 UJ	**120 J**	140 UJ	140 U	150 UJ
Benzyl alcohol	57	73	57	73		34 U	**-99999 R**	34 UJ	34 U	38 UJ
bis(2-Chloroethoxy)methane						34 U	34 U	34 UJ	34 U	38 UJ
bis(2-Chloroethyl)ether						20 U	34 UJ	20 UJ	20 U	22 UJ
bis(2-Ethylhexyl)phthalate			1300	3100		20 U	**21**	20 UJ	20 U	22 UJ
Butylbenzyl phthalate			63	900		20 U	**23**	20 U	20 U	22 U
Coprostanol (Cholestan-3-ol (3B, 5B))						140 U	**-99999 R**	340 U	140 U	380 U
Diethyl phthalate			200	1200		34 U	21 U	34 U	34 U	38 U
Dimethyl phthalate			71	160		14 U	14 U	14 U	14 U	15 U
Di-n-butyl phthalate			1400	1400		34 U	21 U	34 U	34 U	38 U
Dinitro-o-cresol (4,6-Dinitro-2-methylphenol)						67 UJ	--	67 UJ	66 U	74 UJ
Di-n-octyl phthalate			6200	6200		20 U	21 U	20 U	20 U	22 U
Hexachlorobenzene			22	70		0.87 UJ	14 U	0.88 UJ	0.86 UJ	0.97 UJ
Hexachlorocyclopentadiene						34 UJ	--	34 UJ	34 UJ	38 UJ
Hexachloroethane						34 U	34 UJ	34 UJ	34 U	38 UJ

Table C-1
Sediment Data for Carkeek Outfall

				Distance to CSO (ft)	15	21	108	176	185
				Location ID	WPN9497C246W312	CARKEK00CK200P	CAREK98246/W315	WPN9497C245W310	CAREK98246/W319
				Area	CentralBasinPugetSnd	CentralBasinPugetSnd	CentralBasinPugetSnd	CentralBasinPugetSnd	CentralBasinPugetSnd
				CSO	Carkeek	Carkeek	Carkeek	Carkeek	Carkeek
				Task	WPNT9497	CARKEK00	CARKEK98	WPNT9497	CARKEK98
				Sample ID	L9663-3	L18956-4	L14560-4	L9663-2	L14560-5
				Sample Date	10/15/1996	10/12/2000	12/09/1998	10/15/1996	12/09/1998
				Depth	0 - 10 cm	0 - 2 cm		0 - 10 cm	
	SMS_Marine_SCO_SCUMII	SMS_Marine_CSL_SCUMII	AET_Marine_SCO_SCUMII	AET_Marine_CSL_SCUMII					
Isophorone					34 U	34 U	34 UJ	34 U	38 UJ
Nitrobenzene					34 U	34 U	34 UJ	34 U	38 UJ
n-Nitrosodimethylamine					140 U	34 U	140 UJ	140 U	150 UJ
n-Nitrosodi-n-propylamine					34 U	34 UJ	34 UJ	34 U	38 UJ
n-Nitrosodiphenylamine			28	40	34 U	21 U	34 U	34 U	38 U
Pentachlorophenol	360	690	360	690	34 UJ	68 UJ	34 U	34 UJ	38 U
Phenol	420	1200	420	1200	140 UJ	34 UJ	140 UJ	140 U	150 UJ
Polycyclic Aromatic Hydrocarbons (mg/kg-OC)									
2-Methylnaphthalene	38	64			50 U	13 U	24 UJ	51 U	20 UJ
Acenaphthene	16	57			13 U	13 UJ	6.1 U	14 U	4.4 U
Acenaphthylene	66	66			20 U	13 U	9 U	20 U	6.4 U
Anthracene	220	1200			20 UJ	13 UJ	9 UJ	20 UJ	6.4 UJ
Benzo(a)anthracene	110	270			**31 J**	13 U	**9 J**	**45 J**	**10 J**
Benzo(a)pyrene	99	210			**34 J**	13 UJ	15 UJ	**50 J**	**14 J**
Benzo(b)fluoranthene					50 UJ	13 UJ	24 U	51 UJ	20 U
Benzo(g,h,i)perylene	31	78			32 UJ	13 UJ	15 UJ	33 UJ	11 UJ
Benzo(k)fluoranthene					50 UJ	13 U	24 U	51 UJ	20 U
Chrysene	110	460			**43 J**	13 U	9 U	**48 J**	**11.1**
Dibenzo(a,h)anthracene	12	33			50 U	13 U	24 U	51 U	20 U
Dibenzofuran	15	58			32 U	13 U	15 U	33 U	11 U
Fluoranthene	160	1200			**60 J**	13 UJ	**10.6**	**110 J**	**17.5**
Fluorene	23	79			20 UJ	13 U	9 UJ	20 UJ	6.4 UJ
Indeno(1,2,3-c,d)pyrene	34	88			32 UJ	13 U	15 UJ	33 UJ	11 UJ
Naphthalene	99	170			50 UJ	22 UJ	24 UJ	51 UJ	20 UJ
Phenanthrene	100	480			**24 J**	13 UJ	9 U	**89 J**	**8.1**
Pyrene	1000	1400			**69 J**	13 UJ	**12.2**	**120 J**	**22.4**
Total Benzofluoranthenes (b,j,k) (U = 0)	230	450			50 UJ	13 UJ	24 U	51 UJ	20 U
Total cPAH TEQ (7 minimum CAEPA 2005) (U = 0)					**37 J**	13 UJ	**0.9 J**	**54 J**	**20 J**
Total HPAH (SMS) (U = 0)	960	5300			**200 J**	13 UJ	**30 J**	**370 J**	**80 J**
Total LPAH (SMS) (U = 0)	370	780			**20 J**	22 UJ	20 UJ	**90 J**	**8 J**
Polycyclic Aromatic Hydrocarbons (µg/kg)									
2-Methylnaphthalene			670	670	54 U	21 U	55 UJ	53 U	60 UJ
Acenaphthene			500	500	14 U	21 UJ	14 U	14 U	15 U
Acenaphthylene			1300	1300	20 U	21 U	20 U	20 U	22 U

Table C-1
Sediment Data for Carkeek Outfall

				Distance to CSO (ft)	15	21	108	176	185
				Location ID	WPN9497C246W312	CARKEK00CK200P	CAREK98246/W315	WPN9497C245W310	CAREK98246/W319
				Area	CentralBasinPugetSnd	CentralBasinPugetSnd	CentralBasinPugetSnd	CentralBasinPugetSnd	CentralBasinPugetSnd
				CSO	Carkeek	Carkeek	Carkeek	Carkeek	Carkeek
				Task	WPNT9497	CARKEK00	CARKEK98	WPNT9497	CARKEK98
				Sample ID	L9663-3	L18956-4	L14560-4	L9663-2	L14560-5
				Sample Date	10/15/1996	10/12/2000	12/09/1998	10/15/1996	12/09/1998
				Depth	0 - 10 cm	0 - 2 cm		0 - 10 cm	
	SMS_Marine_SCO_SCUMII	SMS_Marine_CSL_SCUMII	AET_Marine_SCO_SCUMII	AET_Marine_CSL_SCUMII					
Anthracene			960	960	20 UJ	21 UJ	20 UJ	20 UJ	22 UJ
Benzo(a)anthracene			1300	1600	**33 J**	21 U	**20 J**	**46 J**	**36 J**
Benzo(a)pyrene			1600	1600	**36 J**	21 UJ	34 UJ	**51 J**	**48 J**
Benzo(b)fluoranthene					54 UJ	21 UJ	55 U	53 UJ	60 U
Benzo(g,h,i)perylene			670	720	34 UJ	21 UJ	34 UJ	34 UJ	38 UJ
Benzo(k)fluoranthene					54 UJ	21 U	55 U	53 UJ	60 U
Carbazole					34 U	34 U	34 U	34 U	38 U
Chrysene			1400	2800	**46 J**	21 U	20 U	**49 J**	**38.2**
Dibenzo(a,h)anthracene			230	230	54 U	21 U	55 U	53 U	60 U
Dibenzofuran			540	540	34 U	21 U	34 U	34 U	38 U
Fluoranthene			1700	2500	**60 J**	21 UJ	**24.1**	**110 J**	**60.1**
Fluorene			540	540	20 UJ	21 U	20 UJ	20 UJ	22 UJ
Indeno(1,2,3-c,d)pyrene			600	690	34 UJ	21 U	34 UJ	34 UJ	38 UJ
Naphthalene			2100	2100	54 UJ	34 UJ	55 UJ	53 UJ	60 UJ
Phenanthrene			1500	1500	**26 J**	21 UJ	20 U	**92 J**	**28**
Pyrene			2600	3300	**74 J**	21 UJ	**27.9**	**120 J**	**77.2**
Total Benzofluoranthenes (b,j,k) (U = 0)			3200	3600	54 UJ	21 UJ	55 U	53 UJ	60 U
Total cPAH TEQ (7 minimum CAEPA 2005) (U = 0)					**40 J**	21 UJ	**2 J**	**56 J**	**52 J**
Total HPAH (SMS) (U = 0)			12000	17000	**250 J**	21 UJ	**72 J**	**380 J**	**260 J**
Total LPAH (SMS) (U = 0)			5200	5200	**26 J**	34 UJ	55 UJ	**92 J**	**28 J**
Pesticides (µg/kg)									
4,4'-DDD (p,p'-DDD)					1.6 UJ	1.8 U	1.6 U	1.6 UJ	1.8 U
4,4'-DDE (p,p'-DDE)					1.6 UJ	1.8 U	1.6 UJ	1.6 UJ	1.8 UJ
4,4'-DDT (p,p'-DDT)					1.6 U	1.8 UJ	1.6 U	1.6 U	1.8 U
Aldrin					1.6 U	1.8 U	1.6 U	1.6 U	1.8 U
Chlordane					8.4 U	9.2 U	8.5 U	8.3 U	9.4 U
Dieldrin					1.6 U	1.8 U	1.6 U	1.6 U	1.8 U
Endosulfan					1.6 U	1.8 U	1.6 U	1.6 U	1.8 U
Endosulfan sulfate					1.6 U	1.8 U	1.6 U	1.6 U	1.8 U
Endrin					1.6 UJ	1.8 U	1.6 U	1.6 UJ	1.8 U
Endrin aldehyde					**-99999 R**	1.8 UJ	**-99999 R**	**-99999 R**	**-99999 R**
Heptachlor					1.6 U	1.8 U	1.6 U	1.6 U	1.8 U
Heptachlor epoxide					1.6 U	1.8 U	1.6 U	1.6 U	1.8 U
Hexachlorocyclohexane (BHC), alpha-					1.6 U	1.8 U	1.6 U	1.6 U	1.8 U

Table C-1
Sediment Data for Carkeek Outfall

				Distance to CSO (ft)	15	21	108	176	185
				Location ID	WPN9497C246W312	CARKEK00CK200P	CAREK98246/W315	WPN9497C245W310	CAREK98246/W319
				Area	CentralBasinPugetSnd	CentralBasinPugetSnd	CentralBasinPugetSnd	CentralBasinPugetSnd	CentralBasinPugetSnd
				CSO	Carkeek	Carkeek	Carkeek	Carkeek	Carkeek
				Task	WPNT9497	CARKEK00	CARKEK98	WPNT9497	CARKEK98
				Sample ID	L9663-3	L18956-4	L14560-4	L9663-2	L14560-5
				Sample Date	10/15/1996	10/12/2000	12/09/1998	10/15/1996	12/09/1998
				Depth	0 - 10 cm	0 - 2 cm		0 - 10 cm	
	SMS_Marine_SCO_SCUMII	SMS_Marine_CSL_SCUMII	AET_Marine_SCO_SCUMII	AET_Marine_CSL_SCUMII					
Hexachlorocyclohexane (BHC), beta-					1.6 U	1.8 U	1.6 U	1.6 U	1.8 U
Hexachlorocyclohexane (BHC), delta-					1.6 U	1.8 U	1.6 U	1.6 U	1.8 U
Hexachlorocyclohexane (BHC), gamma- (Lindane)					1.6 U	1.8 U	1.6 U	1.6 U	1.8 U
Methoxychlor					8.4 U	9.2 U	8.5 U	8.3 U	9.4 U
Toxaphene					16 U	18 U	16 U	16 U	18 U
PCB Aroclors (mg/kg-OC)									
Total PCB Aroclors (SMS Marine 2013) (U = 0)	12	65			15 U	11 U	7 UJ	16 U	**29 J**
PCB Aroclors (µg/kg)									
Aroclor 1016					16 U	18 U	16 U	16 U	18 U
Aroclor 1221					16 U	18 U	16 U	16 U	18 U
Aroclor 1232					16 U	18 U	16 U	16 U	18 U
Aroclor 1242					16 U	18 U	16 U	16 U	18 U
Aroclor 1248					16 U	18 U	16 U	16 U	18 U
Aroclor 1254					16 U	18 U	16 UJ	16 U	18 UJ
Aroclor 1260					16 U	18 U	16 U	16 U	**101**
Total PCB Aroclors (SMS Marine 2013) (U = 0)			130	1000	16 U	18 U	16 UJ	16 U	**100 J**
Total Petroleum Hydrocarbons (mg/kg)									
Oil and grease					**1810**	**753**	130 U	**410**	140 U
Pharmaceuticals and Personal Care Products (µg/kg)									
Caffeine					--	34 U	--	--	--

Table C-1
Sediment Data for Carkeek Outfall

					Distance to CSO (ft)	**192**	**209**	**211**	**305**
					Location ID	**CARKEK00CK200S**	**WPN9497C246W315**	**CARKEK00CK200N**	**CAREK98246/W312**
					Area	**CentralBasinPugetSnd**	**CentralBasinPugetSnd**	**CentralBasinPugetSnd**	**CentralBasinPugetSnd**
					CSO	**Carkeek**	**Carkeek**	**Carkeek**	**Carkeek**
					Task	**CARKEK00**	**WPNT9497**	**CARKEK00**	**CARKEK98**
					Sample ID	**L18956-5**	**L9663-4**	**L18956-3**	**L14560-3**
					Sample Date	**10/12/2000**	**10/15/1996**	**10/12/2000**	**12/09/1998**
					Depth	**0 - 2 cm**	**0 - 10 cm**	**0 - 2 cm**	
	SMS_Marine_SCO_SCUMII	**SMS_Marine_CSL_SCUMII**	**AET_Marine_SCO_SCUMII**	**AET_Marine_CSL_SCUMII**					
Conventional Parameters (mg/kg)									
Ammonia					**1.8**	**1.3**	**1.42**	**--**
Ammonia as nitrogen					**--**	**--**	**--**	**4.49**
Sulfide					13 U	**6.88**	13 U	13 U
Conventional Parameters (pct)								
Total organic carbon					**0.181**	**0.119**	**0.0909**	**0.173**
Total solids					**74.5**	**79.9**	**74.8**	**76.2**
Total volatile solids					**0.954**	**0.83**	**1.04**	**0.84**
Grain Size (pct)								
Gravel					**0.3 J**	**0.8**	0.1 UJ	**0.1**
Sand					**93.1**	**95.3**	**92.8**	**94.8**
Silt					**4.1 J**	**2**	**5.3 J**	**2**
Clay					**2.5**	**2**	**1.9**	**2.5**
Metals (mg/kg)								
Aluminum					**5500 J**	**5500 J**	**5700 J**	**6400 J**
Antimony					1.9 UJ	1.9 UJ	2 UJ	2 UJ
Arsenic	57	93	57	93	**4.97**	**3.1**	**4.14**	3.3 U
Barium					**--**	**11.3**	**--**	**17 J**
Beryllium					**0.129**	**0.073**	**0.134**	**0.0761**
Cadmium	5.1	6.7	5.1	6.7	0.19 U	0.19 U	0.2 U	0.2 UJ
Calcium					**--**	**12900**	**--**	**3290**
Chromium	260	270	260	270	**16 J**	**14.6**	**18 J**	**15.6**
Copper	390	390	390	390	**4.63**	**4.77**	**5.05**	**4.4**
Iron					**11000 J**	**9040**	**11000 J**	**9400 J**
Lead	450	530	450	530	**5.91**	**4.4**	**5.35**	**5.51**
Magnesium					**--**	**3800**	**--**	**--**
Manganese					**260 J**	**183**	**260 J**	**230**
Mercury	0.41	0.59	0.41	0.59	0.027 U	**0.028**	0.027 U	0.025 U
Molybdenum					**--**	1.3 U	**--**	1.3 U
Nickel					**16.5**	**13.9**	**17.5**	**13.6**
Potassium					**--**	**1010**	**--**	**1080**
Selenium					3.2 U	3.1 U	3.3 U	3.3 U
Silver	6.1	6.1	6.1	6.1	0.26 U	0.25 U	0.27 U	0.26 U
Sodium					**--**	**3520**	**--**	**3250**

Table C-1
Sediment Data for Carkeek Outfall

					Distance to CSO (ft)	**192**	**209**	**211**	**305**
					Location ID	**CARKEK00CK200S**	**WPN9497C246W315**	**CARKEK00CK200N**	**CAREK98246/W312**
					Area	**CentralBasinPugetSnd**	**CentralBasinPugetSnd**	**CentralBasinPugetSnd**	**CentralBasinPugetSnd**
					CSO	**Carkeek**	**Carkeek**	**Carkeek**	**Carkeek**
					Task	**CARKEK00**	**WPNT9497**	**CARKEK00**	**CAREK98**
					Sample ID	**L18956-5**	**L9663-4**	**L18956-3**	**L14560-3**
					Sample Date	**10/12/2000**	**10/15/1996**	**10/12/2000**	**12/09/1998**
					Depth	**0 - 2 cm**	**0 - 10 cm**	**0 - 2 cm**	
	SMS_Marine_SCO_SCUMII	**SMS_Marine_CSL_SCUMII**	**AET_Marine_SCO_SCUMII**	**AET_Marine_CSL_SCUMII**				
Thallium					13 U	13 U	13 U	13 U
Zinc	410	960	410	960	**24.7**	**22.5**	**25.9**	**21.4**
Organometallic Compounds (µg/kg)								
Butyltin (n-Butyltin)					2.3 U	0.38 U	2.3 U	2.2 U
Dibutyltin					0.47 U	**0.5**	0.47 U	0.46 UJ
Tetrabutyltin					0.54 U	**0.75**	0.53 U	0.52 U
Tributyltin					0.28 UJ	**2.5**	0.28 UJ	0.28 U
Volatile Organics (mg/kg-OC)								
Hexachlorobutadiene (Hexachloro-1,3-butadiene)	3.9	6.2			7.2 UJ	29 U	14 UJ	20 UJ
Volatile Organics (µg/kg)								
Hexachlorobutadiene (Hexachloro-1,3-butadiene)			11	120	13 UJ	34 U	13 UJ	35 UJ
Semivolatile Organics (mg/kg-OC)								
1,2,4-Trichlorobenzene	0.81	1.8			10 UJ	0.72 UJ	20 UJ	0.53 UJ
1,2-Dichlorobenzene	2.3	2.3			10 U	0.72 UJ	20 U	0.53 UJ
1,4-Dichlorobenzene	3.1	9			10 UJ	0.72 UJ	20 UJ	0.53 UJ
bis(2-Ethylhexyl)phthalate	47	78			**380**	20 U	**80**	**14 J**
Butylbenzyl phthalate	4.9	64			**13**	20 U	**25**	12 U
Diethyl phthalate	61	110			10 U	29 U	20 U	20 U
Dimethyl phthalate	53	53			7.2 U	12 U	14 U	8.1 U
Di-n-butyl phthalate	220	1700			10 U	29 U	20 U	20 U
Di-n-octyl phthalate	58	4500			10 U	20 U	20 U	12 U
Hexachlorobenzene	0.38	2.3			7.2 U	0.72 UJ	14 U	0.53 UJ
n-Nitrosodiphenylamine	11	11			10 U	29 U	20 U	20 U
Semivolatile Organics (µg/kg)								
1,2,4-Trichlorobenzene			31	51	20 UJ	0.86 UJ	20 UJ	0.91 UJ
1,2-Dichlorobenzene			35	50	20 U	0.86 UJ	20 U	0.91 UJ
1,2-Diphenylhydrazine					20 U	66 U	20 U	70 U
1,3-Dichlorobenzene					34 UJ	0.86 UJ	33 UJ	0.91 UJ
1,4-Dichlorobenzene			110	110	20 UJ	0.86 UJ	20 UJ	0.91 UJ
2,2'-Oxybis (1-chloropropane)					34 U	66 U	33 U	70 UJ
2,4,5-Trichlorophenol					34 U	140 U	33 UJ	140 U
2,4,6-Trichlorophenol					34 U	140 U	33 UJ	140 U
2,4-Dichlorophenol					34 U	34 U	33 UJ	35 UJ
2,4-Dimethylphenol	29	29	29	29	20 U	34 UJ	20 UJ	35 UJ

Table C-1
Sediment Data for Carkeek Outfall

					Distance to CSO (ft)	**192**	**209**	**211**	**305**
					Location ID	**CARKEK00CK200S**	**WPN9497C246W315**	**CARKEK00CK200N**	**CAREK98246/W312**
					Area	**CentralBasinPugetSnd**	**CentralBasinPugetSnd**	**CentralBasinPugetSnd**	**CentralBasinPugetSnd**
					CSO	**Carkeek**	**Carkeek**	**Carkeek**	**Carkeek**
					Task	**CARKEK00**	**WPNT9497**	**CARKEK00**	**CARKEK98**
					Sample ID	**L18956-5**	**L9663-4**	**L18956-3**	**L14560-3**
					Sample Date	**10/12/2000**	**10/15/1996**	**10/12/2000**	**12/09/1998**
					Depth	**0 - 2 cm**	**0 - 10 cm**	**0 - 2 cm**	
	SMS_Marine_SCO_SCUMII	**SMS_Marine_CSL_SCUMII**	**AET_Marine_SCO_SCUMII**	**AET_Marine_CSL_SCUMII**				
2,4-Dinitrophenol					--	66 U	--	70 UJ
2,4-Dinitrotoluene					20 U	14 U	20 U	14 U
2,6-Dinitrotoluene					34 U	14 U	33 U	14 U
2-Chloronaphthalene					20 U	20 U	20 U	21 UJ
2-Chlorophenol					34 UJ	66 U	33 UJ	70 UJ
2-Methylphenol (o-Cresol)	63	63	63	63	34 U	34 U	33 UJ	35 UJ
2-Nitroaniline					--	140 U	--	140 U
2-Nitrophenol					34 U	34 U	33 UJ	35 UJ
3,3'-Dichlorobenzidine					--	34 UJ	--	35 UJ
3-Nitroaniline					--	140 U	--	140 UJ
4-Bromophenyl-phenyl ether					20 U	14 U	20 U	14 U
4-Chloro-3-methylphenol					--	66 U	--	70 U
4-Chloroaniline					--	66 UJ	--	70 UJ
4-Chlorophenyl phenyl ether					34 U	20 U	33 U	21 U
4-Methylphenol (p-Cresol)	670	670	670	670	34 U	34 U	33 UJ	35 UJ
4-Nitroaniline					--	140 U	--	140 UJ
4-Nitrophenol					--	66 U	--	70 U
Aniline					**-99999 R**	66 UJ	**-99999 R**	**-99999 R**
Benzidine					--	**-99999 R**	--	**-99999 R**
Benzoic acid	650	650	650	650	**100**	140 U	**110 J**	140 UJ
Benzyl alcohol	57	73	57	73	**-99999 R**	34 U	**-99999 R**	35 UJ
bis(2-Chloroethoxy)methane					34 U	34 U	33 U	35 UJ
bis(2-Chloroethyl)ether					34 UJ	20 U	33 UJ	21 UJ
bis(2-Ethylhexyl)phthalate			1300	3100	**680**	20 U	**70**	**24 J**
Butylbenzyl phthalate			63	900	**23**	20 U	**23**	21 U
Coprostanol (Cholestan-3-ol (3B, 5B))					**-99999 R**	140 U	**-99999 R**	350 U
Diethyl phthalate			200	1200	20 U	34 U	20 U	35 U
Dimethyl phthalate			71	160	13 U	14 U	13 U	14 U
Di-n-butyl phthalate			1400	1400	20 U	34 U	20 U	35 U
Dinitro-o-cresol (4,6-Dinitro-2-methylphenol)					--	66 U	--	70 UJ
Di-n-octyl phthalate			6200	6200	20 U	20 U	20 U	21 U
Hexachlorobenzene			22	70	13 U	0.86 UJ	13 U	0.91 UJ
Hexachlorocyclopentadiene					--	34 UJ	--	35 UJ
Hexachloroethane					34 UJ	34 U	33 UJ	35 UJ

Table C-1
Sediment Data for Carkeek Outfall

				Distance to CSO (ft)	192	209	211	305
				Location ID	CARKEK00CK200S	WPN9497C246W315	CARKEK00CK200N	CAREK98246/W312
				Area	CentralBasinPugetSnd	CentralBasinPugetSnd	CentralBasinPugetSnd	CentralBasinPugetSnd
				CSO	Carkeek	Carkeek	Carkeek	Carkeek
				Task	CARKEK00	WPNT9497	CARKEK00	CARKEK98
				Sample ID	L18956-5	L9663-4	L18956-3	L14560-3
				Sample Date	10/12/2000	10/15/1996	10/12/2000	12/09/1998
				Depth	0 - 2 cm	0 - 10 cm	0 - 2 cm	
	SMS_Marine_SCO_SCUMII	SMS_Marine_CSL_SCUMII	AET_Marine_SCO_SCUMII	AET_Marine_CSL_SCUMII				
Isophorone					34 U	34 U	33 U	35 UJ
Nitrobenzene					34 U	34 U	33 U	35 UJ
n-Nitrosodimethylamine					34 U	140 U	33 U	140 UJ
n-Nitrosodi-n-propylamine					34 UJ	34 U	33 UJ	35 UJ
n-Nitrosodiphenylamine			28	40	20 U	34 U	20 U	35 U
Pentachlorophenol	360	690	360	690	67 UJ	34 UJ	67 UJ	35 U
Phenol	420	1200	420	1200	34 UJ	140 U	33 UJ	140 UJ
Polycyclic Aromatic Hydrocarbons (mg/kg-OC)								
2-Methylnaphthalene	38	64			10 U	45 U	20 U	32 UJ
Acenaphthene	16	57			10 UJ	12 U	20 UJ	8.1 U
Acenaphthylene	66	66			10 U	20 U	20 U	12 U
Anthracene	220	1200			10 UJ	20 UJ	20 UJ	12 UJ
Benzo(a)anthracene	110	270			10 U	**19 J**	20 U	12 UJ
Benzo(a)pyrene	99	210			10 UJ	29 UJ	20 UJ	20 UJ
Benzo(b)fluoranthene					10 UJ	45 UJ	20 UJ	32 U
Benzo(g,h,i)perylene	31	78			10 UJ	29 UJ	20 UJ	**26 J**
Benzo(k)fluoranthene					10 U	45 UJ	20 U	32 U
Chrysene	110	460			10 U	20 UJ	20 U	12 U
Dibenzo(a,h)anthracene	12	33			10 U	45 U	20 U	32 U
Dibenzofuran	15	58			10 U	29 U	20 U	20 U
Fluoranthene	160	1200			**10 J**	**21 J**	**26 J**	**15.1**
Fluorene	23	79			10 U	20 UJ	20 U	12 UJ
Indeno(1,2,3-c,d)pyrene	34	88			10 U	29 UJ	20 U	20 UJ
Naphthalene	99	170			19 UJ	45 UJ	36 UJ	32 UJ
Phenanthrene	100	480			10 UJ	20 UJ	20 UJ	12 U
Pyrene	1000	1400			10 UJ	**31 J**	20 UJ	**18.2**
Total Benzofluoranthenes (b,j,k) (U = 0)	230	450			10 UJ	45 UJ	20 UJ	32 U
Total cPAH TEQ (7 minimum CAEPA 2005) (U = 0)					10 UJ	**2 J**	20 UJ	20 UJ
Total HPAH (SMS) (U = 0)	960	5300			**10 J**	**70 J**	**30 J**	**59 J**
Total LPAH (SMS) (U = 0)	370	780			20 UJ	50 UJ	40 UJ	32 UJ
Polycyclic Aromatic Hydrocarbons (µg/kg)								
2-Methylnaphthalene			670	670	20 U	54 U	20 U	56 UJ
Acenaphthene			500	500	20 UJ	14 U	20 UJ	14 U
Acenaphthylene			1300	1300	20 U	20 U	20 U	21 U

Table C-1
Sediment Data for Carkeek Outfall

				Distance to CSO (ft)	192	209	211	305
				Location ID	CARKEK00CK200S	WPN9497C246W315	CARKEK00CK200N	CAREK98246/W312
				Area	CentralBasinPugetSnd	CentralBasinPugetSnd	CentralBasinPugetSnd	CentralBasinPugetSnd
				CSO	Carkeek	Carkeek	Carkeek	Carkeek
				Task	CARKEK00	WPNT9497	CARKEK00	CAREK98
				Sample ID	L18956-5	L9663-4	L18956-3	L14560-3
				Sample Date	10/12/2000	10/15/1996	10/12/2000	12/09/1998
				Depth	0 - 2 cm	0 - 10 cm	0 - 2 cm	
	SMS_Marine_SCO_SCUMII	SMS_Marine_CSL_SCUMII	AET_Marine_SCO_SCUMII	AET_Marine_CSL_SCUMII				
Anthracene			960	960	20 UJ	20 UJ	20 UJ	21 UJ
Benzo(a)anthracene			1300	1600	20 U	**23 J**	20 U	21 UJ
Benzo(a)pyrene			1600	1600	20 UJ	34 UJ	20 UJ	35 UJ
Benzo(b)fluoranthene					20 UJ	54 UJ	20 UJ	56 U
Benzo(g,h,i)perylene			670	720	20 UJ	34 UJ	20 UJ	**45 J**
Benzo(k)fluoranthene					20 U	54 UJ	20 U	56 U
Carbazole					34 U	34 U	33 U	35 U
Chrysene			1400	2800	20 U	20 UJ	20 U	21 U
Dibenzo(a,h)anthracene			230	230	20 U	54 U	20 U	56 U
Dibenzofuran			540	540	20 U	34 U	20 U	35 U
Fluoranthene			1700	2500	**20 J**	**25 J**	**24 J**	**26.2**
Fluorene			540	540	20 U	20 UJ	20 U	21 UJ
Indeno(1,2,3-c,d)pyrene			600	690	20 U	34 UJ	20 U	35 UJ
Naphthalene			2100	2100	34 UJ	54 UJ	33 UJ	56 UJ
Phenanthrene			1500	1500	20 UJ	20 UJ	20 UJ	21 U
Pyrene			2600	3300	20 UJ	**37 J**	20 UJ	**31.5**
Total Benzofluoranthenes (b,j,k) (U = 0)			3200	3600	20 UJ	54 UJ	20 UJ	56 U
Total cPAH TEQ (7 minimum CAEPA 2005) (U = 0)					20 UJ	**2.3 J**	20 UJ	35 UJ
Total HPAH (SMS) (U = 0)			12000	17000	**20 J**	**85 J**	**24 J**	**100 J**
Total LPAH (SMS) (U = 0)			5200	5200	34 UJ	54 UJ	33 UJ	56 UJ
Pesticides (µg/kg)								
4,4'-DDD (p,p'-DDD)					1.7 U	1.6 UJ	1.7 U	1.7 U
4,4'-DDE (p,p'-DDE)					1.7 U	1.6 UJ	1.7 U	1.7 UJ
4,4'-DDT (p,p'-DDT)					1.7 UJ	1.6 U	1.7 UJ	1.7 U
Aldrin					1.7 U	1.6 U	1.7 U	1.7 U
Chlordane					9 U	8.4 U	9 U	8.8 U
Dieldrin					1.7 U	1.6 U	1.7 U	1.7 U
Endosulfan					1.7 U	1.6 U	1.7 U	1.7 U
Endosulfan sulfate					1.7 U	1.6 U	1.7 U	1.7 U
Endrin					1.7 U	1.6 UJ	1.7 U	1.7 U
Endrin aldehyde					1.7 UJ	**-99999 R**	1.7 UJ	**-99999 R**
Heptachlor					1.7 U	1.6 U	1.7 U	1.7 U
Heptachlor epoxide					1.7 U	1.6 U	1.7 U	1.7 U
Hexachlorocyclohexane (BHC), alpha-					1.7 U	1.6 U	1.7 U	1.7 U

Table C-1
Sediment Data for Carkeek Outfall

					Distance to CSO (ft)	192	209	211	305
					Location ID	CARKEK00CK200S	WPN9497C246W315	CARKEK00CK200N	CAREK98246/W312
					Area	CentralBasinPugetSnd	CentralBasinPugetSnd	CentralBasinPugetSnd	CentralBasinPugetSnd
					CSO	Carkeek	Carkeek	Carkeek	Carkeek
					Task	CARKEK00	WPNT9497	CARKEK00	CARKEK98
					Sample ID	L18956-5	L9663-4	L18956-3	L14560-3
					Sample Date	10/12/2000	10/15/1996	10/12/2000	12/09/1998
					Depth	0 - 2 cm	0 - 10 cm	0 - 2 cm	
	SMS_Marine_SCO_SCUMII	SMS_Marine_CSL_SCUMII	AET_Marine_SCO_SCUMII	AET_Marine_CSL_SCUMII				
Hexachlorocyclohexane (BHC), beta-					1.7 U	1.6 U	1.7 U	1.7 U
Hexachlorocyclohexane (BHC), delta-					1.7 U	1.6 U	1.7 U	1.7 U
Hexachlorocyclohexane (BHC), gamma- (Lindane)					1.7 U	1.6 U	1.7 U	1.7 U
Methoxychlor					9 U	8.4 U	9 U	8.8 U
Toxaphene					17 U	16 U	17 U	17 U
PCB Aroclors (mg/kg-OC)								
Total PCB Aroclors (SMS Marine 2013) (U = 0)	12	65			9.4 U	13 U	19 U	9.8 UJ
PCB Aroclors (µg/kg)								
Aroclor 1016					17 U	16 U	17 U	17 U
Aroclor 1221					17 U	16 U	17 U	17 U
Aroclor 1232					17 U	16 U	17 U	17 U
Aroclor 1242					17 U	16 U	17 U	17 U
Aroclor 1248					17 U	16 U	17 U	17 U
Aroclor 1254					17 U	16 U	17 U	17 UJ
Aroclor 1260					17 U	16 U	17 U	17 U
Total PCB Aroclors (SMS Marine 2013) (U = 0)			130	1000	17 U	16 U	17 U	17 UJ
Total Petroleum Hydrocarbons (mg/kg)								
Oil and grease					**228**	**601**	130 U	130 U
Pharmaceuticals and Personal Care Products (µg/kg)								
Caffeine					34 U	--	33 U	--

Table C-1
Sediment Data for Carkeek Outfall

				Distance to CSO (ft)	329	399	409	441
				Location ID	WPN9497C248W308	CARKEK00CK400S	CARKEK00CK400N	CAREK98245/W310
				Area	CentralBasinPugetSnd	CentralBasinPugetSnd	CentralBasinPugetSnd	CentralBasinPugetSnd
				CSO	Carkeek	Carkeek	Carkeek	Carkeek
				Task	WPNT9497	CARKEK00	CARKEK00	CAREK98
				Sample ID	L9663-1	L18956-6	L18956-2	L14560-2
				Sample Date	10/15/1996	10/12/2000	10/12/2000	12/09/1998
				Depth	0 - 10 cm	0 - 2 cm	0 - 2 cm	
	SMS_Marine_SCO_SCUMII	SMS_Marine_CSL_SCUMII	AET_Marine_SCO_SCUMII	AET_Marine_CSL_SCUMII				
Conventional Parameters (mg/kg)								
Ammonia					**1**	**1.37**	**1.39**	--
Ammonia as nitrogen					--	--	--	**6.31**
Sulfide					**9.64**	13 U	13 U	13 U
Conventional Parameters (pct)								
Total organic carbon					**0.0957**	**0.104**	**0.103**	**0.209**
Total solids					**80.9**	**75**	**76.4**	**76.4**
Total volatile solids					**0.7**	**0.867**	**0.911**	**0.785**
Grain Size (pct)								
Gravel					**1.6**	**0.4 J**	**0.9 J**	**0.7**
Sand					**92.8**	**96.2**	**95**	**94.8**
Silt					**4.2**	**2 J**	**2.1 J**	**3.2**
Clay					**1.3**	**1.4**	**2**	**1.2**
Metals (mg/kg)								
Aluminum					**5300 J**	**5900 J**	**5800 J**	**6700 J**
Antimony					2 UJ	1.9 UJ	2 UJ	2 UJ
Arsenic	57	93	57	93	3.2 U	**3.33**	**3.4**	3.3 U
Barium					**12.5**	--	--	**14 J**
Beryllium					0.066 U	**0.128**	**0.131**	0.064 U
Cadmium	5.1	6.7	5.1	6.7	0.2 U	0.19 U	0.2 U	0.2 UJ
Calcium					**2780**	--	--	**3640**
Chromium	260	270	260	270	**13.2**	**18 J**	**19 J**	**15.1**
Copper	390	390	390	390	**3.42**	**4.92**	**5.14**	**4.78**
Iron					**7680**	**12000 J**	**13000 J**	**8700 J**
Lead	450	530	450	530	**5.2**	**4.8**	**4.71**	**3.27**
Magnesium					**3210**	--	--	--
Manganese					**210**	**300 J**	**320 J**	**196**
Mercury	0.41	0.59	0.41	0.59	**0.026**	0.025 U	0.026 U	0.026 U
Molybdenum					1.4 U	--	--	1.3 U
Nickel					**11.5**	**18.7**	**17.9**	**14.4**
Potassium					**854**	--	--	**931**
Selenium					3.2 U	3.2 U	3.1 U	3.3 U
Silver	6.1	6.1	6.1	6.1	0.26 U	0.25 U	0.25 U	0.26 U
Sodium					**2830**	--	--	**3210**

Table C-1
Sediment Data for Carkeek Outfall

					Distance to CSO (ft)	**329**	**399**	**409**	**441**
					Location ID	**WPN9497C248W308**	**CARKEK00CK400S**	**CARKEK00CK400N**	**CAREK98245/W310**
					Area	**CentralBasinPugetSnd**	**CentralBasinPugetSnd**	**CentralBasinPugetSnd**	**CentralBasinPugetSnd**
					CSO	**Carkeek**	**Carkeek**	**Carkeek**	**Carkeek**
					Task	**WPNT9497**	**CARKEK00**	**CARKEK00**	**CARKEK98**
					Sample ID	**L9663-1**	**L18956-6**	**L18956-2**	**L14560-2**
					Sample Date	**10/15/1996**	**10/12/2000**	**10/12/2000**	**12/09/1998**
					Depth	**0 - 10 cm**	**0 - 2 cm**	**0 - 2 cm**	
	SMS_Marine_SCO_SCUMII	**SMS_Marine_CSL_SCUMII**	**AET_Marine_SCO_SCUMII**	**AET_Marine_CSL_SCUMII**					
Thallium						14 U	13 U	13 U	13 U
Zinc	410	960	410	960		**17.4**	**25.6**	**27**	**20.5**
Organometallic Compounds (µg/kg)									
Butyltin (n-Butyltin)						**0.49**	2.3 U	2.2 U	2.2 U
Dibutyltin						0.37 U	0.47 U	0.46 U	0.46 UJ
Tetrabutyltin						**0.49**	0.53 U	0.52 U	0.52 U
Tributyltin						**2.5**	0.28 UJ	0.27 UJ	0.27 U
Volatile Organics (mg/kg-OC)									
Hexachlorobutadiene (Hexachloro-1,3-butadiene)	3.9	6.2				34 U	13 UJ	13 UJ	17 UJ
Volatile Organics (µg/kg)									
Hexachlorobutadiene (Hexachloro-1,3-butadiene)			11	120		33 U	13 UJ	13 UJ	35 UJ
Semivolatile Organics (mg/kg-OC)									
1,2,4-Trichlorobenzene	0.81	1.8				0.89 UJ	20 UJ	20 UJ	0.4 UJ
1,2-Dichlorobenzene	2.3	2.3				0.89 UJ	20 U	20 U	0.4 UJ
1,4-Dichlorobenzene	3.1	9				0.89 UJ	20 UJ	20 UJ	0.4 UJ
bis(2-Ethylhexyl)phthalate	47	78				20 U	**130**	**570**	10 UJ
Butylbenzyl phthalate	4.9	64				20 U	**22**	**21**	10 U
Diethyl phthalate	61	110				34 U	20 U	20 U	17 U
Dimethyl phthalate	53	53				15 U	13 U	13 U	6.7 U
Di-n-butyl phthalate	220	1700				34 U	20 U	20 U	17 U
Di-n-octyl phthalate	58	4500				20 U	20 U	20 U	10 U
Hexachlorobenzene	0.38	2.3				0.89 UJ	13 U	13 U	0.4 UJ
n-Nitrosodiphenylamine	11	11				34 U	20 U	20 U	17 U
Semivolatile Organics (µg/kg)									
1,2,4-Trichlorobenzene			31	51		0.85 UJ	20 UJ	20 UJ	0.9 UJ
1,2-Dichlorobenzene			35	50		0.85 UJ	20 U	20 U	0.9 UJ
1,2-Diphenylhydrazine						66 U	20 U	20 U	69 U
1,3-Dichlorobenzene						0.85 UJ	33 UJ	33 UJ	0.9 UJ
1,4-Dichlorobenzene			110	110		0.85 UJ	20 UJ	20 UJ	0.9 UJ
2,2'-Oxybis (1-chloropropane)						66 U	33 U	33 U	69 UJ
2,4,5-Trichlorophenol						140 U	33 UJ	33 U	140 U
2,4,6-Trichlorophenol						140 U	33 UJ	33 U	140 U
2,4-Dichlorophenol						33 U	33 UJ	33 U	35 UJ
2,4-Dimethylphenol	29	29	29	29		33 UJ	20 UJ	20 U	35 UJ

Table C-1
Sediment Data for Carkeek Outfall

					Distance to CSO (ft)	**329**	**399**	**409**	**441**
					Location ID	**WPN9497C248W308**	**CARKEK00CK400S**	**CARKEK00CK400N**	**CAREK98245/W310**
					Area	**CentralBasinPugetSnd**	**CentralBasinPugetSnd**	**CentralBasinPugetSnd**	**CentralBasinPugetSnd**
					CSO	**Carkeek**	**Carkeek**	**Carkeek**	**Carkeek**
					Task	**WPNT9497**	**CARKEK00**	**CARKEK00**	**CARKEK98**
					Sample ID	**L9663-1**	**L18956-6**	**L18956-2**	**L14560-2**
					Sample Date	**10/15/1996**	**10/12/2000**	**10/12/2000**	**12/09/1998**
					Depth	**0 - 10 cm**	**0 - 2 cm**	**0 - 2 cm**	
	SMS_Marine_SCO_SCUMII	**SMS_Marine_CSL_SCUMII**	**AET_Marine_SCO_SCUMII**	**AET_Marine_CSL_SCUMII**					
2,4-Dinitrophenol						66 U	--	--	69 UJ
2,4-Dinitrotoluene						14 U	20 U	20 U	14 U
2,6-Dinitrotoluene						14 U	33 U	33 U	14 U
2-Chloronaphthalene						20 U	20 U	20 U	21 UJ
2-Chlorophenol						66 U	33 UJ	33 UJ	69 UJ
2-Methylphenol (o-Cresol)	63	63	63	63		33 U	33 UJ	33 U	35 UJ
2-Nitroaniline						140 U	--	--	140 U
2-Nitrophenol						33 U	33 UJ	33 U	35 UJ
3,3'-Dichlorobenzidine						33 UJ	--	--	35 UJ
3-Nitroaniline						140 U	--	--	140 UJ
4-Bromophenyl-phenyl ether						14 U	20 U	20 U	14 U
4-Chloro-3-methylphenol						66 U	--	--	69 U
4-Chloroaniline						66 UJ	--	--	69 UJ
4-Chlorophenyl phenyl ether						20 U	33 U	33 U	21 U
4-Methylphenol (p-Cresol)	670	670	670	670		33 U	33 UJ	33 U	35 UJ
4-Nitroaniline						140 U	--	--	140 UJ
4-Nitrophenol						66 U	--	--	69 U
Aniline						66 UJ	**-99999 R**	**-99999 R**	**-99999 R**
Benzidine						**-99999 R**	--	--	**-99999 R**
Benzoic acid	650	650	650	650		140 U	**120 J**	**100**	140 UJ
Benzyl alcohol	57	73	57	73		33 U	**-99999 R**	**-99999 R**	35 UJ
bis(2-Chloroethoxy)methane						33 U	33 U	33 U	35 UJ
bis(2-Chloroethyl)ether						20 U	33 UJ	33 UJ	21 UJ
bis(2-Ethylhexyl)phthalate			1300	3100		20 U	**140**	**590**	21 UJ
Butylbenzyl phthalate			63	900		20 U	**23**	**22**	21 U
Coprostanol (Cholestan-3-ol (3B, 5B))						140 U	**-99999 R**	**-99999 R**	350 U
Diethyl phthalate			200	1200		33 U	20 U	20 U	35 U
Dimethyl phthalate			71	160		14 U	13 U	13 U	14 U
Di-n-butyl phthalate			1400	1400		33 U	20 U	20 U	35 U
Dinitro-o-cresol (4,6-Dinitro-2-methylphenol)						66 U	--	--	69 UJ
Di-n-octyl phthalate			6200	6200		20 U	20 U	20 U	21 U
Hexachlorobenzene			22	70		0.85 UJ	13 U	13 U	0.9 UJ
Hexachlorocyclopentadiene						33 UJ	--	--	35 UJ
Hexachloroethane						33 U	33 UJ	33 UJ	35 UJ

Table C-1
Sediment Data for Carkeek Outfall

				Distance to CSO (ft)	329	399	409	441
				Location ID	WPN9497C248W308	CARKEK00CK400S	CARKEK00CK400N	CAREK98245/W310
				Area	CentralBasinPugetSnd	CentralBasinPugetSnd	CentralBasinPugetSnd	CentralBasinPugetSnd
				CSO	Carkeek	Carkeek	Carkeek	Carkeek
				Task	WPNT9497	CARKEK00	CARKEK00	CARKEK98
				Sample ID	L9663-1	L18956-6	L18956-2	L14560-2
				Sample Date	10/15/1996	10/12/2000	10/12/2000	12/09/1998
				Depth	0 - 10 cm	0 - 2 cm	0 - 2 cm	
	SMS_Marine_SCO_SCUMII	SMS_Marine_CSL_SCUMII	AET_Marine_SCO_SCUMII	AET_Marine_CSL_SCUMII				
Isophorone					33 U	33 U	33 U	35 UJ
Nitrobenzene					33 U	33 U	33 U	35 UJ
n-Nitrosodimethylamine					140 U	33 U	33 U	140 UJ
n-Nitrosodi-n-propylamine					33 U	33 UJ	33 UJ	35 UJ
n-Nitrosodiphenylamine			28	40	33 U	20 U	20 U	35 U
Pentachlorophenol	360	690	360	690	33 UJ	67 UJ	65 UJ	35 U
Phenol	420	1200	420	1200	140 U	33 UJ	33 UJ	140 UJ
Polycyclic Aromatic Hydrocarbons (mg/kg-OC)								
2-Methylnaphthalene	38	64			55 U	20 U	20 U	27 UJ
Acenaphthene	16	57			15 U	20 UJ	20 UJ	6.7 U
Acenaphthylene	66	66			20 U	20 U	20 U	10 U
Anthracene	220	1200			**48 J**	20 UJ	20 UJ	10 UJ
Benzo(a)anthracene	110	270			**110 J**	20 U	20 U	**10 J**
Benzo(a)pyrene	99	210			**140 J**	20 UJ	20 UJ	17 UJ
Benzo(b)fluoranthene					**110 J**	20 UJ	20 UJ	27 U
Benzo(g,h,i)perylene	31	78			**64 J**	20 UJ	20 UJ	**18 J**
Benzo(k)fluoranthene					**82 J**	20 U	20 U	27 U
Chrysene	110	460			**130 J**	20 U	20 U	**13.8**
Dibenzo(a,h)anthracene	12	33			55 U	20 U	20 U	27 U
Dibenzofuran	15	58			34 U	20 U	20 U	17 U
Fluoranthene	160	1200			**320 J**	20 UJ	20 UJ	**24**
Fluorene	23	79			**27 J**	20 U	20 U	10 UJ
Indeno(1,2,3-c,d)pyrene	34	88			**66 J**	20 U	20 U	17 UJ
Naphthalene	99	170			55 UJ	32 UJ	32 UJ	27 UJ
Phenanthrene	100	480			**280 J**	20 UJ	20 UJ	**16.8**
Pyrene	1000	1400			**300 J**	20 UJ	20 UJ	**26.4**
Total Benzofluoranthenes (b,j,k) (U = 0)	230	450			**200 J**	20 UJ	20 UJ	27 U
Total cPAH TEQ (7 minimum CAEPA 2005) (U = 0)					**170 J**	20 UJ	20 UJ	**2 J**
Total HPAH (SMS) (U = 0)	960	5300			**1300 J**	20 UJ	20 UJ	**100 J**
Total LPAH (SMS) (U = 0)	370	780			**400 J**	30 UJ	30 UJ	**17 J**
Polycyclic Aromatic Hydrocarbons (µg/kg)								
2-Methylnaphthalene			670	670	53 U	20 U	20 U	56 UJ
Acenaphthene			500	500	14 U	20 UJ	20 UJ	14 U
Acenaphthylene			1300	1300	20 U	20 U	20 U	21 U

Table C-1
Sediment Data for Carkeek Outfall

				Distance to CSO (ft)	329	399	409	441
				Location ID	WPN9497C248W308	CARKEK00CK400S	CARKEK00CK400N	CAREK98245/W310
				Area	CentralBasinPugetSnd	CentralBasinPugetSnd	CentralBasinPugetSnd	CentralBasinPugetSnd
				CSO	Carkeek	Carkeek	Carkeek	Carkeek
				Task	WPNT9497	CARKEK00	CARKEK00	CARKEK98
				Sample ID	L9663-1	L18956-6	L18956-2	L14560-2
				Sample Date	10/15/1996	10/12/2000	10/12/2000	12/09/1998
				Depth	0 - 10 cm	0 - 2 cm	0 - 2 cm	
	SMS_Marine_SCO_SCUMII	SMS_Marine_CSL_SCUMII	AET_Marine_SCO_SCUMII	AET_Marine_CSL_SCUMII				
Anthracene			960	960	**46 J**	20 UJ	20 UJ	21 UJ
Benzo(a)anthracene			1300	1600	**110 J**	20 U	20 U	**30 J**
Benzo(a)pyrene			1600	1600	**130 J**	20 UJ	20 UJ	35 UJ
Benzo(b)fluoranthene					**110 J**	20 UJ	20 UJ	56 U
Benzo(g,h,i)perylene			670	720	**61 J**	20 UJ	20 UJ	**38 J**
Benzo(k)fluoranthene					**78 J**	20 U	20 U	56 U
Carbazole					33 U	33 U	33 U	35 U
Chrysene			1400	2800	**120 J**	20 U	20 U	**28.8**
Dibenzo(a,h)anthracene			230	230	53 U	20 U	20 U	56 U
Dibenzofuran			540	540	33 U	20 U	20 U	35 U
Fluoranthene			1700	2500	**310 J**	20 UJ	20 UJ	**50.1**
Fluorene			540	540	**26 J**	20 U	20 U	21 UJ
Indeno(1,2,3-c,d)pyrene			600	690	**63 J**	20 U	20 U	35 UJ
Naphthalene			2100	2100	53 UJ	33 UJ	33 UJ	56 UJ
Phenanthrene			1500	1500	**270 J**	20 UJ	20 UJ	**35.1**
Pyrene			2600	3300	**290 J**	20 UJ	20 UJ	**55.1**
Total Benzofluoranthenes (b,j,k) (U = 0)			3200	3600	**190 J**	20 UJ	20 UJ	56 U
Total cPAH TEQ (7 minimum CAEPA 2005) (U = 0)					**170 J**	20 UJ	20 UJ	**3.3 J**
Total HPAH (SMS) (U = 0)			12000	17000	**1300 J**	20 UJ	20 UJ	**200 J**
Total LPAH (SMS) (U = 0)			5200	5200	**340 J**	33 UJ	33 UJ	**35 J**
Pesticides (µg/kg)								
4,4'-DDD (p,p'-DDD)					1.6 UJ	1.7 U	1.7 U	1.7 U
4,4'-DDE (p,p'-DDE)					1.6 UJ	1.7 U	1.7 U	1.7 UJ
4,4'-DDT (p,p'-DDT)					1.6 U	1.7 UJ	1.7 UJ	1.7 U
Aldrin					1.6 U	1.7 U	1.7 U	1.7 U
Chlordane					8.3 U	8.9 U	8.8 U	8.8 U
Dieldrin					1.6 U	1.7 U	1.7 U	1.7 U
Endosulfan					1.6 U	1.7 U	1.7 U	1.7 U
Endosulfan sulfate					1.6 U	1.7 U	1.7 U	1.7 U
Endrin					1.6 UJ	1.7 U	1.7 U	1.7 U
Endrin aldehyde					**-99999 R**	1.7 UJ	1.7 UJ	**-99999 R**
Heptachlor					1.6 U	1.7 U	1.7 U	1.7 U
Heptachlor epoxide					1.6 U	1.7 U	1.7 U	1.7 U
Hexachlorocyclohexane (BHC), alpha-					1.6 U	1.7 U	1.7 U	1.7 U

Table C-1
Sediment Data for Carkeek Outfall

				Distance to CSO (ft)	329	399	409	441
				Location ID	WPN9497C248W308	CARKEK00CK400S	CARKEK00CK400N	CAREK98245/W310
				Area	CentralBasinPugetSnd	CentralBasinPugetSnd	CentralBasinPugetSnd	CentralBasinPugetSnd
				CSO	Carkeek	Carkeek	Carkeek	Carkeek
				Task	WPNT9497	CARKEK00	CARKEK00	CAREK98
				Sample ID	L9663-1	L18956-6	L18956-2	L14560-2
				Sample Date	10/15/1996	10/12/2000	10/12/2000	12/09/1998
				Depth	0 - 10 cm	0 - 2 cm	0 - 2 cm	
	SMS_Marine_SCO_SCUMII	SMS_Marine_CSL_SCUMII	AET_Marine_SCO_SCUMII	AET_Marine_CSL_SCUMII				
Hexachlorocyclohexane (BHC), beta-					1.6 U	1.7 U	1.7 U	1.7 U
Hexachlorocyclohexane (BHC), delta-					1.6 U	1.7 U	1.7 U	1.7 U
Hexachlorocyclohexane (BHC), gamma- (Lindane)					1.6 U	1.7 U	1.7 U	1.7 U
Methoxychlor					8.3 U	8.9 U	8.8 U	8.8 U
Toxaphene					16 U	17 U	17 U	17 U
PCB Aroclors (mg/kg-OC)								
Total PCB Aroclors (SMS Marine 2013) (U = 0)	12	65			17 U	16 U	17 U	8.1 UJ
PCB Aroclors (µg/kg)								
Aroclor 1016					16 U	17 U	17 U	17 U
Aroclor 1221					16 U	17 U	17 U	17 U
Aroclor 1232					16 U	17 U	17 U	17 U
Aroclor 1242					16 U	17 U	17 U	17 U
Aroclor 1248					16 U	17 U	17 U	17 U
Aroclor 1254					16 U	17 U	17 U	17 UJ
Aroclor 1260					16 U	17 U	17 U	17 U
Total PCB Aroclors (SMS Marine 2013) (U = 0)			130	1000	16 U	17 U	17 U	17 UJ
Total Petroleum Hydrocarbons (mg/kg)								
Oil and grease					**927**	130 U	**131**	130 U
Pharmaceuticals and Personal Care Products (µg/kg)								
Caffeine					--	33 U	33 U	--

Table C-1
Sediment Data for Carkeek Outfall

					Distance to CSO (ft)	**483**	**628**
					Location ID	**WPN9497C246W319**	**CAREK98248/W308**
					Area	**CentralBasinPugetSnd**	**CentralBasinPugetSnd**
					CSO	**Carkeek**	**Carkeek**
					Task	**WPNT9497**	**CARKEK98**
					Sample ID	**L9663-5**	**L14560-1**
					Sample Date	**10/15/1996**	**12/09/1998**
					Depth	**0 - 10 cm**	
	SMS_Marine_SCO_SCUMII	**SMS_Marine_CSL_SCUMII**	**AET_Marine_SCO_SCUMII**	**AET_Marine_CSL_SCUMII**		
Conventional Parameters (mg/kg)						
Ammonia					**1.51**	**--**
Ammonia as nitrogen					**--**	**4.47**
Sulfide					2.6 U	15 U
Conventional Parameters (pct)						
Total organic carbon					**0.215**	**0.168**
Total solids					**77.3**	**73**
Total volatile solids					**1.02**	**0.685**
Grain Size (pct)						
Gravel					**0.5**	**0.4**
Sand					**93.2**	**96.1**
Silt					**2.3**	**1.6**
Clay					**4**	**1.9**
Metals (mg/kg)						
Aluminum					**6200 J**	**5600 J**
Antimony					2.1 UJ	1.9 UJ
Arsenic	57	93	57	93	**4**	3.3 U
Barium					**16.8**	**13 J**
Beryllium					**0.082**	0.066 U
Cadmium	5.1	6.7	5.1	6.7	0.21 U	0.19 UJ
Calcium					**2870**	**2730**
Chromium	260	270	260	270	**18.6**	**14.9**
Copper	390	390	390	390	**5.58**	**4.49**
Iron					**10900**	**8300 J**
Lead	450	530	450	530	**4.8**	**4.38**
Magnesium					**4450**	**--**
Manganese					**248**	**251**
Mercury	0.41	0.59	0.41	0.59	**0.03**	0.029 U
Molybdenum					1.3 U	1.3 U
Nickel					**17.5**	**13**
Potassium					**1150**	**940**
Selenium					3.4 U	3.3 U
Silver	6.1	6.1	6.1	6.1	0.27 U	0.26 U
Sodium					**3660**	**3620**

Table C-1
Sediment Data for Carkeek Outfall

					Distance to CSO (ft)	**483**	**628**
					Location ID	**WPN9497C246W319**	**CAREK98248/W308**
					Area	**CentralBasinPugetSnd**	**CentralBasinPugetSnd**
					CSO	**Carkeek**	**Carkeek**
					Task	**WPNT9497**	**CARKEK98**
					Sample ID	**L9663-5**	**L14560-1**
					Sample Date	**10/15/1996**	**12/09/1998**
					Depth	**0 - 10 cm**	
	SMS_Marine_SCO_SCUMII	**SMS_Marine_CSL_SCUMII**	**AET_Marine_SCO_SCUMII**	**AET_Marine_CSL_SCUMII**		
Thallium					13 U	13 U
Zinc	410	960	410	960	**24.5**	**19.5**
Organometallic Compounds (µg/kg)						
Butyltin (n-Butyltin)					**0.52**	2.3 U
Dibutyltin					**0.78**	0.48 UJ
Tetrabutyltin					**0.78**	0.55 U
Tributyltin					**3.9**	0.29 U
Volatile Organics (mg/kg-OC)						
Hexachlorobutadiene (Hexachloro-1,3-butadiene)	3.9	6.2			16 U	22 UJ
Volatile Organics (µg/kg)						
Hexachlorobutadiene (Hexachloro-1,3-butadiene)			11	120	35 U	37 UJ
Semivolatile Organics (mg/kg-OC)						
1,2,4-Trichlorobenzene	0.81	1.8			0.41 UJ	0.57 UJ
1,2-Dichlorobenzene	2.3	2.3			0.41 UJ	0.57 UJ
1,4-Dichlorobenzene	3.1	9			0.41 UJ	0.57 UJ
bis(2-Ethylhexyl)phthalate	47	78			9.8 U	13 UJ
Butylbenzyl phthalate	4.9	64			9.8 U	13 U
Diethyl phthalate	61	110			16 U	22 U
Dimethyl phthalate	53	53			6.5 U	8.9 U
Di-n-butyl phthalate	220	1700			16 U	22 U
Di-n-octyl phthalate	58	4500			9.8 U	13 U
Hexachlorobenzene	0.38	2.3			0.41 UJ	0.57 UJ
n-Nitrosodiphenylamine	11	11			16 U	22 U
Semivolatile Organics (µg/kg)						
1,2,4-Trichlorobenzene			31	51	0.89 UJ	0.95 UJ
1,2-Dichlorobenzene			35	50	0.89 UJ	0.95 UJ
1,2-Diphenylhydrazine					69 U	73 U
1,3-Dichlorobenzene					0.89 UJ	0.95 UJ
1,4-Dichlorobenzene			110	110	0.89 UJ	0.95 UJ
2,2'-Oxybis (1-chloropropane)					69 U	73 UJ
2,4,5-Trichlorophenol					140 U	150 U
2,4,6-Trichlorophenol					140 U	150 U
2,4-Dichlorophenol					35 U	37 UJ
2,4-Dimethylphenol	29	29	29	29	35 UJ	37 UJ

Table C-1
Sediment Data for Carkeek Outfall

					Distance to CSO (ft)	**483**	**628**
					Location ID	**WPN9497C246W319**	**CAREK98248/W308**
					Area	**CentralBasinPugetSnd**	**CentralBasinPugetSnd**
					CSO	**Carkeek**	**Carkeek**
					Task	**WPNT9497**	**CARKEK98**
					Sample ID	**L9663-5**	**L14560-1**
					Sample Date	**10/15/1996**	**12/09/1998**
					Depth	**0 - 10 cm**	
	SMS_Marine_SCO_SCUMII	**SMS_Marine_CSL_SCUMII**	**AET_Marine_SCO_SCUMII**	**AET_Marine_CSL_SCUMII**		
2,4-Dinitrophenol					69 U	73 UJ
2,4-Dinitrotoluene					14 U	15 U
2,6-Dinitrotoluene					14 U	15 U
2-Chloronaphthalene					21 U	22 UJ
2-Chlorophenol					69 U	73 UJ
2-Methylphenol (o-Cresol)	63	63	63	63	35 U	37 UJ
2-Nitroaniline					140 U	150 U
2-Nitrophenol					35 U	37 UJ
3,3'-Dichlorobenzidine					35 UJ	37 UJ
3-Nitroaniline					140 U	150 UJ
4-Bromophenyl-phenyl ether					14 U	15 U
4-Chloro-3-methylphenol					69 U	73 U
4-Chloroaniline					69 UJ	73 UJ
4-Chlorophenyl phenyl ether					21 U	22 U
4-Methylphenol (p-Cresol)	670	670	670	670	35 U	37 UJ
4-Nitroaniline					140 U	150 UJ
4-Nitrophenol					69 U	73 U
Aniline					69 UJ	**-99999 R**
Benzidine					**-99999 R**	**-99999 R**
Benzoic acid	650	650	650	650	140 U	150 UJ
Benzyl alcohol	57	73	57	73	35 U	37 UJ
bis(2-Chloroethoxy)methane					35 U	37 UJ
bis(2-Chloroethyl)ether					21 U	22 UJ
bis(2-Ethylhexyl)phthalate			1300	3100	21 U	22 UJ
Butylbenzyl phthalate			63	900	21 U	22 U
Coprostanol (Cholestan-3-ol (3B, 5B))					140 U	370 U
Diethyl phthalate			200	1200	35 U	37 U
Dimethyl phthalate			71	160	14 U	15 U
Di-n-butyl phthalate			1400	1400	35 U	37 U
Dinitro-o-cresol (4,6-Dinitro-2-methylphenol)					69 U	73 UJ
Di-n-octyl phthalate			6200	6200	21 U	22 U
Hexachlorobenzene			22	70	0.89 UJ	0.95 UJ
Hexachlorocyclopentadiene					35 UJ	37 UJ
Hexachloroethane					35 U	37 UJ

Table C-1
Sediment Data for Carkeek Outfall

					Distance to CSO (ft)	**483**	**628**
					Location ID	**WPN9497C246W319**	**CAREK98248/W308**
					Area	**CentralBasinPugetSnd**	**CentralBasinPugetSnd**
					CSO	**Carkeek**	**Carkeek**
					Task	**WPNT9497**	**CARKEK98**
					Sample ID	**L9663-5**	**L14560-1**
					Sample Date	**10/15/1996**	**12/09/1998**
					Depth	**0 - 10 cm**	
	SMS_Marine_SCO_SCUMII	**SMS_Marine_CSL_SCUMII**	**AET_Marine_SCO_SCUMII**	**AET_Marine_CSL_SCUMII**		
Isophorone					35 U	37 UJ
Nitrobenzene					35 U	37 UJ
n-Nitrosodimethylamine					140 U	150 UJ
n-Nitrosodi-n-propylamine					35 U	37 UJ
n-Nitrosodiphenylamine			28	40	35 U	37 U
Pentachlorophenol	360	690	360	690	35 UJ	37 U
Phenol	420	1200	420	1200	140 U	150 UJ
Polycyclic Aromatic Hydrocarbons (mg/kg-OC)						
2-Methylnaphthalene	38	64			26 U	35 UJ
Acenaphthene	16	57			6.5 U	8.9 U
Acenaphthylene	66	66			9.8 U	13 U
Anthracene	220	1200			9.8 UJ	**19 J**
Benzo(a)anthracene	110	270			**16 J**	**52 J**
Benzo(a)pyrene	99	210			**23 J**	**60 J**
Benzo(b)fluoranthene					26 UJ	**48.1**
Benzo(g,h,i)perylene	31	78			16 UJ	**65 J**
Benzo(k)fluoranthene					26 UJ	35 U
Chrysene	110	460			**17 J**	**52.3**
Dibenzo(a,h)anthracene	12	33			26 U	35 U
Dibenzofuran	15	58			16 U	22 U
Fluoranthene	160	1200			**29 J**	**135**
Fluorene	23	79			9.8 UJ	13 UJ
Indeno(1,2,3-c,d)pyrene	34	88			16 UJ	**39 J**
Naphthalene	99	170			26 UJ	35 UJ
Phenanthrene	100	480			**18 J**	**117**
Pyrene	1000	1400			**36 J**	**142**
Total Benzofluoranthenes (b,j,k) (U = 0)	230	450			26 UJ	**48**
Total cPAH TEQ (7 minimum CAEPA 2005) (U = 0)					**25 J**	**70 J**
Total HPAH (SMS) (U = 0)	960	5300			**120 J**	**600 J**
Total LPAH (SMS) (U = 0)	370	780			**18 J**	**140 J**
Polycyclic Aromatic Hydrocarbons (µg/kg)						
2-Methylnaphthalene			670	670	56 U	59 UJ
Acenaphthene			500	500	14 U	15 U
Acenaphthylene			1300	1300	21 U	22 U

Table C-1
Sediment Data for Carkeek Outfall

				Distance to CSO (ft)	483	628
				Location ID	WPN9497C246W319	CAREK98248/W308
				Area	CentralBasinPugetSnd	CentralBasinPugetSnd
				CSO	Carkeek	Carkeek
				Task	WPNT9497	CARKEK98
				Sample ID	L9663-5	L14560-1
				Sample Date	10/15/1996	12/09/1998
				Depth	0 - 10 cm	
	SMS_Marine_SCO_SCUMII	SMS_Marine_CSL_SCUMII	AET_Marine_SCO_SCUMII	AET_Marine_CSL_SCUMII		
Anthracene			960	960	21 UJ	**32 J**
Benzo(a)anthracene			1300	1600	**34 J**	**88 J**
Benzo(a)pyrene			1600	1600	**49 J**	**100 J**
Benzo(b)fluoranthene					56 UJ	**80.8**
Benzo(g,h,i)perylene			670	720	35 UJ	**110 J**
Benzo(k)fluoranthene					56 UJ	59 U
Carbazole					35 U	37 U
Chrysene			1400	2800	**37 J**	**87.8**
Dibenzo(a,h)anthracene			230	230	56 U	59 U
Dibenzofuran			540	540	35 U	37 U
Fluoranthene			1700	2500	**63 J**	**227**
Fluorene			540	540	21 UJ	22 UJ
Indeno(1,2,3-c,d)pyrene			600	690	35 UJ	**66 J**
Naphthalene			2100	2100	56 UJ	59 UJ
Phenanthrene			1500	1500	**39 J**	**197**
Pyrene			2600	3300	**77 J**	**238**
Total Benzofluoranthenes (b,j,k) (U = 0)			3200	3600	56 UJ	**81**
Total cPAH TEQ (7 minimum CAEPA 2005) (U = 0)					**53 J**	**120 J**
Total HPAH (SMS) (U = 0)			12000	17000	**260 J**	**1000 J**
Total LPAH (SMS) (U = 0)			5200	5200	**39 J**	**230 J**
Pesticides (µg/kg)						
4,4'-DDD (p,p'-DDD)					1.7 UJ	1.8 U
4,4'-DDE (p,p'-DDE)					1.7 UJ	1.8 UJ
4,4'-DDT (p,p'-DDT)					1.7 U	1.8 U
Aldrin					1.7 U	1.8 U
Chlordane					8.7 U	9.2 U
Dieldrin					1.7 U	1.8 U
Endosulfan					1.7 U	1.8 U
Endosulfan sulfate					1.7 U	1.8 U
Endrin					1.7 UJ	1.8 U
Endrin aldehyde					**-99999 R**	**-99999 R**
Heptachlor					1.7 U	1.8 U
Heptachlor epoxide					1.7 U	1.8 U
Hexachlorocyclohexane (BHC), alpha-					1.7 U	1.8 U

Table C-1
Sediment Data for Carkeek Outfall

					Distance to CSO (ft)	**483**	**628**
					Location ID	**WPN9497C246W319**	**CAREK98248/W308**
					Area	**CentralBasinPugetSnd**	**CentralBasinPugetSnd**
					CSO	**Carkeek**	**Carkeek**
					Task	**WPNT9497**	**CARKEK98**
					Sample ID	**L9663-5**	**L14560-1**
					Sample Date	**10/15/1996**	**12/09/1998**
					Depth	**0 - 10 cm**	
	SMS_Marine_SCO_SCUMII	**SMS_Marine_CSL_SCUMII**	**AET_Marine_SCO_SCUMII**	**AET_Marine_CSL_SCUMII**		
Hexachlorocyclohexane (BHC), beta-					1.7 U	1.8 U
Hexachlorocyclohexane (BHC), delta-					1.7 U	1.8 U
Hexachlorocyclohexane (BHC), gamma- (Lindane)					1.7 U	1.8 U
Methoxychlor					8.7 U	9.2 U
Toxaphene					17 U	18 U
PCB Aroclors (mg/kg-OC)						
Total PCB Aroclors (SMS Marine 2013) (U = 0)	12	65			7.9 U	11 UJ
PCB Aroclors (µg/kg)						
Aroclor 1016					17 U	18 U
Aroclor 1221					17 U	18 U
Aroclor 1232					17 U	18 U
Aroclor 1242					17 U	18 U
Aroclor 1248					17 U	18 U
Aroclor 1254					17 U	18 UJ
Aroclor 1260					17 U	18 U
Total PCB Aroclors (SMS Marine 2013) (U = 0)			130	1000	17 U	18 UJ
Total Petroleum Hydrocarbons (mg/kg)						
Oil and grease					**320**	140 U
Pharmaceuticals and Personal Care Products (µg/kg)						
Caffeine					--	--

Table C-2
Sediment Data for North Beach PS Overflows

					Distance to CSO (ft)	21	31	42	75	77
					Location ID	NB_CSO96NB30P	CSO11_CSO-NB-1	CSO13_CSO-NB-10	CSO11_CSO-NB-2	CSO11_CSO-NB-3
					Area	CentralBasinPugetSnd	CentralBasinPugetSnd	CentralBasinPugetSnd	CentralBasinPugetSnd	CentralBasinPugetSnd
					CSO	North Beach PS	North Beach PS	North Beach PS	North Beach PS	North Beach PS
					Task	NB_CSO96	KC_CSO_2011	KC_CSO_2013	KC_CSO_2011	KC_CSO_2011
					Sample ID	L9696-3	L53963-1	L57636-4	L53963-2	L53963-3
					Sample Date	10/15/1996	08/29/2011	03/26/2013	08/29/2011	08/29/2011
					Depth	0 - 2 cm	0 - 10 cm	0 - 10 cm	0 - 10 cm	0 - 9 cm
	SMS_Marine_SCO_SCUMII	SMS_Marine_CSL_SCUMII	AET_Marine_SCO_SCUMII	AET_Marine_CSL_SCUMII						
Conventional Parameters (mg/kg)										
Ammonia						**6**	--	--	--	--
Ammonia as nitrogen						--	--	--	--	--
Sulfide						**18.2**	--	--	--	--
Conventional Parameters (pct)										
Total organic carbon						**0.197**	**0.195**	**0.108**	**0.169**	**0.17**
Total solids						**77**	**71.9**	**76.5**	**70.9**	**70.4**
Total volatile solids						**0.93**	--	--	--	--
Grain Size (pct)										
Pebble						--	0.13 U	--	0.13 U	0.13 U
Gravel						**0.3**	--	1.3 U	--	--
Granule (very fine gravel)						--	0.13 U	--	0.13 U	0.13 U
Sand						**96**	--	**96.7**	--	--
Sand, very coarse						--	0.13 U	--	0.13 U	0.13 U
Sand, coarse						--	0.13 U	--	0.13 U	**0.2 J**
Sand, medium						--	**1.3**	--	**0.8 J**	**0.3 J**
Sand, fine						--	**14.6**	--	**14.4**	**7.4**
Sand, very fine						--	**74.4**	--	**74.6**	**79.6**
Silt						**1**	--	**0.7 J**	--	--
Silt, coarse						--	**7.6**	--	**7.6**	**9.8**
Silt, medium						--	0.65 U	--	0.66 U	0.63 U
Silt, fine						--	0.65 U	--	0.66 U	0.63 U
Silt, very fine						--	0.65 U	--	0.66 U	0.63 U
Clay						**2.8**	--	**2.6**	--	--
Clay, coarse						--	0.65 U	--	0.66 U	0.63 U
Clay, medium						--	0.65 U	--	0.66 U	0.63 U
Clay, fine						--	**2.6**	--	**2.7**	**1.9**
Metals (mg/kg)										
Aluminum						**5650**	--	--	--	--
Antimony						1.9 UJ	--	--	--	--
Arsenic	57	93	57	93		3.2 U	1.7 U	8.14 U	1.7 U	**2.1 J**
Barium						**12.8**	--	--	--	--
Beryllium						0.065 U	--	--	--	--
Cadmium	5.1	6.7	5.1	6.7		0.19 U	0.14 U	0.651 U	**0.17 J**	**0.16 J**

Table C-2
Sediment Data for North Beach PS Overflows

					Distance to CSO (ft)	21	31	42	75	77
					Location ID	NB_CSO96NB30P	CSO11_CSO-NB-1	CSO13_CSO-NB-10	CSO11_CSO-NB-2	CSO11_CSO-NB-3
					Area	CentralBasinPugetSnd	CentralBasinPugetSnd	CentralBasinPugetSnd	CentralBasinPugetSnd	CentralBasinPugetSnd
					CSO	North Beach PS	North Beach PS	North Beach PS	North Beach PS	North Beach PS
					Task	NB_CSO96	KC_CSO_2011	KC_CSO_2013	KC_CSO_2011	KC_CSO_2011
					Sample ID	L9696-3	L53963-1	L57636-4	L53963-2	L53963-3
					Sample Date	10/15/1996	08/29/2011	03/26/2013	08/29/2011	08/29/2011
					Depth	0 - 2 cm	0 - 10 cm	0 - 10 cm	0 - 10 cm	0 - 9 cm
	SMS_Marine_SCO_SCUMII	SMS_Marine_CSL_SCUMII	AET_Marine_SCO_SCUMII	AET_Marine_CSL_SCUMII						
Calcium						**2970 J**	--	--	--	--
Chromium	260	270	260	270		**14.8**	**15.3**	**12.7**	**15.8**	**16.3**
Copper	390	390	390	390		**4.27**	**6.01**	**3.39**	**5.56**	**5.1**
Iron						**6680**	--	--	--	--
Lead	450	530	450	530		**5.3**	**3.9 J**	**2.5 J**	**3.1 J**	**3.6 J**
Magnesium						**3710**	--	--	--	--
Manganese						**104**	--	--	--	--
Mercury	0.41	0.59	0.41	0.59		0.026 U	**0.017 J**	**0.012 J**	**0.03 J**	**0.02 J**
Molybdenum						1.3 U	--	--	--	--
Nickel						**15.3**	--	--	--	--
Potassium						**675**	--	--	--	--
Selenium						3.2 U	--	--	--	--
Silver	6.1	6.1	6.1	6.1		0.26 U	0.28 U	1.3 U	0.28 U	0.28 U
Sodium						**3360**	--	--	--	--
Thallium						13 U	--	--	--	--
Zinc	410	960	410	960		**17.5**	**21.6**	**16.2**	**21.7**	**21.3**
Organometallic Compounds (µg/kg)										
Butyltin (n-Butyltin)						0.39 U	--	--	--	--
Dibutyltin						**0.52**	--	--	--	--
Tetrabutyltin						**0.39**	--	--	--	--
Tributyltin						**2.6**	--	--	--	--
Volatile Organics (mg/kg-OC)										
Hexachlorobutadiene (Hexachloro-1,3-butadiene)	3.9	6.2				18 U	--	--	--	--
Volatile Organics (µg/kg)										
Hexachlorobutadiene (Hexachloro-1,3-butadiene)			11	120		35 U	--	--	--	--
Semivolatile Organics (mg/kg-OC)										
1,2,4-Trichlorobenzene	0.81	1.8				0.5 UJ	0.38 U	1.3 U	0.44 U	0.44 U
1,2-Dichlorobenzene	2.3	2.3				0.5 UJ	3.8 U	6.45 U	4.45 U	4.5 U
1,4-Dichlorobenzene	3.1	9				0.5 UJ	5.69 U	9.72 U	6.69 U	6.7 U
2-Methylnaphthalene	38	64				--	3.8 U	13 U	4.4 U	4.4 U
Acenaphthene	16	57				--	3.8 U	13 U	4.4 U	4.4 U
Acenaphthylene	66	66				--	3.8 U	13 U	4.4 U	4.4 U
Anthracene	220	1200				--	3.8 U	13 U	4.4 U	**20**
Benzo(a)anthracene	110	270				--	**13.1**	13 U	**7.7 J**	**60**

Table C-2
Sediment Data for North Beach PS Overflows

				Distance to CSO (ft)	21	31	42	75	77
				Location ID	NB_CSO96NB30P	CSO11_CSO-NB-1	CSO13_CSO-NB-10	CSO11_CSO-NB-2	CSO11_CSO-NB-3
				Area	CentralBasinPugetSnd	CentralBasinPugetSnd	CentralBasinPugetSnd	CentralBasinPugetSnd	CentralBasinPugetSnd
				CSO	North Beach PS	North Beach PS	North Beach PS	North Beach PS	North Beach PS
				Task	NB_CSO96	KC_CSO_2011	KC_CSO_2013	KC_CSO_2011	KC_CSO_2011
				Sample ID	L9696-3	L53963-1	L57636-4	L53963-2	L53963-3
				Sample Date	10/15/1996	08/29/2011	03/26/2013	08/29/2011	08/29/2011
				Depth	0 - 2 cm	0 - 10 cm	0 - 10 cm	0 - 10 cm	0 - 9 cm
	SMS_Marine_SCO_SCUMII	SMS_Marine_CSL_SCUMII	AET_Marine_SCO_SCUMII	AET_Marine_CSL_SCUMII					
Benzo(a)pyrene	99	210			--	**19.7**	13 U	**13.2**	**61**
Benzo(b,j,k)fluoranthenes					--	--	13 U	--	--
Benzo(g,h,i)perylene	31	78			--	**6.7 J**	13 U	4.4 UJ	**35 J**
bis(2-Ethylhexyl)phthalate	47	78			11 U	19 UJ	25.7 U	22 UJ	23 UJ
Butylbenzyl phthalate	4.9	64			11 U	5.69 U	9.72 U	6.69 U	6.7 U
Chrysene	110	460			--	**10.5**	13 U	4.4 U	**53**
Dibenzo(a,h)anthracene	12	33			--	3.8 U	13 U	4.4 U	**10**
Dibenzofuran	15	58			--	3.8 U	13 U	4.4 U	4.4 U
Diethyl phthalate	61	110			18 U	7.7 U	25.7 U	9.5 U	9.4 U
Dimethyl phthalate	53	53			7.1 U	7.64 U	13 U	8.93 U	8.9 U
Di-n-butyl phthalate	220	1700			18 U	7.7 U	25.7 U	9.5 U	10 UJ
Di-n-octyl phthalate	58	4500			11 U	7.64 U	13 U	8.93 U	8.9 U
Fluoranthene	160	1200			--	**16.3**	13 U	4.4 U	**130**
Fluorene	23	79			--	3.8 U	13 U	4.4 U	4.4 U
Hexachlorobenzene	0.38	2.3			0.5 UJ	0.38 U	1.3 U	0.44 U	0.44 U
Hexachlorobutadiene (Hexachloro-1,3-butadiene)	3.9	6.2			--	1.9 U	6.45 U	2.2 U	2.2 U
Indeno(1,2,3-c,d)pyrene	34	88			--	**9.64 J**	13 U	**5 J**	**33 J**
Naphthalene	99	170			--	3.8 U	13 U	4.4 U	4.4 U
n-Nitrosodiphenylamine	11	11			18 U	9.49 U	16.1 U	11.1 U	11 U
Phenanthrene	100	480			--	**9.64**	13 U	4.4 U	**49**
Pyrene	1000	1400			--	**18.1**	13 U	4.4 U	**120**
Total Benzofluoranthenes (lab reported total)	230	450			--	**19.8**	--	**8.3 J**	**79**
Total Benzofluoranthenes (b,j,k) (U = 0)	230	450			--	--	13 U	--	--
Total cPAH TEQ (7 minimum CAEPA 2005) (U = 0)					--	**24 J**	13 U	**20 J**	**80 J**
Total HPAH (SMS) (U = 0)	960	5300			--	**110 J**	13 U	**30 J**	**590 J**
Total LPAH (SMS) (U = 0)	370	780			--	**9.6**	13 U	4.4 U	**70**
Semivolatile Organics (µg/kg)									
1,2,4-Trichlorobenzene			31	51	0.9 UJ	0.74 U	1.4 U	0.75 U	0.75 U
1,2-Dichlorobenzene			35	50	0.9 UJ	7.41 U	6.97 U	7.52 U	7.57 U
1,2-Diphenylhydrazine					69 U	--	--	--	--
1,3-Dichlorobenzene					0.9 UJ	--	--	--	--
1,4-Dichlorobenzene			110	110	0.9 UJ	11.1 U	10.5 U	11.3 U	11.4 U
2,2'-Oxybis (1-chloropropane)					69 U	--	--	--	--
2,4,5-Trichlorophenol					140 U	--	--	--	--

Table C-2
Sediment Data for North Beach PS Overflows

					Distance to CSO (ft)	21	31	42	75	77
					Location ID	NB_CSO96NB30P	CSO11_CSO-NB-1	CSO13_CSO-NB-10	CSO11_CSO-NB-2	CSO11_CSO-NB-3
					Area	CentralBasinPugetSnd	CentralBasinPugetSnd	CentralBasinPugetSnd	CentralBasinPugetSnd	CentralBasinPugetSnd
					CSO	North Beach PS	North Beach PS	North Beach PS	North Beach PS	North Beach PS
					Task	NB_CSO96	KC_CSO_2011	KC_CSO_2013	KC_CSO_2011	KC_CSO_2011
					Sample ID	L9696-3	L53963-1	L57636-4	L53963-2	L53963-3
					Sample Date	10/15/1996	08/29/2011	03/26/2013	08/29/2011	08/29/2011
					Depth	0 - 2 cm	0 - 10 cm	0 - 10 cm	0 - 10 cm	0 - 9 cm
	SMS_Marine_SCO_SCUMII	SMS_Marine_CSL_SCUMII	AET_Marine_SCO_SCUMII	AET_Marine_CSL_SCUMII						
2,4,6-Trichlorophenol						140 U	--	--	--	--
2,4-Dichlorophenol						35 U	--	--	--	--
2,4-Dimethylphenol	29	29	29	29		35 UJ	7.4 U	14 U	7.5 U	7.5 U
2,4-Dinitrophenol						69 U	--	--	--	--
2,4-Dinitrotoluene						14 U	--	--	--	--
2,6-Dinitrotoluene						14 U	--	--	--	--
2-Chloronaphthalene						21 U	--	--	--	--
2-Chlorophenol						69 U	--	--	--	--
2-Methylnaphthalene			670	670		--	7.4 U	14 U	7.5 U	7.5 U
2-Methylphenol (o-Cresol)	63	63	63	63		35 U	7.4 U	14 U	7.5 U	7.5 U
2-Nitroaniline						140 U	--	--	--	--
2-Nitrophenol						35 U	--	--	--	--
3,3'-Dichlorobenzidine						35 UJ	--	--	--	--
3-Nitroaniline						140 U	--	--	--	--
4-Bromophenyl-phenyl ether						14 U	--	--	--	--
4-Chloro-3-methylphenol						69 U	--	--	--	--
4-Chloroaniline						69 UJ	--	--	--	--
4-Chlorophenyl phenyl ether						21 U	--	--	--	--
4-Methylphenol (p-Cresol)	670	670	670	670		35 U	38 U	69.7 U	38 U	38 U
4-Nitroaniline						140 U	--	--	--	--
4-Nitrophenol						69 U	--	--	--	--
Acenaphthene			500	500		--	7.4 U	14 U	7.5 U	7.5 U
Acenaphthylene			1300	1300		--	7.4 U	14 U	7.5 U	7.5 U
Aniline						69 UJ	--	--	--	--
Anthracene			960	960		--	7.4 U	14 U	7.5 U	**34.4**
Benzidine						**-99999 R**	--	--	--	--
Benzo(a)anthracene			1300	1600		--	**25.5**	14 U	**13 J**	**102**
Benzo(a)pyrene			1600	1600		--	**38.4**	14 U	**22.3**	**104**
Benzo(b,j,k)fluoranthenes						--	--	14 U	--	--
Benzo(g,h,i)perylene			670	720		--	**13 J**	14 U	7.5 UJ	**59.8 J**
Benzoic acid	650	650	650	650		140 U	**250**	140 U	**193**	**180**
Benzyl alcohol	57	73	57	73		35 U	18.5 U	17.4 U	18.8 U	18.9 U
bis(2-Chloroethoxy)methane						35 U	--	--	--	--
bis(2-Chloroethyl)ether						21 U	--	--	--	--

Table C-2
Sediment Data for North Beach PS Overflows

				Distance to CSO (ft)	21	31	42	75	77
				Location ID	NB_CSO96NB30P	CSO11_CSO-NB-1	CSO13_CSO-NB-10	CSO11_CSO-NB-2	CSO11_CSO-NB-3
				Area	CentralBasinPugetSnd	CentralBasinPugetSnd	CentralBasinPugetSnd	CentralBasinPugetSnd	CentralBasinPugetSnd
				CSO	North Beach PS	North Beach PS	North Beach PS	North Beach PS	North Beach PS
				Task	NB_CSO96	KC_CSO_2011	KC_CSO_2013	KC_CSO_2011	KC_CSO_2011
				Sample ID	L9696-3	L53963-1	L57636-4	L53963-2	L53963-3
				Sample Date	10/15/1996	08/29/2011	03/26/2013	08/29/2011	08/29/2011
				Depth	0 - 2 cm	0 - 10 cm	0 - 10 cm	0 - 10 cm	0 - 9 cm
	SMS_Marine_SCO_SCUMII	SMS_Marine_CSL_SCUMII	AET_Marine_SCO_SCUMII	AET_Marine_CSL_SCUMII					
bis(2-Ethylhexyl)phthalate			1300	3100	21 U	37 UJ	27.8 U	37.2 UJ	39.8 UJ
Butylbenzyl phthalate			63	900	21 U	11.1 U	10.5 U	11.3 U	11.4 U
Chrysene			1400	2800	--	**20.4**	14 U	7.5 U	**89.6**
Coprostanol (Cholestan-3-ol (3B, 5B))					140 U	--	--	--	--
Dibenzo(a,h)anthracene			230	230	--	7.4 U	14 U	7.5 U	**17**
Dibenzofuran			540	540	--	7.4 U	14 U	7.5 U	7.5 U
Diethyl phthalate			200	1200	35 U	15 U	27.8 U	16 U	16 U
Dimethyl phthalate			71	160	14 U	14.9 U	14 U	15.1 U	15.2 U
Di-n-butyl phthalate			1400	1400	35 U	15 U	27.8 U	16 U	20 UJ
Dinitro-o-cresol (4,6-Dinitro-2-methylphenol)					69 U	--	--	--	--
Di-n-octyl phthalate			6200	6200	21 U	14.9 U	14 U	15.1 U	15.2 U
Fluoranthene			1700	2500	--	**31.7**	14 U	7.5 U	**222**
Fluorene			540	540	--	7.4 U	14 U	7.5 U	7.5 U
Hexachlorobenzene			22	70	0.9 UJ	0.74 U	1.4 U	0.75 U	0.75 U
Hexachlorobutadiene (Hexachloro-1,3-butadiene)			11	120	--	3.8 U	6.97 U	3.8 U	3.8 U
Hexachlorocyclopentadiene					35 UJ	--	--	--	--
Hexachloroethane					35 U	--	--	--	--
Indeno(1,2,3-c,d)pyrene			600	690	--	**18.8 J**	14 U	**9 J**	**56.1 J**
Isophorone					35 U	--	--	--	--
Naphthalene			2100	2100	--	7.4 U	14 U	7.5 U	7.5 U
Nitrobenzene					35 U	--	--	--	--
n-Nitrosodimethylamine					140 U	--	--	--	--
n-Nitrosodi-n-propylamine					35 U	--	--	--	--
n-Nitrosodiphenylamine			28	40	35 U	18.5 U	17.4 U	18.8 U	18.9 U
Pentachlorophenol	360	690	360	690	35 UJ	111 U	105 U	113 U	114 U
Phenanthrene			1500	1500	--	**18.8**	14 U	7.5 U	**83.9**
Phenol	420	1200	420	1200	**396**	38 U	105 U	38 U	38 U
Pyrene			2600	3300	--	**35.2**	14 U	7.5 U	**210**
Total Benzofluoranthenes (lab reported total)			3200	3600	--	**38.7**	--	**14 J**	**135**
Total Benzofluoranthenes (b,j,k) (U = 0)			3200	3600	--	--	14 U	--	--
Total cPAH TEQ (7 minimum CAEPA 2005) (U = 0)					--	**47 J**	14 U	**26 J**	**140 J**
Total HPAH (SMS) (U = 0)			12000	17000	--	**220 J**	14 U	**58 J**	**1000 J**
Total LPAH (SMS) (U = 0)			5200	5200	--	**19**	14 U	7.5 U	**120**
Polycyclic Aromatic Hydrocarbons (mg/kg-OC)									

Table C-2
Sediment Data for North Beach PS Overflows

				Distance to CSO (ft)	21	31	42	75	77
				Location ID	NB_CSO96NB30P	CSO11_CSO-NB-1	CSO13_CSO-NB-10	CSO11_CSO-NB-2	CSO11_CSO-NB-3
				Area	CentralBasinPugetSnd	CentralBasinPugetSnd	CentralBasinPugetSnd	CentralBasinPugetSnd	CentralBasinPugetSnd
				CSO	North Beach PS	North Beach PS	North Beach PS	North Beach PS	North Beach PS
				Task	NB_CSO96	KC_CSO_2011	KC_CSO_2013	KC_CSO_2011	KC_CSO_2011
				Sample ID	L9696-3	L53963-1	L57636-4	L53963-2	L53963-3
				Sample Date	10/15/1996	08/29/2011	03/26/2013	08/29/2011	08/29/2011
				Depth	0 - 2 cm	0 - 10 cm	0 - 10 cm	0 - 10 cm	0 - 9 cm
	SMS_Marine_SCO_SCUMII	SMS_Marine_CSL_SCUMII	AET_Marine_SCO_SCUMII	AET_Marine_CSL_SCUMII					
2-Methylnaphthalene	38	64			28 U	--	--	--	--
Acenaphthene	16	57			7.1 U	--	--	--	--
Acenaphthylene	66	66			11 U	--	--	--	--
Anthracene	220	1200			11 UJ	--	--	--	--
Benzo(a)anthracene	110	270			11 UJ	--	--	--	--
Benzo(a)pyrene	99	210			18 UJ	--	--	--	--
Benzo(b)fluoranthene					28 UJ	--	--	--	--
Benzo(g,h,i)perylene	31	78			18 UJ	--	--	--	--
Benzo(k)fluoranthene					28 UJ	--	--	--	--
Chrysene	110	460			11 UJ	--	--	--	--
Dibenzo(a,h)anthracene	12	33			28 U	--	--	--	--
Dibenzofuran	15	58			18 U	--	--	--	--
Fluoranthene	160	1200			11 UJ	--	--	--	--
Fluorene	23	79			11 UJ	--	--	--	--
Indeno(1,2,3-c,d)pyrene	34	88			18 UJ	--	--	--	--
Naphthalene	99	170			28 UJ	--	--	--	--
Phenanthrene	100	480			11 UJ	--	--	--	--
Pyrene	1000	1400			11 UJ	--	--	--	--
Total Benzofluoranthenes (b,j,k) (U = 0)	230	450			28 UJ	--	--	--	--
Total cPAH TEQ (7 minimum CAEPA 2005) (U = 0)					18 UJ	--	--	--	--
Total HPAH (SMS) (U = 0)	960	5300			28 UJ	--	--	--	--
Total LPAH (SMS) (U = 0)	370	780			28 UJ	--	--	--	--
Polycyclic Aromatic Hydrocarbons (µg/kg)									
2-Methylnaphthalene			670	670	56 U	--	--	--	--
Acenaphthene			500	500	14 U	--	--	--	--
Acenaphthylene			1300	1300	21 U	--	--	--	--
Anthracene			960	960	21 UJ	--	--	--	--
Benzo(a)anthracene			1300	1600	21 UJ	--	--	--	--
Benzo(a)pyrene			1600	1600	35 UJ	--	--	--	--
Benzo(b)fluoranthene					56 UJ	--	--	--	--
Benzo(g,h,i)perylene			670	720	35 UJ	--	--	--	--
Benzo(k)fluoranthene					56 UJ	--	--	--	--
Carbazole					35 U	--	--	--	--
Chrysene			1400	2800	21 UJ	--	--	--	--

Table C-2
Sediment Data for North Beach PS Overflows

				Distance to CSO (ft)	21	31	42	75	77
				Location ID	NB_CSO96NB30P	CSO11_CSO-NB-1	CSO13_CSO-NB-10	CSO11_CSO-NB-2	CSO11_CSO-NB-3
				Area	CentralBasinPugetSnd	CentralBasinPugetSnd	CentralBasinPugetSnd	CentralBasinPugetSnd	CentralBasinPugetSnd
				CSO	North Beach PS	North Beach PS	North Beach PS	North Beach PS	North Beach PS
				Task	NB_CSO96	KC_CSO_2011	KC_CSO_2013	KC_CSO_2011	KC_CSO_2011
				Sample ID	L9696-3	L53963-1	L57636-4	L53963-2	L53963-3
				Sample Date	10/15/1996	08/29/2011	03/26/2013	08/29/2011	08/29/2011
				Depth	0 - 2 cm	0 - 10 cm	0 - 10 cm	0 - 10 cm	0 - 9 cm
	SMS_Marine_SCO_SCUMII	SMS_Marine_CSL_SCUMII	AET_Marine_SCO_SCUMII	AET_Marine_CSL_SCUMII					
Dibenzo(a,h)anthracene			230	230	56 U	--	--	--	--
Dibenzofuran			540	540	35 U	--	--	--	--
Fluoranthene			1700	2500	21 UJ	--	--	--	--
Fluorene			540	540	21 UJ	--	--	--	--
Indeno(1,2,3-c,d)pyrene			600	690	35 UJ	--	--	--	--
Naphthalene			2100	2100	56 UJ	--	--	--	--
Phenanthrene			1500	1500	21 UJ	--	--	--	--
Pyrene			2600	3300	21 UJ	--	--	--	--
Total Benzofluoranthenes (b,j,k) (U = 0)			3200	3600	56 UJ	--	--	--	--
Total cPAH TEQ (7 minimum CAEPA 2005) (U = 0)					35 UJ	--	--	--	--
Total HPAH (SMS) (U = 0)			12000	17000	56 UJ	--	--	--	--
Total LPAH (SMS) (U = 0)			5200	5200	56 UJ	--	--	--	--
Pesticides (µg/kg)									
4,4'-DDD (p,p'-DDD)					1.7 UJ	--	--	--	--
4,4'-DDE (p,p'-DDE)					1.7 UJ	--	--	--	--
4,4'-DDT (p,p'-DDT)					1.7 U	--	--	--	--
Aldrin					1.7 U	--	--	--	--
Chlordane					8.7 U	--	--	--	--
Dieldrin					1.7 U	--	--	--	--
Endosulfan					1.7 U	--	--	--	--
Endosulfan sulfate					1.7 U	--	--	--	--
Endrin					1.7 UJ	--	--	--	--
Endrin aldehyde					**-99999 R**	--	--	--	--
Heptachlor					1.7 U	--	--	--	--
Heptachlor epoxide					1.7 U	--	--	--	--
Hexachlorocyclohexane (BHC), alpha-					1.7 U	--	--	--	--
Hexachlorocyclohexane (BHC), beta-					1.7 U	--	--	--	--
Hexachlorocyclohexane (BHC), delta-					1.7 U	--	--	--	--
Hexachlorocyclohexane (BHC), gamma- (Lindane)					--	--	--	--	--
Hexachlorocyclohexane (tech grade)					1.7 U	--	--	--	--
Methoxychlor					8.7 U	--	--	--	--
Toxaphene					17 U	--	--	--	--
PCB Aroclors (mg/kg-OC)									
Total PCB Aroclors (SMS Marine 2013) (U = 0)	12	65			8.6 U	2.9 U	9.72 U	3.3 U	3.4 U

Table C-2
Sediment Data for North Beach PS Overflows

				Distance to CSO (ft)	21	31	42	75	77
				Location ID	NB_CSO96NB30P	CSO11_CSO-NB-1	CSO13_CSO-NB-10	CSO11_CSO-NB-2	CSO11_CSO-NB-3
				Area	CentralBasinPugetSnd	CentralBasinPugetSnd	CentralBasinPugetSnd	CentralBasinPugetSnd	CentralBasinPugetSnd
				CSO	North Beach PS	North Beach PS	North Beach PS	North Beach PS	North Beach PS
				Task	NB_CSO96	KC_CSO_2011	KC_CSO_2013	KC_CSO_2011	KC_CSO_2011
				Sample ID	L9696-3	L53963-1	L57636-4	L53963-2	L53963-3
				Sample Date	10/15/1996	08/29/2011	03/26/2013	08/29/2011	08/29/2011
				Depth	0 - 2 cm	0 - 10 cm	0 - 10 cm	0 - 10 cm	0 - 9 cm
	SMS_Marine_SCO_SCUMII	SMS_Marine_CSL_SCUMII	AET_Marine_SCO_SCUMII	AET_Marine_CSL_SCUMII					
PCB Aroclors (µg/kg)									
Aroclor 1016					17 U	2.8 U	10.5 U	2.8 U	2.8 U
Aroclor 1221					17 U	5.6 U	10.5 U	5.6 U	5.7 U
Aroclor 1232					17 U	5.6 U	10.5 U	5.6 U	5.7 U
Aroclor 1242					17 U	2.8 U	10.5 U	2.8 U	2.8 U
Aroclor 1248					17 U	2.8 U	10.5 U	2.8 U	2.8 U
Aroclor 1254					17 U	2.8 U	10.5 U	2.8 U	2.8 U
Aroclor 1260					17 U	2.8 U	10.5 U	2.8 U	2.8 U
Aroclor 1262					--	--	--	--	--
Aroclor 1268					--	--	--	--	--
Total PCB Aroclors (SMS Marine 2013) (U = 0)			130	1000	17 U	5.6 U	10.5 U	5.6 U	5.7 U
Total Petroleum Hydrocarbons (mg/kg)									
Oil and grease					**300**	--	--	--	--

Table C-2
Sediment Data for North Beach PS Overflows

				Distance to CSO (ft)	89	97	99	108	109
				Location ID	NB_CSO96NB115N	CSO11_CSO-NB-5	CSO11_CSO-NB-4	CSO13_CSO-NB-11	NB_CSO96NB115S
				Area	CentralBasinPugetSnd	CentralBasinPugetSnd	CentralBasinPugetSnd	CentralBasinPugetSnd	CentralBasinPugetSnd
				CSO	North Beach PS	North Beach PS	North Beach PS	North Beach PS	North Beach PS
				Task	NB_CSO96	KC_CSO_2011	KC_CSO_2011	KC_CSO_2013	NB_CSO96
				Sample ID	L9696-2	L53963-5	L53963-4	L57636-5	L9696-4
				Sample Date	10/15/1996	08/29/2011	08/29/2011	03/26/2013	10/15/1996
				Depth	0 - 2 cm	0 - 10 cm	0 - 10 cm	0 - 10 cm	0 - 2 cm
	SMS_Marine_SCO_SCUMII	SMS_Marine_CSL_SCUMII	AET_Marine_SCO_SCUMII	AET_Marine_CSL_SCUMII					
Conventional Parameters (mg/kg)									
Ammonia					**7.93**	--	--	--	**4.09**
Ammonia as nitrogen					--	--	--	--	--
Sulfide					**12.6**	--	--	--	**12.8**
Conventional Parameters (pct)									
Total organic carbon					**0.154**	**0.244**	**0.211**	**0.1 J**	**0.117**
Total solids					**77.2**	**71.8**	**72.2**	**73.7**	**78**
Total volatile solids					**0.9**	--	--	--	**0.8**
Grain Size (pct)									
Pebble					--	0.13 U	**0.3 J**	--	--
Gravel					**0.5**	--	--	1.4 U	**0.5**
Granule (very fine gravel)					--	0.13 U	0.13 U	--	--
Sand					**96**	--	--	**99.2**	**96**
Sand, very coarse					--	**0.2 J**	0.13 U	--	--
Sand, coarse					--	**0.1 J**	0.13 U	--	--
Sand, medium					--	**1.4**	**0.8 J**	--	--
Sand, fine					--	**17.8**	**14.3**	--	--
Sand, very fine					--	**71.6**	**73**	--	--
Silt					**1**	--	--	1.4 U	**1.9**
Silt, coarse					--	**6.5**	**8.8**	--	--
Silt, medium					--	**0.7 J**	0.66 U	--	--
Silt, fine					--	0.67 U	0.66 U	--	--
Silt, very fine					--	0.67 U	0.66 U	--	--
Clay					**2.7**	--	--	**2.1**	**1.3**
Clay, coarse					--	0.67 U	0.66 U	--	--
Clay, medium					--	0.67 U	0.66 U	--	--
Clay, fine					--	**2**	**3.3**	--	--
Metals (mg/kg)									
Aluminum					**5920**	--	--	--	**5650**
Antimony					1.9 UJ	--	--	--	1.9 UJ
Arsenic	57	93	57	93	3.2 U	1.8 U	1.8 U	8.47 U	3.2 U
Barium					**13.7**	--	--	--	**12.6**
Beryllium					0.066 U	--	--	--	0.063 U
Cadmium	5.1	6.7	5.1	6.7	0.19 U	0.14 U	0.14 U	0.677 U	0.19 U

Table C-2
Sediment Data for North Beach PS Overflows

					Distance to CSO (ft)	**89**	**97**	**99**	**108**	**109**
					Location ID	**NB_CSO96NB115N**	**CSO11_CSO-NB-5**	**CSO11_CSO-NB-4**	**CSO13_CSO-NB-11**	**NB_CSO96NB115S**
					Area	**CentralBasinPugetSnd**	**CentralBasinPugetSnd**	**CentralBasinPugetSnd**	**CentralBasinPugetSnd**	**CentralBasinPugetSnd**
					CSO	**North Beach PS**	**North Beach PS**	**North Beach PS**	**North Beach PS**	**North Beach PS**
					Task	**NB_CSO96**	**KC_CSO_2011**	**KC_CSO_2011**	**KC_CSO_2013**	**NB_CSO96**
					Sample ID	**L9696-2**	**L53963-5**	**L53963-4**	**L57636-5**	**L9696-4**
					Sample Date	**10/15/1996**	**08/29/2011**	**08/29/2011**	**03/26/2013**	**10/15/1996**
					Depth	**0 - 2 cm**	**0 - 10 cm**	**0 - 10 cm**	**0 - 10 cm**	**0 - 2 cm**
	SMS_Marine_SCO_SCUMII	**SMS_Marine_CSL_SCUMII**	**AET_Marine_SCO_SCUMII**	**AET_Marine_CSL_SCUMII**						
Calcium					**4210 J**	--	--	--	**3120 J**
Chromium	260	270	260	270	**15**	**15**	**14.5**	**13.5**	**15.9**
Copper	390	390	390	390	**4.61**	**4.5**	**4**	**3.79**	**8.22**
Iron					**6770**	--	--	--	**6780**
Lead	450	530	450	530	**4.5**	**3.3 J**	**3.3 J**	**3 J**	**3.6**
Magnesium					**3890**	--	--	--	**3940**
Manganese					**104**	--	--	--	**102**
Mercury	0.41	0.59	0.41	0.59	0.025 U	**0.018 J**	**0.013 J**	**0.014 J**	0.026 U
Molybdenum					1.3 U	--	--	--	1.3 U
Nickel					**16.3**	--	--	--	**16.7**
Potassium					**731**	--	--	--	**696**
Selenium					3.2 U	--	--	--	3.2 U
Silver	6.1	6.1	6.1	6.1	0.26 U	0.28 U	0.28 U	1.36 U	0.26 U
Sodium					**3740**	--	--	--	**3720**
Thallium					13 U	--	--	--	13 U
Zinc	410	960	410	960	**18.1**	**18.8**	**18.3**	**16.8**	**17.2**
Organometallic Compounds (µg/kg)									
Butyltin (n-Butyltin)					**0.39**	--	--	--	0.38 U
Dibutyltin					**0.65**	--	--	--	**1**
Tetrabutyltin					**0.65**	--	--	--	0.38 U
Tributyltin					**2.6**	--	--	--	**2.6**
Volatile Organics (mg/kg-OC)									
Hexachlorobutadiene (Hexachloro-1,3-butadiene)	3.9	6.2			23 U	--	--	--	30 U
Volatile Organics (µg/kg)									
Hexachlorobutadiene (Hexachloro-1,3-butadiene)			11	120	35 U	--	--	--	35 U
Semivolatile Organics (mg/kg-OC)									
1,2,4-Trichlorobenzene	0.81	1.8			0.58 UJ	0.3 U	0.35 U	1.5 U	0.75 UJ
1,2-Dichlorobenzene	2.3	2.3			0.58 UJ	3.04 U	3.5 U	7.2 U	0.75 UJ
1,4-Dichlorobenzene	3.1	9			0.58 UJ	4.55 U	5.26 U	11 U	0.75 UJ
2-Methylnaphthalene	38	64			--	3 U	3.5 U	15 U	--
Acenaphthene	16	57			--	3 U	3.5 U	15 U	--
Acenaphthylene	66	66			--	3 U	3.5 U	15 U	--
Anthracene	220	1200			--	3 U	3.5 U	15 U	--
Benzo(a)anthracene	110	270			--	**5.3 J**	**16.3**	15 U	--

Table C-2
Sediment Data for North Beach PS Overflows

				Distance to CSO (ft)	89	97	99	108	109
				Location ID	NB_CSO96NB115N	CSO11_CSO-NB-5	CSO11_CSO-NB-4	CSO13_CSO-NB-11	NB_CSO96NB115S
				Area	CentralBasinPugetSnd	CentralBasinPugetSnd	CentralBasinPugetSnd	CentralBasinPugetSnd	CentralBasinPugetSnd
				CSO	North Beach PS	North Beach PS	North Beach PS	North Beach PS	North Beach PS
				Task	NB_CSO96	KC_CSO_2011	KC_CSO_2011	KC_CSO_2013	NB_CSO96
				Sample ID	L9696-2	L53963-5	L53963-4	L57636-5	L9696-4
				Sample Date	10/15/1996	08/29/2011	08/29/2011	03/26/2013	10/15/1996
				Depth	0 - 2 cm	0 - 10 cm	0 - 10 cm	0 - 10 cm	0 - 2 cm
	SMS_Marine_SCO_SCUMII	SMS_Marine_CSL_SCUMII	AET_Marine_SCO_SCUMII	AET_Marine_CSL_SCUMII					
Benzo(a)pyrene	99	210			--	**8.6**	**16.9**	15 U	--
Benzo(b,j,k)fluoranthenes					--	--	--	15 U	--
Benzo(g,h,i)perylene	31	78			--	3 UJ	**3.6 J**	15 U	--
bis(2-Ethylhexyl)phthalate	47	78			14 U	15 UJ	17 UJ	29 U	18 U
Butylbenzyl phthalate	4.9	64			14 U	4.55 U	5.26 U	11 U	18 U
Chrysene	110	460			--	3 U	**11.8**	15 U	--
Dibenzo(a,h)anthracene	12	33			--	3 U	3.5 U	15 U	--
Dibenzofuran	15	58			--	3 U	3.5 U	15 U	--
Diethyl phthalate	61	110			23 U	6.1 U	7.1 U	29 U	30 U
Dimethyl phthalate	53	53			9.1 U	6.11 U	7.01 U	15 U	12 U
Di-n-butyl phthalate	220	1700			23 U	6.1 U	7.1 U	29 U	30 U
Di-n-octyl phthalate	58	4500			14 U	6.11 U	7.01 U	15 U	18 U
Fluoranthene	160	1200			--	3 U	**20.1**	15 U	--
Fluorene	23	79			--	3 U	3.5 U	15 U	--
Hexachlorobenzene	0.38	2.3			0.58 UJ	0.3 U	0.35 U	1.5 U	0.75 UJ
Hexachlorobutadiene (Hexachloro-1,3-butadiene)	3.9	6.2			--	1.6 U	1.8 U	7.2 U	--
Indeno(1,2,3-c,d)pyrene	34	88			--	**3.4 J**	**7.49 J**	15 U	--
Naphthalene	99	170			--	3 U	3.5 U	15 U	--
n-Nitrosodiphenylamine	11	11			23 U	7.58 U	8.72 U	18 U	30 U
Phenanthrene	100	480			--	3 U	**8.5**	15 U	--
Pyrene	1000	1400			--	3 U	**17.7**	15 U	--
Total Benzofluoranthenes (lab reported total)	230	450			--	**5.3 J**	**18.3**	--	--
Total Benzofluoranthenes (b,j,k) (U = 0)	230	450			--	--	--	15 U	--
Total cPAH TEQ (7 minimum CAEPA 2005) (U = 0)					--	**10 J**	**21 J**	15 U	--
Total HPAH (SMS) (U = 0)	960	5300			--	**23 J**	**110 J**	15 U	--
Total LPAH (SMS) (U = 0)	370	780			--	3 U	**8.5**	15 U	--
Semivolatile Organics (µg/kg)									
1,2,4-Trichlorobenzene			31	51	0.89 UJ	0.74 U	0.73 U	1.45 U	0.88 UJ
1,2-Dichlorobenzene			35	50	0.89 UJ	7.42 U	7.38 U	7.23 U	0.88 UJ
1,2-Diphenylhydrazine					69 U	--	--	--	68 U
1,3-Dichlorobenzene					0.89 UJ	--	--	--	0.88 UJ
1,4-Dichlorobenzene			110	110	0.89 UJ	11.1 U	11.1 U	10.9 U	0.88 UJ
2,2'-Oxybis (1-chloropropane)					69 U	--	--	--	68 U
2,4,5-Trichlorophenol					140 U	--	--	--	140 U

Table C-2
Sediment Data for North Beach PS Overflows

					Distance to CSO (ft)	89	97	99	108	109
					Location ID	NB_CSO96NB115N	CSO11_CSO-NB-5	CSO11_CSO-NB-4	CSO13_CSO-NB-11	NB_CSO96NB115S
					Area	CentralBasinPugetSnd	CentralBasinPugetSnd	CentralBasinPugetSnd	CentralBasinPugetSnd	CentralBasinPugetSnd
					CSO	North Beach PS	North Beach PS	North Beach PS	North Beach PS	North Beach PS
					Task	NB_CSO96	KC_CSO_2011	KC_CSO_2011	KC_CSO_2013	NB_CSO96
					Sample ID	L9696-2	L53963-5	L53963-4	L57636-5	L9696-4
					Sample Date	10/15/1996	08/29/2011	08/29/2011	03/26/2013	10/15/1996
					Depth	0 - 2 cm	0 - 10 cm	0 - 10 cm	0 - 10 cm	0 - 2 cm
	SMS_Marine_SCO_SCUMII	SMS_Marine_CSL_SCUMII	AET_Marine_SCO_SCUMII	AET_Marine_CSL_SCUMII						
2,4,6-Trichlorophenol						140 U	--	--	--	140 U
2,4-Dichlorophenol						35 U	--	--	--	35 U
2,4-Dimethylphenol	29	29	29	29		35 UJ	7.4 U	7.3 U	14.5 U	35 UJ
2,4-Dinitrophenol						69 U	--	--	--	68 U
2,4-Dinitrotoluene						14 U	--	--	--	14 U
2,6-Dinitrotoluene						14 U	--	--	--	14 U
2-Chloronaphthalene						21 U	--	--	--	21 U
2-Chlorophenol						69 U	--	--	--	68 U
2-Methylnaphthalene			670	670		--	7.4 U	7.3 U	14.5 U	--
2-Methylphenol (o-Cresol)	63	63	63	63		35 U	7.4 U	7.3 U	14.5 U	35 U
2-Nitroaniline						140 U	--	--	--	140 U
2-Nitrophenol						35 U	--	--	--	35 U
3,3'-Dichlorobenzidine						35 UJ	--	--	--	35 UJ
3-Nitroaniline						140 U	--	--	--	140 U
4-Bromophenyl-phenyl ether						14 U	--	--	--	14 U
4-Chloro-3-methylphenol						69 U	--	--	--	68 U
4-Chloroaniline						69 UJ	--	--	--	68 UJ
4-Chlorophenyl phenyl ether						21 U	--	--	--	21 U
4-Methylphenol (p-Cresol)	670	670	670	670		35 U	38 U	37 U	72.3 U	35 U
4-Nitroaniline						140 U	--	--	--	140 U
4-Nitrophenol						69 U	--	--	--	68 U
Acenaphthene			500	500		--	7.4 U	7.3 U	14.5 U	--
Acenaphthylene			1300	1300		--	7.4 U	7.3 U	14.5 U	--
Aniline						69 UJ	--	--	--	68 UJ
Anthracene			960	960		--	7.4 U	7.3 U	14.5 U	--
Benzidine						**-99999 R**	--	--	--	**-99999 R**
Benzo(a)anthracene			1300	1600		--	**13 J**	**34.3**	14.5 U	--
Benzo(a)pyrene			1600	1600		--	**21**	**35.6**	14.5 U	--
Benzo(b,j,k)fluoranthenes						--	--	--	14.5 U	--
Benzo(g,h,i)perylene			670	720		--	7.4 UJ	**7.6 J**	14.5 U	--
Benzoic acid	650	650	650	650		140 U	**259**	**220**	145 U	140 U
Benzyl alcohol	57	73	57	73		35 U	18.5 U	18.4 U	18 U	35 U
bis(2-Chloroethoxy)methane						35 U	--	--	--	35 U
bis(2-Chloroethyl)ether						21 U	--	--	--	21 U

Table C-2
Sediment Data for North Beach PS Overflows

				Distance to CSO (ft)	89	97	99	108	109
				Location ID	NB_CSO96NB115N	CSO11_CSO-NB-5	CSO11_CSO-NB-4	CSO13_CSO-NB-11	NB_CSO96NB115S
				Area	CentralBasinPugetSnd	CentralBasinPugetSnd	CentralBasinPugetSnd	CentralBasinPugetSnd	CentralBasinPugetSnd
				CSO	North Beach PS	North Beach PS	North Beach PS	North Beach PS	North Beach PS
				Task	NB_CSO96	KC_CSO_2011	KC_CSO_2011	KC_CSO_2013	NB_CSO96
				Sample ID	L9696-2	L53963-5	L53963-4	L57636-5	L9696-4
				Sample Date	10/15/1996	08/29/2011	08/29/2011	03/26/2013	10/15/1996
				Depth	0 - 2 cm	0 - 10 cm	0 - 10 cm	0 - 10 cm	0 - 2 cm
	SMS_Marine_SCO_SCUMII	SMS_Marine_CSL_SCUMII	AET_Marine_SCO_SCUMII	AET_Marine_CSL_SCUMII					
bis(2-Ethylhexyl)phthalate			1300	3100	21 U	36.5 UJ	36 UJ	28.9 U	21 U
Butylbenzyl phthalate			63	900	21 U	11.1 U	11.1 U	10.9 U	21 U
Chrysene			1400	2800	--	7.4 U	**24.8**	14.5 U	--
Coprostanol (Cholestan-3-ol (3B, 5B))					140 U	--	--	--	140 U
Dibenzo(a,h)anthracene			230	230	--	7.4 U	7.3 U	14.5 U	--
Dibenzofuran			540	540	--	7.4 U	7.3 U	14.5 U	--
Diethyl phthalate			200	1200	35 U	15 U	15 U	28.9 U	35 U
Dimethyl phthalate			71	160	14 U	14.9 U	14.8 U	14.5 U	14 U
Di-n-butyl phthalate			1400	1400	35 U	15 U	15 U	28.9 U	35 U
Dinitro-o-cresol (4,6-Dinitro-2-methylphenol)					69 U	--	--	--	68 U
Di-n-octyl phthalate			6200	6200	21 U	14.9 U	14.8 U	14.5 U	21 U
Fluoranthene			1700	2500	--	7.4 U	**42.5**	14.5 U	--
Fluorene			540	540	--	7.4 U	7.3 U	14.5 U	--
Hexachlorobenzene			22	70	0.89 UJ	0.74 U	0.73 U	1.45 U	0.88 UJ
Hexachlorobutadiene (Hexachloro-1,3-butadiene)			11	120	--	3.8 U	3.7 U	7.23 U	--
Hexachlorocyclopentadiene					35 UJ	--	--	--	35 UJ
Hexachloroethane					35 U	--	--	--	35 U
Indeno(1,2,3-c,d)pyrene			600	690	--	**8.2 J**	**15.8 J**	14.5 U	--
Isophorone					35 U	--	--	--	35 U
Naphthalene			2100	2100	--	7.4 U	7.3 U	14.5 U	--
Nitrobenzene					35 U	--	--	--	35 U
n-Nitrosodimethylamine					140 U	--	--	--	140 U
n-Nitrosodi-n-propylamine					35 U	--	--	--	35 U
n-Nitrosodiphenylamine			28	40	35 U	18.5 U	18.4 U	18 U	35 U
Pentachlorophenol	360	690	360	690	35 UJ	111 U	111 U	109 U	35 UJ
Phenanthrene			1500	1500	--	7.4 U	**18**	14.5 U	--
Phenol	420	1200	420	1200	**210**	**49 J**	37 U	109 U	140 U
Pyrene			2600	3300	--	7.4 U	**37.4**	14.5 U	--
Total Benzofluoranthenes (lab reported total)			3200	3600	--	**13 J**	**38.6**	--	--
Total Benzofluoranthenes (b,j,k) (U = 0)			3200	3600	--	--	--	14.5 U	--
Total cPAH TEQ (7 minimum CAEPA 2005) (U = 0)					--	**24 J**	**45 J**	14.5 U	--
Total HPAH (SMS) (U = 0)			12000	17000	--	**55 J**	**240 J**	14.5 U	--
Total LPAH (SMS) (U = 0)			5200	5200	--	7.4 U	**18**	14.5 U	--
Polycyclic Aromatic Hydrocarbons (mg/kg-OC)									

Table C-2
Sediment Data for North Beach PS Overflows

					Distance to CSO (ft)	89	97	99	108	109
					Location ID	NB_CSO96NB115N	CSO11_CSO-NB-5	CSO11_CSO-NB-4	CSO13_CSO-NB-11	NB_CSO96NB115S
					Area	CentralBasinPugetSnd	CentralBasinPugetSnd	CentralBasinPugetSnd	CentralBasinPugetSnd	CentralBasinPugetSnd
					CSO	North Beach PS	North Beach PS	North Beach PS	North Beach PS	North Beach PS
					Task	NB_CSO96	KC_CSO_2011	KC_CSO_2011	KC_CSO_2013	NB_CSO96
					Sample ID	L9696-2	L53963-5	L53963-4	L57636-5	L9696-4
					Sample Date	10/15/1996	08/29/2011	08/29/2011	03/26/2013	10/15/1996
					Depth	0 - 2 cm	0 - 10 cm	0 - 10 cm	0 - 10 cm	0 - 2 cm
	SMS_Marine_SCO_SCUMII	SMS_Marine_CSL_SCUMII	AET_Marine_SCO_SCUMII	AET_Marine_CSL_SCUMII						
2-Methylnaphthalene	38	64				36 U	--	--	--	47 U
Acenaphthene	16	57				9.1 U	--	--	--	12 U
Acenaphthylene	66	66				14 U	--	--	--	18 U
Anthracene	220	1200				14 UJ	--	--	--	18 UJ
Benzo(a)anthracene	110	270				14 UJ	--	--	--	18 UJ
Benzo(a)pyrene	99	210				23 UJ	--	--	--	30 UJ
Benzo(b)fluoranthene						36 UJ	--	--	--	47 UJ
Benzo(g,h,i)perylene	31	78				23 UJ	--	--	--	30 UJ
Benzo(k)fluoranthene						36 UJ	--	--	--	47 UJ
Chrysene	110	460				14 UJ	--	--	--	18 UJ
Dibenzo(a,h)anthracene	12	33				36 U	--	--	--	47 U
Dibenzofuran	15	58				23 U	--	--	--	30 U
Fluoranthene	160	1200				14 UJ	--	--	--	18 UJ
Fluorene	23	79				14 UJ	--	--	--	18 UJ
Indeno(1,2,3-c,d)pyrene	34	88				23 UJ	--	--	--	30 UJ
Naphthalene	99	170				36 UJ	--	--	--	47 UJ
Phenanthrene	100	480				14 UJ	--	--	--	18 UJ
Pyrene	1000	1400				14 UJ	--	--	--	18 UJ
Total Benzofluoranthenes (b,j,k) (U = 0)	230	450				36 UJ	--	--	--	47 UJ
Total cPAH TEQ (7 minimum CAEPA 2005) (U = 0)						23 UJ	--	--	--	30 UJ
Total HPAH (SMS) (U = 0)	960	5300				36 UJ	--	--	--	47 UJ
Total LPAH (SMS) (U = 0)	370	780				36 UJ	--	--	--	47 UJ
Polycyclic Aromatic Hydrocarbons (µg/kg)										
2-Methylnaphthalene			670	670		56 U	--	--	--	55 U
Acenaphthene			500	500		14 U	--	--	--	14 U
Acenaphthylene			1300	1300		21 U	--	--	--	21 U
Anthracene			960	960		21 UJ	--	--	--	21 UJ
Benzo(a)anthracene			1300	1600		21 UJ	--	--	--	21 UJ
Benzo(a)pyrene			1600	1600		35 UJ	--	--	--	35 UJ
Benzo(b)fluoranthene						56 UJ	--	--	--	55 UJ
Benzo(g,h,i)perylene			670	720		35 UJ	--	--	--	35 UJ
Benzo(k)fluoranthene						56 UJ	--	--	--	55 UJ
Carbazole						35 U	--	--	--	35 U
Chrysene			1400	2800		21 UJ	--	--	--	21 UJ

Table C-2
Sediment Data for North Beach PS Overflows

				Distance to CSO (ft)	89	97	99	108	109
				Location ID	NB_CSO96NB115N	CSO11_CSO-NB-5	CSO11_CSO-NB-4	CSO13_CSO-NB-11	NB_CSO96NB115S
				Area	CentralBasinPugetSnd	CentralBasinPugetSnd	CentralBasinPugetSnd	CentralBasinPugetSnd	CentralBasinPugetSnd
				CSO	North Beach PS	North Beach PS	North Beach PS	North Beach PS	North Beach PS
				Task	NB_CSO96	KC_CSO_2011	KC_CSO_2011	KC_CSO_2013	NB_CSO96
				Sample ID	L9696-2	L53963-5	L53963-4	L57636-5	L9696-4
				Sample Date	10/15/1996	08/29/2011	08/29/2011	03/26/2013	10/15/1996
				Depth	0 - 2 cm	0 - 10 cm	0 - 10 cm	0 - 10 cm	0 - 2 cm
	SMS_Marine_SCO_SCUMII	SMS_Marine_CSL_SCUMII	AET_Marine_SCO_SCUMII	AET_Marine_CSL_SCUMII					
Dibenzo(a,h)anthracene			230	230	56 U	--	--	--	55 U
Dibenzofuran			540	540	35 U	--	--	--	35 U
Fluoranthene			1700	2500	21 UJ	--	--	--	21 UJ
Fluorene			540	540	21 UJ	--	--	--	21 UJ
Indeno(1,2,3-c,d)pyrene			600	690	35 UJ	--	--	--	35 UJ
Naphthalene			2100	2100	56 UJ	--	--	--	55 UJ
Phenanthrene			1500	1500	21 UJ	--	--	--	21 UJ
Pyrene			2600	3300	21 UJ	--	--	--	21 UJ
Total Benzofluoranthenes (b,j,k) (U = 0)			3200	3600	56 UJ	--	--	--	55 UJ
Total cPAH TEQ (7 minimum CAEPA 2005) (U = 0)					35 UJ	--	--	--	35 UJ
Total HPAH (SMS) (U = 0)			12000	17000	56 UJ	--	--	--	55 UJ
Total LPAH (SMS) (U = 0)			5200	5200	56 UJ	--	--	--	55 UJ
Pesticides (µg/kg)									
4,4'-DDD (p,p'-DDD)					1.7 UJ	--	--	--	1.7 UJ
4,4'-DDE (p,p'-DDE)					1.7 UJ	--	--	--	1.7 UJ
4,4'-DDT (p,p'-DDT)					1.7 U	--	--	--	1.7 U
Aldrin					1.7 U	--	--	--	1.7 U
Chlordane					8.7 U	--	--	--	8.6 U
Dieldrin					1.7 U	--	--	--	1.7 U
Endosulfan					1.7 U	--	--	--	1.7 U
Endosulfan sulfate					1.7 U	--	--	--	1.7 U
Endrin					1.7 UJ	--	--	--	1.7 UJ
Endrin aldehyde					**-99999 R**	--	--	--	**-99999 R**
Heptachlor					1.7 U	--	--	--	1.7 U
Heptachlor epoxide					1.7 U	--	--	--	1.7 U
Hexachlorocyclohexane (BHC), alpha-					1.7 U	--	--	--	1.7 U
Hexachlorocyclohexane (BHC), beta-					1.7 U	--	--	--	1.7 U
Hexachlorocyclohexane (BHC), delta-					1.7 U	--	--	--	1.7 U
Hexachlorocyclohexane (BHC), gamma- (Lindane)					--	--	--	--	--
Hexachlorocyclohexane (tech grade)					1.7 U	--	--	--	1.7 U
Methoxychlor					8.7 U	--	--	--	8.6 U
Toxaphene					17 U	--	--	--	17 U
PCB Aroclors (mg/kg-OC)									
Total PCB Aroclors (SMS Marine 2013) (U = 0)	12	65			11 U	**32**	2.6 U	11 U	15 U

Table C-2
Sediment Data for North Beach PS Overflows

				Distance to CSO (ft)	89	97	99	108	109
				Location ID	NB_CSO96NB115N	CSO11_CSO-NB-5	CSO11_CSO-NB-4	CSO13_CSO-NB-11	NB_CSO96NB115S
				Area	CentralBasinPugetSnd	CentralBasinPugetSnd	CentralBasinPugetSnd	CentralBasinPugetSnd	CentralBasinPugetSnd
				CSO	North Beach PS	North Beach PS	North Beach PS	North Beach PS	North Beach PS
				Task	NB_CSO96	KC_CSO_2011	KC_CSO_2011	KC_CSO_2013	NB_CSO96
				Sample ID	L9696-2	L53963-5	L53963-4	L57636-5	L9696-4
				Sample Date	10/15/1996	08/29/2011	08/29/2011	03/26/2013	10/15/1996
				Depth	0 - 2 cm	0 - 10 cm	0 - 10 cm	0 - 10 cm	0 - 2 cm
	SMS_Marine_SCO_SCUMII	SMS_Marine_CSL_SCUMII	AET_Marine_SCO_SCUMII	AET_Marine_CSL_SCUMII					
PCB Aroclors (µg/kg)									
Aroclor 1016					17 U	2.8 U	2.8 U	10.9 U	17 U
Aroclor 1221					17 U	5.6 U	5.5 U	10.9 U	17 U
Aroclor 1232					17 U	5.6 U	5.5 U	10.9 U	17 U
Aroclor 1242					17 U	2.8 U	2.8 U	10.9 U	17 U
Aroclor 1248					17 U	2.8 U	2.8 U	10.9 U	17 U
Aroclor 1254					17 U	**70.1**	2.8 U	10.9 U	17 U
Aroclor 1260					17 U	**9.15**	2.8 U	10.9 U	17 U
Aroclor 1262					--	--	--	--	--
Aroclor 1268					--	--	--	--	--
Total PCB Aroclors (SMS Marine 2013) (U = 0)			130	1000	17 U	**79**	5.5 U	10.9 U	17 U
Total Petroleum Hydrocarbons (mg/kg)									
Oil and grease					**300**	--	--	--	**500**

Table C-2
Sediment Data for North Beach PS Overflows

				Distance to CSO (ft)	140	146	151	165	177
				Location ID	CSO13_CSO-NB-8	CSO13_CSO-NB-7	CSO11_CSO-NB-6	CSO13_CSO-NB-9	NB_CSO96NB230N
				Area	CentralBasinPugetSnd	CentralBasinPugetSnd	CentralBasinPugetSnd	CentralBasinPugetSnd	CentralBasinPugetSnd
				CSO	North Beach PS	North Beach PS	North Beach PS	North Beach PS	North Beach PS
				Task	KC_CSO_2013	KC_CSO_2013	KC_CSO_2011	KC_CSO_2013	NB_CSO96
				Sample ID	L57636-2	L57636-1	L53963-6	L57636-3	L9696-1
				Sample Date	03/26/2013	03/26/2013	08/29/2011	03/26/2013	10/15/1996
				Depth	0 - 10 cm	0 - 10 cm	0 - 10 cm	0 - 10 cm	0 - 2 cm
	SMS_Marine_SCO_SCUMII	SMS_Marine_CSL_SCUMII	AET_Marine_SCO_SCUMII	AET_Marine_CSL_SCUMII					
Conventional Parameters (mg/kg)									
Ammonia					--	--	--	--	**8.76**
Ammonia as nitrogen					--	--	--	--	--
Sulfide					--	--	--	--	**17.1**
Conventional Parameters (pct)									
Total organic carbon					**0.193**	**0.181**	**0.179**	**0.212**	**0.18**
Total solids					**74.5**	**74.6**	**71.5**	**72.1**	**76.1**
Total volatile solids					--	--	--	--	**0.97**
Grain Size (pct)									
Pebble					--	--	0.13 U	--	--
Gravel					**0.2 J**	1.5 U	--	1.4 U	0.1 U
Granule (very fine gravel)					--	--	0.13 U	--	--
Sand					**97.4**	**106**	--	**97.5**	**96**
Sand, very coarse					--	--	0.13 U	--	--
Sand, coarse					--	--	0.13 U	--	--
Sand, medium					--	--	**1 J**	--	--
Sand, fine					--	--	**20.2**	--	--
Sand, very fine					--	--	**72**	--	--
Silt					1.3 U	1.5 U	--	1.4 U	**2**
Silt, coarse					--	--	**5.7**	--	--
Silt, medium					--	--	0.66 U	--	--
Silt, fine					--	--	0.66 U	--	--
Silt, very fine					--	--	0.66 U	--	--
Clay					**3.3**	**3.7**	--	**4.2**	**2.1**
Clay, coarse					--	--	0.66 U	--	--
Clay, medium					--	--	**0.7 J**	--	--
Clay, fine					--	--	**2**	--	--
Metals (mg/kg)									
Aluminum					--	--	--	--	**5350**
Antimony					--	--	--	--	1.8 UJ
Arsenic	57	93	57	93	8.38 U	8.35 U	1.7 U	8.67 U	3.2 U
Barium					--	--	--	--	**13.7**
Beryllium					--	--	--	--	0.063 U
Cadmium	5.1	6.7	5.1	6.7	0.67 U	0.669 U	0.14 U	0.693 U	0.18 U

Table C-2
Sediment Data for North Beach PS Overflows

					Distance to CSO (ft)	140	146	151	165	177
					Location ID	CSO13_CSO-NB-8	CSO13_CSO-NB-7	CSO11_CSO-NB-6	CSO13_CSO-NB-9	NB_CSO96NB230N
					Area	CentralBasinPugetSnd	CentralBasinPugetSnd	CentralBasinPugetSnd	CentralBasinPugetSnd	CentralBasinPugetSnd
					CSO	North Beach PS	North Beach PS	North Beach PS	North Beach PS	North Beach PS
					Task	KC_CSO_2013	KC_CSO_2013	KC_CSO_2011	KC_CSO_2013	NB_CSO96
					Sample ID	L57636-2	L57636-1	L53963-6	L57636-3	L9696-1
					Sample Date	03/26/2013	03/26/2013	08/29/2011	03/26/2013	10/15/1996
					Depth	0 - 10 cm	0 - 10 cm	0 - 10 cm	0 - 10 cm	0 - 2 cm
	SMS_Marine_SCO_SCUMII	SMS_Marine_CSL_SCUMII	AET_Marine_SCO_SCUMII	AET_Marine_CSL_SCUMII						
Calcium						--	--	--	--	**2830 J**
Chromium	260	270	260	270		**14.2**	**14.1**	**12.8**	**13.3**	**15.1**
Copper	390	390	390	390		**4.11**	**4.05**	**3.41**	**3.47**	**4.39**
Iron						--	--	--	--	**6530**
Lead	450	530	450	530		**3.4 J**	**2.9 J**	**2.8 J**	**3.1 J**	**3.8**
Magnesium						--	--	--	--	**3760**
Manganese						--	--	--	--	**101**
Mercury	0.41	0.59	0.41	0.59		**0.013 J**	**0.013 J**	**0.013 J**	**0.011 J**	**0.034**
Molybdenum						--	--	--	--	1.3 U
Nickel						--	--	--	--	**15.4**
Potassium						--	--	--	--	**732**
Selenium						--	--	--	--	3.2 U
Silver	6.1	6.1	6.1	6.1		1.34 U	1.34 U	0.28 U	1.39 U	0.25 U
Sodium						--	--	--	--	**3930**
Thallium						--	--	--	--	13 U
Zinc	410	960	410	960		**19.5**	**18.4**	**16.1**	**15.7**	**18.5**
Organometallic Compounds (µg/kg)										
Butyltin (n-Butyltin)						--	--	--	--	0.39 U
Dibutyltin						--	--	--	--	0.39 U
Tetrabutyltin						--	--	--	--	0.39 U
Tributyltin						--	--	--	--	**2.6**
Volatile Organics (mg/kg-OC)										
Hexachlorobutadiene (Hexachloro-1,3-butadiene)	3.9	6.2				--	--	--	--	19 U
Volatile Organics (µg/kg)										
Hexachlorobutadiene (Hexachloro-1,3-butadiene)			11	120		--	--	--	--	35 U
Semivolatile Organics (mg/kg-OC)										
1,2,4-Trichlorobenzene	0.81	1.8				0.746 U	0.79 U	0.41 U	0.698 U	0.51 UJ
1,2-Dichlorobenzene	2.3	2.3				3.7 U	3.94 U	4.16 U	3.49 U	0.51 UJ
1,4-Dichlorobenzene	3.1	9				5.54 U	5.91 U	6.26 U	5.24 U	0.51 UJ
2-Methylnaphthalene	38	64				7.46 U	7.9 U	4.1 U	6.98 U	--
Acenaphthene	16	57				7.46 U	7.9 U	4.1 U	6.98 U	--
Acenaphthylene	66	66				7.46 U	7.9 U	4.1 U	6.98 U	--
Anthracene	220	1200				7.46 U	**4.3 J**	**7.8 J**	**4.4 J**	--
Benzo(a)anthracene	110	270				7.46 U	**12.6**	**18.8**	**16.4**	--

Table C-2
Sediment Data for North Beach PS Overflows

					Distance to CSO (ft)	**140**	**146**	**151**	**165**	**177**
					Location ID	**CSO13_CSO-NB-8**	**CSO13_CSO-NB-7**	**CSO11_CSO-NB-6**	**CSO13_CSO-NB-9**	**NB_CSO96NB230N**
					Area	**CentralBasinPugetSnd**	**CentralBasinPugetSnd**	**CentralBasinPugetSnd**	**CentralBasinPugetSnd**	**CentralBasinPugetSnd**
					CSO	**North Beach PS**	**North Beach PS**	**North Beach PS**	**North Beach PS**	**North Beach PS**
					Task	**KC_CSO_2013**	**KC_CSO_2013**	**KC_CSO_2011**	**KC_CSO_2013**	**NB_CSO96**
					Sample ID	**L57636-2**	**L57636-1**	**L53963-6**	**L57636-3**	**L9696-1**
					Sample Date	**03/26/2013**	**03/26/2013**	**08/29/2011**	**03/26/2013**	**10/15/1996**
					Depth	**0 - 10 cm**	**0 - 10 cm**	**0 - 10 cm**	**0 - 10 cm**	**0 - 2 cm**
	SMS_Marine_SCO_SCUMII	**SMS_Marine_CSL_SCUMII**	**AET_Marine_SCO_SCUMII**	**AET_Marine_CSL_SCUMII**						
Benzo(a)pyrene	99	210				**6.7 J**	**9.4**	**24.1**	**15**	--
Benzo(b,j,k)fluoranthenes						**10.7**	**13.1**	--	**25.5**	--
Benzo(g,h,i)perylene	31	78				**5.7 J**	7.9 U	**10.4 J**	**5.7 J**	--
bis(2-Ethylhexyl)phthalate	47	78				14.8 U	15.8 U	19.9 UJ	13.9 U	12 U
Butylbenzyl phthalate	4.9	64				5.54 U	5.91 U	6.26 U	5.24 U	12 U
Chrysene	110	460				**4.9 J**	**8.45**	**14.1**	**17.7**	--
Dibenzo(a,h)anthracene	12	33				7.46 U	7.9 U	**4.3 J**	6.98 U	--
Dibenzofuran	15	58				7.46 U	7.9 U	4.1 U	6.98 U	--
Diethyl phthalate	61	110				14.8 U	15.8 U	8.4 U	13.9 U	19 U
Dimethyl phthalate	53	53				7.46 U	7.9 U	8.4 U	6.98 U	7.8 U
Di-n-butyl phthalate	220	1700				14.8 U	15.8 U	8.4 U	13.9 U	19 U
Di-n-octyl phthalate	58	4500				7.46 U	7.9 U	8.4 U	6.98 U	12 U
Fluoranthene	160	1200				**5.7 J**	**19.1**	**40.9**	**27.2**	--
Fluorene	23	79				7.46 U	7.9 U	4.1 U	6.98 U	--
Hexachlorobenzene	0.38	2.3				0.746 U	0.79 U	0.41 U	0.698 U	0.51 UJ
Hexachlorobutadiene (Hexachloro-1,3-butadiene)	3.9	6.2				3.7 U	3.94 U	2.1 U	3.49 U	--
Indeno(1,2,3-c,d)pyrene	34	88				**5.1 J**	7.9 U	**12.5 J**	**6.6 J**	--
Naphthalene	99	170				7.46 U	7.9 U	4.1 U	6.98 U	--
n-Nitrosodiphenylamine	11	11				9.27 U	9.83 U	10.4 U	8.68 U	19 U
Phenanthrene	100	480				7.46 U	**19.6**	**36.4**	**22.7**	--
Pyrene	1000	1400				**6.7 J**	**21.8**	**41**	**30.1**	--
Total Benzofluoranthenes (lab reported total)	230	450				--	--	**24.6**	--	--
Total Benzofluoranthenes (b,j,k) (U = 0)	230	450				**10.7**	**13.1**	--	**25.5**	--
Total cPAH TEQ (7 minimum CAEPA 2005) (U = 0)						**8.4 J**	**12**	**30 J**	**20 J**	--
Total HPAH (SMS) (U = 0)	960	5300				**46 J**	**84**	**190 J**	**140 J**	--
Total LPAH (SMS) (U = 0)	370	780				7.46 U	**24 J**	**44 J**	**27 J**	--
Semivolatile Organics (µg/kg)										
1,2,4-Trichlorobenzene			31	51		1.44 U	1.43 U	0.74 U	1.48 U	0.91 UJ
1,2-Dichlorobenzene			35	50		7.15 U	7.14 U	7.45 U	7.39 U	0.91 UJ
1,2-Diphenylhydrazine						--	--	--	--	70 U
1,3-Dichlorobenzene						--	--	--	--	0.91 UJ
1,4-Dichlorobenzene			110	110		10.7 U	10.7 U	11.2 U	11.1 U	0.91 UJ
2,2'-Oxybis (1-chloropropane)						--	--	--	--	70 U
2,4,5-Trichlorophenol						--	--	--	--	140 U

Table C-2
Sediment Data for North Beach PS Overflows

					Distance to CSO (ft)	140	146	151	165	177
					Location ID	CSO13_CSO-NB-8	CSO13_CSO-NB-7	CSO11_CSO-NB-6	CSO13_CSO-NB-9	NB_CSO96NB230N
					Area	CentralBasinPugetSnd	CentralBasinPugetSnd	CentralBasinPugetSnd	CentralBasinPugetSnd	CentralBasinPugetSnd
					CSO	North Beach PS	North Beach PS	North Beach PS	North Beach PS	North Beach PS
					Task	KC_CSO_2013	KC_CSO_2013	KC_CSO_2011	KC_CSO_2013	NB_CSO96
					Sample ID	L57636-2	L57636-1	L53963-6	L57636-3	L9696-1
					Sample Date	03/26/2013	03/26/2013	08/29/2011	03/26/2013	10/15/1996
					Depth	0 - 10 cm	0 - 10 cm	0 - 10 cm	0 - 10 cm	0 - 2 cm
	SMS_Marine_SCO_SCUMII	SMS_Marine_CSL_SCUMII	AET_Marine_SCO_SCUMII	AET_Marine_CSL_SCUMII						
2,4,6-Trichlorophenol						--	--	--	--	140 U
2,4-Dichlorophenol						--	--	--	--	35 U
2,4-Dimethylphenol	29	29	29	29		14.4 U	14.3 U	7.4 U	14.8 U	35 UJ
2,4-Dinitrophenol						--	--	--	--	70 U
2,4-Dinitrotoluene						--	--	--	--	14 U
2,6-Dinitrotoluene						--	--	--	--	14 U
2-Chloronaphthalene						--	--	--	--	21 U
2-Chlorophenol						--	--	--	--	70 U
2-Methylnaphthalene			670	670		14.4 U	14.3 U	7.4 U	14.8 U	--
2-Methylphenol (o-Cresol)	63	63	63	63		14.4 U	14.3 U	7.4 U	14.8 U	35 U
2-Nitroaniline						--	--	--	--	140 U
2-Nitrophenol						--	--	--	--	35 U
3,3'-Dichlorobenzidine						--	--	--	--	35 UJ
3-Nitroaniline						--	--	--	--	140 U
4-Bromophenyl-phenyl ether						--	--	--	--	14 U
4-Chloro-3-methylphenol						--	--	--	--	70 U
4-Chloroaniline						--	--	--	--	70 UJ
4-Chlorophenyl phenyl ether						--	--	--	--	21 U
4-Methylphenol (p-Cresol)	670	670	670	670		71.5 U	71.4 U	38 U	73.9 U	**35**
4-Nitroaniline						--	--	--	--	140 U
4-Nitrophenol						--	--	--	--	70 U
Acenaphthene			500	500		14.4 U	14.3 U	7.4 U	14.8 U	--
Acenaphthylene			1300	1300		14.4 U	14.3 U	7.4 U	14.8 U	--
Aniline						--	--	--	--	70 UJ
Anthracene			960	960		14.4 U	**7.8 J**	**14 J**	**9.3 J**	--
Benzidine						--	--	--	--	**-99999 R**
Benzo(a)anthracene			1300	1600		14.4 U	**22.8**	**33.6**	**34.7**	--
Benzo(a)pyrene			1600	1600		**13 J**	**17**	**43.2**	**31.9**	--
Benzo(b,j,k)fluoranthenes						**20.7**	**23.7**	--	**54.1**	--
Benzo(g,h,i)perylene			670	720		**11 J**	14.3 U	**18.6 J**	**12 J**	--
Benzoic acid	650	650	650	650		144 U	143 U	**224**	148 U	140 U
Benzyl alcohol	57	73	57	73		17.9 U	17.8 U	18.6 U	18.4 U	35 U
bis(2-Chloroethoxy)methane						--	--	--	--	35 U
bis(2-Chloroethyl)ether						--	--	--	--	21 U

Table C-2
Sediment Data for North Beach PS Overflows

				Distance to CSO (ft)	140	146	151	165	177
				Location ID	CSO13_CSO-NB-8	CSO13_CSO-NB-7	CSO11_CSO-NB-6	CSO13_CSO-NB-9	NB_CSO96NB230N
				Area	CentralBasinPugetSnd	CentralBasinPugetSnd	CentralBasinPugetSnd	CentralBasinPugetSnd	CentralBasinPugetSnd
				CSO	North Beach PS	North Beach PS	North Beach PS	North Beach PS	North Beach PS
				Task	KC_CSO_2013	KC_CSO_2013	KC_CSO_2011	KC_CSO_2013	NB_CSO96
				Sample ID	L57636-2	L57636-1	L53963-6	L57636-3	L9696-1
				Sample Date	03/26/2013	03/26/2013	08/29/2011	03/26/2013	10/15/1996
				Depth	0 - 10 cm	0 - 10 cm	0 - 10 cm	0 - 10 cm	0 - 2 cm
	SMS_Marine_SCO_SCUMII	SMS_Marine_CSL_SCUMII	AET_Marine_SCO_SCUMII	AET_Marine_CSL_SCUMII					
bis(2-Ethylhexyl)phthalate			1300	3100	28.6 U	28.6 U	35.7 UJ	29.5 U	21 U
Butylbenzyl phthalate			63	900	10.7 U	10.7 U	11.2 U	11.1 U	21 U
Chrysene			1400	2800	**9.5 J**	**15.3**	**25.3**	**37.6**	--
Coprostanol (Cholestan-3-ol (3B, 5B))					--	--	--	--	140 U
Dibenzo(a,h)anthracene			230	230	14.4 U	14.3 U	**7.7 J**	14.8 U	--
Dibenzofuran			540	540	14.4 U	14.3 U	7.4 U	14.8 U	--
Diethyl phthalate			200	1200	28.6 U	28.6 U	15 U	29.5 U	35 U
Dimethyl phthalate			71	160	14.4 U	14.3 U	15 U	14.8 U	14 U
Di-n-butyl phthalate			1400	1400	28.6 U	28.6 U	15 U	29.5 U	35 U
Dinitro-o-cresol (4,6-Dinitro-2-methylphenol)					--	--	--	--	70 U
Di-n-octyl phthalate			6200	6200	14.4 U	14.3 U	15 U	14.8 U	21 U
Fluoranthene			1700	2500	**11 J**	**34.6**	**73.3**	**57.6**	--
Fluorene			540	540	14.4 U	14.3 U	7.4 U	14.8 U	--
Hexachlorobenzene			22	70	1.44 U	1.43 U	0.74 U	1.48 U	0.91 UJ
Hexachlorobutadiene (Hexachloro-1,3-butadiene)			11	120	7.15 U	7.14 U	3.8 U	7.39 U	--
Hexachlorocyclopentadiene					--	--	--	--	35 UJ
Hexachloroethane					--	--	--	--	35 U
Indeno(1,2,3-c,d)pyrene			600	690	**9.9 J**	14.3 U	**22.4 J**	**14 J**	--
Isophorone					--	--	--	--	35 U
Naphthalene			2100	2100	14.4 U	14.3 U	7.4 U	14.8 U	--
Nitrobenzene					--	--	--	--	35 U
n-Nitrosodimethylamine					--	--	--	--	140 U
n-Nitrosodi-n-propylamine					--	--	--	--	35 U
n-Nitrosodiphenylamine			28	40	17.9 U	17.8 U	18.6 U	18.4 U	35 U
Pentachlorophenol	360	690	360	690	107 U	107 U	112 U	111 U	35 UJ
Phenanthrene			1500	1500	14.4 U	**35.4**	**65.2**	**48.1**	--
Phenol	420	1200	420	1200	107 U	107 U	38 U	111 U	**461**
Pyrene			2600	3300	**13 J**	**39.5**	**74**	**63.9**	--
Total Benzofluoranthenes (lab reported total)			3200	3600	--	--	**44.1**	--	--
Total Benzofluoranthenes (b,j,k) (U = 0)			3200	3600	**20.7**	**23.7**	--	**54.1**	--
Total cPAH TEQ (7 minimum CAEPA 2005) (U = 0)					**16 J**	**22**	**54 J**	**43 J**	--
Total HPAH (SMS) (U = 0)			12000	17000	**88 J**	**150**	**340 J**	**310 J**	--
Total LPAH (SMS) (U = 0)			5200	5200	14.4 U	**43 J**	**79 J**	**57 J**	--
Polycyclic Aromatic Hydrocarbons (mg/kg-OC)									

Table C-2
Sediment Data for North Beach PS Overflows

				Distance to CSO (ft)	140	146	151	165	177
				Location ID	CSO13_CSO-NB-8	CSO13_CSO-NB-7	CSO11_CSO-NB-6	CSO13_CSO-NB-9	NB_CSO96NB230N
				Area	CentralBasinPugetSnd	CentralBasinPugetSnd	CentralBasinPugetSnd	CentralBasinPugetSnd	CentralBasinPugetSnd
				CSO	North Beach PS	North Beach PS	North Beach PS	North Beach PS	North Beach PS
				Task	KC_CSO_2013	KC_CSO_2013	KC_CSO_2011	KC_CSO_2013	NB_CSO96
				Sample ID	L57636-2	L57636-1	L53963-6	L57636-3	L9696-1
				Sample Date	03/26/2013	03/26/2013	08/29/2011	03/26/2013	10/15/1996
				Depth	0 - 10 cm	0 - 10 cm	0 - 10 cm	0 - 10 cm	0 - 2 cm
	SMS_Marine_SCO_SCUMII	SMS_Marine_CSL_SCUMII	AET_Marine_SCO_SCUMII	AET_Marine_CSL_SCUMII					
2-Methylnaphthalene	38	64			--	--	--	--	32 U
Acenaphthene	16	57			--	--	--	--	7.8 U
Acenaphthylene	66	66			--	--	--	--	12 U
Anthracene	220	1200			--	--	--	--	12 UJ
Benzo(a)anthracene	110	270			--	--	--	--	12 UJ
Benzo(a)pyrene	99	210			--	--	--	--	19 UJ
Benzo(b)fluoranthene					--	--	--	--	32 UJ
Benzo(g,h,i)perylene	31	78			--	--	--	--	19 UJ
Benzo(k)fluoranthene					--	--	--	--	32 UJ
Chrysene	110	460			--	--	--	--	12 UJ
Dibenzo(a,h)anthracene	12	33			--	--	--	--	32 U
Dibenzofuran	15	58			--	--	--	--	19 U
Fluoranthene	160	1200			--	--	--	--	12 UJ
Fluorene	23	79			--	--	--	--	12 UJ
Indeno(1,2,3-c,d)pyrene	34	88			--	--	--	--	19 UJ
Naphthalene	99	170			--	--	--	--	32 UJ
Phenanthrene	100	480			--	--	--	--	12 UJ
Pyrene	1000	1400			--	--	--	--	12 UJ
Total Benzofluoranthenes (b,j,k) (U = 0)	230	450			--	--	--	--	32 UJ
Total cPAH TEQ (7 minimum CAEPA 2005) (U = 0)					--	--	--	--	19 UJ
Total HPAH (SMS) (U = 0)	960	5300			--	--	--	--	32 UJ
Total LPAH (SMS) (U = 0)	370	780			--	--	--	--	32 UJ
Polycyclic Aromatic Hydrocarbons (µg/kg)									
2-Methylnaphthalene			670	670	--	--	--	--	57 U
Acenaphthene			500	500	--	--	--	--	14 U
Acenaphthylene			1300	1300	--	--	--	--	21 U
Anthracene			960	960	--	--	--	--	21 UJ
Benzo(a)anthracene			1300	1600	--	--	--	--	21 UJ
Benzo(a)pyrene			1600	1600	--	--	--	--	35 UJ
Benzo(b)fluoranthene					--	--	--	--	57 UJ
Benzo(g,h,i)perylene			670	720	--	--	--	--	35 UJ
Benzo(k)fluoranthene					--	--	--	--	57 UJ
Carbazole					--	--	--	--	35 U
Chrysene			1400	2800	--	--	--	--	21 UJ

Table C-2
Sediment Data for North Beach PS Overflows

				Distance to CSO (ft)	140	146	151	165	177
				Location ID	CSO13_CSO-NB-8	CSO13_CSO-NB-7	CSO11_CSO-NB-6	CSO13_CSO-NB-9	NB_CSO96NB230N
				Area	CentralBasinPugetSnd	CentralBasinPugetSnd	CentralBasinPugetSnd	CentralBasinPugetSnd	CentralBasinPugetSnd
				CSO	North Beach PS	North Beach PS	North Beach PS	North Beach PS	North Beach PS
				Task	KC_CSO_2013	KC_CSO_2013	KC_CSO_2011	KC_CSO_2013	NB_CSO96
				Sample ID	L57636-2	L57636-1	L53963-6	L57636-3	L9696-1
				Sample Date	03/26/2013	03/26/2013	08/29/2011	03/26/2013	10/15/1996
				Depth	0 - 10 cm	0 - 10 cm	0 - 10 cm	0 - 10 cm	0 - 2 cm
	SMS_Marine_SCO_SCUMII	SMS_Marine_CSL_SCUMII	AET_Marine_SCO_SCUMII	AET_Marine_CSL_SCUMII					
Dibenzo(a,h)anthracene			230	230	--	--	--	--	57 U
Dibenzofuran			540	540	--	--	--	--	35 U
Fluoranthene			1700	2500	--	--	--	--	21 UJ
Fluorene			540	540	--	--	--	--	21 UJ
Indeno(1,2,3-c,d)pyrene			600	690	--	--	--	--	35 UJ
Naphthalene			2100	2100	--	--	--	--	57 UJ
Phenanthrene			1500	1500	--	--	--	--	21 UJ
Pyrene			2600	3300	--	--	--	--	21 UJ
Total Benzofluoranthenes (b,j,k) (U = 0)			3200	3600	--	--	--	--	57 UJ
Total cPAH TEQ (7 minimum CAEPA 2005) (U = 0)					--	--	--	--	35 UJ
Total HPAH (SMS) (U = 0)			12000	17000	--	--	--	--	57 UJ
Total LPAH (SMS) (U = 0)			5200	5200	--	--	--	--	57 UJ
Pesticides (µg/kg)									
4,4'-DDD (p,p'-DDD)					--	--	--	--	1.7 UJ
4,4'-DDE (p,p'-DDE)					--	--	--	--	1.7 UJ
4,4'-DDT (p,p'-DDT)					--	--	--	--	1.7 U
Aldrin					--	--	--	--	1.7 U
Chlordane					--	--	--	--	8.8 U
Dieldrin					--	--	--	--	1.7 U
Endosulfan					--	--	--	--	1.7 U
Endosulfan sulfate					--	--	--	--	1.7 U
Endrin					--	--	--	--	1.7 UJ
Endrin aldehyde					--	--	--	--	**-99999 R**
Heptachlor					--	--	--	--	1.7 U
Heptachlor epoxide					--	--	--	--	1.7 U
Hexachlorocyclohexane (BHC), alpha-					--	--	--	--	1.7 U
Hexachlorocyclohexane (BHC), beta-					--	--	--	--	1.7 U
Hexachlorocyclohexane (BHC), delta-					--	--	--	--	1.7 U
Hexachlorocyclohexane (BHC), gamma- (Lindane)					--	--	--	--	--
Hexachlorocyclohexane (tech grade)					--	--	--	--	1.7 U
Methoxychlor					--	--	--	--	8.8 U
Toxaphene					--	--	--	--	17 U
PCB Aroclors (mg/kg-OC)									
Total PCB Aroclors (SMS Marine 2013) (U = 0)	12	65			5.54 U	5.91 U	3.1 U	5.24 U	9.4 U

Table C-2
Sediment Data for North Beach PS Overflows

				Distance to CSO (ft)	140	146	151	165	177
				Location ID	CSO13_CSO-NB-8	CSO13_CSO-NB-7	CSO11_CSO-NB-6	CSO13_CSO-NB-9	NB_CSO96NB230N
				Area	CentralBasinPugetSnd	CentralBasinPugetSnd	CentralBasinPugetSnd	CentralBasinPugetSnd	CentralBasinPugetSnd
				CSO	North Beach PS	North Beach PS	North Beach PS	North Beach PS	North Beach PS
				Task	KC_CSO_2013	KC_CSO_2013	KC_CSO_2011	KC_CSO_2013	NB_CSO96
				Sample ID	L57636-2	L57636-1	L53963-6	L57636-3	L9696-1
				Sample Date	03/26/2013	03/26/2013	08/29/2011	03/26/2013	10/15/1996
				Depth	0 - 10 cm	0 - 10 cm	0 - 10 cm	0 - 10 cm	0 - 2 cm
	SMS_Marine_SCO_SCUMII	SMS_Marine_CSL_SCUMII	AET_Marine_SCO_SCUMII	AET_Marine_CSL_SCUMII					
PCB Aroclors (µg/kg)									
Aroclor 1016					10.7 U	10.7 U	2.8 U	11.1 U	17 U
Aroclor 1221					10.7 U	10.7 U	5.6 U	11.1 U	17 U
Aroclor 1232					10.7 U	10.7 U	5.6 U	11.1 U	17 U
Aroclor 1242					10.7 U	10.7 U	2.8 U	11.1 U	17 U
Aroclor 1248					10.7 U	10.7 U	2.8 U	11.1 U	17 U
Aroclor 1254					10.7 U	10.7 U	2.8 U	11.1 U	17 U
Aroclor 1260					10.7 U	10.7 U	2.8 U	11.1 U	17 U
Aroclor 1262					--	--	--	--	--
Aroclor 1268					--	--	--	--	--
Total PCB Aroclors (SMS Marine 2013) (U = 0)			130	1000	10.7 U	10.7 U	5.6 U	11.1 U	17 U
Total Petroleum Hydrocarbons (mg/kg)									
Oil and grease					--	--	--	--	**300**

Table C-2
Sediment Data for North Beach PS Overflows

					Distance to CSO (ft)	208	816	993	1126	1203
					Location ID	NB_CSO96NB230S	NB_CSO96NB1000S	CARKEK98KSIV01	SHILSH	WPNT9497KSIV01
					Area	CentralBasinPugetSnd	CentralBasinPugetSnd	CentralBasinPugetSnd	CentralBasinPugetSnd	CentralBasinPugetSnd
					CSO	North Beach PS	North Beach PS	North Beach PS	North Beach PS	North Beach PS
					Task	NB_CSO96	NB_CSO96	CARKEK98	KESE0003	WPNT9497
					Sample ID	L9696-5	L9696-6	L14560-6	1228165	L9663-6
					Sample Date	10/15/1996	10/15/1996	12/09/1998	05/31/2001	10/15/1996
					Depth	0 - 2 cm	0 - 2 cm			0 - 10 cm
	SMS_Marine_SCO_SCUMII	SMS_Marine_CSL_SCUMII	AET_Marine_SCO_SCUMII	AET_Marine_CSL_SCUMII						
Conventional Parameters (mg/kg)										
Ammonia						**2.04**	**3.78**	--	--	**0.75**
Ammonia as nitrogen						--	--	**3.58**	--	--
Sulfide						**15.3**	**22.9**	13 U	--	2.5 U
Conventional Parameters (pct)										
Total organic carbon						**0.0867**	**0.14**	**0.169**	**0.14**	**0.106**
Total solids						**78.3**	**78.5**	**79.7**	**75.1**	**81.5**
Total volatile solids						**0.74**	**0.78**	**0.866**	--	**0.75**
Grain Size (pct)										
Pebble						--	--	--	--	--
Gravel						**0.4**	0.1 U	**0.2**	**0.4**	**2.7**
Granule (very fine gravel)						--	--	--	--	--
Sand						**98**	**98**	**95.4**	**96.5**	**91.1**
Sand, very coarse						--	--	--	--	--
Sand, coarse						--	--	--	--	--
Sand, medium						--	--	--	--	--
Sand, fine						--	--	--	--	--
Sand, very fine						--	--	--	--	--
Silt						**0.3**	**0.2**	**2.4**	**1.2**	**4.3**
Silt, coarse						--	--	--	--	--
Silt, medium						--	--	--	--	--
Silt, fine						--	--	--	--	--
Silt, very fine						--	--	--	--	--
Clay						**1.3**	**1.3**	**2.4**	**1.9**	**1.8**
Clay, coarse						--	--	--	--	--
Clay, medium						--	--	--	--	--
Clay, fine						--	--	--	--	--
Metals (mg/kg)										
Aluminum						**5290**	**5850**	**7900 J**	--	**6100 J**
Antimony						1.8 UJ	1.9 UJ	1.9 UJ	--	1.8 UJ
Arsenic	57	93	57	93		3.1 U	3.2 U	**3.51**	--	**3.6**
Barium						**12.8**	**14**	**18 J**	--	**11.9**
Beryllium						0.06 U	0.064 U	**0.11**	--	**0.08**
Cadmium	5.1	6.7	5.1	6.7		0.18 U	0.19 U	0.19 UJ	--	0.18 U

Table C-2
Sediment Data for North Beach PS Overflows

					Distance to CSO (ft)	208	816	993	1126	1203
					Location ID	NB_CSO96NB230S	NB_CSO96NB1000S	CARKEK98KSIV01	SHILSH	WPNT9497KSIV01
					Area	CentralBasinPugetSnd	CentralBasinPugetSnd	CentralBasinPugetSnd	CentralBasinPugetSnd	CentralBasinPugetSnd
					CSO	North Beach PS	North Beach PS	North Beach PS	North Beach PS	North Beach PS
					Task	NB_CSO96	NB_CSO96	CARKEK98	KESE0003	WPNT9497
					Sample ID	L9696-5	L9696-6	L14560-6	1228165	L9663-6
					Sample Date	10/15/1996	10/15/1996	12/09/1998	05/31/2001	10/15/1996
					Depth	0 - 2 cm	0 - 2 cm			0 - 10 cm
	SMS_Marine_SCO_SCUMII	SMS_Marine_CSL_SCUMII	AET_Marine_SCO_SCUMII	AET_Marine_CSL_SCUMII						
Calcium						**2840 J**	**3240 J**	**3800**	--	**2770**
Chromium	260	270	260	270		**14.6**	**15.7**	**21.2**	--	**16.3**
Copper	390	390	390	390		**3.97**	**4.23**	**5.65**	--	**4.2**
Iron						**6360**	**6850**	**13000 J**	--	**10600**
Lead	450	530	450	530		**4.1**	**2.8**	**6.9**	--	**6.1**
Magnesium						**3540**	**4030**	--	--	**4120**
Manganese						**95.8**	**106**	**509**	--	**377**
Mercury	0.41	0.59	0.41	0.59		0.024 U	0.025 U	0.024 U	--	0.023 U
Molybdenum						1.2 U	1.3 U	1.2 U	--	1.2 U
Nickel						**15.6**	**17.2**	**16.9**	--	**15.1**
Potassium						**622**	**721**	**1530**	--	**1200**
Selenium						3.1 U	3.2 U	3 U	--	3.2 U
Silver	6.1	6.1	6.1	6.1		0.24 U	0.25 U	0.25 U	--	0.26 U
Sodium						**2850**	**3570**	**3110**	--	**2920**
Thallium						12 U	13 U	12 U	--	12 U
Zinc	410	960	410	960		**16.2**	**17.1**	**27.1**	--	**22.1**
Organometallic Compounds (µg/kg)										
Butyltin (n-Butyltin)						0.38 U	0.38 U	2.1 U	--	0.37 U
Dibutyltin						**0.64**	**0.76**	0.44 UJ	--	0.37 U
Tetrabutyltin						0.38 U	**0.64**	0.5 U	--	**0.74**
Tributyltin						**2.6**	**2.5**	0.26 U	--	**2.5**
Volatile Organics (mg/kg-OC)										
Hexachlorobutadiene (Hexachloro-1,3-butadiene)	3.9	6.2				39 U	24 U	20 UJ	--	31 U
Volatile Organics (µg/kg)										
Hexachlorobutadiene (Hexachloro-1,3-butadiene)			11	120		34 U	34 U	34 UJ	--	33 U
Semivolatile Organics (mg/kg-OC)										
1,2,4-Trichlorobenzene	0.81	1.8				1 UJ	0.63 UJ	0.51 UJ	--	0.8 UJ
1,2-Dichlorobenzene	2.3	2.3				1 UJ	0.63 UJ	0.51 UJ	--	0.8 UJ
1,4-Dichlorobenzene	3.1	9				1 UJ	0.63 UJ	0.51 UJ	--	0.8 UJ
2-Methylnaphthalene	38	64				--	--	--	--	--
Acenaphthene	16	57				--	--	--	--	--
Acenaphthylene	66	66				--	--	--	--	--
Anthracene	220	1200				--	--	--	--	--
Benzo(a)anthracene	110	270				--	--	--	--	--

Table C-2
Sediment Data for North Beach PS Overflows

					Distance to CSO (ft)	208	816	993	1126	1203
					Location ID	NB_CSO96NB230S	NB_CSO96NB1000S	CARKEK98KSIV01	SHILSH	WPNT9497KSIV01
					Area	CentralBasinPugetSnd	CentralBasinPugetSnd	CentralBasinPugetSnd	CentralBasinPugetSnd	CentralBasinPugetSnd
					CSO	North Beach PS	North Beach PS	North Beach PS	North Beach PS	North Beach PS
					Task	NB_CSO96	NB_CSO96	CARKEK98	KESE0003	WPNT9497
					Sample ID	L9696-5	L9696-6	L14560-6	1228165	L9663-6
					Sample Date	10/15/1996	10/15/1996	12/09/1998	05/31/2001	10/15/1996
					Depth	0 - 2 cm	0 - 2 cm			0 - 10 cm
	SMS_Marine_SCO_SCUMII	SMS_Marine_CSL_SCUMII	AET_Marine_SCO_SCUMII	AET_Marine_CSL_SCUMII						
Benzo(a)pyrene	99	210				--	--	--	--	--
Benzo(b,j,k)fluoranthenes						--	--	--	--	--
Benzo(g,h,i)perylene	31	78				--	--	--	--	--
bis(2-Ethylhexyl)phthalate	47	78				20 U	10 U	10 UJ	--	20 U
Butylbenzyl phthalate	4.9	64				20 U	10 U	10 U	--	20 U
Chrysene	110	460				--	--	--	--	--
Dibenzo(a,h)anthracene	12	33				--	--	--	--	--
Dibenzofuran	15	58				--	--	--	--	--
Diethyl phthalate	61	110				39 U	24 U	20 U	--	31 U
Dimethyl phthalate	53	53				16 U	10 U	8.3 U	--	12 U
Di-n-butyl phthalate	220	1700				39 U	24 U	20 U	--	31 U
Di-n-octyl phthalate	58	4500				20 U	10 U	10 U	--	20 U
Fluoranthene	160	1200				--	--	--	--	--
Fluorene	23	79				--	--	--	--	--
Hexachlorobenzene	0.38	2.3				1 UJ	0.63 UJ	0.51 UJ	--	0.8 UJ
Hexachlorobutadiene (Hexachloro-1,3-butadiene)	3.9	6.2				--	--	--	--	--
Indeno(1,2,3-c,d)pyrene	34	88				--	--	--	--	--
Naphthalene	99	170				--	--	--	--	--
n-Nitrosodiphenylamine	11	11				39 U	24 U	20 U	--	31 U
Phenanthrene	100	480				--	--	--	--	--
Pyrene	1000	1400				--	--	--	--	--
Total Benzofluoranthenes (lab reported total)	230	450				--	--	--	--	--
Total Benzofluoranthenes (b,j,k) (U = 0)	230	450				--	--	--	--	--
Total cPAH TEQ (7 minimum CAEPA 2005) (U = 0)						--	--	--	--	--
Total HPAH (SMS) (U = 0)	960	5300				--	--	--	--	--
Total LPAH (SMS) (U = 0)	370	780				--	--	--	--	--
Semivolatile Organics (µg/kg)										
1,2,4-Trichlorobenzene			31	51		0.88 UJ	0.88 UJ	0.87 UJ	--	0.85 UJ
1,2-Dichlorobenzene			35	50		0.88 UJ	0.88 UJ	0.87 UJ	--	0.85 UJ
1,2-Diphenylhydrazine						68 U	68 U	66 U	--	65 U
1,3-Dichlorobenzene						0.88 UJ	0.88 UJ	0.87 UJ	--	0.85 UJ
1,4-Dichlorobenzene			110	110		0.88 UJ	0.88 UJ	0.87 UJ	--	0.85 UJ
2,2'-Oxybis (1-chloropropane)						68 U	68 U	66 UJ	--	65 U
2,4,5-Trichlorophenol						140 U	140 U	140 U	--	130 U

Table C-2
Sediment Data for North Beach PS Overflows

					Distance to CSO (ft)	208	816	993	1126	1203
					Location ID	NB_CSO96NB230S	NB_CSO96NB1000S	CARKEK98KSIV01	SHILSH	WPNT9497KSIV01
					Area	CentralBasinPugetSnd	CentralBasinPugetSnd	CentralBasinPugetSnd	CentralBasinPugetSnd	CentralBasinPugetSnd
					CSO	North Beach PS	North Beach PS	North Beach PS	North Beach PS	North Beach PS
					Task	NB_CSO96	NB_CSO96	CARKEK98	KESE0003	WPNT9497
					Sample ID	L9696-5	L9696-6	L14560-6	1228165	L9663-6
					Sample Date	10/15/1996	10/15/1996	12/09/1998	05/31/2001	10/15/1996
					Depth	0 - 2 cm	0 - 2 cm			0 - 10 cm
	SMS_Marine_SCO_SCUMII	SMS_Marine_CSL_SCUMII	AET_Marine_SCO_SCUMII	AET_Marine_CSL_SCUMII						
2,4,6-Trichlorophenol						140 U	140 U	140 U	--	130 U
2,4-Dichlorophenol						34 U	34 U	34 UJ	--	33 U
2,4-Dimethylphenol	29	29	29	29		34 UJ	34 UJ	34 UJ	--	33 UJ
2,4-Dinitrophenol						68 U	68 U	66 UJ	--	65 U
2,4-Dinitrotoluene						14 U	14 U	14 U	--	13 U
2,6-Dinitrotoluene						14 U	14 U	14 U	--	13 U
2-Chloronaphthalene						20 U	20 U	20 UJ	--	20 U
2-Chlorophenol						68 U	68 U	66 UJ	--	65 U
2-Methylnaphthalene			670	670		--	--	--	--	--
2-Methylphenol (o-Cresol)	63	63	63	63		34 U	34 U	34 UJ	--	33 U
2-Nitroaniline						140 U	140 U	140 U	--	130 U
2-Nitrophenol						34 U	34 U	34 UJ	--	33 U
3,3'-Dichlorobenzidine						34 UJ	34 UJ	34 UJ	--	33 UJ
3-Nitroaniline						140 U	140 U	140 UJ	--	130 U
4-Bromophenyl-phenyl ether						14 U	14 U	14 U	--	13 U
4-Chloro-3-methylphenol						68 U	68 U	66 U	--	65 U
4-Chloroaniline						68 UJ	68 UJ	66 UJ	--	65 UJ
4-Chlorophenyl phenyl ether						20 U	20 U	20 U	--	20 U
4-Methylphenol (p-Cresol)	670	670	670	670		34 U	34 U	34 UJ	--	33 U
4-Nitroaniline						140 U	140 U	140 UJ	--	130 U
4-Nitrophenol						68 U	68 U	66 U	--	65 U
Acenaphthene			500	500		--	--	--	--	--
Acenaphthylene			1300	1300		--	--	--	--	--
Aniline						68 UJ	68 UJ	**-99999 R**	--	65 UJ
Anthracene			960	960		--	--	--	--	--
Benzidine						**-99999 R**	**-99999 R**	**-99999 R**	--	**-99999 R**
Benzo(a)anthracene			1300	1600		--	--	--	--	--
Benzo(a)pyrene			1600	1600		--	--	--	--	--
Benzo(b,j,k)fluoranthenes						--	--	--	--	--
Benzo(g,h,i)perylene			670	720		--	--	--	--	--
Benzoic acid	650	650	650	650		140 U	140 U	140 UJ	--	130 U
Benzyl alcohol	57	73	57	73		34 U	34 U	34 UJ	--	33 U
bis(2-Chloroethoxy)methane						34 U	34 U	34 UJ	--	33 U
bis(2-Chloroethyl)ether						20 U	20 U	20 UJ	--	20 U

Table C-2
Sediment Data for North Beach PS Overflows

				Distance to CSO (ft)	208	816	993	1126	1203
				Location ID	NB_CSO96NB230S	NB_CSO96NB1000S	CARKEK98KSIV01	SHILSH	WPNT9497KSIV01
				Area	CentralBasinPugetSnd	CentralBasinPugetSnd	CentralBasinPugetSnd	CentralBasinPugetSnd	CentralBasinPugetSnd
				CSO	North Beach PS	North Beach PS	North Beach PS	North Beach PS	North Beach PS
				Task	NB_CSO96	NB_CSO96	CARKEK98	KESE0003	WPNT9497
				Sample ID	L9696-5	L9696-6	L14560-6	1228165	L9663-6
				Sample Date	10/15/1996	10/15/1996	12/09/1998	05/31/2001	10/15/1996
				Depth	0 - 2 cm	0 - 2 cm			0 - 10 cm
	SMS_Marine_SCO_SCUMII	SMS_Marine_CSL_SCUMII	AET_Marine_SCO_SCUMII	AET_Marine_CSL_SCUMII					
bis(2-Ethylhexyl)phthalate			1300	3100	20 U	20 U	20 UJ	--	20 U
Butylbenzyl phthalate			63	900	20 U	20 U	20 U	--	20 U
Chrysene			1400	2800	--	--	--	--	--
Coprostanol (Cholestan-3-ol (3B, 5B))					140 U	140 U	340 U	--	130 U
Dibenzo(a,h)anthracene			230	230	--	--	--	--	--
Dibenzofuran			540	540	--	--	--	--	--
Diethyl phthalate			200	1200	34 U	34 U	34 U	--	33 U
Dimethyl phthalate			71	160	14 U	14 U	14 U	--	13 U
Di-n-butyl phthalate			1400	1400	34 U	34 U	34 U	--	33 U
Dinitro-o-cresol (4,6-Dinitro-2-methylphenol)					68 U	68 U	66 UJ	--	65 U
Di-n-octyl phthalate			6200	6200	20 U	20 U	20 U	--	20 U
Fluoranthene			1700	2500	--	--	--	--	--
Fluorene			540	540	--	--	--	--	--
Hexachlorobenzene			22	70	0.88 UJ	0.88 UJ	0.87 UJ	--	0.85 UJ
Hexachlorobutadiene (Hexachloro-1,3-butadiene)			11	120	--	--	--	--	--
Hexachlorocyclopentadiene					34 UJ	34 UJ	34 UJ	--	33 UJ
Hexachloroethane					34 U	34 U	34 UJ	--	33 U
Indeno(1,2,3-c,d)pyrene			600	690	--	--	--	--	--
Isophorone					34 U	34 U	34 UJ	--	33 U
Naphthalene			2100	2100	--	--	--	--	--
Nitrobenzene					34 U	34 U	34 UJ	--	33 U
n-Nitrosodimethylamine					140 U	140 U	140 UJ	--	130 U
n-Nitrosodi-n-propylamine					34 U	34 U	34 UJ	--	33 U
n-Nitrosodiphenylamine			28	40	34 U	34 U	34 U	--	33 U
Pentachlorophenol	360	690	360	690	34 UJ	34 UJ	34 U	--	33 UJ
Phenanthrene			1500	1500	--	--	--	--	--
Phenol	420	1200	420	1200	140 U	140 U	140 UJ	--	130 U
Pyrene			2600	3300	--	--	--	--	--
Total Benzofluoranthenes (lab reported total)			3200	3600	--	--	--	--	--
Total Benzofluoranthenes (b,j,k) (U = 0)			3200	3600	--	--	--	--	--
Total cPAH TEQ (7 minimum CAEPA 2005) (U = 0)					--	--	--	--	--
Total HPAH (SMS) (U = 0)			12000	17000	--	--	--	--	--
Total LPAH (SMS) (U = 0)			5200	5200	--	--	--	--	--
Polycyclic Aromatic Hydrocarbons (mg/kg-OC)									

Table C-2
Sediment Data for North Beach PS Overflows

				Distance to CSO (ft)	208	816	993	1126	1203
				Location ID	NB_CSO96NB230S	NB_CSO96NB1000S	CARKEK98KSIV01	SHILSH	WPNT9497KSIV01
				Area	CentralBasinPugetSnd	CentralBasinPugetSnd	CentralBasinPugetSnd	CentralBasinPugetSnd	CentralBasinPugetSnd
				CSO	North Beach PS	North Beach PS	North Beach PS	North Beach PS	North Beach PS
				Task	NB_CSO96	NB_CSO96	CARKEK98	KESE0003	WPNT9497
				Sample ID	L9696-5	L9696-6	L14560-6	1228165	L9663-6
				Sample Date	10/15/1996	10/15/1996	12/09/1998	05/31/2001	10/15/1996
				Depth	0 - 2 cm	0 - 2 cm			0 - 10 cm
	SMS_Marine_SCO_SCUMII	SMS_Marine_CSL_SCUMII	AET_Marine_SCO_SCUMII	AET_Marine_CSL_SCUMII					
2-Methylnaphthalene	38	64			63 U	39 U	32 UJ	--	50 U
Acenaphthene	16	57			16 U	10 U	8.3 U	--	12 U
Acenaphthylene	66	66			20 U	10 U	10 U	--	20 U
Anthracene	220	1200			20 UJ	10 UJ	10 UJ	--	20 UJ
Benzo(a)anthracene	110	270			20 UJ	10 UJ	**25 J**	--	20 UJ
Benzo(a)pyrene	99	210			39 UJ	24 UJ	**23 J**	--	31 UJ
Benzo(b)fluoranthene					63 UJ	39 UJ	32 U	--	50 UJ
Benzo(g,h,i)perylene	31	78			39 UJ	24 UJ	20 UJ	--	31 UJ
Benzo(k)fluoranthene					63 UJ	39 UJ	32 U	--	50 UJ
Chrysene	110	460			20 UJ	10 UJ	**22.8**	--	20 UJ
Dibenzo(a,h)anthracene	12	33			63 U	39 U	32 U	--	50 U
Dibenzofuran	15	58			39 U	24 U	20 U	--	31 U
Fluoranthene	160	1200			20 UJ	**16**	**47.7**	--	**25 J**
Fluorene	23	79			20 UJ	10 UJ	10 UJ	--	20 UJ
Indeno(1,2,3-c,d)pyrene	34	88			39 UJ	24 UJ	20 UJ	--	31 UJ
Naphthalene	99	170			63 UJ	39 UJ	32 UJ	--	50 UJ
Phenanthrene	100	480			20 UJ	10 UJ	**29.5**	--	20 UJ
Pyrene	1000	1400			20 UJ	**16**	**46.9**	--	**30 J**
Total Benzofluoranthenes (b,j,k) (U = 0)	230	450			63 UJ	39 UJ	32 U	--	50 UJ
Total cPAH TEQ (7 minimum CAEPA 2005) (U = 0)					40 UJ	20 UJ	**26 J**	--	30 UJ
Total HPAH (SMS) (U = 0)	960	5300			60 UJ	**30 J**	**170 J**	--	**60 J**
Total LPAH (SMS) (U = 0)	370	780			60 UJ	40 UJ	**30 J**	--	50 UJ
Polycyclic Aromatic Hydrocarbons (µg/kg)									
2-Methylnaphthalene			670	670	55 U	55 U	54 UJ	--	53 U
Acenaphthene			500	500	14 U	14 U	14 U	--	13 U
Acenaphthylene			1300	1300	20 U	20 U	20 U	--	20 U
Anthracene			960	960	20 UJ	20 UJ	20 UJ	--	20 UJ
Benzo(a)anthracene			1300	1600	20 UJ	20 UJ	**43 J**	--	20 UJ
Benzo(a)pyrene			1600	1600	34 UJ	34 UJ	**39 J**	--	33 UJ
Benzo(b)fluoranthene					55 UJ	55 UJ	54 U	--	53 UJ
Benzo(g,h,i)perylene			670	720	34 UJ	34 UJ	34 UJ	--	33 UJ
Benzo(k)fluoranthene					55 UJ	55 UJ	54 U	--	53 UJ
Carbazole					34 U	34 U	34 U	--	33 U
Chrysene			1400	2800	20 UJ	20 UJ	**38.5**	--	20 UJ

Table C-2
Sediment Data for North Beach PS Overflows

				Distance to CSO (ft)	208	816	993	1126	1203
				Location ID	NB_CSO96NB230S	NB_CSO96NB1000S	CARKEK98KSIV01	SHILSH	WPNT9497KSIV01
				Area	CentralBasinPugetSnd	CentralBasinPugetSnd	CentralBasinPugetSnd	CentralBasinPugetSnd	CentralBasinPugetSnd
				CSO	North Beach PS	North Beach PS	North Beach PS	North Beach PS	North Beach PS
				Task	NB_CSO96	NB_CSO96	CARKEK98	KESE0003	WPNT9497
				Sample ID	L9696-5	L9696-6	L14560-6	1228165	L9663-6
				Sample Date	10/15/1996	10/15/1996	12/09/1998	05/31/2001	10/15/1996
				Depth	0 - 2 cm	0 - 2 cm			0 - 10 cm
	SMS_Marine_SCO_SCUMII	SMS_Marine_CSL_SCUMII	AET_Marine_SCO_SCUMII	AET_Marine_CSL_SCUMII					
Dibenzo(a,h)anthracene			230	230	55 U	55 U	54 U	--	53 U
Dibenzofuran			540	540	34 U	34 U	34 U	--	33 U
Fluoranthene			1700	2500	20 UJ	**22**	**80.6**	--	**27 J**
Fluorene			540	540	20 UJ	20 UJ	20 UJ	--	20 UJ
Indeno(1,2,3-c,d)pyrene			600	690	34 UJ	34 UJ	34 UJ	--	33 UJ
Naphthalene			2100	2100	55 UJ	55 UJ	54 UJ	--	53 UJ
Phenanthrene			1500	1500	20 UJ	20 UJ	**49.9**	--	20 UJ
Pyrene			2600	3300	20 UJ	**22**	**79.2**	--	**32 J**
Total Benzofluoranthenes (b,j,k) (U = 0)			3200	3600	55 UJ	55 UJ	54 U	--	53 UJ
Total cPAH TEQ (7 minimum CAEPA 2005) (U = 0)					34 UJ	34 UJ	**44 J**	--	33 UJ
Total HPAH (SMS) (U = 0)			12000	17000	55 UJ	**44 J**	**280 J**	--	**59 J**
Total LPAH (SMS) (U = 0)			5200	5200	55 UJ	55 UJ	**50 J**	--	53 UJ
Pesticides (µg/kg)									
4,4'-DDD (p,p'-DDD)					1.7 UJ	1.7 UJ	1.6 U	--	1.6 UJ
4,4'-DDE (p,p'-DDE)					1.7 UJ	1.7 UJ	1.6 UJ	--	1.6 UJ
4,4'-DDT (p,p'-DDT)					1.7 U	1.7 U	1.6 U	--	1.6 U
Aldrin					1.7 U	1.7 U	1.6 U	--	1.6 U
Chlordane					8.6 U	8.5 U	8.4 U	--	8.2 U
Dieldrin					1.7 U	1.7 U	1.6 U	--	1.6 U
Endosulfan					1.7 U	1.7 U	1.6 U	--	1.6 U
Endosulfan sulfate					1.7 U	1.7 U	1.6 U	--	1.6 U
Endrin					1.7 UJ	1.7 UJ	1.6 U	--	1.6 UJ
Endrin aldehyde					**-99999 R**	**-99999 R**	**-99999 R**	--	**-99999 R**
Heptachlor					1.7 U	1.7 U	1.6 U	--	1.6 U
Heptachlor epoxide					1.7 U	1.7 U	1.6 U	--	1.6 U
Hexachlorocyclohexane (BHC), alpha-					1.7 U	1.7 U	1.6 U	--	1.6 U
Hexachlorocyclohexane (BHC), beta-					1.7 U	1.7 U	1.6 U	--	1.6 U
Hexachlorocyclohexane (BHC), delta-					1.7 U	1.7 U	1.6 U	--	1.6 U
Hexachlorocyclohexane (BHC), gamma- (Lindane)					--	--	1.6 U	--	1.6 U
Hexachlorocyclohexane (tech grade)					1.7 U	1.7 U	--	--	--
Methoxychlor					8.6 U	8.5 U	8.4 U	--	8.2 U
Toxaphene					17 U	17 U	16 U	--	16 U
PCB Aroclors (mg/kg-OC)									
Total PCB Aroclors (SMS Marine 2013) (U = 0)	12	65			20 U	12 U	9.5 UJ	2.2 U	15 U

Table C-2
Sediment Data for North Beach PS Overflows

					Distance to CSO (ft)	208	816	993	1126	1203
					Location ID	NB_CSO96NB230S	NB_CSO96NB1000S	CARKEK98KSIV01	SHILSH	WPNT9497KSIV01
					Area	CentralBasinPugetSnd	CentralBasinPugetSnd	CentralBasinPugetSnd	CentralBasinPugetSnd	CentralBasinPugetSnd
					CSO	North Beach PS	North Beach PS	North Beach PS	North Beach PS	North Beach PS
					Task	NB_CSO96	NB_CSO96	CARKEK98	KESE0003	WPNT9497
					Sample ID	L9696-5	L9696-6	L14560-6	1228165	L9663-6
					Sample Date	10/15/1996	10/15/1996	12/09/1998	05/31/2001	10/15/1996
					Depth	0 - 2 cm	0 - 2 cm			0 - 10 cm
	SMS_Marine_SCO_SCUMII	SMS_Marine_CSL_SCUMII	AET_Marine_SCO_SCUMII	AET_Marine_CSL_SCUMII						
PCB Aroclors (µg/kg)										
Aroclor 1016						17 U	17 U	16 U	3.1 U	16 U
Aroclor 1221						17 U	17 U	16 U	3.1 U	16 U
Aroclor 1232						17 U	17 U	16 U	3.1 U	16 U
Aroclor 1242						17 U	17 U	16 U	3.1 U	16 U
Aroclor 1248						17 U	17 U	16 U	3.1 U	16 U
Aroclor 1254						17 U	17 U	16 UJ	3.1 U	16 U
Aroclor 1260						17 U	17 U	16 U	3.1 U	16 U
Aroclor 1262						--	--	--	--	--
Aroclor 1268						--	--	--	--	--
Total PCB Aroclors (SMS Marine 2013) (U = 0)			130	1000		17 U	17 U	16 UJ	3.1 U	16 U
Total Petroleum Hydrocarbons (mg/kg)										
Oil and grease						**575**	**270**	130 U	--	**290**

Notes:
TOC in range (0.5% - 3.5%)
Detected concentration is greater than SMS_Marine_SCO_SCUMII screening level
Detected concentration is greater than SMS_Marine_CSL_SCUMII screening level
TOC out of range
Detected concentration is greater than AET_Marine_SCO_SCUMII screening level
Detected concentration is greater than AET_Marine_CSL_SCUMII screening level
Bold = Detected result
J = Estimated value
U = Compound analyzed, but not detected above detection limit
UJ = Compound analyzed, but not detected above estimated detection limit
R = Rejected

Table C-3
Sediment Data for S Magnolia Overflow

					Distance to CSO (ft)	28	35	79	83	97	98	115
					Location ID	CSO13_CSO-MG-7	CSO11_CSO-MG-1	CSO11_CSO-MG-3	CSO11_CSO-MG-2	CSO11_CSO-MG-4	CSO11_CSO-MG-5	EBCHEMMG-01
					Area	CentralBasinPugetSnd	CentralBasinPugetSnd	CentralBasinPugetSnd	CentralBasinPugetSnd	CentralBasinPugetSnd	CentralBasinPugetSnd	CentralBasinPugetSnd
					CSO	S Magnolia	S Magnolia	S Magnolia	S Magnolia	S Magnolia	S Magnolia	S Magnolia
					Task	KC_CSO_2013	KC_CSO_2011	KC_CSO_2011	KC_CSO_2011	KC_CSO_2011	KC_CSO_2011	EBCHEM
					Sample ID	L57636-12	L53963-7	L53963-9	L53963-8	L53963-10	L53963-11	MG-01_19850926
					Sample Date	03/26/2013	08/29/2011	08/29/2011	08/29/2011	08/29/2011	08/29/2011	09/26/1985
					Depth	0 - 10 cm	0 - 8 cm	0 - 6 cm	0 - 5.5 cm	0 - 6 cm	0 - 6 cm	
	SMS_Marine_SCO_SCUMII	SMS_Marine_CSL_SCUMII	AET_Marine_SCO_SCUMII	AET_Marine_CSL_SCUMII								
Conventional Parameters (mg/kg)												
Ammonia						--	--	--	--	--	--	--
Nitrogen, total (nitrate, nitrite, Kjeldahl) (calculated)						--	--	--	--	--	--	**280**
Sulfide						--	--	--	--	--	--	7 U
Conventional Parameters (pct)												
Total organic carbon						**0.894**	**0.382**	**0.197**	**0.533**	**0.254**	**0.148**	**0.2 J**
Total solids						**73.6**	**75.6**	**75.5**	**75.3**	**75.9**	**78.8**	**76.2**
Total volatile solids						--	--	--	--	--	--	**1.01**
Grain Size (pct)												
Pebble						--	0.13 U	**1.3**	**30.8**	**0.2 J**	**1.7**	--
Gravel						**12.9**	--	--	--	--	--	--
Granule (very fine gravel)						--	**0.9 J**	0.13 U	**3.5**	**0.4 J**	0.12 U	--
Sand						**81.5**	--	--	--	--	--	**25.1**
Sand, very coarse						--	**2.7**	**1.1 J**	**7.3**	**1.7**	**0.3 J**	--
Sand, coarse						--	**3.8**	**2.4**	**4.3**	**2.3**	**1 J**	--
Sand, medium						--	**11.5**	**11.1**	**5.2**	**8.2**	**9.1**	--
Sand, fine						--	**51.8**	**51.8**	**23.9**	**53.3**	**56.2**	--
Sand, very fine						--	**21.3**	**22.6**	**14.9**	**25**	**22.8**	--
Silt						**3.2**	--	--	--	--	--	**70.3**
Silt, coarse						--	**3.5**	**4.5**	**4.4**	**4**	**3.5**	--
Silt, medium						--	**0.6 J**	**0.6 J**	**1.2**	**0.6 J**	**0.6 J**	--
Silt, fine						--	0.65 U	**0.6 J**	0.59 U	0.64 U	**0.6 J**	--
Silt, very fine						--	**0.6 J**	**0.6 J**	0.59 U	0.64 U	0.61 U	--
Total fines (Reported, not calculated)						--	--	--	--	--	--	--
Clay						**4.4**	--	--	--	--	--	**4.3**
Clay, coarse						--	0.65 U	0.64 U	**0.6 J**	**0.6 J**	0.61 U	--
Clay, medium						--	0.65 U	**1.3**	**0.6 J**	**1.3**	**1.2**	--
Clay, fine						--	**2.6**	**1.3**	**2.4**	**1.9**	**2.4**	--
Metals (mg/kg)												
Aluminum						--	--	--	--	--	--	--
Antimony						--	--	--	--	--	--	**5.18**
Arsenic	57	93	57	93		**2.9 J**	**2.6 J**	**2.6 J**	**3.2 J**	**2.6 J**	**3.3 J**	**4.17**
Barium						--	--	--	--	--	--	--
Beryllium						--	--	--	--	--	--	--
Cadmium	5.1	6.7	5.1	6.7		**0.15 J**	**0.19 J**	**0.16 J**	**0.24 J**	0.13 U	0.13 U	**0.12**
Calcium						--	--	--	--	--	--	--
Chromium	260	270	260	270		**18.5**	**16**	**16.6**	**16.7**	**18.3**	**17.1**	**254 J**
Cobalt						--	--	--	--	--	--	--
Copper	390	390	390	390		**25.7**	**18.3**	**9.15**	**14.5**	**8.33**	**7.3**	**16.3**
Iron						--	--	--	--	--	--	**26900**
Lead	450	530	450	530		**9.93**	**10.3**	**8.53**	**16.6**	**7.84**	**6.2 J**	**21.8**
Magnesium						--	--	--	--	--	--	--
Manganese						--	--	--	--	--	--	**700 J**
Mercury	0.41	0.59	0.41	0.59		**0.039 J**	**0.038 J**	**0.041 J**	**0.046 J**	**0.026 J**	**0.029 J**	**0.222 J**
Molybdenum						--	--	--	--	--	--	--
Nickel						--	--	--	--	--	--	**27.1**

Table C-3
Sediment Data for S Magnolia Overflow

					Distance to CSO (ft)	28	35	79	83	97	98	115
					Location ID	CSO13_CSO-MG-7	CSO11_CSO-MG-1	CSO11_CSO-MG-3	CSO11_CSO-MG-2	CSO11_CSO-MG-4	CSO11_CSO-MG-5	EBCHEMMG-01
					Area	CentralBasinPugetSnd	CentralBasinPugetSnd	CentralBasinPugetSnd	CentralBasinPugetSnd	CentralBasinPugetSnd	CentralBasinPugetSnd	CentralBasinPugetSnd
					CSO	S Magnolia	S Magnolia	S Magnolia	S Magnolia	S Magnolia	S Magnolia	S Magnolia
					Task	KC_CSO_2013	KC_CSO_2011	KC_CSO_2011	KC_CSO_2011	KC_CSO_2011	KC_CSO_2011	EBCHEM
					Sample ID	L57636-12	L53963-7	L53963-9	L53963-8	L53963-10	L53963-11	MG-01_19850926
					Sample Date	03/26/2013	08/29/2011	08/29/2011	08/29/2011	08/29/2011	08/29/2011	09/26/1985
					Depth	0 - 10 cm	0 - 8 cm	0 - 6 cm	0 - 5.5 cm	0 - 6 cm	0 - 6 cm	
	SMS_Marine_SCO_SCUMII	SMS_Marine_CSL_SCUMII	AET_Marine_SCO_SCUMII	AET_Marine_CSL_SCUMII								
Potassium					--	--	--	--	--	--	--	--
Selenium					--	--	--	--	--	--	--	0.12 U
Silicon					--	--	--	--	--	--	--	--
Silver	6.1	6.1	6.1	6.1	1.36 U	0.26 U	0.26 U	0.25 U	0.28 U	0.25 U	**0.034 J**	
Sodium					--	--	--	--	--	--	--	--
Thallium					--	--	--	--	--	--	--	--
Tin					--	--	--	--	--	--	--	--
Titanium					--	--	--	--	--	--	--	--
Vanadium					--	--	--	--	--	--	--	--
Zinc	410	960	410	960	**47.4**	**56**	**29.7**	**43.7**	**28.1**	**26.6**	**53.4 J**	
Organometallic Compounds (µg/kg)												
Butyltin (n-Butyltin)					--	--	--	--	--	--	--	--
Dibutyltin					--	--	--	--	--	--	--	--
Dibutyltin dichloride					--	--	--	--	--	--	--	--
Tetrabutyltin					--	--	--	--	--	--	--	--
Tributyltin					--	--	--	--	--	--	--	--
Tributyltin chloride					--	--	--	--	--	--	--	--
Tripentyltin chloride					--	--	--	--	--	--	--	--
Volatile Organics (mg/kg-OC)												
Hexachlorobutadiene (Hexachloro-1,3-butadiene)	3.9	6.2			--	--	--	--	--	--	--	1200 U
Volatile Organics (µg/kg)												
4-Nonylphenol					--	--	--	--	--	--	--	--
Chloroprene					--	--	--	--	--	--	--	2400 U
Dibutyl chlorendate					--	--	--	--	--	--	--	--
Hexachlorobutadiene (Hexachloro-1,3-butadiene)			11	120	--	--	--	--	--	--	--	2400 U
Semivolatile Organics (mg/kg-OC)												
1,2,4-Trichlorobenzene	0.81	1.8			0.162 U	0.2 U	0.4 U	0.1 U	0.3 U	0.45 U	110 U	
1,2-Dichlorobenzene	2.3	2.3			0.81 U	1.85 U	3.58 U	1.33 U	2.76 U	4.57 U	55 U	
1,4-Dichlorobenzene	3.1	9			1.22 U	2.77 U	5.38 U	1.99 U	4.13 U	6.89 U	55 U	
2-Methylnaphthalene	38	64			1.62 U	2 U	4 U	1 U	3 U	4.5 U	--	
Acenaphthene	16	57			1.62 U	2 U	4 U	1 U	3 U	4.5 U	--	
Acenaphthylene	66	66			1.62 U	2 U	4 U	1 U	3 U	4.5 U	--	
Anthracene	220	1200			**1 J**	2 U	**4.9 J**	**2.3 J**	**3.1 J**	**5.7 J**	--	
Benzo(a)anthracene	110	270			**3.4**	**7.51**	**15.5**	**8.61**	**16.7**	**16.5**	--	
Benzo(a)pyrene	99	210			**3.7**	**10.4**	**21.6**	**10.6**	**20.7**	**24.8**	--	
Benzo(b)fluoranthene					--	--	--	--	--	--	--	
Benzo(b,j,k)fluoranthenes					**8.45**	--	--	--	--	--	--	
Benzo(g,h,i)perylene	31	78			**2.17**	**4.58 J**	**9.8 J**	**5.46 J**	**10.7 J**	**8.8 J**	--	
Benzo(k)fluoranthene					--	--	--	--	--	--	--	
bis(2-Ethylhexyl)phthalate	47	78			**3 J**	29.8 UJ	21 UJ	35.1 UJ	18.7 UJ	26.4 UJ	--	
Butylbenzyl phthalate	4.9	64			1.22 U	2.77 U	5.38 U	1.99 U	**21.3 J**	6.89 U	**11 J**	
Chrysene	110	460			**5.38**	**7.41**	**14.1**	**8.95**	**20**	**15.6**	--	
Dibenzo(a,h)anthracene	12	33			1.62 U	**2.5 J**	**4.6 J**	**2.4 J**	**4.7 J**	**5.3 J**	--	
Dibenzofuran	15	58			1.62 U	2 U	4 U	1 U	3 U	4.5 U	--	
Diethyl phthalate	61	110			3.23 U	3.9 U	7.6 U	2.8 U	5.5 U	9.5 U	--	
Dimethyl phthalate	53	53			1.62 U	3.72 U	7.21 U	2.66 U	5.55 U	9.19 U	3.9 U	

Table C-3
Sediment Data for S Magnolia Overflow

					Distance to CSO (ft)	28	35	79	83	97	98	115
					Location ID	CSO13_CSO-MG-7	CSO11_CSO-MG-1	CSO11_CSO-MG-3	CSO11_CSO-MG-2	CSO11_CSO-MG-4	CSO11_CSO-MG-5	EBCHEMMG-01
					Area	CentralBasinPugetSnd	CentralBasinPugetSnd	CentralBasinPugetSnd	CentralBasinPugetSnd	CentralBasinPugetSnd	CentralBasinPugetSnd	CentralBasinPugetSnd
					CSO	S Magnolia	S Magnolia	S Magnolia	S Magnolia	S Magnolia	S Magnolia	S Magnolia
					Task	KC_CSO_2013	KC_CSO_2011	KC_CSO_2011	KC_CSO_2011	KC_CSO_2011	KC_CSO_2011	EBCHEM
					Sample ID	L57636-12	L53963-7	L53963-9	L53963-8	L53963-10	L53963-11	MG-01_19850926
					Sample Date	03/26/2013	08/29/2011	08/29/2011	08/29/2011	08/29/2011	08/29/2011	09/26/1985
					Depth	0 - 10 cm	0 - 8 cm	0 - 6 cm	0 - 5.5 cm	0 - 6 cm	0 - 6 cm	
	SMS_Marine_SCO_SCUMII	SMS_Marine_CSL_SCUMII	AET_Marine_SCO_SCUMII	AET_Marine_CSL_SCUMII								
Di-n-butyl phthalate	220	1700			3.23 U	15 UJ	9.6 UJ	4.3 UJ	8 UJ	13 UJ	--	
Di-n-octyl phthalate	58	4500			1.62 U	3.72 U	7.21 U	2.66 U	5.55 U	9.19 U	0.6 U	
Fluoranthene	160	1200			**6.62**	**11**	**21.7**	**14.2**	**37.4**	**22.4**	--	
Fluorene	23	79			1.62 U	2 U	4 U	1 U	3 U	4.5 U	--	
Hexachlorobenzene	0.38	2.3			0.162 U	0.2 U	0.4 U	0.1 U	0.3 U	0.45 U	31 U	
Hexachlorobutadiene (Hexachloro-1,3-butadiene)	3.9	6.2			0.81 U	0.94 U	1.8 U	0.68 U	1.4 U	2.3 U	--	
Indeno(1,2,3-c,d)pyrene	34	88			**2.16**	**6.15 J**	**12.6 J**	**6.15 J**	**13 J**	**13 J**	--	
Naphthalene	99	170			1.62 U	2 U	4 U	1 U	3 U	4.5 U	--	
n-Nitrosodiphenylamine	11	11			2.02 U	4.61 U	8.93 U	3.32 U	6.89 U	11.4 U	--	
Phenanthrene	100	480			**3.72**	**4.01**	**12.9**	**5.31**	**12**	**11**	--	
Pyrene	1000	1400			**5.89**	**9.63**	**19.1**	**12.6**	**30.3**	**20.1**	--	
Total Benzofluoranthenes (lab reported total)	230	450			--	**15.5**	**28.7**	**16.8**	**34.5**	**32.9**	--	
Total Benzofluoranthenes (b,j,k) (U = 0)	230	450			**8.45**	--	--	--	--	--	--	
Total cPAH TEQ (7 minimum CAEPA 2005) (U = 0)					**5.1**	**14 J**	**28 J**	**14 J**	**28 J**	**32 J**	--	
Total HPAH (SMS) (U = 0)	960	5300			**38**	**75 J**	**150 J**	**86 J**	**190 J**	**160 J**	--	
Total LPAH (SMS) (U = 0)	370	780			**4.7 J**	**4**	**20 J**	**8 J**	**20 J**	**17 J**	--	
Semivolatile Organics (µg/kg)												
1,2,4-Trichlorobenzene			31	51	1.45 U	0.7 U	0.7 U	0.7 U	0.7 U	0.67 U	220 U	
1,2-Dichlorobenzene			35	50	7.24 U	7.05 U	7.06 U	7.08 U	7.02 U	6.76 U	110 U	
1,2-Diphenylhydrazine					--	--	--	--	--	--	--	
1,3-Dichlorobenzene					--	--	--	--	--	--	110 U	
1,4-Dichlorobenzene			110	110	10.9 U	10.6 U	10.6 U	10.6 U	10.5 U	10.2 U	110 U	
1-Methylnaphthalene					--	--	--	--	--	--	--	
2,2'-Oxybis (1-chloropropane)					--	--	--	--	--	--	--	
2,4,5-Trichlorophenol					--	--	--	--	--	--	38 U	
2,4,6-Trichlorophenol					--	--	--	--	--	--	44 U	
2,4-Dichlorophenol					--	--	--	--	--	--	71 U	
2,4-Dimethylphenol	29	29	29	29	14.5 U	7 U	7 U	7 U	7 U	6.7 U	11 U	
2,4-Dinitrophenol					--	--	--	--	--	--	--	
2,4-Dinitrotoluene					--	--	--	--	--	--	--	
2,6-Dinitrotoluene					--	--	--	--	--	--	--	
2-Chloronaphthalene					--	--	--	--	--	--	16 U	
2-Chlorophenol					--	--	--	--	--	--	21 U	
2-Fluorobiphenyl					--	--	--	--	--	--	--	
2-Fluorophenol					--	--	--	--	--	--	--	
2-Methylnaphthalene			670	670	14.5 U	7 U	7 U	7 U	7 U	6.7 U	--	
2-Methylphenol (o-Cresol)	63	63	63	63	14.5 U	7 U	7 U	7 U	7 U	6.7 U	24 U	
2-Nitroaniline					--	--	--	--	--	--	--	
2-Nitrophenol					--	--	--	--	--	--	--	
3,3'-Dichlorobenzidine					--	--	--	--	--	--	--	
3-Nitroaniline					--	--	--	--	--	--	--	
4-Bromophenyl-phenyl ether					--	--	--	--	--	--	--	
4-Chloro-3-methylphenol					--	--	--	--	--	--	18 U	
4-Chloroaniline					--	--	--	--	--	--	--	
4-Chlorophenyl phenyl ether					--	--	--	--	--	--	--	
4-Methylphenol (p-Cresol)	670	670	670	670	72.4 U	36 U	36 U	36 U	36 U	34 U	25 U	

Table C-3
Sediment Data for S Magnolia Overflow

					Distance to CSO (ft)	28	35	79	83	97	98	115
					Location ID	CSO13_CSO-MG-7	CSO11_CSO-MG-1	CSO11_CSO-MG-3	CSO11_CSO-MG-2	CSO11_CSO-MG-4	CSO11_CSO-MG-5	EBCHEMMG-01
					Area	CentralBasinPugetSnd	CentralBasinPugetSnd	CentralBasinPugetSnd	CentralBasinPugetSnd	CentralBasinPugetSnd	CentralBasinPugetSnd	CentralBasinPugetSnd
					CSO	S Magnolia	S Magnolia	S Magnolia	S Magnolia	S Magnolia	S Magnolia	S Magnolia
					Task	KC_CSO_2013	KC_CSO_2011	KC_CSO_2011	KC_CSO_2011	KC_CSO_2011	KC_CSO_2011	EBCHEM
					Sample ID	L57636-12	L53963-7	L53963-9	L53963-8	L53963-10	L53963-11	MG-01_19850926
					Sample Date	03/26/2013	08/29/2011	08/29/2011	08/29/2011	08/29/2011	08/29/2011	09/26/1985
					Depth	0 - 10 cm	0 - 8 cm	0 - 6 cm	0 - 5.5 cm	0 - 6 cm	0 - 6 cm	
	SMS_Marine_SCO_SCUMII	SMS_Marine_CSL_SCUMII	AET_Marine_SCO_SCUMII	AET_Marine_CSL_SCUMII								
4-Nitroaniline						--	--	--	--	--	--	--
4-Nitrophenol						--	--	--	--	--	--	--
Acenaphthene			500	500		14.5 U	7 U	7 U	7 U	7 U	6.7 U	--
Acenaphthylene			1300	1300		14.5 U	7 U	7 U	7 U	7 U	6.7 U	--
Aniline						--	--	--	--	--	--	--
Anthracene			960	960		**9.1 J**	7 U	**9.7 J**	**12 J**	**7.9 J**	**8.5 J**	--
Benzidine						--	--	--	--	--	--	--
Benzo(a)anthracene			1300	1600		**30.4**	**28.7**	**30.6**	**45.9**	**42.4**	**24.4**	--
Benzo(a)pyrene			1600	1600		**33**	**39.9**	**42.5**	**56.7**	**52.7**	**36.7**	--
Benzo(b)fluoranthene						--	--	--	--	--	--	--
Benzo(b,j,k)fluoranthenes						**75.5**	--	--	--	--	--	--
Benzo(e)pyrene						--	--	--	--	--	--	--
Benzo(g,h,i)perylene			670	720		**19.4**	**17.5 J**	**19.3 J**	**29.1 J**	**27.3 J**	**13 J**	--
Benzo(k)fluoranthene						--	--	--	--	--	--	--
Benzoic acid	650	650	650	650		145 U	**181**	**159**	**234**	**177**	**157**	140 U
Benzyl alcohol	57	73	57	73		18.1 U	17.6 U	17.6 U	17.7 U	17.5 U	16.9 U	33 U
Biphenyl (1,1'-Biphenyl)						--	--	--	--	--	--	--
bis(2-Chloroethoxy)methane						--	--	--	--	--	--	--
bis(2-Chloroethyl)ether						--	--	--	--	--	--	--
bis(2-Ethylhexyl)phthalate			1300	3100		**27 J**	114 UJ	41.3 UJ	187 UJ	47.4 UJ	39.1 UJ	--
Butylbenzyl phthalate			63	900		10.9 U	10.6 U	10.6 U	10.6 U	**54.2 J**	10.2 U	**22 J**
Carbazole						--	--	--	--	--	--	--
Chlorinated Benzenes						--	--	--	--	--	--	61 U
Cholesterol						--	--	--	--	--	--	--
Chrysene			1400	2800		**48.1**	**28.3**	**27.8**	**47.7**	**52**	**23.1**	--
Coprostanol (Cholestan-3-ol (3B, 5B))						--	--	--	--	--	--	--
Dibenzo(a,h)anthracene			230	230		14.5 U	**9.4 J**	**9.1 J**	**13 J**	**12 J**	**7.9 J**	--
Dibenzofuran			540	540		14.5 U	7 U	7 U	7 U	7 U	6.7 U	--
Diethyl phthalate			200	1200		28.9 U	15 U	15 U	15 U	14 U	14 U	--
Dimethyl phthalate			71	160		14.5 U	14.2 U	14.2 U	14.2 U	14.1 U	13.6 U	7.7 U
Di-n-butyl phthalate			1400	1400		28.9 U	57.4 UJ	19 UJ	23 UJ	20 UJ	19 UJ	--
Dinitro-o-cresol (4,6-Dinitro-2-methylphenol)						--	--	--	--	--	--	--
Di-n-octyl phthalate			6200	6200		14.5 U	14.2 U	14.2 U	14.2 U	14.1 U	13.6 U	1.2 U
Fluoranthene			1700	2500		**59.2**	**42.1**	**42.8**	**75.7**	**95.1**	**33.1**	--
Fluorene			540	540		14.5 U	7 U	7 U	7 U	7 U	6.7 U	--
Hexachlorobenzene			22	70		1.45 U	0.7 U	0.7 U	0.7 U	0.7 U	0.67 U	61 U
Hexachlorobutadiene (Hexachloro-1,3-butadiene)			11	120		7.24 U	3.6 U	3.6 U	3.6 U	3.6 U	3.4 U	--
Hexachlorocyclopentadiene						--	--	--	--	--	--	--
Hexachloroethane						--	--	--	--	--	--	--
Indeno(1,2,3-c,d)pyrene			600	690		**19.3**	**23.5 J**	**24.8 J**	**32.8 J**	**33.1 J**	**19 J**	--
Isophorone						--	--	--	--	--	--	18 U
Naphthalene			2100	2100		14.5 U	7 U	7 U	7 U	7 U	6.7 U	--
Nitrobenzene						--	--	--	--	--	--	--
n-Nitrosodimethylamine						--	--	--	--	--	--	--
n-Nitrosodi-n-propylamine						--	--	--	--	--	--	--
n-Nitrosodiphenylamine			28	40		18.1 U	17.6 U	17.6 U	17.7 U	17.5 U	16.9 U	--

Table C-3
Sediment Data for S Magnolia Overflow

					Distance to CSO (ft)	28	35	79	83	97	98	115
					Location ID	CSO13_CSO-MG-7	CSO11_CSO-MG-1	CSO11_CSO-MG-3	CSO11_CSO-MG-2	CSO11_CSO-MG-4	CSO11_CSO-MG-5	EBCHEMMG-01
					Area	CentralBasinPugetSnd	CentralBasinPugetSnd	CentralBasinPugetSnd	CentralBasinPugetSnd	CentralBasinPugetSnd	CentralBasinPugetSnd	CentralBasinPugetSnd
					CSO	S Magnolia	S Magnolia	S Magnolia	S Magnolia	S Magnolia	S Magnolia	S Magnolia
					Task	KC_CSO_2013	KC_CSO_2011	KC_CSO_2011	KC_CSO_2011	KC_CSO_2011	KC_CSO_2011	EBCHEM
					Sample ID	L57636-12	L53963-7	L53963-9	L53963-8	L53963-10	L53963-11	MG-01_19850926
					Sample Date	03/26/2013	08/29/2011	08/29/2011	08/29/2011	08/29/2011	08/29/2011	09/26/1985
					Depth	0 - 10 cm	0 - 8 cm	0 - 6 cm	0 - 5.5 cm	0 - 6 cm	0 - 6 cm	
	SMS_Marine_SCO_SCUMII	SMS_Marine_CSL_SCUMII	AET_Marine_SCO_SCUMII	AET_Marine_CSL_SCUMII								
Pentachlorophenol	360	690	360	690	109 U	106 U	106 U	106 U	105 U	102 U	120 U	
Perylene					--	--	--	--	--	--	--	
Phenanthrene			1500	1500	**33.3**	**15.3**	**25.4**	**28.3**	**31**	**17**	--	
Phenol	420	1200	420	1200	109 U	36 U	36 U	36 U	36 U	34 U	46 U	
Pyrene			2600	3300	**52.7**	**36.8**	**37.6**	**67.2**	**76.9**	**29.8**	--	
Total Benzofluoranthenes (lab reported total)			3200	3600	--	**59.1**	**56.6**	**89.4**	**87.6**	**48.7**	--	
Total Benzofluoranthenes (b,j,k) (U = 0)			3200	3600	**75.5**	--	--	--	--	--	--	
Total cPAH TEQ (7 minimum CAEPA 2005) (U = 0)					**46**	**52 J**	**55 J**	**75 J**	**71 J**	**47 J**	--	
Total HPAH (SMS) (U = 0)			12000	17000	**340**	**290 J**	**290 J**	**460 J**	**480 J**	**240 J**	--	
Total LPAH (SMS) (U = 0)			5200	5200	**42 J**	**15**	**35 J**	**40 J**	**39 J**	**26 J**	--	
Polycyclic Aromatic Hydrocarbons (mg/kg-OC)												
2-Methylnaphthalene	38	64			--	--	--	--	--	--	14 U	
Acenaphthene	16	57			--	--	--	--	--	--	6 U	
Acenaphthylene	66	66			--	--	--	--	--	--	5.5 U	
Anthracene	220	1200			--	--	--	--	--	--	**6.5 J**	
Benzo(a)anthracene	110	270			--	--	--	--	--	--	**11 J**	
Benzo(a)pyrene	99	210			--	--	--	--	--	--	**8.5 J**	
Benzo(b)fluoranthene					--	--	--	--	--	--	**9.5 J**	
Benzo(g,h,i)perylene	31	78			--	--	--	--	--	--	**4 J**	
Benzo(k)fluoranthene					--	--	--	--	--	--	**10 J**	
Chrysene	110	460			--	--	--	--	--	--	**22 J**	
Dibenzo(a,h)anthracene	12	33			--	--	--	--	--	--	2.7 U	
Dibenzofuran	15	58			--	--	--	--	--	--	4.5 U	
Fluoranthene	160	1200			--	--	--	--	--	--	**26 J**	
Fluorene	23	79			--	--	--	--	--	--	5 U	
Indeno(1,2,3-c,d)pyrene	34	88			--	--	--	--	--	--	**5 J**	
Naphthalene	99	170			--	--	--	--	--	--	20 U	
Phenanthrene	100	480			--	--	--	--	--	--	**21 J**	
Pyrene	1000	1400			--	--	--	--	--	--	**30 J**	
Total Benzofluoranthenes (b,j,k) (U = 0)	230	450			--	--	--	--	--	--	**20 J**	
Total cPAH TEQ (7 minimum CAEPA 2005) (U = 0)					--	--	--	--	--	--	**10 J**	
Total HPAH (SMS) (U = 0)	960	5300			--	--	--	--	--	--	**100 J**	
Total LPAH (SMS) (U = 0)	370	780			--	--	--	--	--	--	**30 J**	
Polycyclic Aromatic Hydrocarbons (µg/kg)												
1-Methylnaphthalene					--	--	--	--	--	--	--	
1-Methylphenanthrene					--	--	--	--	--	--	--	
2,3,5-Trimethylnaphthalene (1,6,7-Trimethylnaphthalene)					--	--	--	--	--	--	--	
2,6-Dimethylnaphthalene					--	--	--	--	--	--	--	
2-Methylnaphthalene			670	670	--	--	--	--	--	--	28 U	
2-Methylphenanthrene					--	--	--	--	--	--	--	
Acenaphthene			500	500	--	--	--	--	--	--	12 U	
Acenaphthylene			1300	1300	--	--	--	--	--	--	11 U	
Anthracene			960	960	--	--	--	--	--	--	**13 J**	
Benzo(a)anthracene			1300	1600	--	--	--	--	--	--	**21 J**	
Benzo(a)pyrene			1600	1600	--	--	--	--	--	--	**17 J**	
Benzo(b)fluoranthene					--	--	--	--	--	--	**19 J**	

Table C-3
Sediment Data for S Magnolia Overflow

					Distance to CSO (ft)	28	35	79	83	97	98	115
					Location ID	CSO13_CSO-MG-7	CSO11_CSO-MG-1	CSO11_CSO-MG-3	CSO11_CSO-MG-2	CSO11_CSO-MG-4	CSO11_CSO-MG-5	EBCHEMMG-01
					Area	CentralBasinPugetSnd	CentralBasinPugetSnd	CentralBasinPugetSnd	CentralBasinPugetSnd	CentralBasinPugetSnd	CentralBasinPugetSnd	CentralBasinPugetSnd
					CSO	S Magnolia	S Magnolia	S Magnolia	S Magnolia	S Magnolia	S Magnolia	S Magnolia
					Task	KC_CSO_2013	KC_CSO_2011	KC_CSO_2011	KC_CSO_2011	KC_CSO_2011	KC_CSO_2011	EBCHEM
					Sample ID	L57636-12	L53963-7	L53963-9	L53963-8	L53963-10	L53963-11	MG-01_19850926
					Sample Date	03/26/2013	08/29/2011	08/29/2011	08/29/2011	08/29/2011	08/29/2011	09/26/1985
					Depth	0 - 10 cm	0 - 8 cm	0 - 6 cm	0 - 5.5 cm	0 - 6 cm	0 - 6 cm	
	SMS_Marine_SCO_SCUMII	SMS_Marine_CSL_SCUMII	AET_Marine_SCO_SCUMII	AET_Marine_CSL_SCUMII								
Benzo(e)pyrene					--	--	--	--	--	--	--	--
Benzo(g,h,i)perylene			670	720	--	--	--	--	--	--	**8 J**
Benzo(k)fluoranthene					--	--	--	--	--	--	**20 J**
Carbazole					--	--	--	--	--	--	--
Chrysene			1400	2800	--	--	--	--	--	--	**43 J**
Dibenzo(a,h)anthracene			230	230	--	--	--	--	--	--	5.3 U
Dibenzofuran			540	540	--	--	--	--	--	--	8.9 U
Dibenzothiophene					--	--	--	--	--	--	--
Fluoranthene			1700	2500	--	--	--	--	--	--	**52 J**
Fluorene			540	540	--	--	--	--	--	--	10 U
Indeno(1,2,3-c,d)pyrene			600	690	--	--	--	--	--	--	**9 J**
Naphthalene			2100	2100	--	--	--	--	--	--	39 U
Perylene					--	--	--	--	--	--	--
Phenanthrene			1500	1500	--	--	--	--	--	--	**41 J**
Pyrene			2600	3300	--	--	--	--	--	--	**59 J**
Retene					--	--	--	--	--	--	--
Total PAH (reported, not calculated)					--	--	--	--	--	--	--
Total Benzofluoranthenes (b,j,k) (U = 0)			3200	3600	--	--	--	--	--	--	**39 J**
Total cPAH TEQ (7 minimum CAEPA 2005) (U = 0)					--	--	--	--	--	--	**24 J**
Total HPAH (SMS) (U = 0)			12000	17000	--	--	--	--	--	--	**250 J**
Total LPAH (SMS) (U = 0)			5200	5200	--	--	--	--	--	--	**54 J**
Alkylated Polycyclic Aromatic Hydrocarbons (µg/kg)												
C1-Chrysenes					--	--	--	--	--	--	--
C1-Dibenzothiophenes					--	--	--	--	--	--	--
C1-Fluoranthenes/Pyrenes					--	--	--	--	--	--	--
C1-Fluorenes					--	--	--	--	--	--	--
C1-Naphthalenes					--	--	--	--	--	--	--
C1-Phenanthrenes/Anthracenes					--	--	--	--	--	--	--
C2-Chrysenes					--	--	--	--	--	--	--
C2-Dibenzothiophenes					--	--	--	--	--	--	--
C2-Fluorenes					--	--	--	--	--	--	--
C2-Naphthalenes					--	--	--	--	--	--	--
C2-Phenanthrenes/Anthracenes					--	--	--	--	--	--	--
C3-Chrysenes					--	--	--	--	--	--	--
C3-Dibenzothiophenes					--	--	--	--	--	--	--
C3-Fluorenes					--	--	--	--	--	--	--
C3-Naphthalenes					--	--	--	--	--	--	--
C3-Phenanthrenes/Anthracenes					--	--	--	--	--	--	--
C4-Chrysenes					--	--	--	--	--	--	--
C4-Naphthalenes					--	--	--	--	--	--	--
C4-Phenanthrenes/Anthracenes					--	--	--	--	--	--	--
Pesticides (µg/kg)												
2,4'-DDD (o,p'-DDD)					--	--	--	--	--	--	--
2,4'-DDE (o,p'-DDE)					--	--	--	--	--	--	--
2,4'-DDT (o,p'-DDT)					--	--	--	--	--	--	--
4,4'-DDD (p,p'-DDD)					--	--	--	--	--	--	1.7 U

Table C-3
Sediment Data for S Magnolia Overflow

					Distance to CSO (ft)	28	35	79	83	97	98	115
					Location ID	CSO13_CSO-MG-7	CSO11_CSO-MG-1	CSO11_CSO-MG-3	CSO11_CSO-MG-2	CSO11_CSO-MG-4	CSO11_CSO-MG-5	EBCHEMMG-01
					Area	CentralBasinPugetSnd	CentralBasinPugetSnd	CentralBasinPugetSnd	CentralBasinPugetSnd	CentralBasinPugetSnd	CentralBasinPugetSnd	CentralBasinPugetSnd
					CSO	S Magnolia	S Magnolia	S Magnolia	S Magnolia	S Magnolia	S Magnolia	S Magnolia
					Task	KC_CSO_2013	KC_CSO_2011	KC_CSO_2011	KC_CSO_2011	KC_CSO_2011	KC_CSO_2011	EBCHEM
					Sample ID	L57636-12	L53963-7	L53963-9	L53963-8	L53963-10	L53963-11	MG-01_19850926
					Sample Date	03/26/2013	08/29/2011	08/29/2011	08/29/2011	08/29/2011	08/29/2011	09/26/1985
					Depth	0 - 10 cm	0 - 8 cm	0 - 6 cm	0 - 5.5 cm	0 - 6 cm	0 - 6 cm	
	SMS_Marine_SCO_SCUMII	SMS_Marine_CSL_SCUMII	AET_Marine_SCO_SCUMII	AET_Marine_CSL_SCUMII								
4,4'-DDE (p,p'-DDE)						--	--	--	--	--	--	1.1 U
4,4'-DDT (p,p'-DDT)						--	--	--	--	--	--	1.4 U
Aldrin						--	--	--	--	--	--	1 U
Chlordane						--	--	--	--	--	--	18 U
Chlordane, alpha- (Chlordane, cis-)						--	--	--	--	--	--	--
Chlordane, beta- (Chlordane, trans-)						--	--	--	--	--	--	--
Chlorpyrifos						--	--	--	--	--	--	--
Dieldrin						--	--	--	--	--	--	1.4 U
Endosulfan						--	--	--	--	--	--	--
Endosulfan sulfate						--	--	--	--	--	--	--
Endosulfan, alpha- (I)						--	--	--	--	--	--	--
Endosulfan, beta (II)						--	--	--	--	--	--	--
Endrin						--	--	--	--	--	--	1.4 U
Endrin aldehyde						--	--	--	--	--	--	1.9 U
Endrin ketone						--	--	--	--	--	--	--
Heptachlor						--	--	--	--	--	--	0.94 U
Heptachlor epoxide						--	--	--	--	--	--	--
Hexachlorocyclohexane (BHC), alpha-						--	--	--	--	--	--	0.59 U
Hexachlorocyclohexane (BHC), beta-						--	--	--	--	--	--	1.5 U
Hexachlorocyclohexane (BHC), delta-						--	--	--	--	--	--	0.78 U
Hexachlorocyclohexane (BHC), gamma- (Lindane)						--	--	--	--	--	--	0.68 U
Hexachlorocyclohexane (tech grade)						--	--	--	--	--	--	--
Methoxychlor						--	--	--	--	--	--	--
Mirex						--	--	--	--	--	--	--
Nonachlor, cis-						--	--	--	--	--	--	--
Nonachlor, trans-						--	--	--	--	--	--	--
Oxychlordane						--	--	--	--	--	--	--
Tetrachloro-m-xylene						--	--	--	--	--	--	--
Total 2,4' and 4,4'-DDD,-DDE,-DDT (reported, not calculated)						--	--	--	--	--	--	**4.2 J**
Toxaphene						--	--	--	--	--	--	--
Dioxin Furans (ng/kg)												
2,3,7,8-Tetrachlorodibenzo-p-dioxin (TCDD)						--	--	--	--	--	--	--
1,2,3,7,8-Pentachlorodibenzo-p-dioxin (PeCDD)						--	--	--	--	--	--	--
1,2,3,4,7,8-Hexachlorodibenzo-p-dioxin (HxCDD)						--	--	--	--	--	--	--
1,2,3,6,7,8-Hexachlorodibenzo-p-dioxin (HxCDD)						--	--	--	--	--	--	--
1,2,3,7,8,9-Hexachlorodibenzo-p-dioxin (HxCDD)						--	--	--	--	--	--	--
1,2,3,4,6,7,8-Heptachlorodibenzo-p-dioxin (HpCDD)						--	--	--	--	--	--	--
1,2,3,4,6,7,8,9-Octachlorodibenzo-p-dioxin (OCDD)						--	--	--	--	--	--	--
2,3,7,8-Tetrachlorodibenzofuran (TCDF)						--	--	--	--	--	--	--
1,2,3,7,8-Pentachlorodibenzofuran (PeCDF)						--	--	--	--	--	--	--
2,3,4,7,8-Pentachlorodibenzofuran (PeCDF)						--	--	--	--	--	--	--
1,2,3,4,7,8-Hexachlorodibenzofuran (HxCDF)						--	--	--	--	--	--	--
1,2,3,6,7,8-Hexachlorodibenzofuran (HxCDF)						--	--	--	--	--	--	--
1,2,3,7,8,9-Hexachlorodibenzofuran (HxCDF)						--	--	--	--	--	--	--
2,3,4,6,7,8-Hexachlorodibenzofuran (HxCDF)						--	--	--	--	--	--	--
1,2,3,4,6,7,8-Heptachlorodibenzofuran (HpCDF)						--	--	--	--	--	--	--

Table C-3
Sediment Data for S Magnolia Overflow

					Distance to CSO (ft)	28	35	79	83	97	98	115
					Location ID	CSO13_CSO-MG-7	CSO11_CSO-MG-1	CSO11_CSO-MG-3	CSO11_CSO-MG-2	CSO11_CSO-MG-4	CSO11_CSO-MG-5	EBCHEMMG-01
					Area	CentralBasinPugetSnd	CentralBasinPugetSnd	CentralBasinPugetSnd	CentralBasinPugetSnd	CentralBasinPugetSnd	CentralBasinPugetSnd	CentralBasinPugetSnd
					CSO	S Magnolia	S Magnolia	S Magnolia	S Magnolia	S Magnolia	S Magnolia	S Magnolia
					Task	KC_CSO_2013	KC_CSO_2011	KC_CSO_2011	KC_CSO_2011	KC_CSO_2011	KC_CSO_2011	EBCHEM
					Sample ID	L57636-12	L53963-7	L53963-9	L53963-8	L53963-10	L53963-11	MG-01_19850926
					Sample Date	03/26/2013	08/29/2011	08/29/2011	08/29/2011	08/29/2011	08/29/2011	09/26/1985
					Depth	0 - 10 cm	0 - 8 cm	0 - 6 cm	0 - 5.5 cm	0 - 6 cm	0 - 6 cm	
	SMS_Marine_SCO_SCUMII	SMS_Marine_CSL_SCUMII	AET_Marine_SCO_SCUMII	AET_Marine_CSL_SCUMII								
1,2,3,4,7,8,9-Heptachlorodibenzofuran (HpCDF)						--	--	--	--	--	--	--
1,2,3,4,6,7,8,9-Octachlorodibenzofuran (OCDF)						--	--	--	--	--	--	--
Dioxin Furans (mg/kg-OC)												
Total Dioxin/Furan TEQ 2005 (Mammal) (U = 0)						--	--	--	--	--	--	--
Dioxin Furans (ng/kg)												
Total Dioxin/Furan TEQ 2005 (Mammal) (U = 0)						--	--	--	--	--	--	--
PCB Aroclors (mg/kg-OC)												
Total PCB Aroclors (SMS Marine 2013) (U = 0)	12	65				**0.8 J**	**0.63 J**	**2.5 J**	**1.4 J**	**2.1 J**	**3 J**	--
PCB Aroclors (µg/kg)												
Aroclor 1016						10.9 U	2.6 U	2.6 U	2.7 U	2.6 U	2.5 U	--
Aroclor 1221						10.9 U	5.3 U	5.3 U	5.3 U	5.3 U	5.1 U	--
Aroclor 1232						10.9 U	5.3 U	5.3 U	5.3 U	5.3 U	5.1 U	--
Aroclor 1242						10.9 U	2.6 U	2.6 U	2.7 U	2.6 U	2.5 U	--
Aroclor 1248						10.9 U	2.6 U	2.6 U	2.7 U	2.6 U	2.5 U	--
Aroclor 1254						**4.2 J**	2.6 U	**2.5 J**	**4.8 J**	**2.9 J**	**2.7 J**	--
Aroclor 1260						**3 J**	**2.4 J**	**2.5 J**	**2.5 J**	**2.4 J**	**2 J**	--
Aroclor 1262						--	--	--	--	--	--	--
Aroclor 1268						--	--	--	--	--	--	--
Total PCB (reported, not calculated)						--	--	--	--	--	--	--
Total PCB Aroclors (SMS Marine 2013) (U = 0)			130	1000		**7.2 J**	**2.4 J**	**5 J**	**7.3 J**	**5.3 J**	**4.7 J**	--
PCB Congeners (ng/kg)												
PCB-008						--	--	--	--	--	--	--
PCB-018						--	--	--	--	--	--	--
PCB-028						--	--	--	--	--	--	--
PCB-044						--	--	--	--	--	--	--
PCB-052						--	--	--	--	--	--	--
PCB-066						--	--	--	--	--	--	--
PCB-077						--	--	--	--	--	--	--
PCB-101						--	--	--	--	--	--	--
PCB-105						--	--	--	--	--	--	--

Table C-3
Sediment Data for S Magnolia Overflow

					Distance to CSO (ft)	28	35	79	83	97	98	115
					Location ID	CSO13_CSO-MG-7	CSO11_CSO-MG-1	CSO11_CSO-MG-3	CSO11_CSO-MG-2	CSO11_CSO-MG-4	CSO11_CSO-MG-5	EBCHEMMG-01
					Area	CentralBasinPugetSnd	CentralBasinPugetSnd	CentralBasinPugetSnd	CentralBasinPugetSnd	CentralBasinPugetSnd	CentralBasinPugetSnd	CentralBasinPugetSnd
					CSO	S Magnolia	S Magnolia	S Magnolia	S Magnolia	S Magnolia	S Magnolia	S Magnolia
					Task	KC_CSO_2013	KC_CSO_2011	KC_CSO_2011	KC_CSO_2011	KC_CSO_2011	KC_CSO_2011	EBCHEM
					Sample ID	L57636-12	L53963-7	L53963-9	L53963-8	L53963-10	L53963-11	MG-01_19850926
					Sample Date	03/26/2013	08/29/2011	08/29/2011	08/29/2011	08/29/2011	08/29/2011	09/26/1985
					Depth	0 - 10 cm	0 - 8 cm	0 - 6 cm	0 - 5.5 cm	0 - 6 cm	0 - 6 cm	
	SMS_Marine_SCO_SCUMII	SMS_Marine_CSL_SCUMII	AET_Marine_SCO_SCUMII	AET_Marine_CSL_SCUMII								
PCB-118						--	--	--	--	--	--	--
PCB-126						--	--	--	--	--	--	--
PCB-128						--	--	--	--	--	--	--
PCB-138						--	--	--	--	--	--	--
PCB-153						--	--	--	--	--	--	--
PCB-169						--	--	--	--	--	--	--
PCB-170						--	--	--	--	--	--	--
PCB-180						--	--	--	--	--	--	--
PCB-187						--	--	--	--	--	--	--
PCB-195						--	--	--	--	--	--	--
PCB-206						--	--	--	--	--	--	--
PCB-209						--	--	--	--	--	--	--
Polybrominated biphenyls (ng/kg)												
2,4,5,2',4',5'-Hexabromobiphenyl						--	--	--	--	--	--	--
Polybrominated biphenyls (PBB)						--	--	--	--	--	--	--
Polybrominated diphenyl ethers (ng/kg)												
PBDE-047						--	--	--	--	--	--	--
PBDE-049						--	--	--	--	--	--	--
PBDE-066						--	--	--	--	--	--	--
PBDE-071						--	--	--	--	--	--	--
PBDE-099						--	--	--	--	--	--	--
PBDE-100						--	--	--	--	--	--	--
PBDE-138						--	--	--	--	--	--	--
PBDE-153						--	--	--	--	--	--	--
PBDE-154						--	--	--	--	--	--	--
PBDE-183						--	--	--	--	--	--	--
PBDE-184						--	--	--	--	--	--	--
PBDE-191						--	--	--	--	--	--	--
PBDE-209						--	--	--	--	--	--	--
Total Petroleum Hydrocarbons (mg/kg)												
Oil and grease						--	--	--	--	--	--	**47**
Pharmaceuticals and Personal Care Products (µg/kg)												
Caffeine						--	--	--	--	--	--	--

Table C-3
Sediment Data for S Magnolia Overflow

				Distance to CSO (ft)	154	366	366	366	366	366	408
				Location ID	CSO11_CSO-MG-6	PSAMP/NOAA-176	URBANWATERS-176	URBANWATERS-176	UWI2007-176	UWI2007-176	TPPSS0030
				Area	CentralBasinPugetSnd	CentralBasinPugetSnd	CentralBasinPugetSnd	CentralBasinPugetSnd	CentralBasinPugetSnd	CentralBasinPugetSnd	CentralBasinPugetSnd
				CSO	S Magnolia	S Magnolia	S Magnolia	S Magnolia	S Magnolia	S Magnolia	S Magnolia
				Task	KC_CSO_2011	PSAMPNOA	UWI_EB07	UWI_EB07	UWI2007	UWI2007	TPPS
				Sample ID	L53963-12	98259045	EB-176_20070618_0-10CM	EB-176_20070618_0-2CM	07-17474-LM43R	7254319_20070618	S0030_19811123
				Sample Date	08/29/2011	06/16/1998	06/18/2007	06/18/2007	06/18/2007	06/18/2007	11/23/1981
				Depth	0 - 7 cm	0 - 3 cm	0 - 10 cm	0 - 2 cm	0 - 3 cm	0 - 3 cm	
	SMS_Marine_SCO_SCUMII	SMS_Marine_CSL_SCUMII	AET_Marine_SCO_SCUMII	AET_Marine_CSL_SCUMII							
Conventional Parameters (mg/kg)											
Ammonia					--	--	--	--	--	--	--
Nitrogen, total (nitrate, nitrite, Kjeldahl) (calculated)					--	--	--	--	--	--	--
Sulfide					--	--	--	--	--	--	--
Conventional Parameters (pct)											
Total organic carbon					**0.21**	**0.33**	**0.35**	--	--	**0.4**	--
Total solids					**75.8**	**69.5**	**78.2**	--	--	--	--
Total volatile solids					--	--	--	--	--	--	--
Grain Size (pct)											
Pebble					0.13 U	--	--	--	--	--	--
Gravel					--	**0.85**	**0.7**	--	**0.3**	--	--
Granule (very fine gravel)					0.13 U	--	--	--	--	--	--
Sand					--	**89.17**	--	--	**90.4**	--	--
Sand, very coarse					0.13 U	--	**1.1**	--	--	--	--
Sand, coarse					**0.4 J**	--	**6.7**	--	--	--	--
Sand, medium					**6.2**	--	**45.9**	--	--	--	--
Sand, fine					**65.1**	--	**32.3**	--	--	--	--
Sand, very fine					**21.2**	--	**3.6**	--	--	--	--
Silt					--	**6.12**	--	--	**6**	--	--
Silt, coarse					**2.5**	--	**1.5**	--	--	--	--
Silt, medium					0.63 U	--	**1.4**	--	--	--	--
Silt, fine					**0.6 J**	--	**1.2**	--	--	--	--
Silt, very fine					0.63 U	--	**1.3**	--	--	--	--
Total fines (Reported, not calculated)					--	--	--	--	--	--	--
Clay					--	**3.86**	--	--	**3.3**	--	--
Clay, coarse					0.63 U	--	**1.1**	--	--	--	--
Clay, medium					**0.6 J**	--	**1.3**	--	--	--	--
Clay, fine					**2.5**	--	**1.9**	--	--	--	--
Metals (mg/kg)											
Aluminum					--	**6510**	--	--	--	--	--
Antimony					--	**0.74**	--	--	--	--	0.3 U
Arsenic	57	93	57	93	**3 J**	**4**	**3.49**	--	--	**3.56**	**3.4**
Barium					--	**403**	--	--	--	--	--
Beryllium					--	**0.91**	--	--	--	--	**0.18**
Cadmium	5.1	6.7	5.1	6.7	**0.13 J**	0.1 U	**0.13**	--	--	**0.11**	**0.07**
Calcium					--	**22200**	--	--	--	--	--
Chromium	260	270	260	270	**17.5**	**70.4**	**26.7**	--	--	**21.6**	**22**
Cobalt					--	**8**	--	--	--	--	--
Copper	390	390	390	390	**7.48**	**18.6**	**25**	--	--	**17.1**	**4.2**
Iron					--	**23400**	--	--	--	--	**8200**
Lead	450	530	450	530	**6.79**	**20.8**	**20.8**	--	--	**16.8**	**4.6**
Magnesium					--	**10300**	--	--	--	--	--
Manganese					--	**518**	--	--	--	--	**120**
Mercury	0.41	0.59	0.41	0.59	**0.033 J**	**0.124**	--	--	--	**0.116**	0.05 U
Molybdenum					--	--	--	--	--	--	--
Nickel					--	**33**	**25.2**	--	--	**20.7**	**15**

Table C-3
Sediment Data for S Magnolia Overflow

					Distance to CSO (ft)	154	366	366	366	366	366	408
					Location ID	CSO11_CSO-MG-6	PSAMP/NOAA-176	URBANWATERS-176	URBANWATERS-176	UWI2007-176	UWI2007-176	TPPSS0030
					Area	CentralBasinPugetSnd	CentralBasinPugetSnd	CentralBasinPugetSnd	CentralBasinPugetSnd	CentralBasinPugetSnd	CentralBasinPugetSnd	CentralBasinPugetSnd
					CSO	S Magnolia	S Magnolia	S Magnolia	S Magnolia	S Magnolia	S Magnolia	S Magnolia
					Task	KC_CSO_2011	PSAMPNOA	UWI_EB07	UWI_EB07	UWI2007	UWI2007	TPPS
					Sample ID	L53963-12	98259045	EB-176_20070618_0-10CM	EB-176_20070618_0-2CM	07-17474-LM43R	7254319_20070618	S0030_19811123
					Sample Date	08/29/2011	06/16/1998	06/18/2007	06/18/2007	06/18/2007	06/18/2007	11/23/1981
					Depth	0 - 7 cm	0 - 3 cm	0 - 10 cm	0 - 2 cm	0 - 3 cm	0 - 3 cm	
	SMS_Marine_SCO_SCUMII	SMS_Marine_CSL_SCUMII	AET_Marine_SCO_SCUMII	AET_Marine_CSL_SCUMII								
Potassium					--	**9600**	--	--	--	--	--	
Selenium					--	0.3 U	0.5 U	--	--	0.5 U	0.2 U	
Silicon					--	**309000**	--	--	--	--	--	
Silver	6.1	6.1	6.1	6.1	0.26 U	**0.25**	**0.19**	--	--	**0.18**	**0.16**	
Sodium					--	**25800**	--	--	--	--	--	
Thallium					--	**0.33**	--	--	--	--	0.1 U	
Tin					--	**15**	**1.6**	--	--	**1.6**	--	
Titanium					--	**2920**	--	--	--	--	--	
Vanadium					--	**76**	--	--	--	--	--	
Zinc	410	960	410	960	**23.5**	**57.2**	**48**	--	--	**51.4**	**27**	
Organometallic Compounds (µg/kg)												
Butyltin (n-Butyltin)					--	--	--	--	--	--	--	
Dibutyltin					--	--	--	--	--	--	--	
Dibutyltin dichloride					--	**7.2**	--	--	--	--	--	
Tetrabutyltin					--	--	--	--	--	--	--	
Tributyltin					--	--	--	--	--	--	--	
Tributyltin chloride					--	**8.5**	--	--	--	--	--	
Tripentyltin chloride					--	**1100000000**	--	--	--	--	--	
Volatile Organics (mg/kg-OC)												
Hexachlorobutadiene (Hexachloro-1,3-butadiene)	3.9	6.2			--	1.5 U	--	--	--	--	--	
Volatile Organics (µg/kg)												
4-Nonylphenol					--	5.1 U	--	--	--	16 U	--	
Chloroprene					--	--	--	--	--	--	--	
Dibutyl chlorendate					--	**990000000**	--	--	--	**870000000**	--	
Hexachlorobutadiene (Hexachloro-1,3-butadiene)			11	120	--	5.1 U	--	--	--	--	**10**	
Semivolatile Organics (mg/kg-OC)												
1,2,4-Trichlorobenzene	0.81	1.8			0.3 U	1.5 U	--	--	--	2 U	--	
1,2-Dichlorobenzene	2.3	2.3			3.3 U	1.5 U	--	--	--	2 U	--	
1,4-Dichlorobenzene	3.1	9			5 U	**2.1**	--	--	--	**1.9 J**	--	
2-Methylnaphthalene	38	64			3 U	--	**2.6**	--	--	**2.4 J**	--	
Acenaphthene	16	57			3 U	--	**1.1**	--	--	**1.1**	--	
Acenaphthylene	66	66			3 U	--	**4.6**	--	--	**6.5 J**	--	
Anthracene	220	1200			**6.2 J**	--	**9**	--	--	**8.3**	--	
Benzo(a)anthracene	110	270			**22**	--	**13**	--	--	**16**	--	
Benzo(a)pyrene	99	210			**25**	--	**19**	--	--	**21**	--	
Benzo(b)fluoranthene					--	--	**25**	--	--	**26**	--	
Benzo(b,j,k)fluoranthenes					--	--	--	--	--	--	--	
Benzo(g,h,i)perylene	31	78			**11 J**	--	**13**	--	--	**14**	--	
Benzo(k)fluoranthene					--	--	**8.9**	--	--	**9.5 J**	--	
bis(2-Ethylhexyl)phthalate	47	78			20 UJ	30 UJ	--	--	--	6.5 UJ	--	
Butylbenzyl phthalate	4.9	64			5 U	**15**	--	--	--	4 U	--	
Chrysene	110	460			**19**	--	**21**	--	--	**30**	--	
Dibenzo(a,h)anthracene	12	33			**5.2 J**	--	**3.7**	--	--	**5.5**	--	
Dibenzofuran	15	58			3 U	--	**2.1**	--	--	**2.3**	--	
Diethyl phthalate	61	110			7.1 U	1.5 UJ	--	--	--	4 U	--	
Dimethyl phthalate	53	53			6.7 U	1.5 U	--	--	--	4 U	--	

Table C-3
Sediment Data for S Magnolia Overflow

					Distance to CSO (ft)	154	366	366	366	366	366	408
					Location ID	CSO11_CSO-MG-6	PSAMP/NOAA-176	URBANWATERS-176	URBANWATERS-176	UWI2007-176	UWI2007-176	TPPSS0030
					Area	CentralBasinPugetSnd	CentralBasinPugetSnd	CentralBasinPugetSnd	CentralBasinPugetSnd	CentralBasinPugetSnd	CentralBasinPugetSnd	CentralBasinPugetSnd
					CSO	S Magnolia	S Magnolia	S Magnolia	S Magnolia	S Magnolia	S Magnolia	S Magnolia
					Task	KC_CSO_2011	PSAMPNOAA	UWI_EB07	UWI_EB07	UWI2007	UWI2007	TPPS
					Sample ID	L53963-12	98259045	EB-176_20070618_0-10CM	EB-176_20070618_0-2CM	07-17474-LM43R	7254319_20070618	S0030_19811123
					Sample Date	08/29/2011	06/16/1998	06/18/2007	06/18/2007	06/18/2007	06/18/2007	11/23/1981
					Depth	0 - 7 cm	0 - 3 cm	0 - 10 cm	0 - 2 cm	0 - 3 cm	0 - 3 cm	
	SMS_Marine_SCO_SCUMII	SMS_Marine_CSL_SCUMII	AET_Marine_SCO_SCUMII	AET_Marine_CSL_SCUMII								
Di-n-butyl phthalate	220	1700			12 UJ	28 UJ	--	--	--	8 U	--	
Di-n-octyl phthalate	58	4500			6.7 U	**4.8 J**	--	--	--	4 U	--	
Fluoranthene	160	1200			**34**	--	**27**	--	--	**35**	--	
Fluorene	23	79			3 U	--	**2**	--	--	**2.1**	--	
Hexachlorobenzene	0.38	2.3			0.3 U	0.073 U	--	--	--	0.13 U	--	
Hexachlorobutadiene (Hexachloro-1,3-butadiene)	3.9	6.2			1.7 U	--	--	--	--	2 U	--	
Indeno(1,2,3-c,d)pyrene	34	88			**14 J**	--	**15**	--	--	**20**	--	
Naphthalene	99	170			3 U	--	**7.4**	--	--	**7.8 J**	--	
n-Nitrosodiphenylamine	11	11			8.3 U	1.5 U	--	--	--	4 UJ	--	
Phenanthrene	100	480			**17**	--	**13**	--	--	**18**	--	
Pyrene	1000	1400			**30**	--	**30**	--	--	**34**	--	
Total Benzofluoranthenes (lab reported total)	230	450			**37**	--	--	--	--	--	--	
Total Benzofluoranthenes (b,j,k) (U = 0)	230	450			--	--	**33**	--	--	**35 J**	--	
Total cPAH TEQ (7 minimum CAEPA 2005) (U = 0)					**33 J**	--	**26**	--	--	**30 J**	--	
Total HPAH (SMS) (U = 0)	960	5300			**200 J**	--	**200**	--	--	**200 J**	--	
Total LPAH (SMS) (U = 0)	370	780			**20 J**	--	**40**	--	--	**44 J**	--	
Semivolatile Organics (µg/kg)												
1,2,4-Trichlorobenzene			31	51	0.7 U	5.1 U	--	--	--	8.1 U	--	
1,2-Dichlorobenzene			35	50	7.03 U	5.1 U	--	--	--	8.1 U	--	
1,2-Diphenylhydrazine					--	--	--	--	--	--	--	
1,3-Dichlorobenzene					--	5.1 U	--	--	--	8.1 U	--	
1,4-Dichlorobenzene			110	110	10.6 U	**6.8**	--	--	--	**7.5 J**	--	
1-Methylnaphthalene					--	--	**4.5**	--	--	**5.7**	--	
2,2'-Oxybis (1-chloropropane)					--	--	--	--	--	--	--	
2,4,5-Trichlorophenol					--	--	--	--	--	--	--	
2,4,6-Trichlorophenol					--	--	--	--	--	--	--	
2,4-Dichlorophenol					--	--	--	--	--	--	--	
2,4-Dimethylphenol	29	29	29	29	7 U	5.1 U	--	--	--	16 UJ	--	
2,4-Dinitrophenol					--	--	--	--	--	--	--	
2,4-Dinitrotoluene					--	--	--	--	--	--	--	
2,6-Dinitrotoluene					--	--	--	--	--	--	--	
2-Chloronaphthalene					--	--	4.8 UJ	--	--	5.1 U	--	
2-Chlorophenol					--	--	--	--	--	--	--	
2-Fluorobiphenyl					--	**740000000**	--	--	--	--	--	
2-Fluorophenol					--	**490000000**	--	--	--	--	--	
2-Methylnaphthalene			670	670	7 U	--	**9.1**	--	--	**9.6 J**	--	
2-Methylphenol (o-Cresol)	63	63	63	63	7 U	**2.5 NJ**	--	--	--	**39**	--	
2-Nitroaniline					--	--	--	--	--	--	--	
2-Nitrophenol					--	--	--	--	--	--	--	
3,3'-Dichlorobenzidine					--	--	--	--	--	--	--	
3-Nitroaniline					--	--	--	--	--	--	--	
4-Bromophenyl-phenyl ether					--	--	--	--	--	--	--	
4-Chloro-3-methylphenol					--	--	--	--	--	--	--	
4-Chloroaniline					--	--	--	--	--	--	--	
4-Chlorophenyl phenyl ether					--	--	--	--	--	--	--	
4-Methylphenol (p-Cresol)	670	670	670	670	36 U	**5.7**	--	--	--	**27**	--	

Table C-3
Sediment Data for S Magnolia Overflow

					Distance to CSO (ft)	154	366	366	366	366	366	408
					Location ID	CSO11_CSO-MG-6	PSAMP/NOAA-176	URBANWATERS-176	URBANWATERS-176	UWI2007-176	UWI2007-176	TPPSS0030
					Area	CentralBasinPugetSnd	CentralBasinPugetSnd	CentralBasinPugetSnd	CentralBasinPugetSnd	CentralBasinPugetSnd	CentralBasinPugetSnd	CentralBasinPugetSnd
					CSO	S Magnolia	S Magnolia	S Magnolia	S Magnolia	S Magnolia	S Magnolia	S Magnolia
					Task	KC_CSO_2011	PSAMPNOAA	UWI_EB07	UWI_EB07	UWI2007	UWI2007	TPPS
					Sample ID	L53963-12	98259045	EB-176_20070618_0-10CM	EB-176_20070618_0-2CM	07-17474-LM43R	7254319_20070618	S0030_19811123
					Sample Date	08/29/2011	06/16/1998	06/18/2007	06/18/2007	06/18/2007	06/18/2007	11/23/1981
					Depth	0 - 7 cm	0 - 3 cm	0 - 10 cm	0 - 2 cm	0 - 3 cm	0 - 3 cm	
	SMS_Marine_SCO_SCUMII	SMS_Marine_CSL_SCUMII	AET_Marine_SCO_SCUMII	AET_Marine_CSL_SCUMII								
4-Nitroaniline					--	--	--	--	--	--	--	
4-Nitrophenol					--	--	--	--	--	--	--	
Acenaphthene			500	500	7 U	--	**3.7**	--	--	**4.5**	--	
Acenaphthylene			1300	1300	7 U	--	**16**	--	--	**26 J**	--	
Aniline					--	--	--	--	--	--	--	
Anthracene			960	960	**13 J**	--	**30**	--	--	**33**	--	
Benzidine					--	--	--	--	--	--	--	
Benzo(a)anthracene			1300	1600	**45.4**	--	**45**	--	--	**62**	--	
Benzo(a)pyrene			1600	1600	**53.3**	--	**66**	--	--	**82**	--	
Benzo(b)fluoranthene					--	--	**86**	--	--	**102**	--	
Benzo(b,j,k)fluoranthenes					--	--	--	--	--	--	--	
Benzo(e)pyrene					--	--	**50**	--	--	**59**	--	
Benzo(g,h,i)perylene			670	720	**22.6 J**	--	**47**	--	--	**56**	--	
Benzo(k)fluoranthene					--	--	**31**	--	--	**38 J**	--	
Benzoic acid	650	650	650	650	**158**	**1270 J**	--	--	--	**547 J**	--	
Benzyl alcohol	57	73	57	73	17.5 U	9.1 UJ	--	--	--	81 U	--	
Biphenyl (1,1'-Biphenyl)					--	**7.8 J**	**4**	--	--	**4.6**	--	
bis(2-Chloroethoxy)methane					--	--	--	--	--	--	--	
bis(2-Chloroethyl)ether					--	--	--	--	--	--	--	
bis(2-Ethylhexyl)phthalate			1300	3100	41.3 UJ	90 UJ	--	--	--	26 UJ	--	
Butylbenzyl phthalate			63	900	10.6 U	**48**	--	--	--	16 U	--	
Carbazole					--	--	**7**	--	--	**9 J**	--	
Chlorinated Benzenes					--	--	--	--	--	--	--	
Cholesterol					--	--	--	--	--	**1560 J**	--	
Chrysene			1400	2800	**40.6**	--	**73**	--	--	**100**	--	
Coprostanol (Cholestan-3-ol (3B, 5B))					--	--	--	--	--	81 UJ	--	
Dibenzo(a,h)anthracene			230	230	**11 J**	--	**13**	--	--	**22**	--	
Dibenzofuran			540	540	7 U	--	**7.4**	--	--	**9.3**	--	
Diethyl phthalate			200	1200	15 U	5.1 UJ	--	--	--	16 U	--	
Dimethyl phthalate			71	160	14.1 U	5.1 U	--	--	--	16 U	--	
Di-n-butyl phthalate			1400	1400	25 UJ	92 UJ	--	--	--	32 U	**670**	
Dinitro-o-cresol (4,6-Dinitro-2-methylphenol)					--	--	--	--	--	--	--	
Di-n-octyl phthalate			6200	6200	14.1 U	**16 J**	--	--	--	16 U	**3700**	
Fluoranthene			1700	2500	**71.5**	--	**94**	--	--	**138**	--	
Fluorene			540	540	7 U	--	**6.9**	--	--	**8.5**	--	
Hexachlorobenzene			22	70	0.7 U	0.24 U	--	--	--	0.51 U	--	
Hexachlorobutadiene (Hexachloro-1,3-butadiene)			11	120	3.6 U	--	--	--	--	8.1 U	--	
Hexachlorocyclopentadiene					--	--	--	--	--	--	--	
Hexachloroethane					--	--	--	--	--	--	--	
Indeno(1,2,3-c,d)pyrene			600	690	**29.8 J**	--	**54**	--	--	**60**	--	
Isophorone					--	--	--	--	--	**17**	--	
Naphthalene			2100	2100	7 U	--	**26**	--	--	**31 J**	--	
Nitrobenzene					--	--	--	--	--	--	--	
n-Nitrosodimethylamine					--	--	--	--	--	--	--	
n-Nitrosodi-n-propylamine					--	--	--	--	--	--	--	
n-Nitrosodiphenylamine			28	40	17.5 U	5.1 U	--	--	--	16 UJ	--	

Table C-3
Sediment Data for S Magnolia Overflow

					Distance to CSO (ft)	154	366	366	366	366	366	408
					Location ID	CSO11_CSO-MG-6	PSAMP/NOAA-176	URBANWATERS-176	URBANWATERS-176	UWI2007-176	UWI2007-176	TPPSS0030
					Area	CentralBasinPugetSnd	CentralBasinPugetSnd	CentralBasinPugetSnd	CentralBasinPugetSnd	CentralBasinPugetSnd	CentralBasinPugetSnd	CentralBasinPugetSnd
					CSO	S Magnolia	S Magnolia	S Magnolia	S Magnolia	S Magnolia	S Magnolia	S Magnolia
					Task	KC_CSO_2011	PSAMPNOAA	UWI_EB07	UWI_EB07	UWI2007	UWI2007	TPPS
					Sample ID	L53963-12	98259045	EB-176_20070618_0-10CM	EB-176_20070618_0-2CM	07-17474-LM43R	7254319_20070618	S0030_19811123
					Sample Date	08/29/2011	06/16/1998	06/18/2007	06/18/2007	06/18/2007	06/18/2007	11/23/1981
					Depth	0 - 7 cm	0 - 3 cm	0 - 10 cm	0 - 2 cm	0 - 3 cm	0 - 3 cm	
	SMS_Marine_SCO_SCUMII	SMS_Marine_CSL_SCUMII	AET_Marine_SCO_SCUMII	AET_Marine_CSL_SCUMII								
Pentachlorophenol	360	690	360	690	106 U	51 U	--	--	--	32 U	--	
Perylene					--	--	**36**	--	--	**41 J**	--	
Phenanthrene			1500	1500	**35.9**	--	**44**	--	--	**71**	--	
Phenol	420	1200	420	1200	36 U	39 UJ	--	--	--	52 UJ	--	
Pyrene			2600	3300	**62.3**	--	**100**	--	--	**134**	--	
Total Benzofluoranthenes (lab reported total)			3200	3600	**77.2**	--	--	--	--	--	--	
Total Benzofluoranthenes (b,j,k) (U = 0)			3200	3600	--	--	**120**	--	--	**140 J**	--	
Total cPAH TEQ (7 minimum CAEPA 2005) (U = 0)					**70 J**	--	**90**	--	--	**110 J**	--	
Total HPAH (SMS) (U = 0)			12000	17000	**410 J**	--	**610**	--	--	**790 J**	--	
Total LPAH (SMS) (U = 0)			5200	5200	**49 J**	--	**130**	--	--	**170 J**	--	
Polycyclic Aromatic Hydrocarbons (mg/kg-OC)												
2-Methylnaphthalene	38	64			--	**3.6**	--	--	--	--	--	
Acenaphthene	16	57			--	**2.8**	--	--	--	--	--	
Acenaphthylene	66	66			--	**7.9**	--	--	--	--	--	
Anthracene	220	1200			--	**21**	--	--	--	--	--	
Benzo(a)anthracene	110	270			--	**44**	--	--	--	--	--	
Benzo(a)pyrene	99	210			--	**55**	--	--	--	--	--	
Benzo(b)fluoranthene					--	**66**	--	--	--	--	--	
Benzo(g,h,i)perylene	31	78			--	**31**	--	--	--	--	--	
Benzo(k)fluoranthene					--	**26**	--	--	--	--	--	
Chrysene	110	460			--	**52**	--	--	--	--	--	
Dibenzo(a,h)anthracene	12	33			--	**7**	--	--	--	--	--	
Dibenzofuran	15	58			--	**3**	--	--	--	--	--	
Fluoranthene	160	1200			--	**140**	--	--	--	--	--	
Fluorene	23	79			--	**8.5**	--	--	--	--	--	
Indeno(1,2,3-c,d)pyrene	34	88			--	**31**	--	--	--	--	--	
Naphthalene	99	170			--	**7.6**	--	--	--	--	--	
Phenanthrene	100	480			--	**110**	--	--	--	--	--	
Pyrene	1000	1400			--	**140**	--	--	--	--	--	
Total Benzofluoranthenes (b,j,k) (U = 0)	230	450			--	**92**	--	--	--	--	--	
Total cPAH TEQ (7 minimum CAEPA 2005) (U = 0)					--	**73**	--	--	--	--	--	
Total HPAH (SMS) (U = 0)	960	5300			--	**590**	--	--	--	--	--	
Total LPAH (SMS) (U = 0)	370	780			--	**150**	--	--	--	--	--	
Polycyclic Aromatic Hydrocarbons (µg/kg)												
1-Methylnaphthalene					--	**10**	--	--	--	--	--	
1-Methylphenanthrene					--	**27**	--	--	--	--	--	
2,3,5-Trimethylnaphthalene (1,6,7-Trimethylnaphthalene)					--	**6.3**	**5.2**	--	--	**6**	--	
2,6-Dimethylnaphthalene					--	**14**	**13**	--	--	**12**	--	
2-Methylnaphthalene			670	670	--	**12**	--	--	--	--	--	
2-Methylphenanthrene					--	**49**	**9.5**	--	--	**16**	--	
Acenaphthene			500	500	--	**9.3**	--	--	--	--	--	
Acenaphthylene			1300	1300	--	**26**	--	--	--	--	--	
Anthracene			960	960	--	**69**	--	--	--	--	**250**	
Benzo(a)anthracene			1300	1600	--	**145**	--	--	--	--	**700**	
Benzo(a)pyrene			1600	1600	--	**182**	--	--	--	--	**300**	
Benzo(b)fluoranthene					--	**218**	--	--	--	--	--	

Table C-3
Sediment Data for S Magnolia Overflow

				Distance to CSO (ft)	154	366	366	366	366	366	408
				Location ID	CSO11_CSO-MG-6	PSAMP/NOAA-176	URBANWATERS-176	URBANWATERS-176	UWI2007-176	UWI2007-176	TPPSS0030
				Area	CentralBasinPugetSnd	CentralBasinPugetSnd	CentralBasinPugetSnd	CentralBasinPugetSnd	CentralBasinPugetSnd	CentralBasinPugetSnd	CentralBasinPugetSnd
				CSO	S Magnolia	S Magnolia	S Magnolia	S Magnolia	S Magnolia	S Magnolia	S Magnolia
				Task	KC_CSO_2011	PSAMPNOAA	UWI_EB07	UWI_EB07	UWI2007	UWI2007	TPPS
				Sample ID	L53963-12	98259045	EB-176_20070618_0-10CM	EB-176_20070618_0-2CM	07-17474-LM43R	7254319_20070618	S0030_19811123
				Sample Date	08/29/2011	06/16/1998	06/18/2007	06/18/2007	06/18/2007	06/18/2007	11/23/1981
				Depth	0 - 7 cm	0 - 3 cm	0 - 10 cm	0 - 2 cm	0 - 3 cm	0 - 3 cm	
	SMS_Marine_SCO_SCUMII	SMS_Marine_CSL_SCUMII	AET_Marine_SCO_SCUMII	AET_Marine_CSL_SCUMII							
Benzo(e)pyrene					--	**106**	--	--	--	--	--
Benzo(g,h,i)perylene			670	720	--	**103**	--	--	--	--	**320**
Benzo(k)fluoranthene					--	**85**	--	--	--	--	--
Carbazole					--	--	--	--	--	--	--
Chrysene			1400	2800	--	**172**	--	--	--	--	2700
Dibenzo(a,h)anthracene			230	230	--	**23**	--	--	--	--	--
Dibenzofuran			540	540	--	**10**	--	--	--	--	--
Dibenzothiophene					--	**14**	**4**	--	--	**4.9**	--
Fluoranthene			1700	2500	--	**470**	--	--	--	--	2500
Fluorene			540	540	--	**28**	--	--	--	--	**120**
Indeno(1,2,3-c,d)pyrene			600	690	--	**102**	--	--	--	--	**150**
Naphthalene			2100	2100	--	**25**	--	--	--	--	--
Perylene					--	**54**	--	--	--	--	--
Phenanthrene			1500	1500	--	**347**	--	--	--	--	**2100**
Pyrene			2600	3300	--	**451**	--	--	--	--	**5200**
Retene					--	**9.6**	**21**	--	--	**19 J**	--
Total PAH (reported, not calculated)					--	--	--	--	--	--	--
Total Benzofluoranthenes (b,j,k) (U = 0)			3200	3600	--	**300**	--	--	--	--	--
Total cPAH TEQ (7 minimum CAEPA 2005) (U = 0)					--	**240**	--	--	--	--	**410**
Total HPAH (SMS) (U = 0)			12000	17000	--	**2000**	--	--	--	--	**12000**
Total LPAH (SMS) (U = 0)			5200	5200	--	**500**	--	--	--	--	**2500**
Alkylated Polycyclic Aromatic Hydrocarbons (µg/kg)											
C1-Chrysenes					--	**11 NJ**	--	--	--	--	--
C1-Dibenzothiophenes					--	0.87 U	--	--	--	--	--
C1-Fluoranthenes/Pyrenes					--	**82 NJ**	--	--	--	--	--
C1-Fluorenes					--	**0.44 NJ**	--	--	--	--	--
C1-Naphthalenes					--	**28 NJ**	--	--	--	--	--
C1-Phenanthrenes/Anthracenes					--	**140 NJ**	--	--	--	--	--
C2-Chrysenes					--	**1.2 NJ**	--	--	--	--	--
C2-Dibenzothiophenes					--	0.82 U	--	--	--	--	--
C2-Fluorenes					--	0.87 U	--	--	--	--	--
C2-Naphthalenes					--	**40 NJ**	--	--	--	--	--
C2-Phenanthrenes/Anthracenes					--	**28 NJ**	--	--	--	--	--
C3-Chrysenes					--	0.87 U	--	--	--	--	--
C3-Dibenzothiophenes					--	0.87 U	--	--	--	--	--
C3-Fluorenes					--	0.87 U	--	--	--	--	--
C3-Naphthalenes					--	**35 NJ**	--	--	--	--	--
C3-Phenanthrenes/Anthracenes					--	**7.6 NJ**	--	--	--	--	--
C4-Chrysenes					--	0.87 U	--	--	--	--	--
C4-Naphthalenes					--	0.87 U	--	--	--	--	--
C4-Phenanthrenes/Anthracenes					--	**9.6 NJ**	--	--	--	--	--
Pesticides (µg/kg)											
2,4'-DDD (o,p'-DDD)					--	0.6 U	--	--	--	0.51 U	--
2,4'-DDE (o,p'-DDE)					--	0.24 U	--	--	--	0.51 U	--
2,4'-DDT (o,p'-DDT)					--	0.6 U	--	--	--	0.51 U	--
4,4'-DDD (p,p'-DDD)					--	**2.6 J**	--	--	--	**1.6**	**2.5**

Table C-3
Sediment Data for S Magnolia Overflow

					Distance to CSO (ft)	154	366	366	366	366	366	408
					Location ID	CSO11_CSO-MG-6	PSAMP/NOAA-176	URBANWATERS-176	URBANWATERS-176	UWI2007-176	UWI2007-176	TPPSS0030
					Area	CentralBasinPugetSnd	CentralBasinPugetSnd	CentralBasinPugetSnd	CentralBasinPugetSnd	CentralBasinPugetSnd	CentralBasinPugetSnd	CentralBasinPugetSnd
					CSO	S Magnolia	S Magnolia	S Magnolia	S Magnolia	S Magnolia	S Magnolia	S Magnolia
					Task	KC_CSO_2011	PSAMPNOA	UWI_EB07	UWI_EB07	UWI2007	UWI2007	TPPS
					Sample ID	L53963-12	98259045	EB-176_20070618_0-10CM	EB-176_20070618_0-2CM	07-17474-LM43R	7254319_20070618	S0030_19811123
					Sample Date	08/29/2011	06/16/1998	06/18/2007	06/18/2007	06/18/2007	06/18/2007	11/23/1981
					Depth	0 - 7 cm	0 - 3 cm	0 - 10 cm	0 - 2 cm	0 - 3 cm	0 - 3 cm	
	SMS_Marine_SCO_SCUMII	SMS_Marine_CSL_SCUMII	AET_Marine_SCO_SCUMII	AET_Marine_CSL_SCUMII								
4,4'-DDE (p,p'-DDE)					--	**1.3 J**	--	--	--	**0.62**	**4**	
4,4'-DDT (p,p'-DDT)					--	1.1 U	--	--	--	**0.98 J**	**8.2**	
Aldrin					--	0.27 U	--	--	--	0.51 U	--	
Chlordane					--	--	--	--	--	--	--	
Chlordane, alpha- (Chlordane, cis-)					--	0.6 U	--	--	--	0.51 U	--	
Chlordane, beta- (Chlordane, trans-)					--	0.6 U	--	--	--	0.51 U	--	
Chlorpyrifos					--	9.7 UJ	--	--	--	--	--	
Dieldrin					--	0.6 U	--	--	--	0.51 U	--	
Endosulfan					--	--	--	--	--	--	--	
Endosulfan sulfate					--	3.7 U	--	--	--	0.51 U	--	
Endosulfan, alpha- (I)					--	0.6 U	--	--	--	0.51 U	--	
Endosulfan, beta (II)					--	0.6 U	--	--	--	0.51 U	--	
Endrin					--	0.6 U	--	--	--	0.51 U	--	
Endrin aldehyde					--	0.6 UJ	--	--	--	0.51 UJ	--	
Endrin ketone					--	1.2 U	--	--	--	0.51 U	--	
Heptachlor					--	0.24 UJ	--	--	--	0.51 U	--	
Heptachlor epoxide					--	0.6 U	--	--	--	0.51 U	--	
Hexachlorocyclohexane (BHC), alpha-					--	0.6 U	--	--	--	--	--	
Hexachlorocyclohexane (BHC), beta-					--	0.6 U	--	--	--	--	--	
Hexachlorocyclohexane (BHC), delta-					--	0.6 U	--	--	--	--	--	
Hexachlorocyclohexane (BHC), gamma- (Lindane)					--	0.6 U	--	--	--	0.51 U	--	
Hexachlorocyclohexane (tech grade)					--	--	--	--	--	--	--	
Methoxychlor					--	1.2 U	--	--	--	--	--	
Mirex					--	0.24 U	--	--	--	0.51 U	--	
Nonachlor, cis-					--	0.6 U	--	--	--	--	--	
Nonachlor, trans-					--	0.24 U	--	--	--	--	--	
Oxychlordane					--	0.6 U	--	--	--	0.51 U	--	
Tetrachloro-m-xylene					--	**570000000**	--	--	--	--	--	
Total 2,4' and 4,4'-DDD,-DDE,-DDT (reported, not calculated)					--	--	--	--	--	--	**14.7 J**	
Toxaphene					--	36 U	--	--	--	10 U	--	
Dioxin Furans (ng/kg)												
2,3,7,8-Tetrachlorodibenzo-p-dioxin (TCDD)					--	--	0.2 U	0.2 U	--	--	--	
1,2,3,7,8-Pentachlorodibenzo-p-dioxin (PeCDD)					--	--	0.5 U	0.5 U	--	--	--	
1,2,3,4,7,8-Hexachlorodibenzo-p-dioxin (HxCDD)					--	--	0.5 U	0.5 U	--	--	--	
1,2,3,6,7,8-Hexachlorodibenzo-p-dioxin (HxCDD)					--	--	**1.39**	**3.99**	--	--	--	
1,2,3,7,8,9-Hexachlorodibenzo-p-dioxin (HxCDD)					--	--	**0.837**	**0.809**	--	--	--	
1,2,3,4,6,7,8-Heptachlorodibenzo-p-dioxin (HpCDD)					--	--	**25.6**	**93.3**	--	--	--	
1,2,3,4,6,7,8,9-Octachlorodibenzo-p-dioxin (OCDD)					--	--	**231**	**659**	--	--	--	
2,3,7,8-Tetrachlorodibenzofuran (TCDF)					--	--	**0.409**	**0.529**	--	--	--	
1,2,3,7,8-Pentachlorodibenzofuran (PeCDF)					--	--	0.5 U	0.5 U	--	--	--	
2,3,4,7,8-Pentachlorodibenzofuran (PeCDF)					--	--	0.5 U	0.5 U	--	--	--	
1,2,3,4,7,8-Hexachlorodibenzofuran (HxCDF)					--	--	**1.56**	**1.85**	--	--	--	
1,2,3,6,7,8-Hexachlorodibenzofuran (HxCDF)					--	--	**0.832**	**0.764**	--	--	--	
1,2,3,7,8,9-Hexachlorodibenzofuran (HxCDF)					--	--	0.5 U	0.5 U	--	--	--	
2,3,4,6,7,8-Hexachlorodibenzofuran (HxCDF)					--	--	**1.12**	**0.745**	--	--	--	
1,2,3,4,6,7,8-Heptachlorodibenzofuran (HpCDF)					--	--	**6.26**	**31.7**	--	--	--	

Table C-3
Sediment Data for S Magnolia Overflow

					Distance to CSO (ft)	154	366	366	366	366	366	408
					Location ID	CSO11_CSO-MG-6	PSAMP/NOAA-176	URBANWATERS-176	URBANWATERS-176	UWI2007-176	UWI2007-176	TPPSS0030
					Area	CentralBasinPugetSnd	CentralBasinPugetSnd	CentralBasinPugetSnd	CentralBasinPugetSnd	CentralBasinPugetSnd	CentralBasinPugetSnd	CentralBasinPugetSnd
					CSO	S Magnolia	S Magnolia	S Magnolia	S Magnolia	S Magnolia	S Magnolia	S Magnolia
					Task	KC_CSO_2011	PSAMPNOAA	UWI_EB07	UWI_EB07	UWI2007	UWI2007	TPPS
					Sample ID	L53963-12	98259045	EB-176_20070618_0-10CM	EB-176_20070618_0-2CM	07-17474-LM43R	7254319_20070618	S0030_19811123
					Sample Date	08/29/2011	06/16/1998	06/18/2007	06/18/2007	06/18/2007	06/18/2007	11/23/1981
					Depth	0 - 7 cm	0 - 3 cm	0 - 10 cm	0 - 2 cm	0 - 3 cm	0 - 3 cm	
	SMS_Marine_SCO_SCUMII	SMS_Marine_CSL_SCUMII	AET_Marine_SCO_SCUMII	AET_Marine_CSL_SCUMII								
1,2,3,4,7,8,9-Heptachlorodibenzofuran (HpCDF)					--	--	0.7 U	**2.58**	--	--	--	
1,2,3,4,6,7,8,9-Octachlorodibenzofuran (OCDF)					--	--	**15.8**	**107**	--	--	--	
Dioxin Furans (mg/kg-OC)												
Total Dioxin/Furan TEQ 2005 (Mammal) (U = 0)					--	--	**0.0003**	--	--	--	--	
Dioxin Furans (ng/kg)												
Total Dioxin/Furan TEQ 2005 (Mammal) (U = 0)					--	--	**1**	**2.4**	--	--	--	
PCB Aroclors (mg/kg-OC)												
Total PCB Aroclors (SMS Marine 2013) (U = 0)	12	65			**3.4 J**	**13**	**7.1**	--	--	**9 J**	--	
PCB Aroclors (µg/kg)												
Aroclor 1016					2.6 U	2.4 U	9.7 U	--	--	10 U	--	
Aroclor 1221					5.3 U	4.8 U	9.7 U	--	--	10 U	--	
Aroclor 1232					5.3 U	4.8 U	9.7 U	--	--	10 U	--	
Aroclor 1242					2.6 U	2.4 U	9.7 U	--	--	10 U	--	
Aroclor 1248					2.6 U	2.4 U	9.7 U	--	--	11 UJ	--	
Aroclor 1254					**3.3 J**	**28**	**14**	--	--	**22**	--	
Aroclor 1260					**3.8 J**	**14**	**11**	--	--	**13**	--	
Aroclor 1262					--	--	9.7 U	--	--	11 UJ	--	
Aroclor 1268					--	--	9.7 U	--	--	10 U	--	
Total PCB (reported, not calculated)					--	--	--	--	--	--	**260**	
Total PCB Aroclors (SMS Marine 2013) (U = 0)			130	1000	**7.1 J**	**42**	**25**	--	--	**35 J**	--	
PCB Congeners (ng/kg)												
PCB-008					--	240 U	--	--	--	510 U	--	
PCB-018					--	**210 J**	--	--	--	510 U	--	
PCB-028					--	240 U	--	--	--	510 U	--	
PCB-044					--	**640 J**	--	--	--	510 U	--	
PCB-052					--	**1500 J**	--	--	--	**840**	--	
PCB-066					--	240 U	--	--	--	510 U	--	
PCB-077					--	1900 U	--	--	--	**670**	--	
PCB-101					--	**320**	--	--	--	**2100**	--	
PCB-105					--	**1600**	--	--	--	**770**	--	

Table C-3
Sediment Data for S Magnolia Overflow

					Distance to CSO (ft)	154	366	366	366	366	366	408
					Location ID	CSO11_CSO-MG-6	PSAMP/NOAA-176	URBANWATERS-176	URBANWATERS-176	UWI2007-176	UWI2007-176	TPPSS0030
					Area	CentralBasinPugetSnd	CentralBasinPugetSnd	CentralBasinPugetSnd	CentralBasinPugetSnd	CentralBasinPugetSnd	CentralBasinPugetSnd	CentralBasinPugetSnd
					CSO	S Magnolia	S Magnolia	S Magnolia	S Magnolia	S Magnolia	S Magnolia	S Magnolia
					Task	KC_CSO_2011	PSAMPNOA	UWI_EB07	UWI_EB07	UWI2007	UWI2007	TPPS
					Sample ID	L53963-12	98259045	EB-176_20070618_0-10CM	EB-176_20070618_0-2CM	07-17474-LM43R	7254319_20070618	S0030_19811123
					Sample Date	08/29/2011	06/16/1998	06/18/2007	06/18/2007	06/18/2007	06/18/2007	11/23/1981
					Depth	0 - 7 cm	0 - 3 cm	0 - 10 cm	0 - 2 cm	0 - 3 cm	0 - 3 cm	
	SMS_Marine_SCO_SCUMII	SMS_Marine_CSL_SCUMII	AET_Marine_SCO_SCUMII	AET_Marine_CSL_SCUMII								
PCB-118						--	**4600**	--	--	--	**1600**	--
PCB-126						--	970 U	--	--	--	510 U	--
PCB-128						--	**770 J**	--	--	--	510 U	--
PCB-138						--	**3500**	--	--	--	**2500**	--
PCB-153						--	**2200**	--	--	--	**2100**	--
PCB-169						--	--	--	--	--	510 UJ	--
PCB-170						--	**750**	--	--	--	**630**	--
PCB-180						--	**1100 J**	--	--	--	**1100**	--
PCB-187						--	**680 J**	--	--	--	**660**	--
PCB-195						--	**120 J**	--	--	--	510 U	--
PCB-206						--	**280**	--	--	--	510 UJ	--
PCB-209						--	--	--	--	--	510 UJ	--
Polybrominated biphenyls (ng/kg)												
2,4,5,2',4',5'-Hexabromobiphenyl						--	**5.1E+11**	--	--	--	--	--
Polybrominated biphenyls (PBB)						--	--	--	--	--	**8.2E+11**	--
Polybrominated diphenyl ethers (ng/kg)												
PBDE-047						--	--	--	--	--	**260**	--
PBDE-049						--	--	--	--	--	200 U	--
PBDE-066						--	--	--	--	--	200 U	--
PBDE-071						--	--	--	--	--	200 U	--
PBDE-099						--	--	--	--	--	200 U	--
PBDE-100						--	--	--	--	--	200 U	--
PBDE-138						--	--	--	--	--	400 U	--
PBDE-153						--	--	--	--	--	400 U	--
PBDE-154						--	--	--	--	--	400 U	--
PBDE-183						--	--	--	--	--	400 U	--
PBDE-184						--	--	--	--	--	400 U	--
PBDE-191						--	--	--	--	--	810 U	--
PBDE-209						--	--	--	--	--	5100 U	--
Total Petroleum Hydrocarbons (mg/kg)												
Oil and grease						--	--	--	--	--	--	--
Pharmaceuticals and Personal Care Products (µg/kg)												
Caffeine						--	--	--	--	--	8.1 U	--

Table C-3
Sediment Data for S Magnolia Overflow

Distance to CSO (ft)					569	576	581	598	631	861
Location ID					MAGCSO96MG114W	MAGCSO96MG228W	MAGCSO96MG28P	MAGCSO96MG114E	MAGCSO96MG228E	MALINS10014
Area					CentralBasinPugetSnd	CentralBasinPugetSnd	CentralBasinPugetSnd	CentralBasinPugetSnd	CentralBasinPugetSnd	CentralBasinPugetSnd
CSO					S Magnolia	S Magnolia	S Magnolia	S Magnolia	S Magnolia	S Magnolia
Task					MAGCSO96	MAGCSO96	MAGCSO96	MAGCSO96	MAGCSO96	MALINS
Sample ID					L9695-2	L9695-1	L9695-3	L9695-4	L9695-5	10014_19800101
Sample Date					10/16/1996	10/16/1996	10/16/1996	10/16/1996	10/16/1996	01/01/1980
Depth					0 - 2 cm	0 - 2 cm	0 - 2 cm	0 - 2 cm	0 - 2 cm	
	SMS_Marine_SCO_SCUMII	SMS_Marine_CSL_SCUMII	AET_Marine_SCO_SCUMII	AET_Marine_CSL_SCUMII						
Conventional Parameters (mg/kg)										
Ammonia					**2.05**	**1.68**	**1.91**	**2.05**	**1.78**	--
Nitrogen, total (nitrate, nitrite, Kjeldahl) (calculated)					--	--	--	--	--	--
Sulfide					**3.73**	**5.01**	**458**	**9.89**	**10.1**	--
Conventional Parameters (pct)										
Total organic carbon					**0.12**	**0.139**	**0.147**	**0.164**	**0.128**	--
Total solids					**80.4**	**79.8**	**80.7**	**79.9**	**79**	--
Total volatile solids					**0.8**	**0.77**	**0.77**	**0.77**	**1.01**	--
Grain Size (pct)										
Pebble					--	--	--	--	--	--
Gravel					**0.7**	**0.2**	**0.7**	**1.1**	**0.8**	--
Granule (very fine gravel)					--	--	--	--	--	--
Sand					**90**	**93**	**94**	**93**	**93**	--
Sand, very coarse					--	--	--	--	--	--
Sand, coarse					--	--	--	--	--	--
Sand, medium					--	--	--	--	--	--
Sand, fine					--	--	--	--	--	--
Sand, very fine					--	--	--	--	--	--
Silt					**6.1**	**4**	**2.4**	**3.7**	**3.8**	--
Silt, coarse					--	--	--	--	--	--
Silt, medium					--	--	--	--	--	--
Silt, fine					--	--	--	--	--	--
Silt, very fine					--	--	--	--	--	--
Total fines (Reported, not calculated)					--	--	--	--	--	--
Clay					**2.7**	**2.8**	**2.8**	**2.6**	**2.8**	--
Clay, coarse					--	--	--	--	--	--
Clay, medium					--	--	--	--	--	--
Clay, fine					--	--	--	--	--	--
Metals (mg/kg)										
Aluminum					**5950**	**5790**	**6170**	**5030**	**6620**	--
Antimony					1.7 UJ	1.6 UJ	1.7 UJ	2 UJ	2 UJ	--
Arsenic	57	93	57	93	**4.7**	**5**	**4.8**	**3.9**	**5.9**	--
Barium					**10.7**	**10.1**	**11.9**	**8.59**	**11.6**	--
Beryllium					**0.073**	**0.076**	**0.078**	0.068 U	**0.078**	--
Cadmium	5.1	6.7	5.1	6.7	0.17 U	0.16 U	0.17 U	0.2 U	0.2 U	**4.5**
Calcium					**3380 J**	**3130 J**	**3530 J**	**4010 J**	**3700 J**	--
Chromium	260	270	260	270	**14.6**	**13.9**	**15.7**	**11.8**	**16.5**	--
Cobalt					--	--	--	--	--	--
Copper	390	390	390	390	**5.66**	**5.74**	**6.37**	**5.01**	**7.3**	--
Iron					**8460**	**8360**	**8960**	**7280**	**9490**	--
Lead	450	530	450	530	**8.5**	**8**	**8.6**	**7.8**	**10.2**	**37**
Magnesium					**3270**	**3350**	**3410**	**2790**	**3720**	--
Manganese					**163**	**163**	**178**	**150**	**192**	--
Mercury	0.41	0.59	0.41	0.59	**0.041**	**0.04**	**0.042**	**0.041**	**0.051**	**0.1**
Molybdenum					1.2 U	1.1 U	1.2 U	1.4 U	1.3 U	--
Nickel					**12.6**	**13.5**	**13.6**	**10.6**	**15.1**	--

Table C-3
Sediment Data for S Magnolia Overflow

					Distance to CSO (ft)	569	576	581	598	631	861
					Location ID	MAGCSO96MG114W	MAGCSO96MG228W	MAGCSO96MG28P	MAGCSO96MG114E	MAGCSO96MG228E	MALINS10014
					Area	CentralBasinPugetSnd	CentralBasinPugetSnd	CentralBasinPugetSnd	CentralBasinPugetSnd	CentralBasinPugetSnd	CentralBasinPugetSnd
					CSO	S Magnolia	S Magnolia	S Magnolia	S Magnolia	S Magnolia	S Magnolia
					Task	MAGCSO96	MAGCSO96	MAGCSO96	MAGCSO96	MAGCSO96	MALINS
					Sample ID	L9695-2	L9695-1	L9695-3	L9695-4	L9695-5	10014_19800101
					Sample Date	10/16/1996	10/16/1996	10/16/1996	10/16/1996	10/16/1996	01/01/1980
					Depth	0 - 2 cm	0 - 2 cm	0 - 2 cm	0 - 2 cm	0 - 2 cm	
	SMS_Marine_SCO_SCUMII	SMS_Marine_CSL_SCUMII	AET_Marine_SCO_SCUMII	AET_Marine_CSL_SCUMII							
Potassium						**874**	**857**	**872**	**705**	**956**	--
Selenium						3 U	2.8 U	2.9 U	3.4 U	3.3 U	--
Silicon						--	--	--	--	--	--
Silver	6.1	6.1	6.1	6.1		0.24 U	0.21 U	0.24 U	0.28 U	0.27 U	**1.3**
Sodium						**3180**	**3220**	**3170**	**2650**	**3430**	--
Thallium						12 U	11 U	12 U	14 U	13 U	--
Tin						--	--	--	--	--	--
Titanium						--	--	--	--	--	--
Vanadium						--	--	--	--	--	--
Zinc	410	960	410	960		**19.2**	**25.6**	**19.1**	**15.8**	**22.8**	--
Organometallic Compounds (µg/kg)											
Butyltin (n-Butyltin)						0.37 U	0.38 U	0.37 U	0.38 U	0.38 U	--
Dibutyltin						**1.2**	**0.63**	**0.99**	**1.3**	**1.3**	--
Dibutyltin dichloride						--	--	--	--	--	--
Tetrabutyltin						**0.75**	**0.5**	**0.5**	**0.75**	**0.89**	--
Tributyltin						**3.7**	**3.8**	**3.7**	**6.26**	**6.33**	--
Tributyltin chloride						--	--	--	--	--	--
Tripentyltin chloride						--	--	--	--	--	--
Volatile Organics (mg/kg-OC)											
Hexachlorobutadiene (Hexachloro-1,3-butadiene)	3.9	6.2				28 U	24 U	22 U	21 U	27 U	--
Volatile Organics (µg/kg)											
4-Nonylphenol						--	--	--	--	--	--
Chloroprene						--	--	--	--	--	**3.8**
Dibutyl chlorendate						--	--	--	--	--	--
Hexachlorobutadiene (Hexachloro-1,3-butadiene)			11	120		34 U	34 U	33 U	34 U	34 U	--
Semivolatile Organics (mg/kg-OC)											
1,2,4-Trichlorobenzene	0.81	1.8				0.72 UJ	0.62 UJ	0.59 UJ	0.52 UJ	0.68 UJ	--
1,2-Dichlorobenzene	2.3	2.3				0.72 UJ	0.62 UJ	0.59 UJ	0.52 UJ	0.68 UJ	--
1,4-Dichlorobenzene	3.1	9				0.72 UJ	0.62 UJ	0.59 UJ	0.52 UJ	0.68 UJ	--
2-Methylnaphthalene	38	64				--	--	--	--	--	--
Acenaphthene	16	57				--	--	--	--	--	--
Acenaphthylene	66	66				--	--	--	--	--	--
Anthracene	220	1200				--	--	--	--	--	--
Benzo(a)anthracene	110	270				--	--	--	--	--	--
Benzo(a)pyrene	99	210				--	--	--	--	--	--
Benzo(b)fluoranthene						--	--	--	--	--	--
Benzo(b,j,k)fluoranthenes						--	--	--	--	--	--
Benzo(g,h,i)perylene	31	78				--	--	--	--	--	--
Benzo(k)fluoranthene						--	--	--	--	--	--
bis(2-Ethylhexyl)phthalate	47	78				20 U	**17**	**16**	**54.2**	**20**	--
Butylbenzyl phthalate	4.9	64				20 U	10 U	10 U	10 U	20 U	--
Chrysene	110	460				--	--	--	--	--	--
Dibenzo(a,h)anthracene	12	33				--	--	--	--	--	--
Dibenzofuran	15	58				--	--	--	--	--	--
Diethyl phthalate	61	110				28 U	24 U	22 U	21 U	27 U	--
Dimethyl phthalate	53	53				12 U	10 U	9.5 U	8.5 U	11 U	--

Table C-3
Sediment Data for S Magnolia Overflow

					Distance to CSO (ft)	569	576	581	598	631	861
					Location ID	MAGCSO96MG114W	MAGCSO96MG228W	MAGCSO96MG28P	MAGCSO96MG114E	MAGCSO96MG228E	MALINS10014
					Area	CentralBasinPugetSnd	CentralBasinPugetSnd	CentralBasinPugetSnd	CentralBasinPugetSnd	CentralBasinPugetSnd	CentralBasinPugetSnd
					CSO	S Magnolia	S Magnolia	S Magnolia	S Magnolia	S Magnolia	S Magnolia
					Task	MAGCSO96	MAGCSO96	MAGCSO96	MAGCSO96	MAGCSO96	MALINS
					Sample ID	L9695-2	L9695-1	L9695-3	L9695-4	L9695-5	10014_19800101
					Sample Date	10/16/1996	10/16/1996	10/16/1996	10/16/1996	10/16/1996	01/01/1980
					Depth	0 - 2 cm	0 - 2 cm	0 - 2 cm	0 - 2 cm	0 - 2 cm	
	SMS_Marine_SCO_SCUMII	SMS_Marine_CSL_SCUMII	AET_Marine_SCO_SCUMII	AET_Marine_CSL_SCUMII							
Di-n-butyl phthalate	220	1700			28 U	24 U	22 U	21 U	27 U	--	
Di-n-octyl phthalate	58	4500			20 U	10 U	10 U	10 U	20 U	--	
Fluoranthene	160	1200			--	--	--	--	--	--	
Fluorene	23	79			--	--	--	--	--	--	
Hexachlorobenzene	0.38	2.3			0.72 UJ	0.62 UJ	0.59 UJ	0.52 UJ	0.68 UJ	--	
Hexachlorobutadiene (Hexachloro-1,3-butadiene)	3.9	6.2			--	--	--	--	--	--	
Indeno(1,2,3-c,d)pyrene	34	88			--	--	--	--	--	--	
Naphthalene	99	170			--	--	--	--	--	--	
n-Nitrosodiphenylamine	11	11			28 U	24 U	22 U	21 U	27 U	--	
Phenanthrene	100	480			--	--	--	--	--	--	
Pyrene	1000	1400			--	--	--	--	--	--	
Total Benzofluoranthenes (lab reported total)	230	450			--	--	--	--	--	--	
Total Benzofluoranthenes (b,j,k) (U = 0)	230	450			--	--	--	--	--	--	
Total cPAH TEQ (7 minimum CAEPA 2005) (U = 0)					--	--	--	--	--	--	
Total HPAH (SMS) (U = 0)	960	5300			--	--	--	--	--	--	
Total LPAH (SMS) (U = 0)	370	780			--	--	--	--	--	--	
Semivolatile Organics (µg/kg)											
1,2,4-Trichlorobenzene			31	51	0.86 UJ	0.86 UJ	0.86 UJ	0.86 UJ	0.87 UJ	--	
1,2-Dichlorobenzene			35	50	0.86 UJ	0.86 UJ	0.86 UJ	0.86 UJ	0.87 UJ	--	
1,2-Diphenylhydrazine					66 U	66 U	66 U	66 U	67 U	--	
1,3-Dichlorobenzene					0.86 UJ	0.86 UJ	0.86 UJ	0.86 UJ	0.87 UJ	--	
1,4-Dichlorobenzene			110	110	0.86 UJ	0.86 UJ	0.86 UJ	0.86 UJ	0.87 UJ	--	
1-Methylnaphthalene					--	--	--	--	--	--	
2,2'-Oxybis (1-chloropropane)					66 U	66 U	66 U	66 U	67 U	--	
2,4,5-Trichlorophenol					140 U	140 U	140 U	140 U	140 U	--	
2,4,6-Trichlorophenol					140 U	140 U	140 U	140 U	140 U	--	
2,4-Dichlorophenol					34 U	34 U	33 U	34 U	34 U	--	
2,4-Dimethylphenol	29	29	29	29	34 UJ	34 UJ	33 UJ	34 UJ	34 UJ	--	
2,4-Dinitrophenol					66 U	66 U	66 U	66 U	67 U	--	
2,4-Dinitrotoluene					14 U	14 U	14 U	14 U	14 U	--	
2,6-Dinitrotoluene					14 U	14 U	14 U	14 U	14 U	--	
2-Chloronaphthalene					20 U	20 U	20 U	20 U	20 U	--	
2-Chlorophenol					66 U	66 U	66 U	66 U	67 U	--	
2-Fluorobiphenyl					--	--	--	--	--	--	
2-Fluorophenol					--	--	--	--	--	--	
2-Methylnaphthalene			670	670	--	--	--	--	--	--	
2-Methylphenol (o-Cresol)	63	63	63	63	34 U	34 U	33 U	34 U	34 U	--	
2-Nitroaniline					140 U	140 U	140 U	140 U	140 U	--	
2-Nitrophenol					34 U	34 U	33 U	34 U	34 U	--	
3,3'-Dichlorobenzidine					34 UJ	34 UJ	33 UJ	34 UJ	34 UJ	--	
3-Nitroaniline					140 U	140 U	140 U	140 U	140 U	--	
4-Bromophenyl-phenyl ether					14 U	14 U	14 U	14 U	14 U	--	
4-Chloro-3-methylphenol					66 U	66 U	66 U	66 U	67 U	--	
4-Chloroaniline					66 UJ	66 UJ	66 UJ	66 UJ	67 UJ	--	
4-Chlorophenyl phenyl ether					20 U	20 U	20 U	20 U	20 U	--	
4-Methylphenol (p-Cresol)	670	670	670	670	34 U	34 U	33 U	34 U	34 U	--	

Table C-3
Sediment Data for S Magnolia Overflow

					Distance to CSO (ft)	569	576	581	598	631	861
					Location ID	MAGCSO96MG114W	MAGCSO96MG228W	MAGCSO96MG28P	MAGCSO96MG114E	MAGCSO96MG228E	MALINS10014
					Area	CentralBasinPugetSnd	CentralBasinPugetSnd	CentralBasinPugetSnd	CentralBasinPugetSnd	CentralBasinPugetSnd	CentralBasinPugetSnd
					CSO	S Magnolia	S Magnolia	S Magnolia	S Magnolia	S Magnolia	S Magnolia
					Task	MAGCSO96	MAGCSO96	MAGCSO96	MAGCSO96	MAGCSO96	MALINS
					Sample ID	L9695-2	L9695-1	L9695-3	L9695-4	L9695-5	10014_19800101
					Sample Date	10/16/1996	10/16/1996	10/16/1996	10/16/1996	10/16/1996	01/01/1980
					Depth	0 - 2 cm	0 - 2 cm	0 - 2 cm	0 - 2 cm	0 - 2 cm	
	SMS_Marine_SCO_SCUMII	SMS_Marine_CSL_SCUMII	AET_Marine_SCO_SCUMII	AET_Marine_CSL_SCUMII							
4-Nitroaniline						140 U	140 U	140 U	140 U	140 U	--
4-Nitrophenol						66 U	66 U	66 U	66 U	67 U	--
Acenaphthene			500	500		--	--	--	--	--	--
Acenaphthylene			1300	1300		--	--	--	--	--	--
Aniline						66 UJ	66 UJ	66 UJ	66 UJ	67 UJ	--
Anthracene			960	960		--	--	--	--	--	--
Benzidine						**-99999 R**	**-99999 R**	**-99999 R**	**-99999 R**	**-99999 R**	--
Benzo(a)anthracene			1300	1600		--	--	--	--	--	--
Benzo(a)pyrene			1600	1600		--	--	--	--	--	--
Benzo(b)fluoranthene						--	--	--	--	--	--
Benzo(b,j,k)fluoranthenes						--	--	--	--	--	--
Benzo(e)pyrene						--	--	--	--	--	--
Benzo(g,h,i)perylene			670	720		--	--	--	--	--	--
Benzo(k)fluoranthene						--	--	--	--	--	--
Benzoic acid	650	650	650	650		140 U	140 U	140 U	140 U	140 U	--
Benzyl alcohol	57	73	57	73		34 U	34 U	33 U	34 U	34 U	--
Biphenyl (1,1'-Biphenyl)						--	--	--	--	--	**6**
bis(2-Chloroethoxy)methane						34 U	34 U	33 U	34 U	34 U	--
bis(2-Chloroethyl)ether						20 U	20 U	20 U	20 U	20 U	--
bis(2-Ethylhexyl)phthalate			1300	3100		20 U	**24**	**24**	**88.9**	**25**	--
Butylbenzyl phthalate			63	900		20 U	20 U	20 U	20 U	20 U	--
Carbazole						--	--	--	--	--	--
Chlorinated Benzenes						--	--	--	--	--	--
Cholesterol						--	--	--	--	--	--
Chrysene			1400	2800		--	--	--	--	--	--
Coprostanol (Cholestan-3-ol (3B, 5B))						140 U	140 U	140 U	140 U	140 U	--
Dibenzo(a,h)anthracene			230	230		--	--	--	--	--	--
Dibenzofuran			540	540		--	--	--	--	--	--
Diethyl phthalate			200	1200		34 U	34 U	33 U	34 U	34 U	--
Dimethyl phthalate			71	160		14 U	14 U	14 U	14 U	14 U	--
Di-n-butyl phthalate			1400	1400		34 U	34 U	33 U	34 U	34 U	--
Dinitro-o-cresol (4,6-Dinitro-2-methylphenol)						66 U	66 U	66 U	66 U	67 U	--
Di-n-octyl phthalate			6200	6200		20 U	20 U	20 U	20 U	20 U	--
Fluoranthene			1700	2500		--	--	--	--	--	--
Fluorene			540	540		--	--	--	--	--	--
Hexachlorobenzene			22	70		0.86 UJ	0.86 UJ	0.86 UJ	0.86 UJ	0.87 UJ	**0.07**
Hexachlorobutadiene (Hexachloro-1,3-butadiene)			11	120		--	--	--	--	--	--
Hexachlorocyclopentadiene						34 UJ	34 UJ	33 UJ	34 UJ	34 UJ	--
Hexachloroethane						34 U	34 U	33 U	34 U	34 U	--
Indeno(1,2,3-c,d)pyrene			600	690		--	--	--	--	--	--
Isophorone						34 U	34 U	33 U	34 U	34 U	--
Naphthalene			2100	2100		--	--	--	--	--	--
Nitrobenzene						34 U	34 U	33 U	34 U	34 U	--
n-Nitrosodimethylamine						140 U	140 U	140 U	140 U	140 U	--
n-Nitrosodi-n-propylamine						34 U	34 U	33 U	34 U	34 U	--
n-Nitrosodiphenylamine			28	40		34 U	34 U	33 U	34 U	34 U	--

Table C-3
Sediment Data for S Magnolia Overflow

					Distance to CSO (ft)	569	576	581	598	631	861
					Location ID	MAGCSO96MG114W	MAGCSO96MG228W	MAGCSO96MG28P	MAGCSO96MG114E	MAGCSO96MG228E	MALINS10014
					Area	CentralBasinPugetSnd	CentralBasinPugetSnd	CentralBasinPugetSnd	CentralBasinPugetSnd	CentralBasinPugetSnd	CentralBasinPugetSnd
					CSO	S Magnolia	S Magnolia	S Magnolia	S Magnolia	S Magnolia	S Magnolia
					Task	MAGCSO96	MAGCSO96	MAGCSO96	MAGCSO96	MAGCSO96	MALINS
					Sample ID	L9695-2	L9695-1	L9695-3	L9695-4	L9695-5	10014_19800101
					Sample Date	10/16/1996	10/16/1996	10/16/1996	10/16/1996	10/16/1996	01/01/1980
					Depth	0 - 2 cm	0 - 2 cm	0 - 2 cm	0 - 2 cm	0 - 2 cm	
	SMS_Marine_SCO_SCUMII	SMS_Marine_CSL_SCUMII	AET_Marine_SCO_SCUMII	AET_Marine_CSL_SCUMII							
Pentachlorophenol	360	690	360	690	34 UJ	34 UJ	33 UJ	34 UJ	34 UJ	--	
Perylene					--	--	--	--	--	--	
Phenanthrene			1500	1500	--	--	--	--	--	--	
Phenol	420	1200	420	1200	140 U	140 U	140 U	140 U	140 U	--	
Pyrene			2600	3300	--	--	--	--	--	--	
Total Benzofluoranthenes (lab reported total)			3200	3600	--	--	--	--	--	--	
Total Benzofluoranthenes (b,j,k) (U = 0)			3200	3600	--	--	--	--	--	--	
Total cPAH TEQ (7 minimum CAEPA 2005) (U = 0)					--	--	--	--	--	--	
Total HPAH (SMS) (U = 0)			12000	17000	--	--	--	--	--	--	
Total LPAH (SMS) (U = 0)			5200	5200	--	--	--	--	--	--	
Polycyclic Aromatic Hydrocarbons (mg/kg-OC)											
2-Methylnaphthalene	38	64			44 U	39 U	36 U	33 U	42 U	--	
Acenaphthene	16	57			12 U	10 U	9.5 U	8.5 U	11 U	--	
Acenaphthylene	66	66			20 U	10 U	10 U	10 U	20 U	--	
Anthracene	220	1200			20 UJ	10 UJ	10 UJ	10 UJ	20 UJ	--	
Benzo(a)anthracene	110	270			20 UJ	10 UJ	**15**	10 UJ	**21**	--	
Benzo(a)pyrene	99	210			28 UJ	24 UJ	22 UJ	21 UJ	**32**	--	
Benzo(b)fluoranthene					44 UJ	39 UJ	36 UJ	33 UJ	42 UJ	--	
Benzo(g,h,i)perylene	31	78			28 UJ	24 UJ	22 UJ	21 UJ	27 UJ	--	
Benzo(k)fluoranthene					44 UJ	39 UJ	36 UJ	33 UJ	42 UJ	--	
Chrysene	110	460			**18**	**17**	**21**	10 UJ	**29.8 J**	--	
Dibenzo(a,h)anthracene	12	33			44 U	39 U	36 U	33 U	42 U	--	
Dibenzofuran	15	58			28 U	24 U	22 U	21 U	27 U	--	
Fluoranthene	160	1200			**18**	**10**	**18**	**13**	**20**	--	
Fluorene	23	79			20 UJ	10 UJ	10 UJ	10 UJ	20 UJ	--	
Indeno(1,2,3-c,d)pyrene	34	88			28 UJ	24 UJ	22 UJ	21 UJ	27 UJ	--	
Naphthalene	99	170			44 UJ	39 UJ	36 UJ	33 UJ	42 UJ	--	
Phenanthrene	100	480			20 UJ	10 UJ	10 UJ	10 UJ	20 UJ	--	
Pyrene	1000	1400			**20**	**17**	**20**	**13**	**28 J**	--	
Total Benzofluoranthenes (b,j,k) (U = 0)	230	450			44 UJ	39 UJ	36 UJ	33 UJ	42 UJ	--	
Total cPAH TEQ (7 minimum CAEPA 2005) (U = 0)					**0.2 J**	**0.2 J**	**1.7 J**	20 UJ	**34 J**	--	
Total HPAH (SMS) (U = 0)	960	5300			**60 J**	**50 J**	**74 J**	**30 J**	**100 J**	--	
Total LPAH (SMS) (U = 0)	370	780			40 UJ	40 UJ	40 UJ	30 UJ	40 UJ	--	
Polycyclic Aromatic Hydrocarbons (µg/kg)											
1-Methylnaphthalene					--	--	--	--	--	--	
1-Methylphenanthrene					--	--	--	--	--	--	
2,3,5-Trimethylnaphthalene (1,6,7-Trimethylnaphthalene)					--	--	--	--	--	--	
2,6-Dimethylnaphthalene					--	--	--	--	--	--	
2-Methylnaphthalene			670	670	53 U	54 U	53 U	54 U	54 U	**20**	
2-Methylphenanthrene					--	--	--	--	--	--	
Acenaphthene			500	500	14 U	14 U	14 U	14 U	14 U	**4**	
Acenaphthylene			1300	1300	20 U	20 U	20 U	20 U	20 U	**4**	
Anthracene			960	960	20 UJ	20 UJ	20 UJ	20 UJ	20 UJ	**30**	
Benzo(a)anthracene			1300	1600	20 UJ	20 UJ	**22**	20 UJ	**27**	**80**	
Benzo(a)pyrene			1600	1600	34 UJ	34 UJ	33 UJ	34 UJ	**41**	**40**	
Benzo(b)fluoranthene					53 UJ	54 UJ	53 UJ	54 UJ	54 UJ	--	

Table C-3
Sediment Data for S Magnolia Overflow

					Distance to CSO (ft)	569	576	581	598	631	861
					Location ID	MAGCSO96MG114W	MAGCSO96MG228W	MAGCSO96MG28P	MAGCSO96MG114E	MAGCSO96MG228E	MALINS10014
					Area	CentralBasinPugetSnd	CentralBasinPugetSnd	CentralBasinPugetSnd	CentralBasinPugetSnd	CentralBasinPugetSnd	CentralBasinPugetSnd
					CSO	S Magnolia	S Magnolia	S Magnolia	S Magnolia	S Magnolia	S Magnolia
					Task	MAGCSO96	MAGCSO96	MAGCSO96	MAGCSO96	MAGCSO96	MALINS
					Sample ID	L9695-2	L9695-1	L9695-3	L9695-4	L9695-5	10014_19800101
					Sample Date	10/16/1996	10/16/1996	10/16/1996	10/16/1996	10/16/1996	01/01/1980
					Depth	0 - 2 cm	0 - 2 cm	0 - 2 cm	0 - 2 cm	0 - 2 cm	
	SMS_Marine_SCO_SCUMII	SMS_Marine_CSL_SCUMII	AET_Marine_SCO_SCUMII	AET_Marine_CSL_SCUMII							
Benzo(e)pyrene						--	--	--	--	--	--
Benzo(g,h,i)perylene			670	720		34 UJ	34 UJ	33 UJ	34 UJ	34 UJ	--
Benzo(k)fluoranthene						53 UJ	54 UJ	53 UJ	54 UJ	54 UJ	--
Carbazole						34 U	34 U	33 U	34 U	34 U	--
Chrysene			1400	2800		**21**	**24**	**31**	20 UJ	**38.1 J**	**70**
Dibenzo(a,h)anthracene			230	230		53 U	54 U	53 U	54 U	54 U	--
Dibenzofuran			540	540		34 U	34 U	33 U	34 U	34 U	--
Dibenzothiophene						--	--	--	--	--	**1**
Fluoranthene			1700	2500		**22**	**20**	**27**	**21**	**30**	**130**
Fluorene			540	540		20 UJ	20 UJ	20 UJ	20 UJ	20 UJ	**10**
Indeno(1,2,3-c,d)pyrene			600	690		34 UJ	34 UJ	33 UJ	34 UJ	34 UJ	**30**
Naphthalene			2100	2100		53 UJ	54 UJ	53 UJ	54 UJ	54 UJ	**50**
Perylene						--	--	--	--	--	--
Phenanthrene			1500	1500		20 UJ	20 UJ	20 UJ	20 UJ	20 UJ	**80**
Pyrene			2600	3300		**24**	**23**	**29**	**21**	**36 J**	**160**
Retene						--	--	--	--	--	--
Total PAH (reported, not calculated)						--	--	--	--	--	**1200**
Total Benzofluoranthenes (b,j,k) (U = 0)			3200	3600		53 UJ	54 UJ	53 UJ	54 UJ	54 UJ	--
Total cPAH TEQ (7 minimum CAEPA 2005) (U = 0)						**0.21 J**	**0.24 J**	**2.5 J**	34 UJ	**44 J**	**52**
Total HPAH (SMS) (U = 0)			12000	17000		**67 J**	**67 J**	**110 J**	**42 J**	**170 J**	**510**
Total LPAH (SMS) (U = 0)			5200	5200		53 UJ	54 UJ	53 UJ	54 UJ	54 UJ	**180**
Alkylated Polycyclic Aromatic Hydrocarbons (µg/kg)											
C1-Chrysenes						--	--	--	--	--	--
C1-Dibenzothiophenes						--	--	--	--	--	--
C1-Fluoranthenes/Pyrenes						--	--	--	--	--	--
C1-Fluorenes						--	--	--	--	--	--
C1-Naphthalenes						--	--	--	--	--	--
C1-Phenanthrenes/Anthracenes						--	--	--	--	--	--
C2-Chrysenes						--	--	--	--	--	--
C2-Dibenzothiophenes						--	--	--	--	--	--
C2-Fluorenes						--	--	--	--	--	--
C2-Naphthalenes						--	--	--	--	--	--
C2-Phenanthrenes/Anthracenes						--	--	--	--	--	--
C3-Chrysenes						--	--	--	--	--	--
C3-Dibenzothiophenes						--	--	--	--	--	--
C3-Fluorenes						--	--	--	--	--	--
C3-Naphthalenes						--	--	--	--	--	--
C3-Phenanthrenes/Anthracenes						--	--	--	--	--	--
C4-Chrysenes						--	--	--	--	--	--
C4-Naphthalenes						--	--	--	--	--	--
C4-Phenanthrenes/Anthracenes						--	--	--	--	--	--
Pesticides (µg/kg)											
2,4'-DDD (o,p'-DDD)						--	--	--	--	--	--
2,4'-DDE (o,p'-DDE)						--	--	--	--	--	--
2,4'-DDT (o,p'-DDT)						--	--	--	--	--	--
4,4'-DDD (p,p'-DDD)						1.6 UJ	1.6 UJ	1.6 UJ	1.6 UJ	1.6 UJ	--

Table C-3
Sediment Data for S Magnolia Overflow

				Distance to CSO (ft)	569	576	581	598	631	861
				Location ID	MAGCSO96MG114W	MAGCSO96MG228W	MAGCSO96MG28P	MAGCSO96MG114E	MAGCSO96MG228E	MALINS10014
				Area	CentralBasinPugetSnd	CentralBasinPugetSnd	CentralBasinPugetSnd	CentralBasinPugetSnd	CentralBasinPugetSnd	CentralBasinPugetSnd
				CSO	S Magnolia	S Magnolia	S Magnolia	S Magnolia	S Magnolia	S Magnolia
				Task	MAGCSO96	MAGCSO96	MAGCSO96	MAGCSO96	MAGCSO96	MALINS
				Sample ID	L9695-2	L9695-1	L9695-3	L9695-4	L9695-5	10014_19800101
				Sample Date	10/16/1996	10/16/1996	10/16/1996	10/16/1996	10/16/1996	01/01/1980
				Depth	0 - 2 cm	0 - 2 cm	0 - 2 cm	0 - 2 cm	0 - 2 cm	
	SMS_Marine_SCO_SCUMII	SMS_Marine_CSL_SCUMII	AET_Marine_SCO_SCUMII	AET_Marine_CSL_SCUMII						
4,4'-DDE (p,p'-DDE)					1.6 UJ	1.6 UJ	1.6 UJ	1.6 UJ	1.6 UJ	--
4,4'-DDT (p,p'-DDT)					1.6 U	1.6 U	1.6 U	1.6 U	1.6 U	--
Aldrin					1.6 U	1.6 U	1.6 U	1.6 U	1.6 U	--
Chlordane					8.3 U	8.4 U	8.3 U	8.4 U	8.5 U	--
Chlordane, alpha- (Chlordane, cis-)					--	--	--	--	--	--
Chlordane, beta- (Chlordane, trans-)					--	--	--	--	--	--
Chlorpyrifos					--	--	--	--	--	--
Dieldrin					1.6 U	1.6 U	1.6 U	1.6 U	1.6 U	--
Endosulfan					1.6 U	1.6 U	1.6 U	1.6 U	1.6 U	--
Endosulfan sulfate					1.6 U	1.6 U	1.6 U	1.6 U	1.6 U	--
Endosulfan, alpha- (I)					--	--	--	--	--	--
Endosulfan, beta (II)					--	--	--	--	--	--
Endrin					1.6 UJ	1.6 UJ	1.6 UJ	1.6 UJ	1.6 UJ	--
Endrin aldehyde					**-99999 R**	**-99999 R**	**-99999 R**	**-99999 R**	**-99999 R**	--
Endrin ketone					--	--	--	--	--	--
Heptachlor					1.6 U	1.6 U	1.6 U	1.6 U	1.6 U	--
Heptachlor epoxide					1.6 U	1.6 U	1.6 U	1.6 U	1.6 U	--
Hexachlorocyclohexane (BHC), alpha-					1.6 U	1.6 U	1.6 U	1.6 U	1.6 U	--
Hexachlorocyclohexane (BHC), beta-					1.6 U	1.6 U	1.6 U	1.6 U	1.6 U	--
Hexachlorocyclohexane (BHC), delta-					1.6 U	1.6 U	1.6 U	1.6 U	1.6 U	--
Hexachlorocyclohexane (BHC), gamma- (Lindane)					--	--	--	--	--	--
Hexachlorocyclohexane (tech grade)					1.6 U	1.6 U	1.6 U	1.6 U	1.6 U	--
Methoxychlor					8.3 U	8.4 U	8.3 U	8.4 U	8.5 U	--
Mirex					--	--	--	--	--	--
Nonachlor, cis-					--	--	--	--	--	--
Nonachlor, trans-					--	--	--	--	--	--
Oxychlordane					--	--	--	--	--	--
Tetrachloro-m-xylene					--	--	--	--	--	--
Total 2,4' and 4,4'-DDD,-DDE,-DDT (reported, not calculated)					--	--	--	--	--	--
Toxaphene					16 U	16 U	16 U	16 U	16 U	--
Dioxin Furans (ng/kg)										
2,3,7,8-Tetrachlorodibenzo-p-dioxin (TCDD)					--	--	--	--	--	--
1,2,3,7,8-Pentachlorodibenzo-p-dioxin (PeCDD)					--	--	--	--	--	--
1,2,3,4,7,8-Hexachlorodibenzo-p-dioxin (HxCDD)					--	--	--	--	--	--
1,2,3,6,7,8-Hexachlorodibenzo-p-dioxin (HxCDD)					--	--	--	--	--	--
1,2,3,7,8,9-Hexachlorodibenzo-p-dioxin (HxCDD)					--	--	--	--	--	--
1,2,3,4,6,7,8-Heptachlorodibenzo-p-dioxin (HpCDD)					--	--	--	--	--	--
1,2,3,4,6,7,8,9-Octachlorodibenzo-p-dioxin (OCDD)					--	--	--	--	--	--
2,3,7,8-Tetrachlorodibenzofuran (TCDF)					--	--	--	--	--	--
1,2,3,7,8-Pentachlorodibenzofuran (PeCDF)					--	--	--	--	--	--
2,3,4,7,8-Pentachlorodibenzofuran (PeCDF)					--	--	--	--	--	--
1,2,3,4,7,8-Hexachlorodibenzofuran (HxCDF)					--	--	--	--	--	--
1,2,3,6,7,8-Hexachlorodibenzofuran (HxCDF)					--	--	--	--	--	--
1,2,3,7,8,9-Hexachlorodibenzofuran (HxCDF)					--	--	--	--	--	--
2,3,4,6,7,8-Hexachlorodibenzofuran (HxCDF)					--	--	--	--	--	--
1,2,3,4,6,7,8-Heptachlorodibenzofuran (HpCDF)					--	--	--	--	--	--

Table C-3
Sediment Data for S Magnolia Overflow

					Distance to CSO (ft)	569	576	581	598	631	861
					Location ID	MAGCSO96MG114W	MAGCSO96MG228W	MAGCSO96MG28P	MAGCSO96MG114E	MAGCSO96MG228E	MALINS10014
					Area	CentralBasinPugetSnd	CentralBasinPugetSnd	CentralBasinPugetSnd	CentralBasinPugetSnd	CentralBasinPugetSnd	CentralBasinPugetSnd
					CSO	S Magnolia	S Magnolia	S Magnolia	S Magnolia	S Magnolia	S Magnolia
					Task	MAGCSO96	MAGCSO96	MAGCSO96	MAGCSO96	MAGCSO96	MALINS
					Sample ID	L9695-2	L9695-1	L9695-3	L9695-4	L9695-5	10014_19800101
					Sample Date	10/16/1996	10/16/1996	10/16/1996	10/16/1996	10/16/1996	01/01/1980
					Depth	0 - 2 cm	0 - 2 cm	0 - 2 cm	0 - 2 cm	0 - 2 cm	
	SMS_Marine_SCO_SCUMII	SMS_Marine_CSL_SCUMII	AET_Marine_SCO_SCUMII	AET_Marine_CSL_SCUMII							
1,2,3,4,7,8,9-Heptachlorodibenzofuran (HpCDF)					--	--	--	--	--	--	--
1,2,3,4,6,7,8,9-Octachlorodibenzofuran (OCDF)					--	--	--	--	--	--	--
Dioxin Furans (mg/kg-OC)											
Total Dioxin/Furan TEQ 2005 (Mammal) (U = 0)					--	--	--	--	--	--	--
Dioxin Furans (ng/kg)											
Total Dioxin/Furan TEQ 2005 (Mammal) (U = 0)					--	--	--	--	--	--	--
PCB Aroclors (mg/kg-OC)											
Total PCB Aroclors (SMS Marine 2013) (U = 0)	12	65			13 U	12 U	11 U	9.8 U	13 U	--	
PCB Aroclors (µg/kg)											
Aroclor 1016					16 U	16 U	16 U	16 U	16 U	--	
Aroclor 1221					16 U	16 U	16 U	16 U	16 U	--	
Aroclor 1232					16 U	16 U	16 U	16 U	16 U	--	
Aroclor 1242					16 U	16 U	16 U	16 U	16 U	--	
Aroclor 1248					16 U	16 U	16 U	16 U	16 U	--	
Aroclor 1254					16 U	16 U	16 U	16 U	16 U	--	
Aroclor 1260					16 U	16 U	16 U	16 U	16 U	--	
Aroclor 1262					--	--	--	--	--	--	
Aroclor 1268					--	--	--	--	--	--	
Total PCB (reported, not calculated)					--	--	--	--	--	--	**35**
Total PCB Aroclors (SMS Marine 2013) (U = 0)			130	1000	16 U	16 U	16 U	16 U	16 U	--	
PCB Congeners (ng/kg)											
PCB-008					--	--	--	--	--	--	
PCB-018					--	--	--	--	--	--	
PCB-028					--	--	--	--	--	--	
PCB-044					--	--	--	--	--	--	
PCB-052					--	--	--	--	--	--	
PCB-066					--	--	--	--	--	--	
PCB-077					--	--	--	--	--	--	
PCB-101					--	--	--	--	--	--	
PCB-105					--	--	--	--	--	--	

Table C-3
Sediment Data for S Magnolia Overflow

				Distance to CSO (ft)	569	576	581	598	631	861
				Location ID	MAGCSO96MG114W	MAGCSO96MG228W	MAGCSO96MG28P	MAGCSO96MG114E	MAGCSO96MG228E	MALINS10014
				Area	CentralBasinPugetSnd	CentralBasinPugetSnd	CentralBasinPugetSnd	CentralBasinPugetSnd	CentralBasinPugetSnd	CentralBasinPugetSnd
				CSO	S Magnolia	S Magnolia	S Magnolia	S Magnolia	S Magnolia	S Magnolia
				Task	MAGCSO96	MAGCSO96	MAGCSO96	MAGCSO96	MAGCSO96	MALINS
				Sample ID	L9695-2	L9695-1	L9695-3	L9695-4	L9695-5	10014_19800101
				Sample Date	10/16/1996	10/16/1996	10/16/1996	10/16/1996	10/16/1996	01/01/1980
				Depth	0 - 2 cm	0 - 2 cm	0 - 2 cm	0 - 2 cm	0 - 2 cm	
	SMS_Marine_SCO_SCUMII	SMS_Marine_CSL_SCUMII	AET_Marine_SCO_SCUMII	AET_Marine_CSL_SCUMII						
PCB-118					--	--	--	--	--	--
PCB-126					--	--	--	--	--	--
PCB-128					--	--	--	--	--	--
PCB-138					--	--	--	--	--	--
PCB-153					--	--	--	--	--	--
PCB-169					--	--	--	--	--	--
PCB-170					--	--	--	--	--	--
PCB-180					--	--	--	--	--	--
PCB-187					--	--	--	--	--	--
PCB-195					--	--	--	--	--	--
PCB-206					--	--	--	--	--	--
PCB-209					--	--	--	--	--	--
Polybrominated biphenyls (ng/kg)										
2,4,5,2',4',5'-Hexabromobiphenyl					--	--	--	--	--	--
Polybrominated biphenyls (PBB)					--	--	--	--	--	--
Polybrominated diphenyl ethers (ng/kg)										
PBDE-047					--	--	--	--	--	--
PBDE-049					--	--	--	--	--	--
PBDE-066					--	--	--	--	--	--
PBDE-071					--	--	--	--	--	--
PBDE-099					--	--	--	--	--	--
PBDE-100					--	--	--	--	--	--
PBDE-138					--	--	--	--	--	--
PBDE-153					--	--	--	--	--	--
PBDE-154					--	--	--	--	--	--
PBDE-183					--	--	--	--	--	--
PBDE-184					--	--	--	--	--	--
PBDE-191					--	--	--	--	--	--
PBDE-209					--	--	--	--	--	--
Total Petroleum Hydrocarbons (mg/kg)										
Oil and grease					**300**	**526**	**644**	**576**	**290**	--
Pharmaceuticals and Personal Care Products (µg/kg)										
Caffeine					--	--	--	--	--	--

Table C-3
Sediment Data for S Magnolia Overflow

				Distance to CSO (ft)	1021	1223	1223	1223	1223	1223	1348
				Location ID	MAGCSO96MG1000E	PSAMP/NOAA-177	URBANWATERS-177	URBANWATERS-177	UWI2007-177	UWI2007-177	TPPSS0087
				Area	CentralBasinPugetSnd	CentralBasinPugetSnd	CentralBasinPugetSnd	CentralBasinPugetSnd	CentralBasinPugetSnd	CentralBasinPugetSnd	CentralBasinPugetSnd
				CSO	S Magnolia	S Magnolia	S Magnolia	S Magnolia	S Magnolia	S Magnolia	S Magnolia
				Task	MAGCSO96	PSAMPNOA	UWI_EB07	UWI_EB07	UWI2007	UWI2007	TPPS
				Sample ID	L9695-6	98259046	EB-177_20070618_0-10CM	EB-177_20070618_0-2CM	07-17469-LM43M	7254320_20070618	S0087_19820929
				Sample Date	10/16/1996	06/16/1998	06/18/2007	06/18/2007	06/18/2007	06/18/2007	09/29/1982
				Depth	0 - 2 cm	0 - 3 cm	0 - 10 cm	0 - 2 cm	0 - 3 cm	0 - 3 cm	
	SMS_Marine_SCO_SCUMII	SMS_Marine_CSL_SCUMII	AET_Marine_SCO_SCUMII	AET_Marine_CSL_SCUMII							
Conventional Parameters (mg/kg)											
Ammonia					**2.51**	--	--	--	--	--	--
Nitrogen, total (nitrate, nitrite, Kjeldahl) (calculated)					--	--	--	--	--	--	--
Sulfide					**27.5**	--	--	--	--	--	--
Conventional Parameters (pct)											
Total organic carbon					**0.176**	**0.15**	**0.16**	--	--	**0.17**	--
Total solids					**80**	**72.92**	**79.4**	--	--	--	--
Total volatile solids					**1.01**	--	--	--	--	--	--
Grain Size (pct)											
Pebble					--	--	--	--	--	--	--
Gravel					**1**	**0.25**	**0.2**	--	**0.1**	--	--
Granule (very fine gravel)					--	--	--	--	--	--	--
Sand					**91**	**94.97**	--	--	**96.3**	--	--
Sand, very coarse					--	--	**0.3**	--	--	--	--
Sand, coarse					--	--	**1.7**	--	--	--	--
Sand, medium					--	--	**38.8**	--	--	--	--
Sand, fine					--	--	**51.3**	--	--	--	--
Sand, very fine					--	--	**4.9**	--	--	--	--
Silt					**4.2**	**3.03**	--	--	**2.9**	--	--
Silt, coarse					--	--	--	--	--	--	--
Silt, medium					--	--	--	--	--	--	--
Silt, fine					--	--	--	--	--	--	--
Silt, very fine					--	--	--	--	--	--	--
Total fines (Reported, not calculated)					--	--	**2.8**	--	--	--	--
Clay					**4**	**1.75**	--	--	**0.7**	--	--
Clay, coarse					--	--	--	--	--	--	--
Clay, medium					--	--	--	--	--	--	--
Clay, fine					--	--	--	--	--	--	--
Metals (mg/kg)											
Aluminum					**7450**	**45000**	--	--	--	--	--
Antimony					1.9 UJ	**0.5 J**	--	--	--	--	**2.1**
Arsenic	57	93	57	93	**6.1**	**4.83**	**3.2**	--	--	**3.13**	**9.1**
Barium					**15.4**	**354**	--	--	--	--	--
Beryllium					**0.084**	**0.94**	--	--	--	--	**0.29**
Cadmium	5.1	6.7	5.1	6.7	0.19 U	**1.3**	**0.17**	--	--	**0.14**	**0.16**
Calcium					**3840 J**	**18400**	--	--	--	--	--
Chromium	260	270	260	270	**17.1**	**109**	**29.9**	--	--	**27.9**	**17**
Cobalt					--	**9.7**	--	--	--	--	--
Copper	390	390	390	390	**10.5**	**7.3**	**7.49**	--	--	**6.51**	**15**
Iron					**11100**	**34000**	--	--	--	--	**15000**
Lead	450	530	450	530	**6.5**	**12**	**8.03**	--	--	**6.99**	**30**
Magnesium					**4450**	**10000**	--	--	--	--	--
Manganese					**165**	**825**	--	--	--	--	**200**
Mercury	0.41	0.59	0.41	0.59	**0.051**	**0.071**	--	--	--	**0.048**	**0.2**
Molybdenum					1.3 U	--	--	--	--	--	--
Nickel					**19**	**35**	**23**	--	--	**20.5**	**10**

Table C-3
Sediment Data for S Magnolia Overflow

					Distance to CSO (ft)	1021	1223	1223	1223	1223	1223	1348
					Location ID	MAGCSO96MG1000E	PSAMP/NOAA-177	URBANWATERS-177	URBANWATERS-177	UWI2007-177	UWI2007-177	TPPSS0087
					Area	CentralBasinPugetSnd	CentralBasinPugetSnd	CentralBasinPugetSnd	CentralBasinPugetSnd	CentralBasinPugetSnd	CentralBasinPugetSnd	CentralBasinPugetSnd
					CSO	S Magnolia	S Magnolia	S Magnolia	S Magnolia	S Magnolia	S Magnolia	S Magnolia
					Task	MAGCSO96	PSAMPNOAA	UWI_EB07	UWI_EB07	UWI2007	UWI2007	TPPS
					Sample ID	L9695-6	98259046	EB-177_20070618_0-10CM	EB-177_20070618_0-2CM	07-17469-LM43M	7254320_20070618	S0087_19820929
					Sample Date	10/16/1996	06/16/1998	06/18/2007	06/18/2007	06/18/2007	06/18/2007	09/29/1982
					Depth	0 - 2 cm	0 - 3 cm	0 - 10 cm	0 - 2 cm	0 - 3 cm	0 - 3 cm	
	SMS_Marine_SCO_SCUMII	SMS_Marine_CSL_SCUMII	AET_Marine_SCO_SCUMII	AET_Marine_CSL_SCUMII								
Potassium						**946**	**692**	--	--	--	--	--
Selenium						3.3 U	0.3 U	0.5 U	--	--	0.5 U	**0.21**
Silicon						--	**294000**	--	--	--	--	--
Silver	6.1	6.1	6.1	6.1		0.26 U	**0.11**	0.1 U	--	--	0.1 U	**0.25**
Sodium						**3400**	**24700**	--	--	--	--	--
Thallium						13 U	**0.62**	--	--	--	--	0.1 U
Tin						--	**1.6**	**0.7**	--	--	**0.76**	--
Titanium						--	**5090**	--	--	--	--	--
Vanadium						--	**122**	--	--	--	--	--
Zinc	410	960	410	960		**23.6**	**58.5**	**33**	--	--	**32**	**50**
Organometallic Compounds (µg/kg)												
Butyltin (n-Butyltin)						0.38 U	--	--	--	--	--	--
Dibutyltin						**1.3**	--	--	--	--	--	--
Dibutyltin dichloride						--	**2 J**	--	--	--	--	--
Tetrabutyltin						**1**	--	--	--	--	--	--
Tributyltin						**8.75**	--	--	--	--	--	--
Tributyltin chloride						--	**2.1 J**	--	--	--	--	--
Tripentyltin chloride						--	**1190000000**	--	--	--	--	--
Volatile Organics (mg/kg-OC)												
Hexachlorobutadiene (Hexachloro-1,3-butadiene)	3.9	6.2				19 U	3.5 U	--	--	--	--	--
Volatile Organics (µg/kg)												
4-Nonylphenol						--	5.3 U	--	--	--	17 U	--
Chloroprene						--	--	--	--	--	--	--
Dibutyl chlorendate						--	**1110000000**	--	--	--	--	--
Hexachlorobutadiene (Hexachloro-1,3-butadiene)			11	120		34 U	5.3 U	--	--	--	--	--
Semivolatile Organics (mg/kg-OC)												
1,2,4-Trichlorobenzene	0.81	1.8				0.49 UJ	3.5 U	--	--	--	5 U	--
1,2-Dichlorobenzene	2.3	2.3				0.49 UJ	3.5 U	--	--	--	5 U	--
1,4-Dichlorobenzene	3.1	9				0.49 UJ	3.5 U	--	--	--	5 U	--
2-Methylnaphthalene	38	64				--	--	**1**	--	--	**1.5**	--
Acenaphthene	16	57				--	--	**0.55 J**	--	--	**0.65**	--
Acenaphthylene	66	66				--	--	**1.6**	--	--	**2.5**	--
Anthracene	220	1200				--	--	**2.9**	--	--	**2.1**	--
Benzo(a)anthracene	110	270				--	--	**3.3**	--	--	**2**	--
Benzo(a)pyrene	99	210				--	--	**4.9**	--	--	**2.9**	--
Benzo(b)fluoranthene						--	--	**8.8**	--	--	**5.2**	--
Benzo(b,j,k)fluoranthenes						--	--	--	--	--	--	--
Benzo(g,h,i)perylene	31	78				--	--	**3.3**	--	--	**2.6**	--
Benzo(k)fluoranthene						--	--	**3.8**	--	--	**2.2**	--
bis(2-Ethylhexyl)phthalate	47	78				**14**	20 UJ	--	--	--	10 UJ	--
Butylbenzyl phthalate	4.9	64				10 U	3.5 U	--	--	--	10 UJ	--
Chrysene	110	460				--	--	**4.1**	--	--	**3**	--
Dibenzo(a,h)anthracene	12	33				--	--	**0.6 J**	--	--	**0.6 J**	--
Dibenzofuran	15	58				--	--	**1.8**	--	--	**1.9**	--
Diethyl phthalate	61	110				19 U	3.5 U	--	--	--	10 U	--
Dimethyl phthalate	53	53				8 U	3.5 U	--	--	--	10 U	--

Table C-3
Sediment Data for S Magnolia Overflow

					Distance to CSO (ft)	1021	1223	1223	1223	1223	1223	1348
					Location ID	MAGCSO96MG1000E	PSAMP/NOAA-177	URBANWATERS-177	URBANWATERS-177	UWI2007-177	UWI2007-177	TPPSS0087
					Area	CentralBasinPugetSnd	CentralBasinPugetSnd	CentralBasinPugetSnd	CentralBasinPugetSnd	CentralBasinPugetSnd	CentralBasinPugetSnd	CentralBasinPugetSnd
					CSO	S Magnolia	S Magnolia	S Magnolia	S Magnolia	S Magnolia	S Magnolia	S Magnolia
					Task	MAGCSO96	PSAMPNOAA	UWI_EB07	UWI_EB07	UWI2007	UWI2007	TPPS
					Sample ID	L9695-6	98259046	EB-177_20070618_0-10CM	EB-177_20070618_0-2CM	07-17469-LM43M	7254320_20070618	S0087_19820929
					Sample Date	10/16/1996	06/16/1998	06/18/2007	06/18/2007	06/18/2007	06/18/2007	09/29/1982
					Depth	0 - 2 cm	0 - 3 cm	0 - 10 cm	0 - 2 cm	0 - 3 cm	0 - 3 cm	
	SMS_Marine_SCO_SCUMII	SMS_Marine_CSL_SCUMII	AET_Marine_SCO_SCUMII	AET_Marine_CSL_SCUMII								
Di-n-butyl phthalate	220	1700			19 U	26 UJ	--	--	--	20 U	--	
Di-n-octyl phthalate	58	4500			10 U	3.5 U	--	--	--	10 UJ	--	
Fluoranthene	160	1200			--	--	**6**	--	--	**5.8**	--	
Fluorene	23	79			--	--	**1.1**	--	--	**1.1**	--	
Hexachlorobenzene	0.38	2.3			0.49 UJ	0.17 U	--	--	--	0.31 U	--	
Hexachlorobutadiene (Hexachloro-1,3-butadiene)	3.9	6.2			--	--	--	--	--	5 U	--	
Indeno(1,2,3-c,d)pyrene	34	88			--	--	**3.6**	--	--	**2**	--	
Naphthalene	99	170			--	--	**2.2**	--	--	3 UJ	--	
n-Nitrosodiphenylamine	11	11			19 U	3.5 U	--	--	--	10 UJ	--	
Phenanthrene	100	480			--	--	**4.2**	--	--	**3.1**	--	
Pyrene	1000	1400			--	--	**6**	--	--	**5.8**	--	
Total Benzofluoranthenes (lab reported total)	230	450			--	--	--	--	--	--	--	
Total Benzofluoranthenes (b,j,k) (U = 0)	230	450			--	--	**13**	--	--	**7.4**	--	
Total cPAH TEQ (7 minimum CAEPA 2005) (U = 0)					--	--	**7 J**	--	--	**4 J**	--	
Total HPAH (SMS) (U = 0)	960	5300			--	--	**40 J**	--	--	**30 J**	--	
Total LPAH (SMS) (U = 0)	370	780			--	--	**13 J**	--	--	**9 J**	--	
Semivolatile Organics (µg/kg)												
1,2,4-Trichlorobenzene			31	51	0.86 UJ	5.3 U	--	--	--	8.5 U	--	
1,2-Dichlorobenzene			35	50	0.86 UJ	5.3 U	--	--	--	8.5 U	--	
1,2-Diphenylhydrazine					66 U	--	--	--	--	--	--	
1,3-Dichlorobenzene					0.86 UJ	5.3 U	--	--	--	8.5 U	--	
1,4-Dichlorobenzene			110	110	0.86 UJ	5.3 U	--	--	--	8.5 U	--	
1-Methylnaphthalene					--	--	**0.84 J**	--	--	**1.6**	--	
2,2'-Oxybis (1-chloropropane)					66 U	--	--	--	--	--	--	
2,4,5-Trichlorophenol					140 U	--	--	--	--	--	--	
2,4,6-Trichlorophenol					140 U	--	--	--	--	--	--	
2,4-Dichlorophenol					34 U	--	--	--	--	--	--	
2,4-Dimethylphenol	29	29	29	29	34 UJ	5.3 U	--	--	--	17 U	--	
2,4-Dinitrophenol					66 U	--	--	--	--	--	--	
2,4-Dinitrotoluene					14 U	--	--	--	--	--	--	
2,6-Dinitrotoluene					14 U	--	--	--	--	--	--	
2-Chloronaphthalene					20 U	--	4.6 UJ	--	--	5.2 UJ	--	
2-Chlorophenol					66 U	--	--	--	--	--	--	
2-Fluorobiphenyl					--	**810000000**	--	--	--	--	--	
2-Fluorophenol					--	**790000000**	--	--	--	--	--	
2-Methylnaphthalene			670	670	--	--	**1.6**	--	--	**2.6**	--	
2-Methylphenol (o-Cresol)	63	63	63	63	34 U	5.3 U	--	--	--	8.5 U	--	
2-Nitroaniline					140 U	--	--	--	--	--	--	
2-Nitrophenol					34 U	--	--	--	--	--	--	
3,3'-Dichlorobenzidine					34 UJ	--	--	--	--	--	--	
3-Nitroaniline					140 U	--	--	--	--	--	--	
4-Bromophenyl-phenyl ether					14 U	--	--	--	--	--	--	
4-Chloro-3-methylphenol					66 U	--	--	--	--	--	--	
4-Chloroaniline					66 UJ	--	--	--	--	--	--	
4-Chlorophenyl phenyl ether					20 U	--	--	--	--	--	--	
4-Methylphenol (p-Cresol)	670	670	670	670	34 U	5.3 UJ	--	--	--	**26**	--	

Table C-3
Sediment Data for S Magnolia Overflow

				Distance to CSO (ft)	1021	1223	1223	1223	1223	1223	1348
				Location ID	MAGCSO96MG1000E	PSAMP/NOAA-177	URBANWATERS-177	URBANWATERS-177	UWI2007-177	UWI2007-177	TPPSS0087
				Area	CentralBasinPugetSnd	CentralBasinPugetSnd	CentralBasinPugetSnd	CentralBasinPugetSnd	CentralBasinPugetSnd	CentralBasinPugetSnd	CentralBasinPugetSnd
				CSO	S Magnolia	S Magnolia	S Magnolia	S Magnolia	S Magnolia	S Magnolia	S Magnolia
				Task	MAGCSO96	PSAMPNOA	UWI_EB07	UWI_EB07	UWI2007	UWI2007	TPPS
				Sample ID	L9695-6	98259046	EB-177_20070618_0-10CM	EB-177_20070618_0-2CM	07-17469-LM43M	7254320_20070618	S0087_19820929
				Sample Date	10/16/1996	06/16/1998	06/18/2007	06/18/2007	06/18/2007	06/18/2007	09/29/1982
				Depth	0 - 2 cm	0 - 3 cm	0 - 10 cm	0 - 2 cm	0 - 3 cm	0 - 3 cm	
	SMS_Marine_SCO_SCUMII	SMS_Marine_CSL_SCUMII	AET_Marine_SCO_SCUMII	AET_Marine_CSL_SCUMII							
4-Nitroaniline					140 U	--	--	--	--	--	--
4-Nitrophenol					66 U	--	--	--	--	--	--
Acenaphthene			500	500	--	--	**0.88 J**	--	--	**1.1**	--
Acenaphthylene			1300	1300	--	--	**2.6**	--	--	**4.3**	--
Aniline					66 UJ	--	--	--	--	--	--
Anthracene			960	960	--	--	**4.6**	--	--	**3.5**	--
Benzidine					**-99999 R**	--	--	--	--	--	--
Benzo(a)anthracene			1300	1600	--	--	**5.2**	--	--	**3.4**	--
Benzo(a)pyrene			1600	1600	--	--	**7.9**	--	--	**4.9**	--
Benzo(b)fluoranthene					--	--	**14**	--	--	**8.9**	--
Benzo(b,j,k)fluoranthenes					--	--	--	--	--	--	--
Benzo(e)pyrene					--	--	**7.2**	--	--	**4.6**	--
Benzo(g,h,i)perylene			670	720	--	--	**5.2**	--	--	**4.5**	--
Benzo(k)fluoranthene					--	--	**6.1**	--	--	**3.7**	--
Benzoic acid	650	650	650	650	140 U	**1280 J**	--	--	--	**701 J**	--
Benzyl alcohol	57	73	57	73	34 U	9 UJ	--	--	--	85 U	--
Biphenyl (1,1'-Biphenyl)					--	2.2 U	**2.4 J**	--	--	2.7 UJ	--
bis(2-Chloroethoxy)methane					34 U	--	--	--	--	--	--
bis(2-Chloroethyl)ether					20 U	--	--	--	--	--	--
bis(2-Ethylhexyl)phthalate			1300	3100	**24**	30 UJ	--	--	--	17 UJ	--
Butylbenzyl phthalate			63	900	20 U	5.3 U	--	--	--	17 UJ	--
Carbazole					--	--	**3 J**	--	--	3 UJ	--
Chlorinated Benzenes					--	--	--	--	--	--	--
Cholesterol					--	--	--	--	--	**784 J**	--
Chrysene			1400	2800	--	--	**6.6**	--	--	**5.1**	--
Coprostanol (Cholestan-3-ol (3B, 5B))					140 U	--	--	--	--	85 UJ	--
Dibenzo(a,h)anthracene			230	230	--	--	**1 J**	--	--	**1 J**	--
Dibenzofuran			540	540	--	--	**2.8**	--	--	**3.2**	--
Diethyl phthalate			200	1200	34 U	5.3 U	--	--	--	17 U	**41**
Dimethyl phthalate			71	160	14 U	5.3 U	--	--	--	17 U	**6.2 J**
Di-n-butyl phthalate			1400	1400	34 U	39 UJ	--	--	--	34 U	**460**
Dinitro-o-cresol (4,6-Dinitro-2-methylphenol)					66 U	--	--	--	--	--	--
Di-n-octyl phthalate			6200	6200	20 U	5.3 U	--	--	--	17 UJ	**280**
Fluoranthene			1700	2500	--	--	**10**	--	--	**9.9**	--
Fluorene			540	540	--	--	**1.8**	--	--	**1.9**	--
Hexachlorobenzene			22	70	0.86 UJ	0.26 U	--	--	--	0.52 U	--
Hexachlorobutadiene (Hexachloro-1,3-butadiene)			11	120	--	--	--	--	--	8.5 U	--
Hexachlorocyclopentadiene					34 UJ	--	--	--	--	--	--
Hexachloroethane					34 U	--	--	--	--	--	--
Indeno(1,2,3-c,d)pyrene			600	690	--	--	**5.8**	--	--	**4**	--
Isophorone					34 U	--	--	--	--	17 U	--
Naphthalene			2100	2100	--	--	**3.5**	--	--	5 UJ	--
Nitrobenzene					34 U	--	--	--	--	--	--
n-Nitrosodimethylamine					140 U	--	--	--	--	--	--
n-Nitrosodi-n-propylamine					34 U	--	--	--	--	--	--
n-Nitrosodiphenylamine			28	40	34 U	5.3 U	--	--	--	17 UJ	--

Table C-3
Sediment Data for S Magnolia Overflow

					Distance to CSO (ft)	1021	1223	1223	1223	1223	1223	1348
					Location ID	MAGCSO96MG1000E	PSAMP/NOAA-177	URBANWATERS-177	URBANWATERS-177	UWI2007-177	UWI2007-177	TPPSS0087
					Area	CentralBasinPugetSnd	CentralBasinPugetSnd	CentralBasinPugetSnd	CentralBasinPugetSnd	CentralBasinPugetSnd	CentralBasinPugetSnd	CentralBasinPugetSnd
					CSO	S Magnolia	S Magnolia	S Magnolia	S Magnolia	S Magnolia	S Magnolia	S Magnolia
					Task	MAGCSO96	PSAMPNOAA	UWI_EB07	UWI_EB07	UWI2007	UWI2007	TPPS
					Sample ID	L9695-6	98259046	EB-177_20070618_0-10CM	EB-177_20070618_0-2CM	07-17469-LM43M	7254320_20070618	S0087_19820929
					Sample Date	10/16/1996	06/16/1998	06/18/2007	06/18/2007	06/18/2007	06/18/2007	09/29/1982
					Depth	0 - 2 cm	0 - 3 cm	0 - 10 cm	0 - 2 cm	0 - 3 cm	0 - 3 cm	
	SMS_Marine_SCO_SCUMII	SMS_Marine_CSL_SCUMII	AET_Marine_SCO_SCUMII	AET_Marine_CSL_SCUMII								
Pentachlorophenol	360	690	360	690	34 UJ	53 U	--	--	--	34 U	--	
Perylene					--	--	**8.9**	--	--	**9.3**	--	
Phenanthrene			1500	1500	--	--	**6.7**	--	--	**5.2**	--	
Phenol	420	1200	420	1200	140 U	27 UJ	--	--	--	52 UJ	--	
Pyrene			2600	3300	--	--	**10**	--	--	**9.8**	--	
Total Benzofluoranthenes (lab reported total)			3200	3600	--	--	--	--	--	--	--	
Total Benzofluoranthenes (b,j,k) (U = 0)			3200	3600	--	--	**20**	--	--	**13**	--	
Total cPAH TEQ (7 minimum CAEPA 2005) (U = 0)					--	--	**11 J**	--	--	**7.1 J**	--	
Total HPAH (SMS) (U = 0)			12000	17000	--	--	**72 J**	--	--	**55 J**	--	
Total LPAH (SMS) (U = 0)			5200	5200	--	--	**20 J**	--	--	**16 J**	--	
Polycyclic Aromatic Hydrocarbons (mg/kg-OC)												
2-Methylnaphthalene	38	64			31 U	1.2 U	--	--	--	--	--	
Acenaphthene	16	57			8 U	0.93 U	--	--	--	--	--	
Acenaphthylene	66	66			10 U	**0.87**	--	--	--	--	--	
Anthracene	220	1200			10 UJ	**4.3**	--	--	--	--	--	
Benzo(a)anthracene	110	270			**10**	**8**	--	--	--	--	--	
Benzo(a)pyrene	99	210			19 UJ	**10**	--	--	--	--	--	
Benzo(b)fluoranthene					31 UJ	**15**	--	--	--	--	--	
Benzo(g,h,i)perylene	31	78			19 UJ	**7.3**	--	--	--	--	--	
Benzo(k)fluoranthene					31 UJ	**8**	--	--	--	--	--	
Chrysene	110	460			**19**	**11**	--	--	--	--	--	
Dibenzo(a,h)anthracene	12	33			31 U	**1.7**	--	--	--	--	--	
Dibenzofuran	15	58			19 U	1.5 U	--	--	--	--	--	
Fluoranthene	160	1200			**15**	**15**	--	--	--	--	--	
Fluorene	23	79			10 UJ	1.5 U	--	--	--	--	--	
Indeno(1,2,3-c,d)pyrene	34	88			19 UJ	**7.3**	--	--	--	--	--	
Naphthalene	99	170			31 UJ	**2.5**	--	--	--	--	--	
Phenanthrene	100	480			10 UJ	8 U	--	--	--	--	--	
Pyrene	1000	1400			**16**	**16**	--	--	--	--	--	
Total Benzofluoranthenes (b,j,k) (U = 0)	230	450			31 UJ	**23**	--	--	--	--	--	
Total cPAH TEQ (7 minimum CAEPA 2005) (U = 0)					**1 J**	**14**	--	--	--	--	--	
Total HPAH (SMS) (U = 0)	960	5300			**60 J**	**100**	--	--	--	--	--	
Total LPAH (SMS) (U = 0)	370	780			30 UJ	**7.7**	--	--	--	--	--	
Polycyclic Aromatic Hydrocarbons (µg/kg)												
1-Methylnaphthalene					--	1 U	--	--	--	--	--	
1-Methylphenanthrene					--	3 U	--	--	--	--	--	
2,3,5-Trimethylnaphthalene (1,6,7-Trimethylnaphthalene)					--	1.1 U	**3.5 J**	--	--	**4.3**	--	
2,6-Dimethylnaphthalene					--	2.5 U	**4.1**	--	--	**6.7**	--	
2-Methylnaphthalene			670	670	54 U	1.8 U	--	--	--	--	--	
2-Methylphenanthrene					--	5 U	**1.2**	--	--	**1.1**	--	
Acenaphthene			500	500	14 U	1.4 U	--	--	--	--	--	
Acenaphthylene			1300	1300	20 U	**1.3**	--	--	--	--	**90**	
Anthracene			960	960	20 UJ	**6.5**	--	--	--	--	**66**	
Benzo(a)anthracene			1300	1600	**20**	**12**	--	--	--	--	**130**	
Benzo(a)pyrene			1600	1600	34 UJ	**15**	--	--	--	--	**200**	
Benzo(b)fluoranthene					54 UJ	**23**	--	--	--	--	--	

Table C-3
Sediment Data for S Magnolia Overflow

					Distance to CSO (ft)	1021	1223	1223	1223	1223	1223	1348
					Location ID	MAGCSO96MG1000E	PSAMP/NOAA-177	URBANWATERS-177	URBANWATERS-177	UWI2007-177	UWI2007-177	TPPSS0087
					Area	CentralBasinPugetSnd	CentralBasinPugetSnd	CentralBasinPugetSnd	CentralBasinPugetSnd	CentralBasinPugetSnd	CentralBasinPugetSnd	CentralBasinPugetSnd
					CSO	S Magnolia	S Magnolia	S Magnolia	S Magnolia	S Magnolia	S Magnolia	S Magnolia
					Task	MAGCSO96	PSAMPNOAA	UWI_EB07	UWI_EB07	UWI2007	UWI2007	TPPS
					Sample ID	L9695-6	98259046	EB-177_20070618_0-10CM	EB-177_20070618_0-2CM	07-17469-LM43M	7254320_20070618	S0087_19820929
					Sample Date	10/16/1996	06/16/1998	06/18/2007	06/18/2007	06/18/2007	06/18/2007	09/29/1982
					Depth	0 - 2 cm	0 - 3 cm	0 - 10 cm	0 - 2 cm	0 - 3 cm	0 - 3 cm	
	SMS_Marine_SCO_SCUMII	SMS_Marine_CSL_SCUMII	AET_Marine_SCO_SCUMII	AET_Marine_CSL_SCUMII								
Benzo(e)pyrene					--	**13**	--	--	--	--	--	
Benzo(g,h,i)perylene			670	720	34 UJ	**11**	--	--	--	--	--	
Benzo(k)fluoranthene					54 UJ	**12**	--	--	--	--	--	
Carbazole					34 U	--	--	--	--	--	--	
Chrysene			1400	2800	**33**	**17**	--	--	--	--	--	**250**
Dibenzo(a,h)anthracene			230	230	54 U	**2.5**	--	--	--	--	--	
Dibenzofuran			540	540	34 U	2.3 U	--	--	--	--	--	
Dibenzothiophene					--	1.2 U	**0.9 J**	--	--	**0.59 J**	--	
Fluoranthene			1700	2500	**26**	**22**	--	--	--	--	--	**690**
Fluorene			540	540	20 UJ	2.2 U	--	--	--	--	--	**74**
Indeno(1,2,3-c,d)pyrene			600	690	34 UJ	**11**	--	--	--	--	--	
Naphthalene			2100	2100	54 UJ	**3.7**	--	--	--	--	--	
Perylene					--	**13**	--	--	--	--	--	
Phenanthrene			1500	1500	20 UJ	12 U	--	--	--	--	--	**330**
Pyrene			2600	3300	**28**	**24**	--	--	--	--	--	**910**
Retene					--	**2.5**	**3.3**	--	--	**2.2**	--	
Total PAH (reported, not calculated)					--	--	--	--	--	--	--	
Total Benzofluoranthenes (b,j,k) (U = 0)			3200	3600	54 UJ	**35**	--	--	--	--	--	
Total cPAH TEQ (7 minimum CAEPA 2005) (U = 0)					**2.3 J**	**21**	--	--	--	--	--	**220**
Total HPAH (SMS) (U = 0)			12000	17000	**110 J**	**150**	--	--	--	--	--	**2200**
Total LPAH (SMS) (U = 0)			5200	5200	54 UJ	**12**	--	--	--	--	--	**560**
Alkylated Polycyclic Aromatic Hydrocarbons (µg/kg)												
C1-Chrysenes					--	**0.12 NJ**	--	--	--	--	--	
C1-Dibenzothiophenes					--	0.96 U	--	--	--	--	--	
C1-Fluoranthenes/Pyrenes					--	**8.9 NJ**	--	--	--	--	--	
C1-Fluorenes					--	0.96 U	--	--	--	--	--	
C1-Naphthalenes					--	2.8 U	--	--	--	--	--	
C1-Phenanthrenes/Anthracenes					--	8.6 U	--	--	--	--	--	
C2-Chrysenes					--	0.96 U	--	--	--	--	--	
C2-Dibenzothiophenes					--	5.1 U	--	--	--	--	--	
C2-Fluorenes					--	0.96 U	--	--	--	--	--	
C2-Naphthalenes					--	5.4 U	--	--	--	--	--	
C2-Phenanthrenes/Anthracenes					--	1.6 U	--	--	--	--	--	
C3-Chrysenes					--	0.96 U	--	--	--	--	--	
C3-Dibenzothiophenes					--	0.96 U	--	--	--	--	--	
C3-Fluorenes					--	0.96 U	--	--	--	--	--	
C3-Naphthalenes					--	**4.1 NJ**	--	--	--	--	--	
C3-Phenanthrenes/Anthracenes					--	**1.3 NJ**	--	--	--	--	--	
C4-Chrysenes					--	0.96 U	--	--	--	--	--	
C4-Naphthalenes					--	0.96 U	--	--	--	--	--	
C4-Phenanthrenes/Anthracenes					--	**2.5 NJ**	--	--	--	--	--	
Pesticides (µg/kg)												
2,4'-DDD (o,p'-DDD)					--	0.64 U	--	--	--	0.52 U	--	
2,4'-DDE (o,p'-DDE)					--	0.26 U	--	--	--	0.52 U	--	
2,4'-DDT (o,p'-DDT)					--	0.64 U	--	--	--	0.52 U	--	
4,4'-DDD (p,p'-DDD)					1.6 UJ	0.64 U	--	--	--	0.52 U	--	

Table C-3
Sediment Data for S Magnolia Overflow

					Distance to CSO (ft)	1021	1223	1223	1223	1223	1223	1348
					Location ID	MAGCSO96MG1000E	PSAMP/NOAA-177	URBANWATERS-177	URBANWATERS-177	UWI2007-177	UWI2007-177	TPPSS0087
					Area	CentralBasinPugetSnd	CentralBasinPugetSnd	CentralBasinPugetSnd	CentralBasinPugetSnd	CentralBasinPugetSnd	CentralBasinPugetSnd	CentralBasinPugetSnd
					CSO	S Magnolia	S Magnolia	S Magnolia	S Magnolia	S Magnolia	S Magnolia	S Magnolia
					Task	MAGCSO96	PSAMPNOAA	UWI_EB07	UWI_EB07	UWI2007	UWI2007	TPPS
					Sample ID	L9695-6	98259046	EB-177_20070618_0-10CM	EB-177_20070618_0-2CM	07-17469-LM43M	7254320_20070618	S0087_19820929
					Sample Date	10/16/1996	06/16/1998	06/18/2007	06/18/2007	06/18/2007	06/18/2007	09/29/1982
					Depth	0 - 2 cm	0 - 3 cm	0 - 10 cm	0 - 2 cm	0 - 3 cm	0 - 3 cm	
	SMS_Marine_SCO_SCUMII	SMS_Marine_CSL_SCUMII	AET_Marine_SCO_SCUMII	AET_Marine_CSL_SCUMII								
4,4'-DDE (p,p'-DDE)					1.6 UJ	0.26 U	--	--	--	0.52 U	**4.6**	
4,4'-DDT (p,p'-DDT)					1.6 U	0.64 U	--	--	--	0.52 U	--	
Aldrin					1.6 U	0.26 U	--	--	--	0.52 U	--	
Chlordane					8.4 U	--	--	--	--	--	--	
Chlordane, alpha- (Chlordane, cis-)					--	0.64 U	--	--	--	0.52 U	--	
Chlordane, beta- (Chlordane, trans-)					--	0.64 U	--	--	--	0.52 U	--	
Chlorpyrifos					--	10 UJ	--	--	--	--	--	
Dieldrin					1.6 U	0.64 U	--	--	--	0.52 U	--	
Endosulfan					1.6 U	--	--	--	--	--	--	
Endosulfan sulfate					1.6 U	2.2 U	--	--	--	0.52 U	--	
Endosulfan, alpha- (I)					--	0.64 U	--	--	--	0.52 U	--	
Endosulfan, beta (II)					--	0.64 U	--	--	--	0.52 U	--	
Endrin					1.6 UJ	0.64 U	--	--	--	0.52 U	--	
Endrin aldehyde					**-99999 R**	0.64 UJ	--	--	--	0.52 UJ	--	
Endrin ketone					--	1.3 U	--	--	--	0.52 U	--	
Heptachlor					1.6 U	0.26 UJ	--	--	--	0.52 U	--	
Heptachlor epoxide					1.6 U	0.64 U	--	--	--	0.52 U	--	
Hexachlorocyclohexane (BHC), alpha-					1.6 U	0.64 U	--	--	--	--	--	
Hexachlorocyclohexane (BHC), beta-					1.6 U	0.64 U	--	--	--	--	--	
Hexachlorocyclohexane (BHC), delta-					1.6 U	0.64 U	--	--	--	--	--	
Hexachlorocyclohexane (BHC), gamma- (Lindane)					--	0.64 U	--	--	--	0.52 U	--	
Hexachlorocyclohexane (tech grade)					1.6 U	--	--	--	--	--	--	
Methoxychlor					8.4 U	1.3 U	--	--	--	--	--	
Mirex					--	0.26 U	--	--	--	0.52 U	--	
Nonachlor, cis-					--	0.64 U	--	--	--	--	--	
Nonachlor, trans-					--	0.26 U	--	--	--	--	--	
Oxychlordane					--	0.64 U	--	--	--	0.52 U	--	
Tetrachloro-m-xylene					--	**340000000**	--	--	--	--	--	
Total 2,4' and 4,4'-DDD,-DDE,-DDT (reported, not calculated)					--	--	--	--	--	--	**4.6**	
Toxaphene					16 U	39 U	--	--	--	10 U	--	
Dioxin Furans (ng/kg)												
2,3,7,8-Tetrachlorodibenzo-p-dioxin (TCDD)					--	--	0.2 U	0.2 U	--	--	--	
1,2,3,7,8-Pentachlorodibenzo-p-dioxin (PeCDD)					--	--	0.5 U	0.5 UJ	--	--	--	
1,2,3,4,7,8-Hexachlorodibenzo-p-dioxin (HxCDD)					--	--	0.5 U	0.5 UJ	--	--	--	
1,2,3,6,7,8-Hexachlorodibenzo-p-dioxin (HxCDD)					--	--	0.5 U	0.5 UJ	--	--	--	
1,2,3,7,8,9-Hexachlorodibenzo-p-dioxin (HxCDD)					--	--	0.5 U	0.5 UJ	--	--	--	
1,2,3,4,6,7,8-Heptachlorodibenzo-p-dioxin (HpCDD)					--	--	**3.38**	**3.24**	--	--	--	
1,2,3,4,6,7,8,9-Octachlorodibenzo-p-dioxin (OCDD)					--	--	**29.9**	**27.4**	--	--	--	
2,3,7,8-Tetrachlorodibenzofuran (TCDF)					--	--	0.2 U	0.2 U	--	--	--	
1,2,3,7,8-Pentachlorodibenzofuran (PeCDF)					--	--	0.5 U	0.5 UJ	--	--	--	
2,3,4,7,8-Pentachlorodibenzofuran (PeCDF)					--	--	0.5 U	0.5 UJ	--	--	--	
1,2,3,4,7,8-Hexachlorodibenzofuran (HxCDF)					--	--	0.5 U	0.5 UJ	--	--	--	
1,2,3,6,7,8-Hexachlorodibenzofuran (HxCDF)					--	--	0.5 U	0.5 UJ	--	--	--	
1,2,3,7,8,9-Hexachlorodibenzofuran (HxCDF)					--	--	0.5 U	0.5 UJ	--	--	--	
2,3,4,6,7,8-Hexachlorodibenzofuran (HxCDF)					--	--	0.5 U	0.5 UJ	--	--	--	
1,2,3,4,6,7,8-Heptachlorodibenzofuran (HpCDF)					--	--	0.7 U	0.7 UJ	--	--	--	

Table C-3
Sediment Data for S Magnolia Overflow

					Distance to CSO (ft)	1021	1223	1223	1223	1223	1223	1348
					Location ID	MAGCSO96MG1000E	PSAMP/NOAA-177	URBANWATERS-177	URBANWATERS-177	UWI2007-177	UWI2007-177	TPPSS0087
					Area	CentralBasinPugetSnd	CentralBasinPugetSnd	CentralBasinPugetSnd	CentralBasinPugetSnd	CentralBasinPugetSnd	CentralBasinPugetSnd	CentralBasinPugetSnd
					CSO	S Magnolia	S Magnolia	S Magnolia	S Magnolia	S Magnolia	S Magnolia	S Magnolia
					Task	MAGCSO96	PSAMPNOAA	UWI_EB07	UWI_EB07	UWI2007	UWI2007	TPPS
					Sample ID	L9695-6	98259046	EB-177_20070618_0-10CM	EB-177_20070618_0-2CM	07-17469-LM43M	7254320_20070618	S0087_19820929
					Sample Date	10/16/1996	06/16/1998	06/18/2007	06/18/2007	06/18/2007	06/18/2007	09/29/1982
					Depth	0 - 2 cm	0 - 3 cm	0 - 10 cm	0 - 2 cm	0 - 3 cm	0 - 3 cm	
	SMS_Marine_SCO_SCUMII	SMS_Marine_CSL_SCUMII	AET_Marine_SCO_SCUMII	AET_Marine_CSL_SCUMII								
1,2,3,4,7,8,9-Heptachlorodibenzofuran (HpCDF)					--	--	0.7 U	0.7 UJ	--	--	--	
1,2,3,4,6,7,8,9-Octachlorodibenzofuran (OCDF)					--	--	**1.6**	**2.22**	--	--	--	
Dioxin Furans (mg/kg-OC)												
Total Dioxin/Furan TEQ 2005 (Mammal) (U = 0)					--	--	**0.00003**	--	--	--	--	
Dioxin Furans (ng/kg)												
Total Dioxin/Furan TEQ 2005 (Mammal) (U = 0)					--	--	**0.043**	**0.041 J**	--	--	--	
PCB Aroclors (mg/kg-OC)												
Total PCB Aroclors (SMS Marine 2013) (U = 0)	12	65			9.1 U	3.4 U	5.9 U	--	--	6 U	--	
PCB Aroclors (µg/kg)												
Aroclor 1016					16 U	2.6 U	9.4 U	--	--	10 U	--	
Aroclor 1221					16 U	5.1 U	9.4 U	--	--	10 U	--	
Aroclor 1232					16 U	5.1 U	9.4 U	--	--	10 U	--	
Aroclor 1242					16 U	2.6 U	9.4 U	--	--	10 U	--	
Aroclor 1248					16 U	2.6 U	9.4 U	--	--	10 U	--	
Aroclor 1254					16 U	2.6 U	9.4 U	--	--	10 U	--	
Aroclor 1260					16 U	2.6 U	9.4 U	--	--	10 U	--	
Aroclor 1262					--	--	9.4 U	--	--	10 U	--	
Aroclor 1268					--	--	9.4 U	--	--	10 U	--	
Total PCB (reported, not calculated)					--	--	--	--	--	--	**120**	
Total PCB Aroclors (SMS Marine 2013) (U = 0)			130	1000	16 U	5.1 U	9.4 U	--	--	10 U	--	
PCB Congeners (ng/kg)												
PCB-008					--	260 U	--	--	--	520 U	--	
PCB-018					--	260 U	--	--	--	520 U	--	
PCB-028					--	260 U	--	--	--	520 U	--	
PCB-044					--	260 U	--	--	--	520 U	--	
PCB-052					--	260 U	--	--	--	520 U	--	
PCB-066					--	260 U	--	--	--	520 U	--	
PCB-077					--	1000 U	--	--	--	520 U	--	
PCB-101					--	260 U	--	--	--	520 U	--	
PCB-105					--	260 U	--	--	--	520 U	--	

Table C-3
Sediment Data for S Magnolia Overflow

					Distance to CSO (ft)	1021	1223	1223	1223	1223	1223	1348
					Location ID	MAGCSO96MG1000E	PSAMP/NOAA-177	URBANWATERS-177	URBANWATERS-177	UWI2007-177	UWI2007-177	TPPSS0087
					Area	CentralBasinPugetSnd	CentralBasinPugetSnd	CentralBasinPugetSnd	CentralBasinPugetSnd	CentralBasinPugetSnd	CentralBasinPugetSnd	CentralBasinPugetSnd
					CSO	S Magnolia	S Magnolia	S Magnolia	S Magnolia	S Magnolia	S Magnolia	S Magnolia
					Task	MAGCSO96	PSAMPNOA	UWI_EB07	UWI_EB07	UWI2007	UWI2007	TPPS
					Sample ID	L9695-6	98259046	EB-177_20070618_0-10CM	EB-177_20070618_0-2CM	07-17469-LM43M	7254320_20070618	S0087_19820929
					Sample Date	10/16/1996	06/16/1998	06/18/2007	06/18/2007	06/18/2007	06/18/2007	09/29/1982
					Depth	0 - 2 cm	0 - 3 cm	0 - 10 cm	0 - 2 cm	0 - 3 cm	0 - 3 cm	
	SMS_Marine_SCO_SCUMII	SMS_Marine_CSL_SCUMII	AET_Marine_SCO_SCUMII	AET_Marine_CSL_SCUMII								
PCB-118					--	260 U	--	--	--	520 U	--	
PCB-126					--	1000 U	--	--	--	520 U	--	
PCB-128					--	260 U	--	--	--	520 U	--	
PCB-138					--	**230 J**	--	--	--	520 U	--	
PCB-153					--	**110 J**	--	--	--	520 U	--	
PCB-169					--	--	--	--	--	520 UJ	--	
PCB-170					--	260 U	--	--	--	520 U	--	
PCB-180					--	**110 J**	--	--	--	520 U	--	
PCB-187					--	260 U	--	--	--	520 U	--	
PCB-195					--	260 U	--	--	--	520 U	--	
PCB-206					--	260 U	--	--	--	520 UJ	--	
PCB-209					--	--	--	--	--	520 UJ	--	
Polybrominated biphenyls (ng/kg)												
2,4,5,2',4',5'-Hexabromobiphenyl					--	**2.9E+11**	--	--	--	--	--	
Polybrominated biphenyls (PBB)					--	--	--	--	--	--	--	
Polybrominated diphenyl ethers (ng/kg)												
PBDE-047					--	--	--	--	--	**90 NJ**	--	
PBDE-049					--	--	--	--	--	210 U	--	
PBDE-066					--	--	--	--	--	210 U	--	
PBDE-071					--	--	--	--	--	210 U	--	
PBDE-099					--	--	--	--	--	210 U	--	
PBDE-100					--	--	--	--	--	210 U	--	
PBDE-138					--	--	--	--	--	420 U	--	
PBDE-153					--	--	--	--	--	420 U	--	
PBDE-154					--	--	--	--	--	420 U	--	
PBDE-183					--	--	--	--	--	420 U	--	
PBDE-184					--	--	--	--	--	420 U	--	
PBDE-191					--	--	--	--	--	840 U	--	
PBDE-209					--	--	--	--	--	5200 U	--	
Total Petroleum Hydrocarbons (mg/kg)												
Oil and grease					**350**	--	--	--	--	--	--	
Pharmaceuticals and Personal Care Products (µg/kg)												
Caffeine					--	--	--	--	--	8.5 U	--	

Notes:
TOC in range (0.5% - 3.5%)
Detected concentration is greater than SMS_Marine_SCO_SCUMII screening level
Detected concentration is greater than SMS_Marine_CSL_SCUMII screening level
TOC out of range
Detected concentration is greater than AET_Marine_SCO_SCUMII screening level
Detected concentration is greater than AET_Marine_CSL_SCUMII screening level
Bold = Detected result
J = Estimated value
U = Compound analyzed, but not detected above detection limit
UJ = Compound analyzed, but not detected above estimated detection limit
R = Rejected
N = Presumptive Evidence

Table C-4
Sediment Data for 53rd Ave. SW PS Overflow

				Distance to CSO (ft)	25	36	72	77	80
				Location ID	53ACSO96DH14P	CSO11_CSO-53-1	CSO11_CSO-53-3	CSO11_CSO-53-2	53ACSO96DH107N
				Area	CentralBasinPugetSnd	CentralBasinPugetSnd	CentralBasinPugetSnd	CentralBasinPugetSnd	CentralBasinPugetSnd
				CSO	53rd Ave. SW	53rd Ave. SW	53rd Ave. SW	53rd Ave. SW	53rd Ave. SW
				Task	53ACSO96	KC_CSO_2011	KC_CSO_2011	KC_CSO_2011	53ACSO96
				Sample ID	L9697-3	L53963-13	L53963-15	L53963-14	L9697-2
				Sample Date	10/16/1996	08/30/2011	08/30/2011	08/30/2011	10/16/1996
				Depth	0 - 2 cm	0 - 7 cm	0 - 10 cm	0 - 10 cm	0 - 2 cm
	SMS_Marine_SCO_SCUMII	SMS_Marine_CSL_SCUMII	AET_Marine_SCO_SCUMII	AET_Marine_CSL_SCUMII					
Conventional Parameters (mg/kg)									
Ammonia					**3.74**	--	--	--	**2.08**
Nitrogen, total (nitrate, nitrite, Kjeldahl) (calculated)					--	--	--	--	--
Sulfide					**26.8**	--	--	--	**12.3**
Conventional Parameters (pct)									
Total organic carbon					**0.133**	**0.292**	**0.103**	**0.073 J**	**0.0861**
Total solids					**74.5**	**68.2**	**72.7**	**73.5**	**74.6**
Total volatile solids					**0.86**	--	--	--	**0.75**
Grain Size (pct)									
Pebble					--	**24.7**	0.13 U	**0.6 J**	--
Gravel					0.1 U	--	--	--	0.1 U
Granule (very fine gravel)					--	**0.9 J**	0.13 U	0.13 U	--
Sand					**97.3**	--	--	--	**97.5**
Sand, very coarse					--	**1 J**	0.13 U	0.13 U	--
Sand, coarse					--	**0.6 J**	0.13 U	0.13 U	--
Sand, medium					--	**0.5 J**	**0.4 J**	**0.9 J**	--
Sand, fine					--	**11.7**	**24.1**	**34**	--
Sand, very fine					--	**45.3**	**65.6**	**56.9**	--
Silt					**0.1**	--	--	--	**1.2**
Silt, coarse					--	**6.9**	**5.9**	**5.2**	--
Silt, medium					--	0.66 U	0.65 U	**0.6 J**	--
Silt, fine					--	**0.7 J**	0.65 U	0.64 U	--
Silt, very fine					--	0.66 U	0.65 U	0.64 U	--
Clay					**2.6**	--	--	--	**1.4**
Clay, coarse					--	**0.7 J**	0.65 U	0.64 U	--
Clay, medium					--	**0.7 J**	**0.7 J**	**0.6 J**	--
Clay, fine					--	**2.6**	**2**	**2.6**	--
Metals (mg/kg)									
Aluminum					**5970**	--	--	--	**6940**
Antimony					2.15 UJ	--	--	--	2.28 UJ
Arsenic	57	93	57	93	3.49 U	**1.8 J**	1.7 U	1.8 U	3.75 U
Barium					**10.8**	--	--	--	**12.2**
Beryllium					0.0698 U	--	--	--	0.0751 U
Cadmium	5.1	6.7	5.1	6.7	0.215 U	**0.16 J**	0.14 U	0.14 U	0.228 U
Calcium					**6310 J**	--	--	--	**3070 J**
Chromium	260	270	260	270	**14**	**20.7**	**20.1**	**19**	**17.2**
Copper	390	390	390	390	**4.03**	**23.5**	**4.87**	**4.83**	**4.41**
Iron					**7850**	--	--	--	**8830**
Lead	450	530	450	530	**3.49**	**3.7 J**	**3.4 J**	**3.8 J**	**3.35**
Magnesium					**3650**	--	--	--	**3980**
Manganese					**109**	--	--	--	**121**
Mercury	0.41	0.59	0.41	0.59	0.0201 U	**0.016 J**	**0.012 J**	**0.011 J**	0.0255 U
Molybdenum					1.34 U	--	--	--	1.47 U

Table C-4
Sediment Data for 53rd Ave. SW PS Overflow

					Distance to CSO (ft)	25	36	72	77	80
					Location ID	53ACSO96DH14P	CSO11_CSO-53-1	CSO11_CSO-53-3	CSO11_CSO-53-2	53ACSO96DH107N
					Area	CentralBasinPugetSnd	CentralBasinPugetSnd	CentralBasinPugetSnd	CentralBasinPugetSnd	CentralBasinPugetSnd
					CSO	53rd Ave. SW	53rd Ave. SW	53rd Ave. SW	53rd Ave. SW	53rd Ave. SW
					Task	53ACSO96	KC_CSO_2011	KC_CSO_2011	KC_CSO_2011	53ACSO96
					Sample ID	L9697-3	L53963-13	L53963-15	L53963-14	L9697-2
					Sample Date	10/16/1996	08/30/2011	08/30/2011	08/30/2011	10/16/1996
					Depth	0 - 2 cm	0 - 7 cm	0 - 10 cm	0 - 10 cm	0 - 2 cm
	SMS_Marine_SCO_SCUMII	SMS_Marine_CSL_SCUMII	AET_Marine_SCO_SCUMII	AET_Marine_CSL_SCUMII						
Nickel						**16.4**	--	--	--	**18.1**
Potassium						**715**	--	--	--	**796**
Selenium						3.49 U	--	--	--	3.75 U
Silver	6.1	6.1	6.1	6.1		0.282 U	0.28 U	0.28 U	0.27 U	0.295 U
Sodium						**3580**	--	--	--	**3150**
Thallium						13.4 U	--	--	--	14.7 U
Zinc	410	960	410	960		**19.5**	**30.5**	**25.7**	**24.8**	**21.2**
Organometallic Compounds (µg/kg)										
Butyltin (n-Butyltin)						**0.537**	--	--	--	0.402 U
Dibutyltin						0.403 U	--	--	--	0.402 U
Tetrabutyltin						**0.94**	--	--	--	**0.804**
Tributyltin						**2.68**	--	--	--	**2.68**
Volatile Organics (mg/kg-OC)										
Hexachlorobutadiene (Hexachloro-1,3-butadiene)	3.9	6.2				27.2 U	--	--	--	42 U
Volatile Organics (µg/kg)										
1,1,2,2-Tetrachloroethane						--	--	--	--	--
1,1,2-Trichloroethane						--	--	--	--	--
1,1-Dichloroethane						--	--	--	--	--
1,1-Dichloroethene						--	--	--	--	--
1,2-Dichloroethane						--	--	--	--	--
1,2-Dichloroethene						--	--	--	--	--
1,2-Dichloropropane						--	--	--	--	--
1,3-Dichloropropene, cis-						--	--	--	--	--
1,3-Dichloropropene, trans-						--	--	--	--	--
2-Chloroethylvinyl ether						--	--	--	--	--
Acrolein						--	--	--	--	--
Acrylonitrile						--	--	--	--	--
Benzene						--	--	--	--	--
Bromodichloromethane						--	--	--	--	--
Bromoform (Tribromomethane)						--	--	--	--	--
Bromomethane (Methyl bromide)						--	--	--	--	--
Carbon tetrachloride (Tetrachloromethane)						--	--	--	--	--
Chlorobenzene						--	--	--	--	--
Chloroethane						--	--	--	--	--
Chloroform						--	--	--	--	--
Chloromethane						--	--	--	--	--
Chloroprene						--	--	--	--	--
Dibromochloromethane						--	--	--	--	--
Ethylbenzene						--	--	--	--	--
Hexachlorobutadiene (Hexachloro-1,3-butadiene)			11	120		36.2 U	--	--	--	36.2 U
Tetrachloroethene (PCE)						--	--	--	--	--
Toluene						--	--	--	--	--
Trichloroethene (TCE)						--	--	--	--	--

Table C-4
Sediment Data for 53rd Ave. SW PS Overflow

				Distance to CSO (ft)	25	36	72	77	80
				Location ID	53ACSO96DH14P	CSO11_CSO-53-1	CSO11_CSO-53-3	CSO11_CSO-53-2	53ACSO96DH107N
				Area	CentralBasinPugetSnd	CentralBasinPugetSnd	CentralBasinPugetSnd	CentralBasinPugetSnd	CentralBasinPugetSnd
				CSO	53rd Ave. SW	53rd Ave. SW	53rd Ave. SW	53rd Ave. SW	53rd Ave. SW
				Task	53ACSO96	KC_CSO_2011	KC_CSO_2011	KC_CSO_2011	53ACSO96
				Sample ID	L9697-3	L53963-13	L53963-15	L53963-14	L9697-2
				Sample Date	10/16/1996	08/30/2011	08/30/2011	08/30/2011	10/16/1996
				Depth	0 - 2 cm	0 - 7 cm	0 - 10 cm	0 - 10 cm	0 - 2 cm
	SMS_Marine_SCO_SCUMII	SMS_Marine_CSL_SCUMII	AET_Marine_SCO_SCUMII	AET_Marine_CSL_SCUMII					
Vinyl chloride					--	--	--	--	--
Semivolatile Organics (mg/kg-OC)									
1,2,4-Trichlorobenzene	0.81	1.8			0.696 UJ	0.27 U	0.71 U	0.99 U	1.07 UJ
1,2-Dichlorobenzene	2.3	2.3			0.696 UJ	2.68 U	7.12 U	9.9 U	1.07 UJ
1,4-Dichlorobenzene	3.1	9			0.696 UJ	4.01 U	11 U	15 U	1.07 UJ
2-Methylnaphthalene	38	64			--	2.7 U	7.1 U	9.9 U	--
Acenaphthene	16	57			--	2.7 U	7.1 U	9.9 U	--
Acenaphthylene	66	66			--	2.7 U	7.1 U	9.9 U	--
Anthracene	220	1200			--	**5.68**	7.1 U	9.9 U	--
Benzo(a)anthracene	110	270			--	**17.2**	7.1 U	9.9 U	--
Benzo(a)pyrene	99	210			--	**21**	7.1 U	9.9 U	--
Benzo(g,h,i)perylene	31	78			--	**6.47**	7.1 U	9.9 U	--
bis(2-Ethylhexyl)phthalate	47	78			16.2 U	13 UJ	30.6 UJ	44 UJ	24.9 U
Butylbenzyl phthalate	4.9	64			16.2 U	4.01 U	11 U	15 U	24.9 U
Chrysene	110	460			--	**18.7**	7.1 U	9.9 U	--
Dibenzo(a,h)anthracene	12	33			--	**4.1 J**	7.1 U	9.9 U	--
Dibenzofuran	15	58			--	2.7 U	7.1 U	9.9 U	--
Diethyl phthalate	61	110			27.2 U	5.5 U	15 U	21 U	42 U
Dimethyl phthalate	53	53			11.1 U	5.38 U	14.3 U	20 U	17.1 U
Di-n-butyl phthalate	220	1700			27.2 U	**5.5 J**	**15 J**	**22 J**	42 U
Di-n-octyl phthalate	58	4500			16.2 U	5.38 U	14.3 U	20 U	24.9 U
Fluoranthene	160	1200			--	**27.2**	7.1 U	9.9 U	--
Fluorene	23	79			--	2.7 U	7.1 U	9.9 U	--
Hexachlorobenzene	0.38	2.3			0.696 UJ	0.27 U	0.71 U	0.99 U	1.07 UJ
Hexachlorobutadiene (Hexachloro-1,3-butadiene)	3.9	6.2			--	1 U	3.6 U	5.1 U	--
Indeno(1,2,3-c,d)pyrene	34	88			--	**8.63 J**	7.1 U	9.9 U	--
Naphthalene	99	170			--	2.7 U	7.1 U	9.9 U	--
n-Nitrosodiphenylamine	11	11			27.2 U	6.68 U	17.8 U	25 U	42 U
Phenanthrene	100	480			--	**14.8**	7.1 U	9.9 U	--
Pyrene	1000	1400			--	**22.4**	7.1 U	9.9 U	--
Total Benzofluoranthenes (lab reported total)	230	450			--	**29.6**	7.1 U	9.9 U	--
Total cPAH TEQ (7 minimum CAEPA 2005) (U = 0)					--	**27 J**	7.1 U	9.9 U	--
Total HPAH (SMS) (U = 0)	960	5300			--	**160 J**	7.1 U	9.9 U	--
Total LPAH (SMS) (U = 0)	370	780			--	**20**	7.1 U	9.9 U	--
Semivolatile Organics (µg/kg)									
1,2,4-Trichlorobenzene			31	51	0.926 UJ	0.78 U	0.73 U	0.72 U	0.925 UJ
1,2-Dichlorobenzene			35	50	0.926 UJ	7.82 U	7.33 U	7.25 U	0.925 UJ
1,2-Diphenylhydrazine					71.1 U	--	--	--	71 U
1,3-Dichlorobenzene					0.926 UJ	--	--	--	0.925 UJ
1,4-Dichlorobenzene			110	110	0.926 UJ	11.7 U	11 U	10.9 U	0.925 UJ
2,2'-Oxybis (1-chloropropane)					71.1 U	--	--	--	71 U
2,4,5-Trichlorophenol					148 U	--	--	--	147 UJ
2,4,6-Trichlorophenol					148 U	--	--	--	147 UJ

Table C-4
Sediment Data for 53rd Ave. SW PS Overflow

					Distance to CSO (ft)	25	36	72	77	80
					Location ID	53ACSO96DH14P	CSO11_CSO-53-1	CSO11_CSO-53-3	CSO11_CSO-53-2	53ACSO96DH107N
					Area	CentralBasinPugetSnd	CentralBasinPugetSnd	CentralBasinPugetSnd	CentralBasinPugetSnd	CentralBasinPugetSnd
					CSO	53rd Ave. SW	53rd Ave. SW	53rd Ave. SW	53rd Ave. SW	53rd Ave. SW
					Task	53ACSO96	KC_CSO_2011	KC_CSO_2011	KC_CSO_2011	53ACSO96
					Sample ID	L9697-3	L53963-13	L53963-15	L53963-14	L9697-2
					Sample Date	10/16/1996	08/30/2011	08/30/2011	08/30/2011	10/16/1996
					Depth	0 - 2 cm	0 - 7 cm	0 - 10 cm	0 - 10 cm	0 - 2 cm
	SMS_Marine_SCO_SCUMII	SMS_Marine_CSL_SCUMII	AET_Marine_SCO_SCUMII	AET_Marine_CSL_SCUMII						
2,4-Dichlorophenol						36.2 U	--	--	--	36.2 UJ
2,4-Dimethylphenol	29	29	29	29		36.2 UJ	7.8 U	7.3 U	7.2 U	36.2 UJ
2,4-Dinitrophenol						71.1 U	--	--	--	71 UJ
2,4-Dinitrotoluene						14.8 U	--	--	--	14.7 U
2,6-Dinitrotoluene						14.8 U	--	--	--	14.7 U
2-Chloronaphthalene						21.5 U	--	--	--	21.4 U
2-Chlorophenol						71.1 U	--	--	--	71 UJ
2-Methylnaphthalene			670	670		--	7.8 U	7.3 U	7.2 U	--
2-Methylphenol (o-Cresol)	63	63	63	63		36.2 U	7.8 U	7.3 U	7.2 U	36.2 UJ
2-Nitroaniline						148 U	--	--	--	147 U
2-Nitrophenol						36.2 U	--	--	--	36.2 UJ
3,3'-Dichlorobenzidine						36.2 UJ	--	--	--	36.2 UJ
3-Methylphenanthrene						--	--	--	--	--
3-Nitroaniline						148 UJ	--	--	--	147 UJ
4-Bromophenyl-phenyl ether						14.8 U	--	--	--	14.7 U
4-Chloro-3-methylphenol						71.1 U	--	--	--	71 UJ
4-Chloroaniline						71.1 UJ	--	--	--	71 UJ
4-Chlorophenyl phenyl ether						21.5 U	--	--	--	21.4 U
4-Methylphenol (p-Cresol)	670	670	670	670		36.2 U	40 U	37 U	37 U	36.2 UJ
4-Nitroaniline						148 U	--	--	--	147 U
4-Nitrophenol						71.1 U	--	--	--	71 UJ
Acenaphthene			500	500		--	7.8 U	7.3 U	7.2 U	--
Acenaphthylene			1300	1300		--	7.8 U	7.3 U	7.2 U	--
Aniline						71.1 U	--	--	--	71 U
Anthracene			960	960		--	**16.6**	7.3 U	7.2 U	--
Benzidine						**R**	--	--	--	**R**
Benzo(a)anthracene			1300	1600		--	**50.3**	7.3 U	7.2 U	--
Benzo(a)pyrene			1600	1600		--	**61.3**	7.3 U	7.2 U	--
Benzo(g,h,i)perylene			670	720		--	**18.9**	7.3 U	7.2 U	--
Benzoic acid	650	650	650	650		148 U	**214**	**158 J**	146 U	147 UJ
Benzyl alcohol	57	73	57	73		36.2 U	19.5 U	18.3 U	18.1 U	36.2 U
bis(2-Chloroethoxy)methane						36.2 U	--	--	--	36.2 U
bis(2-Chloroethyl)ether						21.5 U	--	--	--	21.4 U
bis(2-Ethylhexyl)phthalate			1300	3100		21.5 U	37 UJ	31.5 UJ	32.4 UJ	21.4 U
Butylbenzyl phthalate			63	900		21.5 U	11.7 U	11 U	10.9 U	21.4 U
Chlorinated Benzenes						--	--	--	--	--
Chrysene			1400	2800		--	**54.7**	7.3 U	7.2 U	--
Coprostanol (Cholestan-3-ol (3B, 5B))						148 U	--	--	--	147 U
Dibenzo(a,h)anthracene			230	230		--	**12 J**	7.3 U	7.2 U	--
Dibenzofuran			540	540		--	7.8 U	7.3 U	7.2 U	--
Diethyl phthalate			200	1200		36.2 U	16 U	15 U	15 U	36.2 U
Dimethyl phthalate			71	160		14.8 U	15.7 U	14.7 U	14.6 U	14.7 U
Di-n-butyl phthalate			1400	1400		36.2 U	**16 J**	**15 J**	**16 J**	36.2 U

Table C-4
Sediment Data for 53rd Ave. SW PS Overflow

					Distance to CSO (ft)	25	36	72	77	80
					Location ID	53ACSO96DH14P	CSO11_CSO-53-1	CSO11_CSO-53-3	CSO11_CSO-53-2	53ACSO96DH107N
					Area	CentralBasinPugetSnd	CentralBasinPugetSnd	CentralBasinPugetSnd	CentralBasinPugetSnd	CentralBasinPugetSnd
					CSO	53rd Ave. SW	53rd Ave. SW	53rd Ave. SW	53rd Ave. SW	53rd Ave. SW
					Task	53ACSO96	KC_CSO_2011	KC_CSO_2011	KC_CSO_2011	53ACSO96
					Sample ID	L9697-3	L53963-13	L53963-15	L53963-14	L9697-2
					Sample Date	10/16/1996	08/30/2011	08/30/2011	08/30/2011	10/16/1996
					Depth	0 - 2 cm	0 - 7 cm	0 - 10 cm	0 - 10 cm	0 - 2 cm
	SMS_Marine_SCO_SCUMII	SMS_Marine_CSL_SCUMII	AET_Marine_SCO_SCUMII	AET_Marine_CSL_SCUMII						
Dinitro-o-cresol (4,6-Dinitro-2-methylphenol)						71.1 U	--	--	--	71 UJ
Di-n-octyl phthalate			6200	6200		21.5 U	15.7 U	14.7 U	14.6 U	21.4 U
Fluoranthene			1700	2500		--	**79.5**	7.3 U	7.2 U	--
Fluorene			540	540		--	7.8 U	7.3 U	7.2 U	--
Hexachlorobenzene			22	70		0.926 UJ	0.78 U	0.73 U	0.72 U	0.925 UJ
Hexachlorobutadiene (Hexachloro-1,3-butadiene)			11	120		--	4 U	3.7 U	3.7 U	--
Hexachlorocyclopentadiene						36.2 U	--	--	--	36.2 U
Hexachloroethane						36.2 U	--	--	--	36.2 U
Indeno(1,2,3-c,d)pyrene			600	690		--	**25.2 J**	7.3 U	7.2 U	--
Isophorone						36.2 U	--	--	--	36.2 U
Naphthalene			2100	2100		--	7.8 U	7.3 U	7.2 U	--
Nitrobenzene						36.2 U	--	--	--	36.2 U
n-Nitrosodimethylamine						148 U	--	--	--	147 U
n-Nitrosodi-n-propylamine						36.2 U	--	--	--	36.2 U
n-Nitrosodiphenylamine			28	40		36.2 U	19.5 U	18.3 U	18.1 U	36.2 U
Pentachlorophenol	360	690	360	690		**R**	117 U	110 U	109 U	--
Phenanthrene			1500	1500		--	**43.1**	7.3 U	7.2 U	--
Phenol	420	1200	420	1200		148 U	40 U	37 U	37 U	147 UJ
Pyrene			2600	3300		--	**65.4**	7.3 U	7.2 U	--
Total Benzofluoranthenes (lab reported total)			3200	3600		--	**86.4**	7.3 U	7.2 U	--
Total cPAH TEQ (7 minimum CAEPA 2005) (U = 0)						--	**79 J**	7.3 U	7.2 U	--
Total HPAH (SMS) (U = 0)			12000	17000		--	**450 J**	7.3 U	7.2 U	--
Total LPAH (SMS) (U = 0)			5200	5200		--	**60**	7.3 U	7.2 U	--
Polycyclic Aromatic Hydrocarbons (mg/kg-OC)										
2-Methylnaphthalene	38	64				43.4 U	--	--	--	66.9 U
Acenaphthene	16	57				11.1 U	--	--	--	17.1 U
Acenaphthylene	66	66				16.2 U	--	--	--	24.9 U
Anthracene	220	1200				16.2 UJ	--	--	--	24.9 UJ
Benzo(a)anthracene	110	270				16.2 UJ	--	--	--	24.9 UJ
Benzo(a)pyrene	99	210				27.2 UJ	--	--	--	42 UJ
Benzo(b)fluoranthene						43.4 UJ	--	--	--	66.9 UJ
Benzo(g,h,i)perylene	31	78				27.2 UJ	--	--	--	42 UJ
Benzo(k)fluoranthene						43.4 UJ	--	--	--	66.9 UJ
Chrysene	110	460				16.2 U	--	--	--	24.9 U
Dibenzo(a,h)anthracene	12	33				43.4 U	--	--	--	66.9 U
Dibenzofuran	15	58				27.2 U	--	--	--	42 U
Fluoranthene	160	1200				16.2 UJ	--	--	--	24.9 UJ
Fluorene	23	79				16.2 UJ	--	--	--	24.9 UJ
Indeno(1,2,3-c,d)pyrene	34	88				27.2 UJ	--	--	--	42 UJ
Naphthalene	99	170				43.4 UJ	--	--	--	66.9 UJ
Phenanthrene	100	480				16.2 UJ	--	--	--	24.9 UJ
Pyrene	1000	1400				16.2 UJ	--	--	--	24.9 UJ
Total Benzofluoranthenes (b,j,k) (U = 0)	230	450				43.4 UJ	--	--	--	66.9 UJ

Table C-4
Sediment Data for 53rd Ave. SW PS Overflow

				Distance to CSO (ft)	25	36	72	77	80
				Location ID	53ACSO96DH14P	CSO11_CSO-53-1	CSO11_CSO-53-3	CSO11_CSO-53-2	53ACSO96DH107N
				Area	CentralBasinPugetSnd	CentralBasinPugetSnd	CentralBasinPugetSnd	CentralBasinPugetSnd	CentralBasinPugetSnd
				CSO	53rd Ave. SW	53rd Ave. SW	53rd Ave. SW	53rd Ave. SW	53rd Ave. SW
				Task	53ACSO96	KC_CSO_2011	KC_CSO_2011	KC_CSO_2011	53ACSO96
				Sample ID	L9697-3	L53963-13	L53963-15	L53963-14	L9697-2
				Sample Date	10/16/1996	08/30/2011	08/30/2011	08/30/2011	10/16/1996
				Depth	0 - 2 cm	0 - 7 cm	0 - 10 cm	0 - 10 cm	0 - 2 cm
	SMS_Marine_SCO_SCUMII	SMS_Marine_CSL_SCUMII	AET_Marine_SCO_SCUMII	AET_Marine_CSL_SCUMII					
Total cPAH TEQ (7 minimum CAEPA 2005) (U = 0)					27.2 UJ	--	--	--	42 UJ
Total HPAH (SMS) (U = 0)	960	5300			43.4 UJ	--	--	--	66.9 UJ
Total LPAH (SMS) (U = 0)	370	780			43.4 UJ	--	--	--	66.9 UJ
Polycyclic Aromatic Hydrocarbons (µg/kg)									
1-Methylphenanthrene					--	--	--	--	--
2-Methylnaphthalene			670	670	57.7 U	--	--	--	57.6 U
2-Methylphenanthrene					--	--	--	--	--
Acenaphthene			500	500	14.8 U	--	--	--	14.7 U
Acenaphthylene			1300	1300	21.5 U	--	--	--	21.4 U
Anthracene			960	960	21.5 UJ	--	--	--	21.4 UJ
Benzo(a)anthracene			1300	1600	21.5 UJ	--	--	--	21.4 UJ
Benzo(a)pyrene			1600	1600	36.2 UJ	--	--	--	36.2 UJ
Benzo(b)fluoranthene					57.7 UJ	--	--	--	57.6 UJ
Benzo(g,h,i)perylene			670	720	36.2 UJ	--	--	--	36.2 UJ
Benzo(k)fluoranthene					57.7 UJ	--	--	--	57.6 UJ
Carbazole					36.2 U	--	--	--	36.2 U
Chrysene			1400	2800	21.5 U	--	--	--	21.4 U
Dibenzo(a,h)anthracene			230	230	57.7 U	--	--	--	57.6 U
Dibenzofuran			540	540	36.2 U	--	--	--	36.2 U
Fluoranthene			1700	2500	21.5 UJ	--	--	--	21.4 UJ
Fluorene			540	540	21.5 UJ	--	--	--	21.4 UJ
Indeno(1,2,3-c,d)pyrene			600	690	36.2 UJ	--	--	--	36.2 UJ
Naphthalene			2100	2100	57.7 UJ	--	--	--	57.6 UJ
Phenanthrene			1500	1500	21.5 UJ	--	--	--	21.4 UJ
Pyrene			2600	3300	21.5 UJ	--	--	--	21.4 UJ
Retene					--	--	--	--	--
Total Benzofluoranthenes (b,j,k) (U = 0)			3200	3600	57.7 UJ	--	--	--	57.6 UJ
Total cPAH TEQ (7 minimum CAEPA 2005) (U = 0)					36.2 UJ	--	--	--	36.2 UJ
Total HPAH (SMS) (U = 0)			12000	17000	57.7 UJ	--	--	--	57.6 UJ
Total LPAH (SMS) (U = 0)			5200	5200	57.7 UJ	--	--	--	57.6 UJ
Pesticides (µg/kg)									
4,4'-DDD (p,p'-DDD)					1.74 UJ	--	--	--	1.74 UJ
4,4'-DDE (p,p'-DDE)					1.74 U	--	--	--	1.74 U
4,4'-DDT (p,p'-DDT)					1.74 UJ	--	--	--	1.74 UJ
Aldrin					1.74 U	--	--	--	1.74 U
Chlordane					8.99 U	--	--	--	8.98 U
Dieldrin					1.74 U	--	--	--	1.74 U
Endosulfan					1.74 U	--	--	--	1.74 U
Endosulfan sulfate					1.74 U	--	--	--	1.74 U
Endrin					1.74 UJ	--	--	--	1.74 UJ
Endrin aldehyde					**R**	--	--	--	**R**
Heptachlor					1.74 U	--	--	--	1.74 U
Heptachlor epoxide					1.74 U	--	--	--	1.74 U

Table C-4
Sediment Data for 53rd Ave. SW PS Overflow

					Distance to CSO (ft)	25	36	72	77	80
					Location ID	53ACSO96DH14P	CSO11_CSO-53-1	CSO11_CSO-53-3	CSO11_CSO-53-2	53ACSO96DH107N
					Area	CentralBasinPugetSnd	CentralBasinPugetSnd	CentralBasinPugetSnd	CentralBasinPugetSnd	CentralBasinPugetSnd
					CSO	53rd Ave. SW	53rd Ave. SW	53rd Ave. SW	53rd Ave. SW	53rd Ave. SW
					Task	53ACSO96	KC_CSO_2011	KC_CSO_2011	KC_CSO_2011	53ACSO96
					Sample ID	L9697-3	L53963-13	L53963-15	L53963-14	L9697-2
					Sample Date	10/16/1996	08/30/2011	08/30/2011	08/30/2011	10/16/1996
					Depth	0 - 2 cm	0 - 7 cm	0 - 10 cm	0 - 10 cm	0 - 2 cm
	SMS_Marine_SCO_SCUMII	SMS_Marine_CSL_SCUMII	AET_Marine_SCO_SCUMII	AET_Marine_CSL_SCUMII						
Hexachlorocyclohexane (BHC), alpha-						1.74 U	--	--	--	1.74 U
Hexachlorocyclohexane (BHC), beta-						1.74 U	--	--	--	1.74 U
Hexachlorocyclohexane (BHC), delta-						1.74 U	--	--	--	1.74 U
Hexachlorocyclohexane (BHC), gamma- (Lindane)						1.74 UJ	--	--	--	1.74 UJ
Methoxychlor						8.99 UJ	--	--	--	8.98 UJ
Total 2,4' and 4,4'-DDD,-DDE,-DDT (reported, not calculated)						--	--	--	--	--
Toxaphene						17.4 U	--	--	--	17.4 U
PCB Aroclors (mg/kg-OC)										
Total PCB Aroclors (SMS Marine 2013) (U = 0)	12	65				13.1 U	2 U	**11**	7.4 U	20.2 U
PCB Aroclors (µg/kg)										
Aroclor 1016						17.4 U	2.9 U	2.8 U	2.7 U	17.4 U
Aroclor 1221						17.4 U	5.9 U	5.5 U	5.4 U	17.4 U
Aroclor 1232						17.4 U	5.9 U	5.5 U	5.4 U	17.4 U
Aroclor 1242						17.4 U	2.9 U	2.8 U	2.7 U	17.4 U
Aroclor 1248						17.4 U	2.9 U	2.8 U	2.7 U	17.4 U
Aroclor 1254						17.4 U	2.9 U	**11.2**	2.7 U	17.4 U
Aroclor 1260						17.4 U	2.9 U	2.8 U	2.7 U	17.4 U
Total PCB Aroclors (SMS Marine 2013) (U = 0)			130	1000		17.4 U	5.9 U	**11**	5.4 U	17.4 U
Total Petroleum Hydrocarbons (mg/kg)										
Oil and grease						**913**	--	--	--	**1450**

Table C-4
Sediment Data for 53rd Ave. SW PS Overflow

				Distance to CSO (ft)	87	96	98	152	172	195	372
				Location ID	53ACSO96DH107S	CSO11_CSO-53-4	CSO11_CSO-53-5	CSO11_CSO-53-6	53ACSO96DH214S	53ACSO96DH214N	EBCHEMAB-04
				Area	CentralBasinPugetSnd	CentralBasinPugetSnd	CentralBasinPugetSnd	CentralBasinPugetSnd	CentralBasinPugetSnd	CentralBasinPugetSnd	CentralBasinPugetSnd
				CSO	53rd Ave. SW	53rd Ave. SW	53rd Ave. SW	53rd Ave. SW	53rd Ave. SW	53rd Ave. SW	53rd Ave. SW
				Task	53ACSO96	KC_CSO_2011	KC_CSO_2011	KC_CSO_2011	53ACSO96	53ACSO96	EBCHEM
				Sample ID	L9697-4	L53963-16	L53963-17	L53963-18	L9697-5	L9697-1	AB-04_19850926
				Sample Date	10/16/1996	08/30/2011	08/30/2011	08/30/2011	10/16/1996	10/16/1996	09/26/1985
				Depth	0 - 2 cm	0 - 9 cm	0 - 9 cm	0 - 10 cm	0 - 2 cm	0 - 2 cm	
	SMS_Marine_SCO_SCUMII	SMS_Marine_CSL_SCUMII	AET_Marine_SCO_SCUMII	AET_Marine_CSL_SCUMII							
Conventional Parameters (mg/kg)											
Ammonia					**3.88**	--	--	--	**2.51**	**2.68**	--
Nitrogen, total (nitrate, nitrite, Kjeldahl) (calculated)					--	--	--	--	--	--	**440**
Sulfide					**21.6**	--	--	--	**27.6**	**14.9**	**10**
Conventional Parameters (pct)											
Total organic carbon					**0.125**	**0.21**	**0.188**	**1.23**	**0.128**	**0.122**	**0.45 J**
Total solids					**74**	**71.9**	**64.4**	**60.4**	**76**	**73.9**	**70.7**
Total volatile solids					**0.78**	--	--	--	**0.79**	**0.88**	**2.38**
Grain Size (pct)											
Pebble					--	0.14 U	0.12 U	**0.5 J**	--	--	--
Gravel					0.1 U	--	--	--	0.1 U	0.1 U	--
Granule (very fine gravel)					--	0.14 U	0.12 U	0.16 U	--	--	--
Sand					**97.2**	--	--	--	**97.3**	**97.5**	**74.1**
Sand, very coarse					--	0.14 U	0.12 U	**0.2 J**	--	--	--
Sand, coarse					--	**0.1 J**	**0.2 J**	**0.3 J**	--	--	--
Sand, medium					--	**1.3 J**	**0.8 J**	**0.6 J**	--	--	--
Sand, fine					--	**26.9**	**21.8**	**5.9**	--	--	--
Sand, very fine					--	**60**	**65.1**	**47.1**	--	--	--
Silt					**0.8**	--	--	--	**1.2**	**1.1**	**20.8**
Silt, coarse					--	**9.6**	**8.8**	**33.7**	--	--	--
Silt, medium					--	0.68 U	0.62 U	**3.2**	--	--	--
Silt, fine					--	0.68 U	0.62 U	0.8 U	--	--	--
Silt, very fine					--	0.68 U	0.62 U	0.8 U	--	--	--
Clay					**2.1**	--	--	--	**1.5**	**1.3**	**4.95**
Clay, coarse					--	0.68 U	0.62 U	0.8 U	--	--	--
Clay, medium					--	**0.7 J**	**1.2**	0.8 U	--	--	--
Clay, fine					--	**3.4**	**1.2**	**4.8**	--	--	--
Metals (mg/kg)											
Aluminum					**6360**	--	--	--	**6340**	**7190**	--
Antimony					**2.3**	--	--	--	**1.84**	2.17 UJ	0.29 U
Arsenic	57	93	57	93	3.65 U	1.7 U	**2 J**	**2.8 J**	3.16 U	3.52 U	**5.42**
Barium					**12.6**	--	--	--	**11.3**	**12.6**	--
Beryllium					0.073 U	--	--	--	0.0632 U	0.0717 U	--
Cadmium	5.1	6.7	5.1	6.7	0.216 U	0.14 U	0.15 U	**0.31 J**	0.184 U	0.217 U	**0.13**
Calcium					**3000 J**	--	--	--	**2910 J**	**3250 J**	--
Chromium	260	270	260	270	**15.9**	**18.8**	**21.3**	**26.8**	**16.3**	**20.6**	**87 J**
Copper	390	390	390	390	**4**	**5.47**	**6.1**	**13.2**	**4.39**	**5.2**	**12.7**
Iron					**8270**	--	--	--	**8540**	**9300**	**20300**
Lead	450	530	450	530	**3.65**	**6.4 J**	**5.4 J**	**7.6 J**	**3.29**	**4.47**	**12.8**
Magnesium					**3850**	--	--	--	**4030**	**4400**	--
Manganese					**116**	--	--	--	**119**	**122**	**406 J**
Mercury	0.41	0.59	0.41	0.59	0.0243 U	**0.014 J**	**0.015 J**	**0.038 J**	0.0237 U	0.0203 U	**0.03 J**
Molybdenum					1.49 U	--	--	--	1.25 U	1.49 U	--

Table C-4
Sediment Data for 53rd Ave. SW PS Overflow

					Distance to CSO (ft)	87	96	98	152	172	195	372
					Location ID	53ACSO96DH107S	CSO11_CSO-53-4	CSO11_CSO-53-5	CSO11_CSO-53-6	53ACSO96DH214S	53ACSO96DH214N	EBCHEMAB-04
					Area	CentralBasinPugetSnd	CentralBasinPugetSnd	CentralBasinPugetSnd	CentralBasinPugetSnd	CentralBasinPugetSnd	CentralBasinPugetSnd	CentralBasinPugetSnd
					CSO	53rd Ave. SW	53rd Ave. SW	53rd Ave. SW	53rd Ave. SW	53rd Ave. SW	53rd Ave. SW	53rd Ave. SW
					Task	53ACSO96	KC_CSO_2011	KC_CSO_2011	KC_CSO_2011	53ACSO96	53ACSO96	EBCHEM
					Sample ID	L9697-4	L53963-16	L53963-17	L53963-18	L9697-5	L9697-1	AB-04_19850926
					Sample Date	10/16/1996	08/30/2011	08/30/2011	08/30/2011	10/16/1996	10/16/1996	09/26/1985
					Depth	0 - 2 cm	0 - 9 cm	0 - 9 cm	0 - 10 cm	0 - 2 cm	0 - 2 cm	
	SMS_Marine_SCO_SCUMII	SMS_Marine_CSL_SCUMII	AET_Marine_SCO_SCUMII	AET_Marine_CSL_SCUMII								
Nickel					**17.3**	--	--	--	**19.3**	**21.1**	**41.5**
Potassium					**716**	--	--	--	**733**	**839**	--
Selenium					3.65 U	--	--	--	3.16 U	3.52 U	0.12 U
Silver	6.1	6.1	6.1	6.1	0.297 U	0.28 U	0.31 U	0.33 U	0.25 U	0.284 U	**0.03 J**
Sodium					**3640**	--	--	--	**3030**	**3170**	--
Thallium					14.9 U	--	--	--	12.5 U	14.9 U	--
Zinc	410	960	410	960	**20.7**	**26.1**	**30.1**	**39.6**	**22.8**	**22.6**	**52.3 J**
Organometallic Compounds (µg/kg)											
Butyltin (n-Butyltin)					**0.541**	--	--	--	0.395 U	0.406 U	--
Dibutyltin					**1.35**	--	--	--	**0.526**	0.406 U	--
Tetrabutyltin					**1.35**	--	--	--	**0.789**	**0.677**	--
Tributyltin					**2.7**	--	--	--	**2.63**	**2.71**	--
Volatile Organics (mg/kg-OC)											
Hexachlorobutadiene (Hexachloro-1,3-butadiene)	3.9	6.2			29.2 U	--	--	--	27.7 U	29.9 U	190 U
Volatile Organics (µg/kg)											
1,1,2,2-Tetrachloroethane					--	--	--	--	--	--	0.6 U
1,1,2-Trichloroethane					--	--	--	--	--	--	1.1 U
1,1-Dichloroethane					--	--	--	--	--	--	0.7 U
1,1-Dichloroethene					--	--	--	--	--	--	1 U
1,2-Dichloroethane					--	--	--	--	--	--	0.7 U
1,2-Dichloroethene					--	--	--	--	--	--	1 U
1,2-Dichloropropane					--	--	--	--	--	--	3 U
1,3-Dichloropropene, cis-					--	--	--	--	--	--	0.4 U
1,3-Dichloropropene, trans-					--	--	--	--	--	--	1 U
2-Chloroethylvinyl ether					--	--	--	--	--	--	7 U
Acrolein					--	--	--	--	--	--	14 U
Acrylonitrile					--	--	--	--	--	--	7 U
Benzene					--	--	--	--	--	--	3.3 U
Bromodichloromethane					--	--	--	--	--	--	0.7 U
Bromoform (Tribromomethane)					--	--	--	--	--	--	1 U
Bromomethane (Methyl bromide)					--	--	--	--	--	--	1 U
Carbon tetrachloride (Tetrachloromethane)					--	--	--	--	--	--	1 U
Chlorobenzene					--	--	--	--	--	--	0.4 U
Chloroethane					--	--	--	--	--	--	3 U
Chloroform					--	--	--	--	--	--	0.1 U
Chloromethane					--	--	--	--	--	--	1 U
Chloroprene					--	--	--	--	--	--	870 U
Dibromochloromethane					--	--	--	--	--	--	1.1 U
Ethylbenzene					--	--	--	--	--	--	0.7 U
Hexachlorobutadiene (Hexachloro-1,3-butadiene)			11	120	36.5 U	--	--	--	35.5 U	36.5 U	870 U
Tetrachloroethene (PCE)					--	--	--	--	--	--	1.3 U
Toluene					--	--	--	--	--	--	**4**
Trichloroethene (TCE)					--	--	--	--	--	--	1.1 U

Table C-4
Sediment Data for 53rd Ave. SW PS Overflow

					Distance to CSO (ft)	87	96	98	152	172	195	372
					Location ID	53ACSO96DH107S	CSO11_CSO-53-4	CSO11_CSO-53-5	CSO11_CSO-53-6	53ACSO96DH214S	53ACSO96DH214N	EBCHEMAB-04
					Area	CentralBasinPugetSnd	CentralBasinPugetSnd	CentralBasinPugetSnd	CentralBasinPugetSnd	CentralBasinPugetSnd	CentralBasinPugetSnd	CentralBasinPugetSnd
					CSO	53rd Ave. SW	53rd Ave. SW	53rd Ave. SW	53rd Ave. SW	53rd Ave. SW	53rd Ave. SW	53rd Ave. SW
					Task	53ACSO96	KC_CSO_2011	KC_CSO_2011	KC_CSO_2011	53ACSO96	53ACSO96	EBCHEM
					Sample ID	L9697-4	L53963-16	L53963-17	L53963-18	L9697-5	L9697-1	AB-04_19850926
					Sample Date	10/16/1996	08/30/2011	08/30/2011	08/30/2011	10/16/1996	10/16/1996	09/26/1985
					Depth	0 - 2 cm	0 - 9 cm	0 - 9 cm	0 - 10 cm	0 - 2 cm	0 - 2 cm	
	SMS_Marine_SCO_SCUMII	SMS_Marine_CSL_SCUMII	AET_Marine_SCO_SCUMII	AET_Marine_CSL_SCUMII								
Vinyl chloride					--	--	--	--	--	--	0.6 U	
Semivolatile Organics (mg/kg-OC)												
1,2,4-Trichlorobenzene	0.81	1.8			0.746 UJ	0.35 U	0.44 U	0.072 U	0.709 UJ	0.766 UJ	38 U	
1,2-Dichlorobenzene	2.3	2.3			0.746 UJ	3.5 U	4.4 U	0.717 U	0.709 UJ	0.766 UJ	10 U	
1,4-Dichlorobenzene	3.1	9			0.746 UJ	5.3 U	6.6 U	1.07 U	0.709 UJ	0.766 UJ	27 U	
2-Methylnaphthalene	38	64			--	3.5 U	4.4 U	0.72 U	--	--	--	
Acenaphthene	16	57			--	3.5 U	4.4 U	0.72 U	--	--	--	
Acenaphthylene	66	66			--	3.5 U	4.4 U	0.72 U	--	--	--	
Anthracene	220	1200			--	3.5 U	4.4 U	**1.98**	--	--	--	
Benzo(a)anthracene	110	270			--	**8.1**	**12**	**4.02**	--	--	--	
Benzo(a)pyrene	99	210			--	**13**	**17.3**	**6.3**	--	--	--	
Benzo(g,h,i)perylene	31	78			--	3.5 U	4.4 U	**2.33**	--	--	--	
bis(2-Ethylhexyl)phthalate	47	78			17.3 U	16 UJ	22.3 UJ	4.46 UJ	16.5 U	17.8 U	--	
Butylbenzyl phthalate	4.9	64			17.3 U	5.3 U	6.6 U	1.07 U	16.5 U	17.8 U	**11 J**	
Chrysene	110	460			--	**6.7 J**	**8.5 J**	**5.22**	--	--	--	
Dibenzo(a,h)anthracene	12	33			--	3.5 U	**4.5 J**	**1.3 J**	--	--	--	
Dibenzofuran	15	58			--	3.5 U	4.4 U	0.72 U	--	--	--	
Diethyl phthalate	61	110			29.2 U	7.1 U	9 U	1.5 U	27.7 U	29.9 U	--	
Dimethyl phthalate	53	53			11.9 U	7.1 U	8.83 U	1.44 U	11.3 U	12.2 U	1.9 U	
Di-n-butyl phthalate	220	1700			29.2 U	**8.1 J**	**9 J**	1.5 U	27.7 U	29.9 U	--	
Di-n-octyl phthalate	58	4500			17.3 U	7.1 U	8.83 U	1.44 U	16.5 U	17.8 U	0.36 U	
Fluoranthene	160	1200			--	**9.3**	**13.6**	**10.2**	--	--	--	
Fluorene	23	79			--	3.5 U	4.4 U	0.72 U	--	--	--	
Hexachlorobenzene	0.38	2.3			0.746 UJ	0.35 U	0.44 U	0.072 U	0.709 UJ	0.766 UJ	14 U	
Hexachlorobutadiene (Hexachloro-1,3-butadiene)	3.9	6.2			--	1.8 U	2.2 U	0.37 U	--	--	--	
Indeno(1,2,3-c,d)pyrene	34	88			--	**5.2 J**	**7.4 J**	**3 J**	--	--	--	
Naphthalene	99	170			--	3.5 U	4.4 U	0.72 U	--	--	--	
n-Nitrosodiphenylamine	11	11			29.2 U	8.8 U	11 U	1.8 U	27.7 U	29.9 U	--	
Phenanthrene	100	480			--	**9.3**	**10.3**	**4.85**	--	--	--	
Pyrene	1000	1400			--	**10**	**12.7**	**8.37**	--	--	--	
Total Benzofluoranthenes (lab reported total)	230	450			--	**12**	**16.6**	**8.86**	--	--	--	
Total cPAH TEQ (7 minimum CAEPA 2005) (U = 0)					--	**15 J**	**21 J**	**8 J**	--	--	--	
Total HPAH (SMS) (U = 0)	960	5300			--	**65 J**	**93 J**	**50 J**	--	--	--	
Total LPAH (SMS) (U = 0)	370	780			--	**9.3**	**10**	**6.8**	--	--	--	
Semivolatile Organics (µg/kg)												
1,2,4-Trichlorobenzene			31	51	0.932 UJ	0.74 U	0.82 U	0.88 U	0.908 UJ	0.934 UJ	170 U	
1,2-Dichlorobenzene			35	50	0.932 UJ	7.41 U	8.28 U	8.82 U	0.908 UJ	0.934 UJ	60 U	
1,2-Diphenylhydrazine					71.6 U	--	--	--	69.7 U	71.7 U	--	
1,3-Dichlorobenzene					0.932 UJ	--	--	--	0.908 UJ	0.934 UJ	120 U	
1,4-Dichlorobenzene			110	110	0.932 UJ	11.1 U	12.4 U	13.2 U	0.908 UJ	0.934 UJ	120 U	
2,2'-Oxybis (1-chloropropane)					71.6 U	--	--	--	69.7 U	71.7 U	--	
2,4,5-Trichlorophenol					149 U	--	--	--	145 U	149 U	38 U	
2,4,6-Trichlorophenol					149 U	--	--	--	145 U	149 U	44 U	

Table C-4
Sediment Data for 53rd Ave. SW PS Overflow

					Distance to CSO (ft)	87	96	98	152	172	195	372
					Location ID	53ACSO96DH107S	CSO11_CSO-53-4	CSO11_CSO-53-5	CSO11_CSO-53-6	53ACSO96DH214S	53ACSO96DH214N	EBCHEMAB-04
					Area	CentralBasinPugetSnd	CentralBasinPugetSnd	CentralBasinPugetSnd	CentralBasinPugetSnd	CentralBasinPugetSnd	CentralBasinPugetSnd	CentralBasinPugetSnd
					CSO	53rd Ave. SW	53rd Ave. SW	53rd Ave. SW	53rd Ave. SW	53rd Ave. SW	53rd Ave. SW	53rd Ave. SW
					Task	53ACSO96	KC_CSO_2011	KC_CSO_2011	KC_CSO_2011	53ACSO96	53ACSO96	EBCHEM
					Sample ID	L9697-4	L53963-16	L53963-17	L53963-18	L9697-5	L9697-1	AB-04_19850926
					Sample Date	10/16/1996	08/30/2011	08/30/2011	08/30/2011	10/16/1996	10/16/1996	09/26/1985
					Depth	0 - 2 cm	0 - 9 cm	0 - 9 cm	0 - 10 cm	0 - 2 cm	0 - 2 cm	
	SMS_Marine_SCO_SCUMII	SMS_Marine_CSL_SCUMII	AET_Marine_SCO_SCUMII	AET_Marine_CSL_SCUMII								
2,4-Dichlorophenol						36.5 U	--	--	--	35.5 U	36.5 U	47 U
2,4-Dimethylphenol	29	29	29	29		36.5 UJ	7.4 U	8.2 U	8.8 U	35.5 UJ	36.5 UJ	10 U
2,4-Dinitrophenol						71.6 U	--	--	--	69.7 U	71.7 U	--
2,4-Dinitrotoluene						14.9 U	--	--	--	14.5 U	14.9 U	--
2,6-Dinitrotoluene						14.9 U	--	--	--	14.5 U	14.9 U	--
2-Chloronaphthalene						21.6 U	--	--	--	21.1 U	21.7 U	16 U
2-Chlorophenol						71.6 U	--	--	--	69.7 U	71.7 U	23 U
2-Methylnaphthalene			670	670		--	7.4 U	8.2 U	8.8 U	--	--	--
2-Methylphenol (o-Cresol)	63	63	63	63		36.5 U	7.4 U	8.2 U	8.8 U	35.5 U	36.5 U	26 U
2-Nitroaniline						149 U	--	--	--	145 U	149 U	--
2-Nitrophenol						36.5 U	--	--	--	35.5 U	36.5 U	--
3,3'-Dichlorobenzidine						36.5 UJ	--	--	--	35.5 UJ	36.5 UJ	--
3-Methylphenanthrene						--	--	--	--	--	--	**8.6 J**
3-Nitroaniline						149 UJ	--	--	--	145 UJ	149 UJ	--
4-Bromophenyl-phenyl ether						14.9 U	--	--	--	14.5 U	14.9 U	--
4-Chloro-3-methylphenol						71.6 U	--	--	--	69.7 U	71.7 U	13 U
4-Chloroaniline						71.6 UJ	--	--	--	69.7 UJ	71.7 UJ	--
4-Chlorophenyl phenyl ether						21.6 U	--	--	--	21.1 U	21.7 U	--
4-Methylphenol (p-Cresol)	670	670	670	670		36.5 U	38 U	42 U	45 U	35.5 U	36.5 U	27 U
4-Nitroaniline						149 U	--	--	--	145 U	149 U	--
4-Nitrophenol						71.6 U	--	--	--	69.7 U	71.7 U	--
Acenaphthene			500	500		--	7.4 U	8.2 U	8.8 U	--	--	--
Acenaphthylene			1300	1300		--	7.4 U	8.2 U	8.8 U	--	--	--
Aniline						71.6 U	--	--	--	69.7 U	71.7 U	--
Anthracene			960	960		--	7.4 U	8.2 U	**24.3**	--	--	--
Benzidine						**R**	--	--	--	**R**	**R**	--
Benzo(a)anthracene			1300	1600		--	**17.1**	**22.5**	**49.5**	--	--	--
Benzo(a)pyrene			1600	1600		--	**26.7**	**32.6**	**77**	--	--	--
Benzo(g,h,i)perylene			670	720		--	7.4 U	8.2 U	**28.6**	--	--	--
Benzoic acid	650	650	650	650		149 U	**192**	**174**	**233**	145 U	149 U	780 U
Benzyl alcohol	57	73	57	73		36.5 U	18.5 U	20.7 U	22 U	35.5 U	36.5 U	36 U
bis(2-Chloroethoxy)methane						36.5 U	--	--	--	35.5 U	36.5 U	--
bis(2-Chloroethyl)ether						21.6 U	--	--	--	21.1 U	21.7 U	--
bis(2-Ethylhexyl)phthalate			1300	3100		21.6 U	32.8 UJ	41.9 UJ	54.8 UJ	21.1 U	21.7 U	--
Butylbenzyl phthalate			63	900		21.6 U	11.1 U	12.4 U	13.2 U	21.1 U	21.7 U	**48 J**
Chlorinated Benzenes						--	--	--	--	--	--	60 U
Chrysene			1400	2800		--	**14 J**	**16 J**	**64.2**	--	--	--
Coprostanol (Cholestan-3-ol (3B, 5B))						149 U	--	--	--	145 U	149 U	--
Dibenzo(a,h)anthracene			230	230		--	7.4 U	**8.5 J**	**16 J**	--	--	--
Dibenzofuran			540	540		--	7.4 U	8.2 U	8.8 U	--	--	--
Diethyl phthalate			200	1200		36.5 U	15 U	17 U	18 U	35.5 U	36.5 U	--
Dimethyl phthalate			71	160		14.9 U	14.9 U	16.6 U	17.7 U	14.5 U	14.9 U	8.4 U
Di-n-butyl phthalate			1400	1400		36.5 U	**17 J**	**17 J**	18 U	35.5 U	36.5 U	--

Table C-4
Sediment Data for 53rd Ave. SW PS Overflow

					Distance to CSO (ft)	87	96	98	152	172	195	372
					Location ID	53ACSO96DH107S	CSO11_CSO-53-4	CSO11_CSO-53-5	CSO11_CSO-53-6	53ACSO96DH214S	53ACSO96DH214N	EBCHEMAB-04
					Area	CentralBasinPugetSnd	CentralBasinPugetSnd	CentralBasinPugetSnd	CentralBasinPugetSnd	CentralBasinPugetSnd	CentralBasinPugetSnd	CentralBasinPugetSnd
					CSO	53rd Ave. SW	53rd Ave. SW	53rd Ave. SW	53rd Ave. SW	53rd Ave. SW	53rd Ave. SW	53rd Ave. SW
					Task	53ACSO96	KC_CSO_2011	KC_CSO_2011	KC_CSO_2011	53ACSO96	53ACSO96	EBCHEM
					Sample ID	L9697-4	L53963-16	L53963-17	L53963-18	L9697-5	L9697-1	AB-04_19850926
					Sample Date	10/16/1996	08/30/2011	08/30/2011	08/30/2011	10/16/1996	10/16/1996	09/26/1985
					Depth	0 - 2 cm	0 - 9 cm	0 - 9 cm	0 - 10 cm	0 - 2 cm	0 - 2 cm	
	SMS_Marine_SCO_SCUMII	SMS_Marine_CSL_SCUMII	AET_Marine_SCO_SCUMII	AET_Marine_CSL_SCUMII								
Dinitro-o-cresol (4,6-Dinitro-2-methylphenol)						71.6 U	--	--	--	69.7 U	71.7 U	--
Di-n-octyl phthalate			6200	6200		21.6 U	14.9 U	16.6 U	17.7 U	21.1 U	21.7 U	1.6 U
Fluoranthene			1700	2500		--	**19.6**	**25.6**	**125**	--	--	--
Fluorene			540	540		--	7.4 U	8.2 U	8.8 U	--	--	--
Hexachlorobenzene			22	70		0.932 UJ	0.74 U	0.82 U	0.88 U	0.908 UJ	0.934 UJ	64 U
Hexachlorobutadiene (Hexachloro-1,3-butadiene)			11	120		--	3.8 U	4.2 U	4.5 U	--	--	--
Hexachlorocyclopentadiene						36.5 U	--	--	--	35.5 U	36.5 U	--
Hexachloroethane						36.5 U	--	--	--	35.5 U	36.5 U	--
Indeno(1,2,3-c,d)pyrene			600	690		--	**11 J**	**14 J**	**36.9 J**	--	--	--
Isophorone						36.5 U	--	--	--	35.5 U	36.5 U	19 U
Naphthalene			2100	2100		--	7.4 U	8.2 U	8.8 U	--	--	--
Nitrobenzene						36.5 U	--	--	--	35.5 U	36.5 U	--
n-Nitrosodimethylamine						149 U	--	--	--	145 U	149 U	--
n-Nitrosodi-n-propylamine						36.5 U	--	--	--	35.5 U	36.5 U	--
n-Nitrosodiphenylamine			28	40		36.5 U	18.5 U	20.7 U	22 U	35.5 U	36.5 U	--
Pentachlorophenol	360	690	360	690		**R**	111 U	124 U	132 U	**R**	**R**	**110 J**
Phenanthrene			1500	1500		--	**19.5**	**19.4**	**59.6**	--	--	--
Phenol	420	1200	420	1200		149 U	38 U	42 U	45 U	145 U	149 U	25 U
Pyrene			2600	3300		--	**21.4**	**23.8**	**103**	--	--	--
Total Benzofluoranthenes (lab reported total)			3200	3600		--	**25.7**	**31.2**	**109**	--	--	--
Total cPAH TEQ (7 minimum CAEPA 2005) (U = 0)						--	**32 J**	**40 J**	**99 J**	--	--	--
Total HPAH (SMS) (U = 0)			12000	17000		--	**140 J**	**170 J**	**610 J**	--	--	--
Total LPAH (SMS) (U = 0)			5200	5200		--	**20**	**19**	**84**	--	--	--
Polycyclic Aromatic Hydrocarbons (mg/kg-OC)												
2-Methylnaphthalene	38	64				46.5 U	--	--	--	44.2 U	47.7 U	6.2 U
Acenaphthene	16	57				11.9 U	--	--	--	11.3 U	12.2 U	2.9 U
Acenaphthylene	66	66				17.3 U	--	--	--	16.5 U	17.8 U	2 U
Anthracene	220	1200				17.3 UJ	--	--	--	16.5 UJ	17.8 UJ	**7.8 J**
Benzo(a)anthracene	110	270				17.3 UJ	--	--	--	16.5 UJ	17.8 UJ	**11 J**
Benzo(a)pyrene	99	210				29.2 UJ	--	--	--	27.7 UJ	29.9 UJ	**18 J**
Benzo(b)fluoranthene						46.5 UJ	--	--	--	44.2 UJ	47.7 UJ	**8.2 J**
Benzo(g,h,i)perylene	31	78				29.2 UJ	--	--	--	27.7 UJ	29.9 UJ	**4.7 J**
Benzo(k)fluoranthene						46.5 UJ	--	--	--	44.2 UJ	47.7 UJ	**12 J**
Chrysene	110	460				17.3 U	--	--	--	16.5 U	17.8 U	**19 J**
Dibenzo(a,h)anthracene	12	33				46.5 U	--	--	--	44.2 U	47.7 U	**0.98 J**
Dibenzofuran	15	58				29.2 U	--	--	--	27.7 U	29.9 U	**1 J**
Fluoranthene	160	1200				17.3 UJ	--	--	--	16.5 UJ	17.8 UJ	**27 J**
Fluorene	23	79				17.3 UJ	--	--	--	16.5 UJ	17.8 UJ	2.4 U
Indeno(1,2,3-c,d)pyrene	34	88				29.2 UJ	--	--	--	27.7 UJ	29.9 UJ	**5.1 J**
Naphthalene	99	170				46.5 UJ	--	--	--	44.2 UJ	47.7 UJ	7.1 U
Phenanthrene	100	480				17.3 UJ	--	--	--	16.5 UJ	17.8 UJ	**20 J**
Pyrene	1000	1400				17.3 UJ	--	--	--	16.5 UJ	17.8 UJ	**27 J**
Total Benzofluoranthenes (b,j,k) (U = 0)	230	450				46.5 UJ	--	--	--	44.2 UJ	47.7 UJ	**20 J**

Table C-4
Sediment Data for 53rd Ave. SW PS Overflow

					Distance to CSO (ft)	87	96	98	152	172	195	372
					Location ID	53ACSO96DH107S	CSO11_CSO-53-4	CSO11_CSO-53-5	CSO11_CSO-53-6	53ACSO96DH214S	53ACSO96DH214N	EBCHEMAB-04
					Area	CentralBasinPugetSnd	CentralBasinPugetSnd	CentralBasinPugetSnd	CentralBasinPugetSnd	CentralBasinPugetSnd	CentralBasinPugetSnd	CentralBasinPugetSnd
					CSO	53rd Ave. SW	53rd Ave. SW	53rd Ave. SW	53rd Ave. SW	53rd Ave. SW	53rd Ave. SW	53rd Ave. SW
					Task	53ACSO96	KC_CSO_2011	KC_CSO_2011	KC_CSO_2011	53ACSO96	53ACSO96	EBCHEM
					Sample ID	L9697-4	L53963-16	L53963-17	L53963-18	L9697-5	L9697-1	AB-04_19850926
					Sample Date	10/16/1996	08/30/2011	08/30/2011	08/30/2011	10/16/1996	10/16/1996	09/26/1985
					Depth	0 - 2 cm	0 - 9 cm	0 - 9 cm	0 - 10 cm	0 - 2 cm	0 - 2 cm	
	SMS_Marine_SCO_SCUMII	SMS_Marine_CSL_SCUMII	AET_Marine_SCO_SCUMII	AET_Marine_CSL_SCUMII								
Total cPAH TEQ (7 minimum CAEPA 2005) (U = 0)						29.2 UJ	--	--	--	27.7 UJ	29.9 UJ	**22 J**
Total HPAH (SMS) (U = 0)	960	5300				46.5 UJ	--	--	--	44.2 UJ	47.7 UJ	**130 J**
Total LPAH (SMS) (U = 0)	370	780				46.5 UJ	--	--	--	44.2 UJ	47.7 UJ	**30 J**
Polycyclic Aromatic Hydrocarbons (µg/kg)												
1-Methylphenanthrene						--	--	--	--	--	--	**13 J**
2-Methylnaphthalene			670	670		58.1 U	--	--	--	56.6 U	58.2 U	28 U
2-Methylphenanthrene						--	--	--	--	--	--	**11 J**
Acenaphthene			500	500		14.9 U	--	--	--	14.5 U	14.9 U	13 U
Acenaphthylene			1300	1300		21.6 U	--	--	--	21.1 U	21.7 U	10 U
Anthracene			960	960		21.6 UJ	--	--	--	21.1 UJ	21.7 UJ	**35 J**
Benzo(a)anthracene			1300	1600		21.6 UJ	--	--	--	21.1 UJ	21.7 UJ	**48 J**
Benzo(a)pyrene			1600	1600		36.5 UJ	--	--	--	35.5 UJ	36.5 UJ	**81 J**
Benzo(b)fluoranthene						58.1 UJ	--	--	--	56.6 UJ	58.2 UJ	**37 J**
Benzo(g,h,i)perylene			670	720		36.5 UJ	--	--	--	35.5 UJ	36.5 UJ	**21 J**
Benzo(k)fluoranthene						58.1 UJ	--	--	--	56.6 UJ	58.2 UJ	**52 J**
Carbazole						36.5 U	--	--	--	35.5 U	36.5 U	--
Chrysene			1400	2800		21.6 U	--	--	--	21.1 U	21.7 U	**86 J**
Dibenzo(a,h)anthracene			230	230		58.1 U	--	--	--	56.6 U	58.2 U	**4.4 J**
Dibenzofuran			540	540		36.5 U	--	--	--	35.5 U	36.5 U	**5 J**
Fluoranthene			1700	2500		21.6 UJ	--	--	--	21.1 UJ	21.7 UJ	**120 J**
Fluorene			540	540		21.6 UJ	--	--	--	21.1 UJ	21.7 UJ	11 U
Indeno(1,2,3-c,d)pyrene			600	690		36.5 UJ	--	--	--	35.5 UJ	36.5 UJ	**23 J**
Naphthalene			2100	2100		58.1 UJ	--	--	--	56.6 UJ	58.2 UJ	32 U
Phenanthrene			1500	1500		21.6 UJ	--	--	--	21.1 UJ	21.7 UJ	**89 J**
Pyrene			2600	3300		21.6 UJ	--	--	--	21.1 UJ	21.7 UJ	**120 J**
Retene						--	--	--	--	--	--	**19 J**
Total Benzofluoranthenes (b,j,k) (U = 0)			3200	3600		58.1 UJ	--	--	--	56.6 UJ	58.2 UJ	**89 J**
Total cPAH TEQ (7 minimum CAEPA 2005) (U = 0)						36.5 UJ	--	--	--	35.5 UJ	36.5 UJ	**98 J**
Total HPAH (SMS) (U = 0)			12000	17000		58.1 UJ	--	--	--	56.6 UJ	58.2 UJ	**590 J**
Total LPAH (SMS) (U = 0)			5200	5200		58.1 UJ	--	--	--	56.6 UJ	58.2 UJ	**120 J**
Pesticides (µg/kg)												
4,4'-DDD (p,p'-DDD)						1.76 UJ	--	--	--	1.71 UJ	1.76 UJ	2.8 U
4,4'-DDE (p,p'-DDE)						1.76 U	--	--	--	1.71 U	1.76 U	1.9 U
4,4'-DDT (p,p'-DDT)						1.76 UJ	--	--	--	1.71 UJ	1.76 UJ	2.4 U
Aldrin						1.76 U	--	--	--	1.71 U	1.76 U	1.7 U
Chlordane						9.05 U	--	--	--	8.82 U	9.07 U	31 U
Dieldrin						1.76 U	--	--	--	1.71 U	1.76 U	2.4 U
Endosulfan						1.76 U	--	--	--	1.71 U	1.76 U	--
Endosulfan sulfate						1.76 U	--	--	--	1.71 U	1.76 U	--
Endrin						1.76 UJ	--	--	--	1.71 UJ	1.76 UJ	2.4 U
Endrin aldehyde						**R**	--	--	--	**R**	**R**	3.3 U
Heptachlor						1.76 U	--	--	--	1.71 U	1.76 U	1.6 U
Heptachlor epoxide						1.76 U	--	--	--	1.71 U	1.76 U	--

Table C-4
Sediment Data for 53rd Ave. SW PS Overflow

					Distance to CSO (ft)	87	96	98	152	172	195	372
					Location ID	53ACSO96DH107S	CSO11_CSO-53-4	CSO11_CSO-53-5	CSO11_CSO-53-6	53ACSO96DH214S	53ACSO96DH214N	EBCHEMAB-04
					Area	CentralBasinPugetSnd	CentralBasinPugetSnd	CentralBasinPugetSnd	CentralBasinPugetSnd	CentralBasinPugetSnd	CentralBasinPugetSnd	CentralBasinPugetSnd
					CSO	53rd Ave. SW	53rd Ave. SW	53rd Ave. SW	53rd Ave. SW	53rd Ave. SW	53rd Ave. SW	53rd Ave. SW
					Task	53ACSO96	KC_CSO_2011	KC_CSO_2011	KC_CSO_2011	53ACSO96	53ACSO96	EBCHEM
					Sample ID	L9697-4	L53963-16	L53963-17	L53963-18	L9697-5	L9697-1	AB-04_19850926
					Sample Date	10/16/1996	08/30/2011	08/30/2011	08/30/2011	10/16/1996	10/16/1996	09/26/1985
					Depth	0 - 2 cm	0 - 9 cm	0 - 9 cm	0 - 10 cm	0 - 2 cm	0 - 2 cm	
	SMS_Marine_SCO_SCUMII	SMS_Marine_CSL_SCUMII	AET_Marine_SCO_SCUMII	AET_Marine_CSL_SCUMII								
Hexachlorocyclohexane (BHC), alpha-						1.76 U	--	--	--	1.71 U	1.76 U	1 U
Hexachlorocyclohexane (BHC), beta-						1.76 U	--	--	--	1.71 U	1.76 U	2.5 U
Hexachlorocyclohexane (BHC), delta-						1.76 U	--	--	--	1.71 U	1.76 U	1.3 U
Hexachlorocyclohexane (BHC), gamma- (Lindane)						1.76 UJ	--	--	--	1.71 UJ	1.76 UJ	1.1 U
Methoxychlor						9.05 UJ	--	--	--	8.82 UJ	9.07 UJ	--
Total 2,4' and 4,4'-DDD,-DDE,-DDT (reported, not calculated)						--	--	--	--	--	--	**7.1 J**
Toxaphene						17.6 U	--	--	--	17.1 U	17.6 U	--
PCB Aroclors (mg/kg-OC)												
Total PCB Aroclors (SMS Marine 2013) (U = 0)	12	65				14.1 U	2.7 U	**3.6**	**1 J**	13.4 U	14.4 U	--
PCB Aroclors (µg/kg)												
Aroclor 1016						17.6 U	2.8 U	3.1 U	3.3 U	17.1 U	17.6 U	--
Aroclor 1221						17.6 U	5.6 U	6.2 U	6.6 U	17.1 U	17.6 U	--
Aroclor 1232						17.6 U	5.6 U	6.2 U	6.6 U	17.1 U	17.6 U	--
Aroclor 1242						17.6 U	2.8 U	3.1 U	3.3 U	17.1 U	17.6 U	--
Aroclor 1248						17.6 U	2.8 U	3.1 U	3.3 U	17.1 U	17.6 U	--
Aroclor 1254						17.6 U	2.8 U	**6.69**	**10.1**	17.1 U	17.6 U	--
Aroclor 1260						17.6 U	2.8 U	3.1 U	**2.5 J**	17.1 U	17.6 U	--
Total PCB Aroclors (SMS Marine 2013) (U = 0)			130	1000		17.6 U	5.6 U	**6.7**	**13 J**	17.1 U	17.6 U	--
Total Petroleum Hydrocarbons (mg/kg)												
Oil and grease						**2140**	--	--	--	**987**	**1070**	**86**

Table C-4
Sediment Data for 53rd Ave. SW PS Overflow

				Distance to CSO (ft)	854
				Location ID	53ACSO96DH1000S
				Area	CentralBasinPugetSnd
				CSO	53rd Ave. SW
				Task	53ACSO96
				Sample ID	L9697-6
				Sample Date	10/16/1996
				Depth	0 - 2 cm
	SMS_Marine_SCO_SCUMII	SMS_Marine_CSL_SCUMII	AET_Marine_SCO_SCUMII	AET_Marine_CSL_SCUMII	
Conventional Parameters (mg/kg)					
Ammonia					**3.56**
Nitrogen, total (nitrate, nitrite, Kjeldahl) (calculated)					--
Sulfide					**257**
Conventional Parameters (pct)					
Total organic carbon					**0.32**
Total solids					**66.2**
Total volatile solids					**3.82**
Grain Size (pct)					
Pebble					--
Gravel					**2.1**
Granule (very fine gravel)					--
Sand					**90.4**
Sand, very coarse					--
Sand, coarse					--
Sand, medium					--
Sand, fine					--
Sand, very fine					--
Silt					**5**
Silt, coarse					--
Silt, medium					--
Silt, fine					--
Silt, very fine					--
Clay					**2.4**
Clay, coarse					--
Clay, medium					--
Clay, fine					--
Metals (mg/kg)					
Aluminum					**7150**
Antimony					2.42 UJ
Arsenic	57	93	57	93	3.93 U
Barium					**19.6**
Beryllium					0.0785 U
Cadmium	5.1	6.7	5.1	6.7	0.242 U
Calcium					**3140 J**
Chromium	260	270	260	270	**26.1**
Copper	390	390	390	390	**9.46**
Iron					**10100**
Lead	450	530	450	530	**18.3**
Magnesium					**4650**
Manganese					**127**
Mercury	0.41	0.59	0.41	0.59	0.0272 U
Molybdenum					1.51 U

Table C-4
Sediment Data for 53rd Ave. SW PS Overflow

					Distance to CSO (ft)
					Location ID
					Area
					CSO
					Task
					Sample ID
					Sample Date
					Depth
	SMS_Marine_SCO_SCUMII	**SMS_Marine_CSL_SCUMII**	**AET_Marine_SCO_SCUMII**	**AET_Marine_CSL_SCUMII**	
Nickel					**23.3**
Potassium					**890**
Selenium					3.93 U
Silver	6.1	6.1	6.1	6.1	0.317 U
Sodium					**5940**
Thallium					15.1 U
Zinc	410	960	410	960	**43.4**
Organometallic Compounds (µg/kg)					
Butyltin (n-Butyltin)					**0.906**
Dibutyltin					**1.36**
Tetrabutyltin					**3.02**
Tributyltin					**4.53**
Volatile Organics (mg/kg-OC)					
Hexachlorobutadiene (Hexachloro-1,3-butadiene)	3.9	6.2			13 U
Volatile Organics (µg/kg)					
1,1,2,2-Tetrachloroethane					--
1,1,2-Trichloroethane					--
1,1-Dichloroethane					--
1,1-Dichloroethene					--
1,2-Dichloroethane					--
1,2-Dichloroethene					--
1,2-Dichloropropane					--
1,3-Dichloropropene, cis-					--
1,3-Dichloropropene, trans-					--
2-Chloroethylvinyl ether					--
Acrolein					--
Acrylonitrile					--
Benzene					--
Bromodichloromethane					--
Bromoform (Tribromomethane)					--
Bromomethane (Methyl bromide)					--
Carbon tetrachloride (Tetrachloromethane)					--
Chlorobenzene					--
Chloroethane					--
Chloroform					--
Chloromethane					--
Chloroprene					--
Dibromochloromethane					--
Ethylbenzene					--
Hexachlorobutadiene (Hexachloro-1,3-butadiene)			11	120	40.8 U
Tetrachloroethene (PCE)					--
Toluene					--
Trichloroethene (TCE)					--

Table C-4
Sediment Data for 53rd Ave. SW PS Overflow

				Distance to CSO (ft)	854
				Location ID	53ACSO96DH1000S
				Area	CentralBasinPugetSnd
				CSO	53rd Ave. SW
				Task	53ACSO96
				Sample ID	L9697-6
				Sample Date	10/16/1996
				Depth	0 - 2 cm
	SMS_Marine_SCO_SCUMII	SMS_Marine_CSL_SCUMII	AET_Marine_SCO_SCUMII	AET_Marine_CSL_SCUMII	
Vinyl chloride					--
Semivolatile Organics (mg/kg-OC)					
1,2,4-Trichlorobenzene	0.81	1.8			0.33 UJ
1,2-Dichlorobenzene	2.3	2.3			0.33 UJ
1,4-Dichlorobenzene	3.1	9			0.33 UJ
2-Methylnaphthalene	38	64			--
Acenaphthene	16	57			--
Acenaphthylene	66	66			--
Anthracene	220	1200			--
Benzo(a)anthracene	110	270			--
Benzo(a)pyrene	99	210			--
Benzo(g,h,i)perylene	31	78			--
bis(2-Ethylhexyl)phthalate	47	78			**240**
Butylbenzyl phthalate	4.9	64			**21**
Chrysene	110	460			--
Dibenzo(a,h)anthracene	12	33			--
Dibenzofuran	15	58			--
Diethyl phthalate	61	110			13 U
Dimethyl phthalate	53	53			5.2 U
Di-n-butyl phthalate	220	1700			13 U
Di-n-octyl phthalate	58	4500			7.6 U
Fluoranthene	160	1200			--
Fluorene	23	79			--
Hexachlorobenzene	0.38	2.3			0.33 UJ
Hexachlorobutadiene (Hexachloro-1,3-butadiene)	3.9	6.2			--
Indeno(1,2,3-c,d)pyrene	34	88			--
Naphthalene	99	170			--
n-Nitrosodiphenylamine	11	11			13 U
Phenanthrene	100	480			--
Pyrene	1000	1400			--
Total Benzofluoranthenes (lab reported total)	230	450			--
Total cPAH TEQ (7 minimum CAEPA 2005) (U = 0)					--
Total HPAH (SMS) (U = 0)	960	5300			--
Total LPAH (SMS) (U = 0)	370	780			--
Semivolatile Organics (µg/kg)					
1,2,4-Trichlorobenzene			31	51	1.04 UJ
1,2-Dichlorobenzene			35	50	1.04 UJ
1,2-Diphenylhydrazine					80.1 U
1,3-Dichlorobenzene					1.04 UJ
1,4-Dichlorobenzene			110	110	1.04 UJ
2,2'-Oxybis (1-chloropropane)					80.1 U
2,4,5-Trichlorophenol					166 U
2,4,6-Trichlorophenol					166 U

Table C-4
Sediment Data for 53rd Ave. SW PS Overflow

				Distance to CSO (ft)	854
				Location ID	53ACSO96DH1000S
				Area	CentralBasinPugetSnd
				CSO	53rd Ave. SW
				Task	53ACSO96
				Sample ID	L9697-6
				Sample Date	10/16/1996
				Depth	0 - 2 cm
	SMS_Marine_SCO_SCUMII	SMS_Marine_CSL_SCUMII	AET_Marine_SCO_SCUMII	AET_Marine_CSL_SCUMII	
2,4-Dichlorophenol					40.8 U
2,4-Dimethylphenol	29	29	29	29	40.8 UJ
2,4-Dinitrophenol					80.1 U
2,4-Dinitrotoluene					16.6 U
2,6-Dinitrotoluene					16.6 U
2-Chloronaphthalene					24.2 U
2-Chlorophenol					80.1 U
2-Methylnaphthalene			670	670	--
2-Methylphenol (o-Cresol)	63	63	63	63	40.8 U
2-Nitroaniline					166 U
2-Nitrophenol					40.8 U
3,3'-Dichlorobenzidine					40.8 UJ
3-Methylphenanthrene					--
3-Nitroaniline					166 UJ
4-Bromophenyl-phenyl ether					16.6 U
4-Chloro-3-methylphenol					80.1 U
4-Chloroaniline					80.1 UJ
4-Chlorophenyl phenyl ether					24.2 U
4-Methylphenol (p-Cresol)	670	670	670	670	**157**
4-Nitroaniline					166 U
4-Nitrophenol					80.1 U
Acenaphthene			500	500	--
Acenaphthylene			1300	1300	--
Aniline					80.1 U
Anthracene			960	960	--
Benzidine					**R**
Benzo(a)anthracene			1300	1600	--
Benzo(a)pyrene			1600	1600	--
Benzo(g,h,i)perylene			670	720	--
Benzoic acid	650	650	650	650	166 U
Benzyl alcohol	57	73	57	73	40.8 U
bis(2-Chloroethoxy)methane					40.8 U
bis(2-Chloroethyl)ether					24.2 U
bis(2-Ethylhexyl)phthalate			1300	3100	**778**
Butylbenzyl phthalate			63	900	**65.6**
Chlorinated Benzenes					--
Chrysene			1400	2800	--
Coprostanol (Cholestan-3-ol (3B, 5B))					166 U
Dibenzo(a,h)anthracene			230	230	--
Dibenzofuran			540	540	--
Diethyl phthalate			200	1200	40.8 U
Dimethyl phthalate			71	160	16.6 U
Di-n-butyl phthalate			1400	1400	40.8 U

Table C-4
Sediment Data for 53rd Ave. SW PS Overflow

				Distance to CSO (ft)	**854**
				Location ID	**53ACSO96DH1000S**
				Area	**CentralBasinPugetSnd**
				CSO	**53rd Ave. SW**
				Task	**53ACSO96**
				Sample ID	**L9697-6**
				Sample Date	**10/16/1996**
				Depth	**0 - 2 cm**
	SMS_Marine_SCO_SCUMII	**SMS_Marine_CSL_SCUMII**	**AET_Marine_SCO_SCUMII**	**AET_Marine_CSL_SCUMII**	
Dinitro-o-cresol (4,6-Dinitro-2-methylphenol)					80.1 U
Di-n-octyl phthalate			6200	6200	24.2 U
Fluoranthene			1700	2500	--
Fluorene			540	540	--
Hexachlorobenzene			22	70	1.04 UJ
Hexachlorobutadiene (Hexachloro-1,3-butadiene)			11	120	--
Hexachlorocyclopentadiene					40.8 U
Hexachloroethane					40.8 U
Indeno(1,2,3-c,d)pyrene			600	690	--
Isophorone					40.8 U
Naphthalene			2100	2100	--
Nitrobenzene					40.8 U
n-Nitrosodimethylamine					166 U
n-Nitrosodi-n-propylamine					40.8 U
n-Nitrosodiphenylamine			28	40	40.8 U
Pentachlorophenol	360	690	360	690	**R**
Phenanthrene			1500	1500	--
Phenol	420	1200	420	1200	166 U
Pyrene			2600	3300	--
Total Benzofluoranthenes (lab reported total)			3200	3600	--
Total cPAH TEQ (7 minimum CAEPA 2005) (U = 0)					--
Total HPAH (SMS) (U = 0)			12000	17000	--
Total LPAH (SMS) (U = 0)			5200	5200	--
Polycyclic Aromatic Hydrocarbons (mg/kg-OC)					
2-Methylnaphthalene	38	64			20 U
Acenaphthene	16	57			5.2 U
Acenaphthylene	66	66			7.6 U
Anthracene	220	1200			7.6 UJ
Benzo(a)anthracene	110	270			**26 J**
Benzo(a)pyrene	99	210			**55 J**
Benzo(b)fluoranthene					**90 J**
Benzo(g,h,i)perylene	31	78			**36 J**
Benzo(k)fluoranthene					**31**
Chrysene	110	460			**71**
Dibenzo(a,h)anthracene	12	33			20 U
Dibenzofuran	15	58			13 U
Fluoranthene	160	1200			**180 J**
Fluorene	23	79			7.6 UJ
Indeno(1,2,3-c,d)pyrene	34	88			**39 J**
Naphthalene	99	170			20 UJ
Phenanthrene	100	480			**130 J**
Pyrene	1000	1400			**150 J**
Total Benzofluoranthenes (b,j,k) (U = 0)	230	450			**120 J**

Table C-4
Sediment Data for 53rd Ave. SW PS Overflow

					Distance to CSO (ft)
					Location ID
					Area
					CSO
					Task
					Sample ID
					Sample Date
					Depth
	SMS_Marine_SCO_SCUMII	**SMS_Marine_CSL_SCUMII**	**AET_Marine_SCO_SCUMII**	**AET_Marine_CSL_SCUMII**	
Total cPAH TEQ (7 minimum CAEPA 2005) (U = 0)					**74 J**
Total HPAH (SMS) (U = 0)	960	5300			**680 J**
Total LPAH (SMS) (U = 0)	370	780			**130 J**
Polycyclic Aromatic Hydrocarbons (µg/kg)					
1-Methylphenanthrene					--
2-Methylnaphthalene			670	670	65 U
2-Methylphenanthrene					--
Acenaphthene			500	500	16.6 U
Acenaphthylene			1300	1300	24.2 U
Anthracene			960	960	24.2 UJ
Benzo(a)anthracene			1300	1600	**83.7 J**
Benzo(a)pyrene			1600	1600	**175 J**
Benzo(b)fluoranthene					**287 J**
Benzo(g,h,i)perylene			670	720	**116 J**
Benzo(k)fluoranthene					**98.2**
Carbazole					40.8 U
Chrysene			1400	2800	**228**
Dibenzo(a,h)anthracene			230	230	65 U
Dibenzofuran			540	540	40.8 U
Fluoranthene			1700	2500	**573 J**
Fluorene			540	540	24.2 UJ
Indeno(1,2,3-c,d)pyrene			600	690	**125 J**
Naphthalene			2100	2100	65 UJ
Phenanthrene			1500	1500	**414 J**
Pyrene			2600	3300	**485 J**
Retene					--
Total Benzofluoranthenes (b,j,k) (U = 0)			3200	3600	**385 J**
Total cPAH TEQ (7 minimum CAEPA 2005) (U = 0)					**240 J**
Total HPAH (SMS) (U = 0)			12000	17000	**2200 J**
Total LPAH (SMS) (U = 0)			5200	5200	**410 J**
Pesticides (µg/kg)					
4,4'-DDD (p,p'-DDD)					1.96 UJ
4,4'-DDE (p,p'-DDE)					1.96 U
4,4'-DDT (p,p'-DDT)					1.96 UJ
Aldrin					1.96 U
Chlordane					10.1 U
Dieldrin					1.96 U
Endosulfan					1.96 U
Endosulfan sulfate					1.96 U
Endrin					1.96 UJ
Endrin aldehyde					**R**
Heptachlor					1.96 U
Heptachlor epoxide					1.96 U

Table C-4
Sediment Data for 53rd Ave. SW PS Overflow

				Distance to CSO (ft)	**854**
				Location ID	**53ACSO96DH1000S**
				Area	**CentralBasinPugetSnd**
				CSO	**53rd Ave. SW**
				Task	**53ACSO96**
				Sample ID	**L9697-6**
				Sample Date	**10/16/1996**
				Depth	**0 - 2 cm**
	SMS_Marine_SCO_SCUMII	**SMS_Marine_CSL_SCUMII**	**AET_Marine_SCO_SCUMII**	**AET_Marine_CSL_SCUMII**	
Hexachlorocyclohexane (BHC), alpha-					1.96 U
Hexachlorocyclohexane (BHC), beta-					1.96 U
Hexachlorocyclohexane (BHC), delta-					1.96 U
Hexachlorocyclohexane (BHC), gamma- (Lindane)					1.96 UJ
Methoxychlor					10.1 UJ
Total 2,4' and 4,4'-DDD,-DDE,-DDT (reported, not calculated)					--
Toxaphene					19.6 U
PCB Aroclors (mg/kg-OC)					
Total PCB Aroclors (SMS Marine 2013) (U = 0)	12	65			**260**
PCB Aroclors (µg/kg)					
Aroclor 1016					19.6 U
Aroclor 1221					19.6 U
Aroclor 1232					19.6 U
Aroclor 1242					19.6 U
Aroclor 1248					19.6 U
Aroclor 1254					**844**
Aroclor 1260					19.6 U
Total PCB Aroclors (SMS Marine 2013) (U = 0)			130	1000	**844**
Total Petroleum Hydrocarbons (mg/kg)					
Oil and grease					**1740**

Notes:

TOC in range (0.5% - 3.5%)

Detected concentration is greater than SMS_Marine_SCO_SCUMII screening level

Detected concentration is greater than SMS_Marine_CSL_SCUMII screening level

TOC out of range

Detected concentration is greater than AET_Marine_SCO_SCUMII screening level

Detected concentration is greater than AET_Marine_CSL_SCUMII screening level

Bold = Detected result

J = Estimated value

U = Compound analyzed, but not detected above detection limit

UJ = Compound analyzed, but not detected above estimated detection limit

R = Rejected

Table C-5
Sediment Data for Alki Outfall

					Distance to CSO (ft)	0	0	138	138
					Location ID	ALKI01AL143P	ALKI99AL143P	ALKI01AL172N	ALKI99AL172N
					Area	CentralBasinPugetSnd	CentralBasinPugetSnd	CentralBasinPugetSnd	CentralBasinPugetSnd
					CSO	Alki	Alki	Alki	Alki
					Task	ALKI01	ALKI99	ALKI01	ALKI99
					Sample ID	L22294-3	L16642-3	L22294-2	L16642-2
					Sample Date	10/25/2001	10/19/1999	10/25/2001	10/19/1999
					Depth	0 - 2 cm		0 - 2 cm	
	SMS_Marine_SCO_SCUMII	SMS_Marine_CSL_SCUMII	AET_Marine_SCO_SCUMII	AET_Marine_CSL_SCUMII					
Conventional Parameters (mg/kg)									
Ammonia						--	**2.98**	--	**5.97**
Ammonia as nitrogen						**1.85**	--	**2.92**	--
Sulfide						1.4 U	6.7 U	1.5 U	6.4 U
Conventional Parameters (pct)									
Total organic carbon						**0.246**	**0.251**	**0.263**	**0.238**
Total solids						**73.9**	**74.1**	**65.5**	**78.5**
Total volatile solids						**1.1**	**1.44**	**1.03**	**1.62**
Grain Size (pct)									
Gravel						**8.9 J**	**3.5**	**1.7 J**	**3**
Sand						**87.6**	**90.5**	**94.3**	**88.7**
Silt						**2.1**	**2.2**	**2.3**	**4.5**
Clay						**1.4 J**	**4.4**	**1.6 J**	**3.6**
Metals (mg/kg)									
Aluminum						**7600 J**	--	**7800 J**	--
Antimony						2 UJ	2 UJ	2.3 UJ	1.9 UJ
Arsenic	57	93	57	93		3.4 U	3.4 U	3.7 U	3.1 U
Barium						--	--	--	--
Beryllium						**0.203**	**0.216**	**0.183**	**0.178**
Cadmium	5.1	6.7	5.1	6.7		0.2 U	0.2 U	0.23 U	0.19 U
Calcium						--	--	--	--
Chromium	260	270	260	270		**20.4**	**25**	**27.2**	**22.9**
Copper	390	390	390	390		**7.09**	**7.54**	**8.24**	**7.32**
Iron						**14300**	**14000**	**14500**	**12700**
Lead	450	530	450	530		**7.71**	**8.37**	**5.8**	**6.24**
Magnesium						--	**5440**	--	**5490**
Manganese						**330**	**309**	**354**	**312**
Mercury	0.41	0.59	0.41	0.59		**0.0392**	**0.0297**	**0.0382**	0.024 U
Molybdenum						--	1.3 U	--	1.2 U
Nickel						**22.5**	**23.1**	**30.2**	**24.7**
Potassium						--	**1510**	--	**1090**
Selenium						3.4 U	3.4 U	3.7 U	3.1 U
Silver	6.1	6.1	6.1	6.1		0.27 U	0.27 U	0.29 U	0.25 U
Sodium						--	--	--	--

Table C-5
Sediment Data for Alki Outfall

					Distance to CSO (ft)	**0**	**0**	**138**	**138**
					Location ID	**ALKI01AL143P**	**ALKI99AL143P**	**ALKI01AL172N**	**ALKI99AL172N**
					Area	**CentralBasinPugetSnd**	**CentralBasinPugetSnd**	**CentralBasinPugetSnd**	**CentralBasinPugetSnd**
					CSO	**Alki**	**Alki**	**Alki**	**Alki**
					Task	**ALKI01**	**ALKI99**	**ALKI01**	**ALKI99**
					Sample ID	**L22294-3**	**L16642-3**	**L22294-2**	**L16642-2**
					Sample Date	**10/25/2001**	**10/19/1999**	**10/25/2001**	**10/19/1999**
					Depth	**0 - 2 cm**		**0 - 2 cm**	
	SMS_Marine_SCO_SCUMII	**SMS_Marine_CSL_SCUMII**	**AET_Marine_SCO_SCUMII**	**AET_Marine_CSL_SCUMII**				
Thallium					13 U	13 U	15 U	12 U
Zinc	410	960	410	960	**33.2**	**31**	**33**	**27.3**
Organometallic Compounds (µg/kg)								
Butyltin (n-Butyltin)					**2.8**	**3.4**	**3.5**	**3.1**
Dibutyltin					**0.47**	0.47 UJ	**0.53**	0.45 UJ
Tetrabutyltin					0.54 U	0.54 U	0.61 U	0.51 U
Total Butyltin (Reported, not calculated)					--	--	--	--
Tributyltin					0.28 UJ	0.28 UJ	0.32 UJ	0.27 UJ
Volatile Organics (mg/kg-OC)								
Hexachlorobutadiene (Hexachloro-1,3-butadiene)	3.9	6.2			--	14 UJ	--	14 UJ
Volatile Organics (µg/kg)								
Ethylbenzene					--	--	--	--
Hexachlorobutadiene (Hexachloro-1,3-butadiene)			11	120	--	36 UJ	--	34 UJ
Tetrachloroethene (PCE)					--	--	--	--
Semivolatile Organics (mg/kg-OC)								
1,2,4-Trichlorobenzene	0.81	1.8			0.14 UJ	0.37 UJ	0.2 UJ	0.37 UJ
1,2-Dichlorobenzene	2.3	2.3			0.14 UJ	0.37 UJ	0.2 UJ	0.37 UJ
1,4-Dichlorobenzene	3.1	9			0.073 UJ	0.37 UJ	0.08 UJ	0.37 UJ
2-Methylnaphthalene	38	64			7.7 U	--	8 U	--
Acenaphthene	16	57			3.9 U	--	4.2 U	--
Acenaphthylene	66	66			8 U	--	8.7 U	--
Anthracene	220	1200			2.2 UJ	--	**5.7 J**	--
Benzo(a)anthracene	110	270			**2.54**	--	**4.3**	--
Benzo(a)pyrene	99	210			**4.9**	--	**7.2**	--
Benzo(b)fluoranthene					**1.76**	--	**2.73**	--
Benzo(g,h,i)perylene	31	78			4.5 U	--	4.6 U	--
Benzo(k)fluoranthene					**1.9**	--	**2.9**	--
bis(2-Ethylhexyl)phthalate	47	78			**7.7**	8.8 U	**6.8**	**9.2**
Butylbenzyl phthalate	4.9	64			3.3 U	8.8 U	**4.75**	8 U
Chrysene	110	460			**2.31**	--	**3.71**	--
Dibenzo(a,h)anthracene	12	33			**3.9**	--	**4.2**	--
Dibenzofuran	15	58			7.7 U	--	8 U	--

Table C-5
Sediment Data for Alki Outfall

				Distance to CSO (ft)	0	0	138	138
				Location ID	ALKI01AL143P	ALKI99AL143P	ALKI01AL172N	ALKI99AL172N
				Area	CentralBasinPugetSnd	CentralBasinPugetSnd	CentralBasinPugetSnd	CentralBasinPugetSnd
				CSO	Alki	Alki	Alki	Alki
				Task	ALKI01	ALKI99	ALKI01	ALKI99
				Sample ID	L22294-3	L16642-3	L22294-2	L16642-2
				Sample Date	10/25/2001	10/19/1999	10/25/2001	10/19/1999
				Depth	0 - 2 cm		0 - 2 cm	
	SMS_Marine_SCO_SCUMII	SMS_Marine_CSL_SCUMII	AET_Marine_SCO_SCUMII	AET_Marine_CSL_SCUMII				
Diethyl phthalate	61	110			3.3 U	14 U	3.5 U	14 U
Dimethyl phthalate	53	53			6.1 U	6 U	6.5 U	5.9 U
Di-n-butyl phthalate	220	1700			**5.7**	14 U	**7.2**	14 U
Di-n-octyl phthalate	58	4500			4.5 U	8.8 U	4.6 U	8 U
Fluoranthene	160	1200			4.5 UJ	--	**8 J**	--
Fluorene	23	79			7.3 U	--	8 U	--
Hexachlorobenzene	0.38	2.3			0.36 U	0.37 UJ	0.4 U	0.37 UJ
Hexachlorobutadiene (Hexachloro-1,3-butadiene)	3.9	6.2			0.4 UJ	--	0.42 UJ	--
Indeno(1,2,3-c,d)pyrene	34	88			4.9 UJ	--	5.3 UJ	--
Naphthalene	99	170			7.7 UJ	--	8 UJ	--
n-Nitrosodiphenylamine	11	11			11 U	14 U	12 U	14 U
Phenanthrene	100	480			2.2 U	--	**7.72**	--
Pyrene	1000	1400			**7.3 J**	--	**10 J**	--
Total Benzofluoranthenes (b,j,k) (U = 0)	230	450			**3.6**	--	**5.6**	--
Total cPAH TEQ (7 minimum CAEPA 2005) (U = 0)					**5.9 J**	--	**8.7 J**	--
Total HPAH (SMS) (U = 0)	960	5300			**25 J**	--	**40 J**	--
Total LPAH (SMS) (U = 0)	370	780			8 UJ	--	**10 J**	--
Semivolatile Organics (µg/kg)								
1,2,4-Trichlorobenzene			31	51	0.35 UJ	0.93 UJ	0.4 UJ	0.88 UJ
1,2-Dichlorobenzene			35	50	0.35 UJ	0.93 UJ	0.4 UJ	0.88 UJ
1,2-Diphenylhydrazine					14 U	72 U	15 U	68 U
1,3-Dichlorobenzene					0.35 UJ	0.93 UJ	0.4 UJ	0.88 UJ
1,4-Dichlorobenzene			110	110	0.18 UJ	0.93 UJ	0.2 UJ	0.88 UJ
2,2'-Oxybis (1-chloropropane)					20 U	72 UJ	23 U	68 UJ
2,4,5-Trichlorophenol					16 U	150 U	18 U	140 U
2,4,6-Trichlorophenol					18 U	150 U	20 U	140 U
2,4-Dichlorophenol					22 U	36 UJ	24 U	34 UJ
2,4-Dimethylphenol	29	29	29	29	9.5 U	36 UJ	11 U	34 UJ
2,4-Dinitrophenol					--	72 UJ	--	68 UJ
2,4-Dinitrotoluene					4.1 U	15 U	4.6 U	14 U
2,6-Dinitrotoluene					14 U	15 U	15 U	14 U
2-Chloronaphthalene					22 U	22 UJ	24 U	20 UJ

Table C-5
Sediment Data for Alki Outfall

					Distance to CSO (ft)	**0**	**0**	**138**	**138**
					Location ID	**ALKI01AL143P**	**ALKI99AL143P**	**ALKI01AL172N**	**ALKI99AL172N**
					Area	**CentralBasinPugetSnd**	**CentralBasinPugetSnd**	**CentralBasinPugetSnd**	**CentralBasinPugetSnd**
					CSO	**Alki**	**Alki**	**Alki**	**Alki**
					Task	**ALKI01**	**ALKI99**	**ALKI01**	**ALKI99**
					Sample ID	**L22294-3**	**L16642-3**	**L22294-2**	**L16642-2**
					Sample Date	**10/25/2001**	**10/19/1999**	**10/25/2001**	**10/19/1999**
					Depth	**0 - 2 cm**		**0 - 2 cm**	
	SMS_Marine_SCO_SCUMII	**SMS_Marine_CSL_SCUMII**	**AET_Marine_SCO_SCUMII**	**AET_Marine_CSL_SCUMII**				
2-Chlorophenol					11 UJ	72 UJ	12 UJ	68 UJ
2-Methylnaphthalene			670	670	19 U	--	21 U	--
2-Methylphenol (o-Cresol)	63	63	63	63	26 U	36 UJ	29 U	34 UJ
2-Nitroaniline					--	150 U	--	140 U
2-Nitrophenol					20 U	36 UJ	23 U	34 UJ
3,3'-Dichlorobenzidine					--	**-99999 R**	--	**-99999 R**
3-Nitroaniline					--	150 UJ	--	140 UJ
4-Bromophenyl-phenyl ether					12 U	15 U	14 U	14 U
4-Chloro-3-methylphenol					--	72 U	--	68 U
4-Chloroaniline					--	**-99999 R**	--	**-99999 R**
4-Chlorophenyl phenyl ether					18 U	22 U	20 U	20 U
4-Methylphenol (p-Cresol)	670	670	670	670	22 U	36 UJ	24 U	34 UJ
4-Nitroaniline					--	150 UJ	--	140 UJ
4-Nitrophenol					--	72 U	--	68 U
Acenaphthene			500	500	9.5 U	--	11 U	--
Acenaphthylene			1300	1300	20 U	--	23 U	--
Aniline					**-99999 R**	**-99999 R**	**-99999 R**	**-99999 R**
Anthracene			960	960	5.4 UJ	--	**15 J**	--
Benzidine					--	**-99999 R**	--	**-99999 R**
Benzo(a)anthracene			1300	1600	**6.24**	--	**11.3**	--
Benzo(a)pyrene			1600	1600	**12**	--	**19**	--
Benzo(b)fluoranthene					**4.33**	--	**7.18**	--
Benzo(g,h,i)perylene			670	720	11 U	--	12 U	--
Benzo(k)fluoranthene					**4.6**	--	**7.5**	--
Benzoic acid	650	650	650	650	**200 J**	150 UJ	**230 J**	140 UJ
Benzyl alcohol	57	73	57	73	8.1 UJ	36 UJ	9.2 UJ	34 UJ
bis(2-Chloroethoxy)methane					23 U	36 UJ	26 U	34 UJ
bis(2-Chloroethyl)ether					20 UJ	22 UJ	23 UJ	20 UJ
bis(2-Ethylhexyl)phthalate			1300	3100	**19**	22 U	**18**	**22**
Butylbenzyl phthalate			63	900	8.1 U	22 U	**12.5**	20 U
Carbazole					9.5 U	--	11 U	--
Chrysene			1400	2800	**5.68**	--	**9.77**	--

Table C-5
Sediment Data for Alki Outfall

					Distance to CSO (ft)	**0**	**0**	**138**	**138**
					Location ID	**ALKI01AL143P**	**ALKI99AL143P**	**ALKI01AL172N**	**ALKI99AL172N**
					Area	**CentralBasinPugetSnd**	**CentralBasinPugetSnd**	**CentralBasinPugetSnd**	**CentralBasinPugetSnd**
					CSO	**Alki**	**Alki**	**Alki**	**Alki**
					Task	**ALKI01**	**ALKI99**	**ALKI01**	**ALKI99**
					Sample ID	**L22294-3**	**L16642-3**	**L22294-2**	**L16642-2**
					Sample Date	**10/25/2001**	**10/19/1999**	**10/25/2001**	**10/19/1999**
					Depth	**0 - 2 cm**		**0 - 2 cm**	
	SMS_Marine_SCO_SCUMII	**SMS_Marine_CSL_SCUMII**	**AET_Marine_SCO_SCUMII**	**AET_Marine_CSL_SCUMII**				
Coprostanol (Cholestan-3-ol (3B, 5B))					19 U	360 U	21 U	340 U
Dibenzo(a,h)anthracene			230	230	**9.5**	--	**11**	--
Dibenzofuran			540	540	19 U	--	21 U	--
Diethyl phthalate			200	1200	8.1 U	36 U	9.2 U	34 U
Dimethyl phthalate			71	160	15 U	15 U	17 U	14 U
Di-n-butyl phthalate			1400	1400	**14**	36 U	**19**	34 U
Dinitro-o-cresol (4,6-Dinitro-2-methylphenol)					--	72 UJ	--	68 UJ
Di-n-octyl phthalate			6200	6200	11 U	22 U	12 U	20 U
Fluoranthene			1700	2500	11 UJ	--	**20 J**	--
Fluorene			540	540	18 U	--	20 U	--
Hexachlorobenzene			22	70	0.89 U	0.93 UJ	1 U	0.88 UJ
Hexachlorobutadiene (Hexachloro-1,3-butadiene)			11	120	1 UJ	--	1.1 UJ	--
Hexachlorocyclopentadiene					--	36 UJ	--	34 UJ
Hexachloroethane					20 UJ	36 UJ	23 UJ	34 UJ
Indeno(1,2,3-c,d)pyrene			600	690	12 UJ	--	14 UJ	--
Isophorone					26 U	36 UJ	29 U	34 UJ
Naphthalene			2100	2100	19 UJ	--	21 UJ	--
Nitrobenzene					22 UJ	36 UJ	24 UJ	34 UJ
n-Nitrosodimethylamine					**-99999 R**	150 UJ	**-99999 R**	140 UJ
n-Nitrosodi-n-propylamine					12 U	36 UJ	14 U	34 UJ
n-Nitrosodiphenylamine			28	40	27 U	36 U	31 U	34 U
Pentachlorophenol	360	690	360	690	6.8 U	36 U	7.6 U	34 U
Phenanthrene			1500	1500	5.4 U	--	**20.3**	--
Phenol	420	1200	420	1200	12 U	150 UJ	14 U	140 UJ
Pyrene			2600	3300	**18 J**	--	**30 J**	--
Total Benzofluoranthenes (b,j,k) (U = 0)			3200	3600	**8.9**	--	**15**	--
Total cPAH TEQ (7 minimum CAEPA 2005) (U = 0)					**15 J**	--	**23 J**	--
Total HPAH (SMS) (U = 0)			12000	17000	**60 J**	--	**120 J**	--
Total LPAH (SMS) (U = 0)			5200	5200	20 UJ	--	**35 J**	--
Polycyclic Aromatic Hydrocarbons (mg/kg-OC)								
2-Methylnaphthalene	38	64			--	23 UJ	--	23 UJ
Acenaphthene	16	57			--	6 UJ	--	5.9 UJ

Table C-5
Sediment Data for Alki Outfall

				Distance to CSO (ft)	0	0	138	138
				Location ID	ALKI01AL143P	ALKI99AL143P	ALKI01AL172N	ALKI99AL172N
				Area	CentralBasinPugetSnd	CentralBasinPugetSnd	CentralBasinPugetSnd	CentralBasinPugetSnd
				CSO	Alki	Alki	Alki	Alki
				Task	ALKI01	ALKI99	ALKI01	ALKI99
				Sample ID	L22294-3	L16642-3	L22294-2	L16642-2
				Sample Date	10/25/2001	10/19/1999	10/25/2001	10/19/1999
				Depth	0 - 2 cm		0 - 2 cm	
	SMS_Marine_SCO_SCUMII	SMS_Marine_CSL_SCUMII	AET_Marine_SCO_SCUMII	AET_Marine_CSL_SCUMII				
Acenaphthylene	66	66			--	8.8 UJ	--	8 UJ
Anthracene	220	1200			--	8.8 UJ	--	8 UJ
Benzo(a)anthracene	110	270			--	8.8 UJ	--	8 UJ
Benzo(a)pyrene	99	210			--	14 UJ	--	14 UJ
Benzo(b)fluoranthene					--	23 U	--	23 U
Benzo(g,h,i)perylene	31	78			--	14 UJ	--	14 UJ
Benzo(k)fluoranthene					--	23 UJ	--	23 UJ
Chrysene	110	460			--	8.8 UJ	--	8 UJ
Dibenzo(a,h)anthracene	12	33			--	23 UJ	--	23 UJ
Dibenzofuran	15	58			--	14 UJ	--	14 UJ
Fluoranthene	160	1200			--	8.8 UJ	--	8 UJ
Fluorene	23	79			--	8.8 U	--	8 U
Indeno(1,2,3-c,d)pyrene	34	88			--	14 UJ	--	14 UJ
Naphthalene	99	170			--	23 UJ	--	23 UJ
Phenanthrene	100	480			--	8.8 UJ	--	8 UJ
Pyrene	1000	1400			--	8.8 U	--	8 U
Total Benzofluoranthenes (b,j,k) (U = 0)	230	450			--	23 UJ	--	23 UJ
Total cPAH TEQ (7 minimum CAEPA 2005) (U = 0)					--	14 UJ	--	10 UJ
Total HPAH (SMS) (U = 0)	960	5300			--	23 UJ	--	20 UJ
Total LPAH (SMS) (U = 0)	370	780			--	23 UJ	--	20 UJ
Polycyclic Aromatic Hydrocarbons (µg/kg)								
2-Methylnaphthalene			670	670	--	58 UJ	--	55 UJ
Acenaphthene			500	500	--	15 UJ	--	14 UJ
Acenaphthylene			1300	1300	--	22 UJ	--	20 UJ
Anthracene			960	960	--	22 UJ	--	20 UJ
Benzo(a)anthracene			1300	1600	--	22 UJ	--	20 UJ
Benzo(a)pyrene			1600	1600	--	36 UJ	--	34 UJ
Benzo(b)fluoranthene					--	58 U	--	55 U
Benzo(g,h,i)perylene			670	720	--	36 UJ	--	34 UJ
Benzo(k)fluoranthene					--	58 UJ	--	55 UJ
Carbazole					--	36 U	--	34 U
Chrysene			1400	2800	--	22 UJ	--	20 UJ

Table C-5
Sediment Data for Alki Outfall

					Distance to CSO (ft)	0	0	138	138
					Location ID	ALKI01AL143P	ALKI99AL143P	ALKI01AL172N	ALKI99AL172N
					Area	CentralBasinPugetSnd	CentralBasinPugetSnd	CentralBasinPugetSnd	CentralBasinPugetSnd
					CSO	Alki	Alki	Alki	Alki
					Task	ALKI01	ALKI99	ALKI01	ALKI99
					Sample ID	L22294-3	L16642-3	L22294-2	L16642-2
					Sample Date	10/25/2001	10/19/1999	10/25/2001	10/19/1999
					Depth	0 - 2 cm		0 - 2 cm	
	SMS_Marine_SCO_SCUMII	SMS_Marine_CSL_SCUMII	AET_Marine_SCO_SCUMII	AET_Marine_CSL_SCUMII					
Dibenzo(a,h)anthracene			230	230	--	58 UJ	--	55 UJ
Dibenzofuran			540	540	--	36 UJ	--	34 UJ
Fluoranthene			1700	2500	--	22 UJ	--	20 UJ
Fluorene			540	540	--	22 U	--	20 U
Indeno(1,2,3-c,d)pyrene			600	690	--	36 UJ	--	34 UJ
Naphthalene			2100	2100	--	58 UJ	--	55 UJ
Phenanthrene			1500	1500	--	22 UJ	--	20 UJ
Pyrene			2600	3300	--	22 U	--	20 U
Total Benzofluoranthenes (b,j,k) (U = 0)			3200	3600	--	58 UJ	--	55 UJ
Total cPAH TEQ (7 minimum CAEPA 2005) (U = 0)					--	36 UJ	--	34 UJ
Total HPAH (SMS) (U = 0)			12000	17000	--	58 UJ	--	55 UJ
Total LPAH (SMS) (U = 0)			5200	5200	--	58 UJ	--	55 UJ
Pesticides (µg/kg)								
4,4'-DDD (p,p'-DDD)					1.4 U	1.8 U	1.5 U	1.7 U
4,4'-DDE (p,p'-DDE)					1.4 U	1.8 U	1.5 U	1.7 U
4,4'-DDT (p,p'-DDT)					1.4 U	1.8 UJ	1.5 U	1.7 UJ
Aldrin					1.4 U	1.8 UJ	1.5 U	1.7 UJ
Chlordane					0.68 U	9 U	0.76 U	8.5 U
Dieldrin					1.4 U	1.8 U	1.5 U	1.7 U
Endosulfan					1.4 U	1.8 U	1.5 U	1.7 U
Endosulfan sulfate					1.4 U	1.8 U	1.5 U	1.7 U
Endrin					1.4 U	1.8 U	1.5 U	1.7 U
Endrin aldehyde					2.7 UJ	1.8 UJ	3.1 UJ	1.7 UJ
Heptachlor					0.68 U	1.8 U	0.76 U	1.7 U
Heptachlor epoxide					0.68 U	1.8 U	0.76 U	1.7 U
Hexachlorocyclohexane (BHC), alpha-					0.68 U	1.8 UJ	0.76 U	1.7 UJ
Hexachlorocyclohexane (BHC), beta-					0.68 U	1.8 U	0.76 U	1.7 U
Hexachlorocyclohexane (BHC), delta-					0.68 U	1.8 U	0.76 U	1.7 U
Hexachlorocyclohexane (BHC), gamma- (Lindane)					0.68 U	1.8 U	0.76 U	1.7 U
Methoxychlor					6.8 U	9 U	7.6 U	8.5 U
Total 2,4' and 4,4'-DDD,-DDE,-DDT (reported, not calculated)					--	--	--	--
Toxaphene					14 U	18 U	15 U	17 U

Table C-5
Sediment Data for Alki Outfall

				Distance to CSO (ft)	0	0	138	138
				Location ID	ALKI01AL143P	ALKI99AL143P	ALKI01AL172N	ALKI99AL172N
				Area	CentralBasinPugetSnd	CentralBasinPugetSnd	CentralBasinPugetSnd	CentralBasinPugetSnd
				CSO	Alki	Alki	Alki	Alki
				Task	ALKI01	ALKI99	ALKI01	ALKI99
				Sample ID	L22294-3	L16642-3	L22294-2	L16642-2
				Sample Date	10/25/2001	10/19/1999	10/25/2001	10/19/1999
				Depth	0 - 2 cm		0 - 2 cm	
	SMS_Marine_SCO_SCUMII	SMS_Marine_CSL_SCUMII	AET_Marine_SCO_SCUMII	AET_Marine_CSL_SCUMII				
PCB Aroclors (mg/kg-OC)								
Total PCB Aroclors (SMS Marine 2013) (U = 0)	12	65			1.4 U	0.92 UJ	1 U	0.92 UJ
PCB Aroclors (µg/kg)								
Aroclor 1016					1.8 U	2.3 U	2 U	2.2 U
Aroclor 1221					3.4 U	2.3 U	3.8 U	2.2 U
Aroclor 1232					3.4 U	2.3 U	3.8 U	2.2 U
Aroclor 1242					1.8 U	2.3 U	2 U	2.2 U
Aroclor 1248					1.8 U	2.3 U	2 U	2.2 U
Aroclor 1254					1.8 U	2.3 UJ	2 U	2.2 UJ
Aroclor 1260					1.8 U	2.3 U	2 U	2.2 U
Total PCB (reported, not calculated)					--	--	--	--
Total PCB Aroclors (SMS Marine 2013) (U = 0)			130	1000	3.4 U	2.3 UJ	3.8 U	2.2 UJ
PCB Congeners (ng/kg)								
Total Petroleum Hydrocarbons (mg/kg)								
Oil and grease					**670**	130 U	**824**	130 U
Pharmaceuticals and Personal Care Products (µg/kg)								
Caffeine					8.1 U	7.2 U	9.2 U	6.8 U

Table C-5
Sediment Data for Alki Outfall

	143 ALKI01AL172S CentralBasinPugetSnd Alki ALKI01 L22294-4 10/25/2001 0 - 2 cm	143 ALKI99AL172S CentralBasinPugetSnd Alki ALKI99 L16642-4 10/20/1999	276 ALKI01AL343N CentralBasinPugetSnd Alki ALKI01 L22294-1 10/25/2001 0 - 2 cm	276 ALKI99AL343N CentralBasinPugetSnd Alki ALKI99 L16642-1 10/19/1999	280 ALKI01AL343S CentralBasinPugetSnd Alki ALKI01 L22294-5 10/25/2001 0 - 2 cm	280 ALKI99AL343S CentralBasinPugetSnd Alki ALKI99 L16642-5 10/20/1999	307 ALKI9497AL172S CentralBasinPugetSnd Alki ALKI9497 L12040-4 10/15/1997 0 - 2 cm
Conventional Parameters (mg/kg)							
Ammonia	--	**1.56**	--	**3.68**	--	**2.15**	**7.07 J**
Ammonia as nitrogen	**2.82**	--	**1.89**	--	**2.04**	--	--
Sulfide	**3.07**	6.9 U	1.2 U	6.8 U	1.4 U	6.7 U	**43.4**
Conventional Parameters (pct)							
Total organic carbon	**0.348**	**0.269**	**0.273**	**0.303**	**0.228**	**0.245**	**0.282**
Total solids	**71.6**	**72.4**	**86.3**	**73.6**	**74**	**74.3**	**73.8**
Total volatile solids	**1.28**	**1.49**	**0.899**	**1.36**	**1.01**	**1.4**	**1.17**
Grain Size (pct)							
Gravel	**20 J**	**4.3**	**0.9 J**	**1.9**	**2 J**	**0.7**	**0.28**
Sand	**68.4**	**88.9**	**94.8**	**93.1**	**86.6**	**93.3**	**95.6**
Silt	**9.8**	**4**	**2.7**	**1.3**	**10.4**	**3.2**	**1.66**
Clay	**1.6 J**	**3.5**	**1.5 J**	**4.3**	**0.9 J**	**2.7**	**3.14**
Metals (mg/kg)							
Aluminum	**7200 J**	--	**5500 J**	--	**6800 J**	--	**7700 J**
Antimony	2 UJ	2.1 UJ	1.7 UJ	2 UJ	1.9 UJ	2 UJ	2 UJ
Arsenic	3.4 U	3.5 U	2.9 U	3.4 U	3.2 U	3.4 U	**4.7**
Barium	--	--	--	--	--	--	**15.9**
Beryllium	**0.182**	**0.221**	**0.127**	**0.19**	**0.176**	**0.215**	**0.14**
Cadmium	0.2 U	0.21 U	0.17 U	0.2 U	0.19 U	0.2 U	0.2 U
Calcium	--	--	--	--	--	--	**6040**
Chromium	**23.5**	**21.4**	**16.5**	**21.3**	**21.6**	**23.4**	**22.9**
Copper	**7.56**	**7.76**	**5.4**	**6.6**	**6.28**	**6.54**	**6.76**
Iron	**13300**	**14000**	**9840**	**12400**	**13100**	**13600**	**13500**
Lead	**7.54**	**7.6**	**6.14**	**8.02**	**5.54**	**7.67**	**6.4**
Magnesium	--	**5680**	--	**5080**	--	**5180**	**5380**
Manganese	**250**	**307**	**253**	**319**	**264**	**312**	**295**
Mercury	**0.0391**	**0.0304**	**0.0869**	0.027 U	0.027 U	**0.0283**	0.026 U
Molybdenum	--	1.4 U	--	1.3 U	--	1.3 U	1.3 U
Nickel	**25**	**24.4**	**19.5**	**21.3**	**21.9**	**21.7**	**24.3**
Potassium	--	**1420**	--	**1180**	--	**1510**	**1330**
Selenium	3.4 U	3.5 U	2.9 U	3.4 U	3.2 U	3.4 U	3.3 U
Silver	0.27 U	0.28 U	0.23 U	0.27 U	0.26 U	0.27 U	0.27 U
Sodium	--	--	--	--	--	--	**3900 J**

Table C-5
Sediment Data for Alki Outfall

	143 ALKI01AL172S CentralBasinPugetSnd Alki ALKI01 L22294-4 10/25/2001 0 - 2 cm	143 ALKI99AL172S CentralBasinPugetSnd Alki ALKI99 L16642-4 10/20/1999	276 ALKI01AL343N CentralBasinPugetSnd Alki ALKI01 L22294-1 10/25/2001 0 - 2 cm	276 ALKI99AL343N CentralBasinPugetSnd Alki ALKI99 L16642-1 10/19/1999	280 ALKI01AL343S CentralBasinPugetSnd Alki ALKI01 L22294-5 10/25/2001 0 - 2 cm	280 ALKI99AL343S CentralBasinPugetSnd Alki ALKI99 L16642-5 10/20/1999	307 ALKI9497AL172S CentralBasinPugetSnd Alki ALKI9497 L12040-4 10/15/1997 0 - 2 cm
Thallium	13 U	14 U	12 U	13 U	13 U	13 U	13 U
Zinc	**30.6**	**31.8**	**23.6**	**27.4**	**28.9**	**29.1**	**27.6**
Organometallic Compounds (µg/kg)							
Butyltin (n-Butyltin)	**3.9**	**3**	**3**	**3.4**	**3**	**3.2**	2.3 U
Dibutyltin	**0.49**	0.48 UJ	**0.41**	0.48 UJ	**0.47**	0.47 UJ	0.47 U
Tetrabutyltin	0.56 U	0.55 U	0.46 U	0.54 U	0.54 U	0.54 U	0.54 U
Total Butyltin (Reported, not calculated)	--	--	--	--	--	--	--
Tributyltin	0.29 UJ	0.29 UJ	0.24 UJ	0.29 UJ	0.28 UJ	0.28 UJ	0.28 U
Volatile Organics (mg/kg-OC)							
Hexachlorobutadiene (Hexachloro-1,3-butadiene)	--	14 UJ	--	12 UJ	--	15 UJ	13 U
Volatile Organics (µg/kg)							
Ethylbenzene	--	--	--	--	--	--	--
Hexachlorobutadiene (Hexachloro-1,3-butadiene)	--	37 UJ	--	37 UJ	--	36 UJ	37 U
Tetrachloroethene (PCE)	--	--	--	--	--	--	--
Semivolatile Organics (mg/kg-OC)							
1,2,4-Trichlorobenzene	0.1 UJ	0.35 UJ	0.1 UJ	0.31 UJ	0.15 UJ	0.38 UJ	0.33 U
1,2-Dichlorobenzene	0.1 UJ	0.35 UJ	0.1 UJ	0.31 UJ	0.15 UJ	0.38 UJ	0.33 U
1,4-Dichlorobenzene	0.052 UJ	0.35 UJ	0.055 UJ	0.31 UJ	0.079 UJ	0.38 UJ	0.33 U
2-Methylnaphthalene	6 U	--	5.9 U	--	8.3 U	--	--
Acenaphthene	2.8 U	--	3 U	--	4.2 U	--	--
Acenaphthylene	6 U	--	6.2 U	--	9 U	--	--
Anthracene	1.6 UJ	--	1.7 UJ	--	2.4 UJ	--	--
Benzo(a)anthracene	**2.46**	--	**2.81**	--	**2.37**	--	--
Benzo(a)pyrene	**3.7**	--	**4.8**	--	**1.8**	--	--
Benzo(b)fluoranthene	**1.89**	--	**2.4**	--	1.8 U	--	--
Benzo(g,h,i)perylene	3.2 U	--	3.4 U	--	4.8 U	--	--
Benzo(k)fluoranthene	**1.7**	--	**2.6**	--	**1.8**	--	--
bis(2-Ethylhexyl)phthalate	**2.7**	8.2 U	**8.1**	7.3 UJ	**4**	9 U	7.8 U
Butylbenzyl phthalate	**3.33**	8.2 U	**3.23**	7.3 UJ	3.6 U	9 U	7.8 U
Chrysene	**2.29**	--	**2.59**	--	2.4 U	--	--
Dibenzo(a,h)anthracene	**2.8**	--	**3**	--	**4.2**	--	--
Dibenzofuran	6 U	--	5.9 U	--	8.3 U	--	--

Table C-5
Sediment Data for Alki Outfall

	143 ALKI01AL172S CentralBasinPugetSnd Alki ALKI01 L22294-4 10/25/2001 0 - 2 cm	143 ALKI99AL172S CentralBasinPugetSnd Alki ALKI99 L16642-4 10/20/1999	276 ALKI01AL343N CentralBasinPugetSnd Alki ALKI01 L22294-1 10/25/2001 0 - 2 cm	276 ALKI99AL343N CentralBasinPugetSnd Alki ALKI99 L16642-1 10/19/1999	280 ALKI01AL343S CentralBasinPugetSnd Alki ALKI01 L22294-5 10/25/2001 0 - 2 cm	280 ALKI99AL343S CentralBasinPugetSnd Alki ALKI99 L16642-5 10/20/1999	307 ALKI9497AL172S CentralBasinPugetSnd Alki ALKI9497 L12040-4 10/15/1997 0 - 2 cm
Diethyl phthalate	2.4 U	14 U	3 U	12 UJ	3.6 U	15 U	13 U
Dimethyl phthalate	4.3 U	5.6 U	4.8 U	5 UJ	6.6 U	6.1 U	5.3 U
Di-n-butyl phthalate	**4.6**	14 U	**5.5**	12 UJ	**6.1**	15 U	13 U
Di-n-octyl phthalate	3.2 U	8.2 U	3.4 U	7.3 UJ	4.8 U	9 U	7.8 U
Fluoranthene	3.2 UJ	--	**4 J**	--	4.8 UJ	--	--
Fluorene	5.2 U	--	5.5 U	--	7.9 U	--	--
Hexachlorobenzene	0.26 U	0.35 UJ	0.28 U	0.31 UJ	0.39 U	0.38 UJ	0.33 U
Hexachlorobutadiene (Hexachloro-1,3-butadiene)	0.3 UJ	--	0.32 UJ	--	0.4 UJ	--	--
Indeno(1,2,3-c,d)pyrene	3.7 UJ	--	4 UJ	--	5.3 UJ	--	--
Naphthalene	6 UJ	--	5.9 UJ	--	8.3 UJ	--	--
n-Nitrosodiphenylamine	8 U	14 U	8.4 U	12 UJ	12 U	15 U	13 U
Phenanthrene	**2.5**	--	1.7 U	--	**2.9**	--	--
Pyrene	**6 J**	--	**6.2 J**	--	**6.6 J**	--	--
Total Benzofluoranthenes (b,j,k) (U = 0)	**3.6**	--	**5**	--	**1.8**	--	--
Total cPAH TEQ (7 minimum CAEPA 2005) (U = 0)	**4.6 J**	--	**6 J**	--	**2.6 J**	--	--
Total HPAH (SMS) (U = 0)	**20 J**	--	**30 J**	--	**17 J**	--	--
Total LPAH (SMS) (U = 0)	**3 J**	--	6.2 UJ	--	**3 J**	--	--
Semivolatile Organics (µg/kg)							
1,2,4-Trichlorobenzene	0.36 UJ	0.95 UJ	0.3 UJ	0.94 UJ	0.35 UJ	0.93 UJ	0.93 U
1,2-Dichlorobenzene	0.36 UJ	0.95 UJ	0.3 UJ	0.94 UJ	0.35 UJ	0.93 UJ	0.93 U
1,2-Diphenylhydrazine	14 U	73 U	12 U	72 UJ	14 U	71 U	72 U
1,3-Dichlorobenzene	0.36 UJ	0.95 UJ	0.3 UJ	0.94 UJ	0.35 UJ	0.93 UJ	0.93 U
1,4-Dichlorobenzene	0.18 UJ	0.95 UJ	0.15 UJ	0.94 UJ	0.18 UJ	0.93 UJ	0.93 U
2,2'-Oxybis (1-chloropropane)	21 U	73 UJ	17 U	72 UJ	20 U	71 UJ	72 U
2,4,5-Trichlorophenol	17 U	150 U	14 U	150 UJ	16 U	150 U	150 U
2,4,6-Trichlorophenol	18 U	150 U	15 U	150 UJ	18 U	150 U	150 U
2,4-Dichlorophenol	22 U	37 UJ	19 U	37 UJ	22 U	36 UJ	37 U
2,4-Dimethylphenol	9.8 U	37 UJ	8.1 U	37 UJ	9.5 U	36 UJ	37 UJ
2,4-Dinitrophenol	--	73 UJ	--	72 UJ	--	71 UJ	72 UJ
2,4-Dinitrotoluene	4.2 U	15 U	3.5 U	15 UJ	4.1 U	15 U	15 U
2,6-Dinitrotoluene	14 U	15 U	12 U	15 UJ	14 U	15 U	15 U
2-Chloronaphthalene	22 U	22 UJ	19 U	22 UJ	22 U	22 UJ	22 U

Table C-5
Sediment Data for Alki Outfall

	143 ALKI01AL172S CentralBasinPugetSnd Alki ALKI01 L22294-4 10/25/2001 0 - 2 cm	143 ALKI99AL172S CentralBasinPugetSnd Alki ALKI99 L16642-4 10/20/1999	276 ALKI01AL343N CentralBasinPugetSnd Alki ALKI01 L22294-1 10/25/2001 0 - 2 cm	276 ALKI99AL343N CentralBasinPugetSnd Alki ALKI99 L16642-1 10/19/1999	280 ALKI01AL343S CentralBasinPugetSnd Alki ALKI01 L22294-5 10/25/2001 0 - 2 cm	280 ALKI99AL343S CentralBasinPugetSnd Alki ALKI99 L16642-5 10/20/1999	307 ALKI9497AL172S CentralBasinPugetSnd Alki ALKI9497 L12040-4 10/15/1997 0 - 2 cm
2-Chlorophenol	11 UJ	73 UJ	9.3 UJ	72 UJ	11 UJ	71 UJ	72 U
2-Methylnaphthalene	20 U	--	16 U	--	19 U	--	--
2-Methylphenol (o-Cresol)	27 U	37 UJ	22 U	37 UJ	26 U	36 UJ	37 U
2-Nitroaniline	--	150 U	--	150 UJ	--	150 U	150 U
2-Nitrophenol	21 U	37 UJ	17 U	37 UJ	20 U	36 UJ	37 U
3,3'-Dichlorobenzidine	--	**-99999 R**	--	**-99999 R**	--	**-99999 R**	37 UJ
3-Nitroaniline	--	150 UJ	--	150 UJ	--	150 UJ	150 U
4-Bromophenyl-phenyl ether	13 U	15 U	10 U	15 UJ	12 U	15 U	15 U
4-Chloro-3-methylphenol	--	73 U	--	72 UJ	--	71 U	72 U
4-Chloroaniline	--	**-99999 R**	--	**-99999 R**	--	**-99999 R**	72 UJ
4-Chlorophenyl phenyl ether	18 U	22 U	15 U	22 UJ	18 U	22 U	22 U
4-Methylphenol (p-Cresol)	22 U	37 UJ	19 U	37 UJ	22 U	36 UJ	37 U
4-Nitroaniline	--	150 UJ	--	150 UJ	--	150 UJ	150 U
4-Nitrophenol	--	73 U	--	72 UJ	--	71 U	72 U
Acenaphthene	9.8 U	--	8.1 U	--	9.5 U	--	--
Acenaphthylene	21 U	--	17 U	--	20 U	--	--
Aniline	**-99999 R**	**-99999 R**	**-99999 R**	**-99999 R**	**-99999 R**	**-99999 R**	72 UJ
Anthracene	5.6 UJ	--	4.6 UJ	--	5.4 UJ	--	--
Benzidine	--	**-99999 R**	--	**-99999 R**	--	**-99999 R**	**-99999 R**
Benzo(a)anthracene	**8.56**	--	**7.66**	--	**5.41**	--	--
Benzo(a)pyrene	**13**	--	**13**	--	**4.1**	--	--
Benzo(b)fluoranthene	**6.56**	--	**6.6**	--	4.1 U	--	--
Benzo(g,h,i)perylene	11 U	--	9.3 U	--	11 U	--	--
Benzo(k)fluoranthene	**5.9**	--	**7.1**	--	**4.1**	--	--
Benzoic acid	**220 J**	150 UJ	**200 J**	150 UJ	**220 J**	150 UJ	**-99999 R**
Benzyl alcohol	8.4 UJ	37 UJ	7 UJ	37 UJ	8.1 UJ	36 UJ	37 U
bis(2-Chloroethoxy)methane	24 U	37 UJ	20 U	37 UJ	23 U	36 UJ	37 U
bis(2-Chloroethyl)ether	21 UJ	22 UJ	17 UJ	22 UJ	20 UJ	22 UJ	22 U
bis(2-Ethylhexyl)phthalate	**9.4**	22 U	**22**	22 UJ	**9.1**	22 U	22 U
Butylbenzyl phthalate	**11.6**	22 U	**8.81**	22 UJ	8.1 U	22 U	22 U
Carbazole	9.8 U	--	8.1 U	--	9.5 U	--	--
Chrysene	**7.96**	--	**7.07**	--	5.4 U	--	--

Table C-5
Sediment Data for Alki Outfall

	143 ALKI01AL172S CentralBasinPugetSnd Alki ALKI01 L22294-4 10/25/2001 0 - 2 cm	143 ALKI99AL172S CentralBasinPugetSnd Alki ALKI99 L16642-4 10/20/1999	276 ALKI01AL343N CentralBasinPugetSnd Alki ALKI01 L22294-1 10/25/2001 0 - 2 cm	276 ALKI99AL343N CentralBasinPugetSnd Alki ALKI99 L16642-1 10/19/1999	280 ALKI01AL343S CentralBasinPugetSnd Alki ALKI01 L22294-5 10/25/2001 0 - 2 cm	280 ALKI99AL343S CentralBasinPugetSnd Alki ALKI99 L16642-5 10/20/1999	307 ALKI9497AL172S CentralBasinPugetSnd Alki ALKI9497 L12040-4 10/15/1997 0 - 2 cm
Coprostanol (Cholestan-3-ol (3B, 5B))	20 U	370 U	16 U	370 UJ	19 U	360 U	370 U
Dibenzo(a,h)anthracene	**9.8**	--	**8.1**	--	**9.5**	--	--
Dibenzofuran	20 U	--	16 U	--	19 U	--	--
Diethyl phthalate	8.4 U	37 U	7 U	37 UJ	8.1 U	36 U	37 U
Dimethyl phthalate	15 U	15 U	13 U	15 UJ	15 U	15 U	15 U
Di-n-butyl phthalate	**16**	37 U	**15**	37 UJ	**14**	36 U	37 U
Dinitro-o-cresol (4,6-Dinitro-2-methylphenol)	--	73 UJ	--	72 UJ	--	71 UJ	72 U
Di-n-octyl phthalate	11 U	22 U	9.3 U	22 UJ	11 U	22 U	22 U
Fluoranthene	11 UJ	--	**10 J**	--	11 UJ	--	--
Fluorene	18 U	--	15 U	--	18 U	--	--
Hexachlorobenzene	0.92 U	0.95 UJ	0.76 U	0.94 UJ	0.89 U	0.93 UJ	0.93 U
Hexachlorobutadiene (Hexachloro-1,3-butadiene)	1 UJ	--	0.87 UJ	--	1 UJ	--	--
Hexachlorocyclopentadiene	--	37 UJ	--	37 UJ	--	36 UJ	37 U
Hexachloroethane	21 UJ	37 UJ	17 UJ	37 UJ	20 UJ	36 UJ	37 U
Indeno(1,2,3-c,d)pyrene	13 UJ	--	10 UJ	--	12 UJ	--	--
Isophorone	27 U	37 UJ	22 U	37 UJ	26 U	36 UJ	37 U
Naphthalene	20 UJ	--	16 UJ	--	19 UJ	--	--
Nitrobenzene	22 UJ	37 UJ	19 UJ	37 UJ	22 UJ	36 UJ	37 U
n-Nitrosodimethylamine	**-99999 R**	150 UJ	**-99999 R**	150 UJ	**-99999 R**	150 UJ	150 U
n-Nitrosodi-n-propylamine	13 U	37 UJ	10 U	37 UJ	12 U	36 UJ	37 U
n-Nitrosodiphenylamine	28 U	37 U	23 U	37 UJ	27 U	36 U	37 U
Pentachlorophenol	7 U	37 U	5.8 U	37 UJ	6.8 U	36 U	37 U
Phenanthrene	**8.8**	--	4.6 U	--	**6.62**	--	--
Phenol	13 U	150 UJ	10 U	150 UJ	12 U	150 UJ	150 U
Pyrene	**20 J**	--	**17 J**	--	**15 J**	--	--
Total Benzofluoranthenes (b,j,k) (U = 0)	**12**	--	**14**	--	**4.1**	--	--
Total cPAH TEQ (7 minimum CAEPA 2005) (U = 0)	**16 J**	--	**16 J**	--	**6 J**	--	--
Total HPAH (SMS) (U = 0)	**72 J**	--	**77 J**	--	**38 J**	--	--
Total LPAH (SMS) (U = 0)	**8.8 J**	--	17 UJ	--	**6.6 J**	--	--
Polycyclic Aromatic Hydrocarbons (mg/kg-OC)							
2-Methylnaphthalene	--	22 UJ	--	19 UJ	--	24 UJ	21 U
Acenaphthene	--	5.6 UJ	--	5 UJ	--	6.1 UJ	5.3 U

Table C-5
Sediment Data for Alki Outfall

	143 ALKI01AL172S CentralBasinPugetSnd Alki ALKI01 L22294-4 10/25/2001 0 - 2 cm	143 ALKI99AL172S CentralBasinPugetSnd Alki ALKI99 L16642-4 10/20/1999	276 ALKI01AL343N CentralBasinPugetSnd Alki ALKI01 L22294-1 10/25/2001 0 - 2 cm	276 ALKI99AL343N CentralBasinPugetSnd Alki ALKI99 L16642-1 10/19/1999	280 ALKI01AL343S CentralBasinPugetSnd Alki ALKI01 L22294-5 10/25/2001 0 - 2 cm	280 ALKI99AL343S CentralBasinPugetSnd Alki ALKI99 L16642-5 10/20/1999	307 ALKI9497AL172S CentralBasinPugetSnd Alki ALKI9497 L12040-4 10/15/1997 0 - 2 cm
Acenaphthylene	--	8.2 UJ	--	7.3 UJ	--	9 UJ	7.8 U
Anthracene	--	8.2 UJ	--	7.3 UJ	--	9 UJ	7.8 UJ
Benzo(a)anthracene	--	8.2 UJ	--	7.3 UJ	--	9 UJ	7.8 UJ
Benzo(a)pyrene	--	14 UJ	--	12 UJ	--	15 UJ	13 UJ
Benzo(b)fluoranthene	--	22 U	--	19 UJ	--	24 U	21 UJ
Benzo(g,h,i)perylene	--	14 UJ	--	12 UJ	--	15 UJ	13 UJ
Benzo(k)fluoranthene	--	22 UJ	--	19 UJ	--	24 UJ	21 UJ
Chrysene	--	8.2 UJ	--	7.3 UJ	--	9 UJ	7.8 U
Dibenzo(a,h)anthracene	--	22 UJ	--	19 UJ	--	24 UJ	21 U
Dibenzofuran	--	14 UJ	--	12 UJ	--	15 UJ	13 U
Fluoranthene	--	8.2 UJ	--	7.3 UJ	--	9 UJ	7.8 UJ
Fluorene	--	8.2 U	--	7.3 UJ	--	9 U	7.8 UJ
Indeno(1,2,3-c,d)pyrene	--	14 UJ	--	12 UJ	--	15 UJ	13 UJ
Naphthalene	--	22 UJ	--	19 UJ	--	24 UJ	21 UJ
Phenanthrene	--	8.2 UJ	--	7.3 UJ	--	9 UJ	7.8 UJ
Pyrene	--	8.2 U	--	7.3 UJ	--	9 U	7.8 UJ
Total Benzofluoranthenes (b,j,k) (U = 0)	--	22 UJ	--	19 UJ	--	24 UJ	21 UJ
Total cPAH TEQ (7 minimum CAEPA 2005) (U = 0)	--	14 UJ	--	12 UJ	--	15 UJ	13 UJ
Total HPAH (SMS) (U = 0)	--	22 UJ	--	19 UJ	--	24 UJ	21 UJ
Total LPAH (SMS) (U = 0)	--	22 UJ	--	19 UJ	--	24 UJ	21 UJ
Polycyclic Aromatic Hydrocarbons (µg/kg)							
2-Methylnaphthalene	--	59 UJ	--	58 UJ	--	58 UJ	58 U
Acenaphthene	--	15 UJ	--	15 UJ	--	15 UJ	15 U
Acenaphthylene	--	22 UJ	--	22 UJ	--	22 UJ	22 U
Anthracene	--	22 UJ	--	22 UJ	--	22 UJ	22 UJ
Benzo(a)anthracene	--	22 UJ	--	22 UJ	--	22 UJ	22 UJ
Benzo(a)pyrene	--	37 UJ	--	37 UJ	--	36 UJ	37 UJ
Benzo(b)fluoranthene	--	59 U	--	58 UJ	--	58 U	58 UJ
Benzo(g,h,i)perylene	--	37 UJ	--	37 UJ	--	36 UJ	37 UJ
Benzo(k)fluoranthene	--	59 UJ	--	58 UJ	--	58 UJ	58 UJ
Carbazole	--	37 U	--	37 UJ	--	36 U	37 U
Chrysene	--	22 UJ	--	22 UJ	--	22 UJ	22 U

Table C-5
Sediment Data for Alki Outfall

	143 ALKI01AL172S CentralBasinPugetSnd Alki ALKI01 L22294-4 10/25/2001 0 - 2 cm	143 ALKI99AL172S CentralBasinPugetSnd Alki ALKI99 L16642-4 10/20/1999	276 ALKI01AL343N CentralBasinPugetSnd Alki ALKI01 L22294-1 10/25/2001 0 - 2 cm	276 ALKI99AL343N CentralBasinPugetSnd Alki ALKI99 L16642-1 10/19/1999	280 ALKI01AL343S CentralBasinPugetSnd Alki ALKI01 L22294-5 10/25/2001 0 - 2 cm	280 ALKI99AL343S CentralBasinPugetSnd Alki ALKI99 L16642-5 10/20/1999	307 ALKI9497AL172S CentralBasinPugetSnd Alki ALKI9497 L12040-4 10/15/1997 0 - 2 cm
Dibenzo(a,h)anthracene	--	59 UJ	--	58 UJ	--	58 UJ	58 U
Dibenzofuran	--	37 UJ	--	37 UJ	--	36 UJ	37 U
Fluoranthene	--	22 UJ	--	22 UJ	--	22 UJ	22 UJ
Fluorene	--	22 U	--	22 UJ	--	22 U	22 UJ
Indeno(1,2,3-c,d)pyrene	--	37 UJ	--	37 UJ	--	36 UJ	37 UJ
Naphthalene	--	59 UJ	--	58 UJ	--	58 UJ	58 UJ
Phenanthrene	--	22 UJ	--	22 UJ	--	22 UJ	22 UJ
Pyrene	--	22 U	--	22 UJ	--	22 U	22 UJ
Total Benzofluoranthenes (b,j,k) (U = 0)	--	59 UJ	--	58 UJ	--	58 UJ	58 UJ
Total cPAH TEQ (7 minimum CAEPA 2005) (U = 0)	--	37 UJ	--	37 UJ	--	36 UJ	37 UJ
Total HPAH (SMS) (U = 0)	--	59 UJ	--	58 UJ	--	58 UJ	58 UJ
Total LPAH (SMS) (U = 0)	--	59 UJ	--	58 UJ	--	58 UJ	58 UJ
Pesticides (µg/kg)							
4,4'-DDD (p,p'-DDD)	1.4 U	1.8 U	1.2 U	1.8 U	1.4 U	1.7 U	1.8 U
4,4'-DDE (p,p'-DDE)	1.4 U	1.8 U	1.2 U	1.8 U	1.4 U	1.7 U	1.8 UJ
4,4'-DDT (p,p'-DDT)	1.4 U	1.8 UJ	1.2 U	1.8 UJ	1.4 U	1.7 UJ	1.8 U
Aldrin	1.4 U	1.8 UJ	1.2 U	1.8 UJ	1.4 U	1.7 UJ	1.8 U
Chlordane	0.7 U	9.3 U	0.58 U	9.1 U	0.68 U	9 U	9.1 U
Dieldrin	1.4 U	1.8 U	1.2 U	1.8 U	1.4 U	1.7 U	1.8 U
Endosulfan	1.4 U	1.8 U	1.2 U	1.8 U	1.4 U	1.7 U	1.8 U
Endosulfan sulfate	1.4 U	1.8 U	1.2 U	1.8 U	1.4 U	1.7 U	1.8 U
Endrin	1.4 U	1.8 U	1.2 U	1.8 U	1.4 U	1.7 U	1.8 U
Endrin aldehyde	2.8 UJ	1.8 UJ	2.3 UJ	1.8 UJ	2.7 UJ	1.7 UJ	**-99999 R**
Heptachlor	0.7 U	1.8 U	0.58 U	1.8 U	0.68 U	1.7 U	1.8 U
Heptachlor epoxide	0.7 U	1.8 U	0.58 U	1.8 U	0.68 U	1.7 U	1.8 U
Hexachlorocyclohexane (BHC), alpha-	0.7 U	1.8 UJ	0.58 U	1.8 UJ	0.68 U	1.7 UJ	1.8 U
Hexachlorocyclohexane (BHC), beta-	0.7 U	1.8 U	0.58 U	1.8 U	0.68 U	1.7 U	1.8 U
Hexachlorocyclohexane (BHC), delta-	0.7 U	1.8 U	0.58 U	1.8 U	0.68 U	1.7 U	1.8 U
Hexachlorocyclohexane (BHC), gamma- (Lindane)	0.7 U	1.8 U	0.58 U	1.8 U	0.68 U	1.7 U	1.8 U
Methoxychlor	7 U	9.3 U	5.8 U	9.1 U	6.8 U	9 U	9.1 U
Total 2,4' and 4,4'-DDD,-DDE,-DDT (reported, not calculated)	--	--	--	--	--	--	--
Toxaphene	14 U	18 U	12 U	18 U	14 U	17 U	18 U

Table C-5
Sediment Data for Alki Outfall

	143 ALKI01AL172S CentralBasinPugetSnd Alki ALKI01 L22294-4 10/25/2001 0 - 2 cm	143 ALKI99AL172S CentralBasinPugetSnd Alki ALKI99 L16642-4 10/20/1999	276 ALKI01AL343N CentralBasinPugetSnd Alki ALKI01 L22294-1 10/25/2001 0 - 2 cm	276 ALKI99AL343N CentralBasinPugetSnd Alki ALKI99 L16642-1 10/19/1999	280 ALKI01AL343S CentralBasinPugetSnd Alki ALKI01 L22294-5 10/25/2001 0 - 2 cm	280 ALKI99AL343S CentralBasinPugetSnd Alki ALKI99 L16642-5 10/20/1999	307 ALKI9497AL172S CentralBasinPugetSnd Alki ALKI9497 L12040-4 10/15/1997 0 - 2 cm
PCB Aroclors (mg/kg-OC)							
Total PCB Aroclors (SMS Marine 2013) (U = 0)	1 U	0.86 UJ	1.1 U	0.76 UJ	1.5 U	0.94 UJ	6.4 UJ
PCB Aroclors (µg/kg)							
Aroclor 1016	1.8 U	2.3 U	1.5 U	2.3 U	1.8 U	2.3 U	18 U
Aroclor 1221	3.5 U	2.3 U	2.9 U	2.3 U	3.4 U	2.3 U	18 U
Aroclor 1232	3.5 U	2.3 U	2.9 U	2.3 U	3.4 U	2.3 U	18 U
Aroclor 1242	1.8 U	2.3 U	1.5 U	2.3 U	1.8 U	2.3 U	18 U
Aroclor 1248	1.8 U	2.3 U	1.5 U	2.3 U	1.8 U	2.3 U	18 U
Aroclor 1254	1.8 U	2.3 UJ	1.5 U	2.3 UJ	1.8 U	2.3 UJ	18 UJ
Aroclor 1260	1.8 U	2.3 U	1.5 U	2.3 U	1.8 U	2.3 U	18 U
Total PCB (reported, not calculated)	--	--	--	--	--	--	--
Total PCB Aroclors (SMS Marine 2013) (U = 0)	3.5 U	2.3 UJ	2.9 U	2.3 UJ	3.4 U	2.3 UJ	18 UJ
PCB Congeners (ng/kg)							
Total Petroleum Hydrocarbons (mg/kg)							
Oil and grease	**743**	140 U	**593**	140 U	**742**	130 U	**352**
Pharmaceuticals and Personal Care Products (µg/kg)							
Caffeine	8.4 U	7.3 U	7 U	7.2 UJ	8.1 U	7.1 U	--

Table C-5
Sediment Data for Alki Outfall

	307 ALKI9497AL172S CentralBasinPugetSnd Alki ALKI9497 L9662-2 10/16/1996 0 - 2 cm	328 ALKI9497AL343S CentralBasinPugetSnd Alki ALKI9497 L12040-5 10/16/1997 0 - 2 cm	328 ALKI9497AL343S CentralBasinPugetSnd Alki ALKI9497 L9662-3 10/16/1996 0 - 2 cm	397 ALKI9497AL172N CentralBasinPugetSnd Alki ALKI9497 L12040-2 10/15/1997 0 - 2 cm	397 ALKI9497AL172N CentralBasinPugetSnd Alki ALKI9497 L9659-21 10/08/1996 0 - 2 cm	474 ALKI9497AL143P CentralBasinPugetSnd Alki ALKI9497 L12040-3 10/15/1997 0 - 2 cm	474 ALKI9497AL143P CentralBasinPugetSnd Alki ALKI9497 L9659-20 10/08/1996 0 - 2 cm
Conventional Parameters (mg/kg)							
Ammonia	**1.87**	**6.46 J**	**3.66**	**12.7 J**	**1.77**	**7.91 J**	**3.62**
Ammonia as nitrogen	--	--	--	--	--	--	--
Sulfide	2.5 U	14 U	2.6 U	13 U	2.5 U	13 U	2.6 U
Conventional Parameters (pct)							
Total organic carbon	**0.185**	**0.246**	**0.222**	**0.287**	**0.188**	**0.222**	**0.28**
Total solids	**78.5**	**72.7**	**77.4**	**75.6**	**79.8**	**74.7**	**77.6**
Total volatile solids	**1.07**	**1.19**	**1.1**	**1.06**	**0.96**	**1.24**	**1.28**
Grain Size (pct)							
Gravel	**0.7**	**1.3**	**0.5**	**0.99**	**1.1**	**4.2**	**7.4**
Sand	**94.6**	**94**	**94.4**	**94.5**	**93.2**	**91.6**	**84.3**
Silt	**1.2**	0.1 U	**1.9**	**1.41**	**5.6**	**1.74**	**5.9**
Clay	**3.3**	0.1 U	**3.4**	**3.03**	0.1 U	**2.97**	**2.3**
Metals (mg/kg)							
Aluminum	**7200 J**	**7900 J**	**7000 J**	**8300 J**	**8200**	**8700 J**	**8920**
Antimony	1.9 UJ	2.1 UJ	2.1 UJ	2 UJ	1.9 UJ	2 UJ	1.8 UJ
Arsenic	**4.3**	**5.1**	**4.7**	**4.1**	**4.4**	**4**	**4**
Barium	**15.9**	**23**	**12.5**	**18.8**	**14.3**	**16.2**	**22.6**
Beryllium	**0.088**	**0.17**	**0.1**	**0.15**	0.064 U	**0.16**	**0.068**
Cadmium	0.19 U	0.21 U	0.21 U	0.2 U	0.19 UJ	0.2 U	0.18 UJ
Calcium	**3440**	**4070**	**3200**	**4630**	**4320**	**5030**	**6830**
Chromium	**21.9**	**22.3**	**22.5**	**22.8**	**21.1**	**23.2**	**21.8**
Copper	**6.14**	**6.34**	**5.39**	**7.67**	**7.02**	**7.58**	**7.33**
Iron	**12400**	**13900**	**12700**	**13900**	**13000 J**	**15300**	**13000 J**
Lead	**6.2**	**6.6**	**4.3**	**7.8**	**6**	**8.2**	**6.2**
Magnesium	**5260**	**5200**	**4940**	**5560**	**5890**	**5450**	**5150**
Manganese	**251**	**322**	**240**	**362**	**280 J**	**339**	**300 J**
Mercury	**0.043**	0.025 U	**0.028**	0.025 U	**0.025**	0.025 U	**0.027**
Molybdenum	1.2 U	1.4 U	1.4 U	1.3 U	1.3 U	1.3 U	1.2 U
Nickel	**24.1**	**21.5**	**20.3**	**25**	**24.4**	**24**	**21.4**
Potassium	**1260**	**1570**	**1410**	**1280**	**1050**	**1610**	**1680**
Selenium	3.1 U	3.4 U	3.5 U	3.2 U	3.1 U	3.3 U	3.1 U
Silver	0.24 U	0.28 U	0.27 U	0.25 U	0.25 U	0.27 U	0.24 U
Sodium	**3670**	**3900 J**	**3750**	**3500 J**	**4150**	**4000 J**	**4470**

Table C-5
Sediment Data for Alki Outfall

	307 ALKI9497AL172S CentralBasinPugetSnd Alki ALKI9497 L9662-2 10/16/1996 0 - 2 cm	328 ALKI9497AL343S CentralBasinPugetSnd Alki ALKI9497 L12040-5 10/16/1997 0 - 2 cm	328 ALKI9497AL343S CentralBasinPugetSnd Alki ALKI9497 L9662-3 10/16/1996 0 - 2 cm	397 ALKI9497AL172N CentralBasinPugetSnd Alki ALKI9497 L12040-2 10/15/1997 0 - 2 cm	397 ALKI9497AL172N CentralBasinPugetSnd Alki ALKI9497 L9659-21 10/08/1996 0 - 2 cm	474 ALKI9497AL143P CentralBasinPugetSnd Alki ALKI9497 L12040-3 10/15/1997 0 - 2 cm	474 ALKI9497AL143P CentralBasinPugetSnd Alki ALKI9497 L9659-20 10/08/1996 0 - 2 cm
Thallium	12 U	14 U	14 U	13 U	13 U	13 U	12 U
Zinc	**26.6**	**27.8**	**26.2**	**28.4**	**26.4**	**30.5**	**27.2**
Organometallic Compounds (µg/kg)							
Butyltin (n-Butyltin)	0.38 U	2.3 U	0.39 U	2.2 U	0.38 U	2.3 U	0.39 U
Dibutyltin	0.38 U	0.48 U	0.39 U	0.46 U	0.38 U	0.47 U	0.39 U
Tetrabutyltin	0.38 U	0.55 U	0.39 U	0.53 U	0.5 U	0.54 U	0.39 U
Total Butyltin (Reported, not calculated)	**2.5**	--	--	--	--	--	--
Tributyltin	**2.5**	0.29 U	**2.6**	0.28 U	0.38 U	0.28 U	**0.52**
Volatile Organics (mg/kg-OC)							
Hexachlorobutadiene (Hexachloro-1,3-butadiene)	18 U	15 U	16 U	13 U	18 U	16 U	13 U
Volatile Organics (µg/kg)							
Ethylbenzene	--	--	--	--	--	--	--
Hexachlorobutadiene (Hexachloro-1,3-butadiene)	34 U	37 U	35 U	36 U	34 U	36 U	35 U
Tetrachloroethene (PCE)	--	--	--	--	--	--	--
Semivolatile Organics (mg/kg-OC)							
1,2,4-Trichlorobenzene	0.48 UJ	0.39 U	0.4 UJ	0.32 U	0.46 UJ	0.41 U	0.32 UJ
1,2-Dichlorobenzene	0.48 UJ	0.39 U	0.4 UJ	0.32 U	0.46 UJ	0.41 U	0.32 UJ
1,4-Dichlorobenzene	0.48 UJ	0.39 U	0.4 UJ	0.32 U	0.46 UJ	0.41 U	0.32 UJ
2-Methylnaphthalene	--	--	--	--	--	--	--
Acenaphthene	--	--	--	--	--	--	--
Acenaphthylene	--	--	--	--	--	--	--
Anthracene	--	--	--	--	--	--	--
Benzo(a)anthracene	--	--	--	--	--	--	--
Benzo(a)pyrene	--	--	--	--	--	--	--
Benzo(b)fluoranthene	--	--	--	--	--	--	--
Benzo(g,h,i)perylene	--	--	--	--	--	--	--
Benzo(k)fluoranthene	--	--	--	--	--	--	--
bis(2-Ethylhexyl)phthalate	**12**	8.9 U	9.5 U	7.3 U	10 U	9.5 U	7.5 U
Butylbenzyl phthalate	10 U	8.9 U	9.5 U	7.3 U	10 U	9.5 U	7.5 U
Chrysene	--	--	--	--	--	--	--
Dibenzo(a,h)anthracene	--	--	--	--	--	--	--
Dibenzofuran	--	--	--	--	--	--	--

Table C-5
Sediment Data for Alki Outfall

	307 ALKI9497AL172S CentralBasinPugetSnd Alki ALKI9497 L9662-2 10/16/1996 0 - 2 cm	328 ALKI9497AL343S CentralBasinPugetSnd Alki ALKI9497 L12040-5 10/16/1997 0 - 2 cm	328 ALKI9497AL343S CentralBasinPugetSnd Alki ALKI9497 L9662-3 10/16/1996 0 - 2 cm	397 ALKI9497AL172N CentralBasinPugetSnd Alki ALKI9497 L12040-2 10/15/1997 0 - 2 cm	397 ALKI9497AL172N CentralBasinPugetSnd Alki ALKI9497 L9659-21 10/08/1996 0 - 2 cm	474 ALKI9497AL143P CentralBasinPugetSnd Alki ALKI9497 L12040-3 10/15/1997 0 - 2 cm	474 ALKI9497AL143P CentralBasinPugetSnd Alki ALKI9497 L9659-20 10/08/1996 0 - 2 cm
Diethyl phthalate	18 U	15 U	16 U	13 U	18 U	16 U	13 U
Dimethyl phthalate	7.6 U	6.1 U	6.3 U	5.2 U	7.4 U	6.8 U	5 U
Di-n-butyl phthalate	18 U	**16**	16 U	13 U	18 U	16 U	13 U
Di-n-octyl phthalate	10 U	8.9 U	9.5 U	7.3 U	10 U	9.5 U	7.5 U
Fluoranthene	--	--	--	--	--	--	--
Fluorene	--	--	--	--	--	--	--
Hexachlorobenzene	0.48 UJ	0.39 U	0.4 UJ	0.32 U	0.46 UJ	0.41 U	0.32 UJ
Hexachlorobutadiene (Hexachloro-1,3-butadiene)	--	--	--	--	--	--	--
Indeno(1,2,3-c,d)pyrene	--	--	--	--	--	--	--
Naphthalene	--	--	--	--	--	--	--
n-Nitrosodiphenylamine	18 U	15 U	16 U	13 U	18 U	16 U	13 U
Phenanthrene	--	--	--	--	--	--	--
Pyrene	--	--	--	--	--	--	--
Total Benzofluoranthenes (b,j,k) (U = 0)	--	--	--	--	--	--	--
Total cPAH TEQ (7 minimum CAEPA 2005) (U = 0)	--	--	--	--	--	--	--
Total HPAH (SMS) (U = 0)	--	--	--	--	--	--	--
Total LPAH (SMS) (U = 0)	--	--	--	--	--	--	--
Semivolatile Organics (µg/kg)							
1,2,4-Trichlorobenzene	0.88 UJ	0.95 U	0.89 UJ	0.91 U	0.86 UJ	0.92 U	0.89 UJ
1,2-Dichlorobenzene	0.88 UJ	0.95 U	0.89 UJ	0.91 U	0.86 UJ	0.92 U	0.89 UJ
1,2-Diphenylhydrazine	68 U	73 U	68 U	70 U	66 U	71 U	68 U
1,3-Dichlorobenzene	0.88 UJ	0.95 U	0.89 UJ	0.91 U	0.86 UJ	0.92 U	0.89 UJ
1,4-Dichlorobenzene	0.88 UJ	0.95 U	0.89 UJ	0.91 U	0.86 UJ	0.92 U	0.89 UJ
2,2'-Oxybis (1-chloropropane)	68 U	73 U	68 U	70 U	66 U	71 U	68 U
2,4,5-Trichlorophenol	140 U	150 UJ	140 U	150 U	140 U	150 U	140 U
2,4,6-Trichlorophenol	140 U	150 UJ	140 U	150 U	140 U	150 U	140 U
2,4-Dichlorophenol	34 U	37 UJ	35 U	36 U	34 U	36 U	35 U
2,4-Dimethylphenol	34 UJ	37 UJ	35 UJ	36 UJ	34 UJ	36 UJ	35 UJ
2,4-Dinitrophenol	68 U	73 UJ	68 U	70 UJ	66 U	71 UJ	68 U
2,4-Dinitrotoluene	14 U	15 U	14 U	15 U	14 U	15 U	14 U
2,6-Dinitrotoluene	14 U	15 U	14 U	15 U	14 U	15 U	14 U
2-Chloronaphthalene	20 U	22 U	21 U	21 U	20 U	21 U	21 U

Table C-5
Sediment Data for Alki Outfall

	307 ALKI9497AL172S CentralBasinPugetSnd Alki ALKI9497 L9662-2 10/16/1996 0 - 2 cm	328 ALKI9497AL343S CentralBasinPugetSnd Alki ALKI9497 L12040-5 10/16/1997 0 - 2 cm	328 ALKI9497AL343S CentralBasinPugetSnd Alki ALKI9497 L9662-3 10/16/1996 0 - 2 cm	397 ALKI9497AL172N CentralBasinPugetSnd Alki ALKI9497 L12040-2 10/15/1997 0 - 2 cm	397 ALKI9497AL172N CentralBasinPugetSnd Alki ALKI9497 L9659-21 10/08/1996 0 - 2 cm	474 ALKI9497AL143P CentralBasinPugetSnd Alki ALKI9497 L12040-3 10/15/1997 0 - 2 cm	474 ALKI9497AL143P CentralBasinPugetSnd Alki ALKI9497 L9659-20 10/08/1996 0 - 2 cm
2-Chlorophenol	68 U	73 UJ	68 U	70 U	66 U	71 U	68 U
2-Methylnaphthalene	--	--	--	--	--	--	--
2-Methylphenol (o-Cresol)	34 U	37 UJ	35 U	36 U	34 U	36 U	35 U
2-Nitroaniline	140 U	150 U	140 U	150 U	140 U	150 U	140 U
2-Nitrophenol	34 U	37 UJ	35 U	36 U	34 U	36 U	35 U
3,3'-Dichlorobenzidine	34 UJ	37 UJ	35 UJ	36 UJ	34 U	36 UJ	35 U
3-Nitroaniline	140 UJ	150 U	140 UJ	150 U	140 U	150 U	140 U
4-Bromophenyl-phenyl ether	14 U	15 U	14 U	15 U	14 U	15 U	14 U
4-Chloro-3-methylphenol	68 U	73 UJ	68 U	70 U	66 U	71 U	68 U
4-Chloroaniline	68 UJ	73 UJ	68 UJ	70 UJ	66 U	71 UJ	68 U
4-Chlorophenyl phenyl ether	20 U	22 U	21 U	21 U	20 U	21 U	21 U
4-Methylphenol (p-Cresol)	34 U	37 UJ	35 U	36 U	34 U	36 U	35 U
4-Nitroaniline	140 U	150 U	140 U	150 U	140 U	150 U	140 U
4-Nitrophenol	68 U	73 UJ	68 U	70 U	66 U	71 U	68 U
Acenaphthene	--	--	--	--	--	--	--
Acenaphthylene	--	--	--	--	--	--	--
Aniline	68 U	73 UJ	68 U	70 UJ	66 UJ	71 UJ	68 UJ
Anthracene	--	--	--	--	--	--	--
Benzidine	**-99999 R**	**-99999 R**	**-99999 R**	**-99999 R**	**-99999 R**	**-99999 R**	**-99999 R**
Benzo(a)anthracene	--	--	--	--	--	--	--
Benzo(a)pyrene	--	--	--	--	--	--	--
Benzo(b)fluoranthene	--	--	--	--	--	--	--
Benzo(g,h,i)perylene	--	--	--	--	--	--	--
Benzo(k)fluoranthene	--	--	--	--	--	--	--
Benzoic acid	140 U	**-99999 R**	140 U	**-99999 R**	140 UJ	**-99999 R**	**170 J**
Benzyl alcohol	34 U	37 U	35 U	36 U	34 U	36 U	35 U
bis(2-Chloroethoxy)methane	34 U	37 U	35 U	36 U	34 U	36 U	35 U
bis(2-Chloroethyl)ether	20 U	22 U	21 U	21 U	20 U	21 U	21 U
bis(2-Ethylhexyl)phthalate	**22**	22 U	21 U	21 U	20 U	21 U	21 U
Butylbenzyl phthalate	20 U	22 U	21 U	21 U	20 U	21 U	21 U
Carbazole	--	--	--	--	--	--	--
Chrysene	--	--	--	--	--	--	--

Table C-5
Sediment Data for Alki Outfall

	307 ALKI9497AL172S CentralBasinPugetSnd Alki ALKI9497 L9662-2 10/16/1996 0 - 2 cm	328 ALKI9497AL343S CentralBasinPugetSnd Alki ALKI9497 L12040-5 10/16/1997 0 - 2 cm	328 ALKI9497AL343S CentralBasinPugetSnd Alki ALKI9497 L9662-3 10/16/1996 0 - 2 cm	397 ALKI9497AL172N CentralBasinPugetSnd Alki ALKI9497 L12040-2 10/15/1997 0 - 2 cm	397 ALKI9497AL172N CentralBasinPugetSnd Alki ALKI9497 L9659-21 10/08/1996 0 - 2 cm	474 ALKI9497AL143P CentralBasinPugetSnd Alki ALKI9497 L12040-3 10/15/1997 0 - 2 cm	474 ALKI9497AL143P CentralBasinPugetSnd Alki ALKI9497 L9659-20 10/08/1996 0 - 2 cm
Coprostanol (Cholestan-3-ol (3B, 5B))	140 U	370 U	140 U	360 U	140 U	360 U	140 U
Dibenzo(a,h)anthracene	--	--	--	--	--	--	--
Dibenzofuran	--	--	--	--	--	--	--
Diethyl phthalate	34 U	37 U	35 U	36 U	34 U	36 U	35 U
Dimethyl phthalate	14 U	15 U	14 U	15 U	14 U	15 U	14 U
Di-n-butyl phthalate	34 U	**39**	35 U	36 U	34 U	36 U	35 U
Dinitro-o-cresol (4,6-Dinitro-2-methylphenol)	68 U	73 UJ	68 U	70 U	66 U	71 U	68 U
Di-n-octyl phthalate	20 U	22 U	21 U	21 U	20 U	21 U	21 U
Fluoranthene	--	--	--	--	--	--	--
Fluorene	--	--	--	--	--	--	--
Hexachlorobenzene	0.88 UJ	0.95 U	0.89 UJ	0.91 U	0.86 UJ	0.92 U	0.89 UJ
Hexachlorobutadiene (Hexachloro-1,3-butadiene)	--	--	--	--	--	--	--
Hexachlorocyclopentadiene	34 U	37 U	35 U	36 U	34 UJ	36 U	35 UJ
Hexachloroethane	34 U	37 U	35 U	36 U	34 U	36 U	35 U
Indeno(1,2,3-c,d)pyrene	--	--	--	--	--	--	--
Isophorone	34 U	37 U	35 U	36 U	34 U	36 U	35 U
Naphthalene	--	--	--	--	--	--	--
Nitrobenzene	34 U	37 U	35 U	36 U	34 U	36 U	35 U
n-Nitrosodimethylamine	140 U	150 U	140 U	150 U	140 U	150 U	140 U
n-Nitrosodi-n-propylamine	34 U	37 U	35 U	36 U	34 U	36 U	35 U
n-Nitrosodiphenylamine	34 U	37 U	35 U	36 U	34 U	36 U	35 U
Pentachlorophenol	**-99999 R**	37 UJ	**-99999 R**	36 U	34 UJ	36 U	35 UJ
Phenanthrene	--	--	--	--	--	--	--
Phenol	140 U	150 UJ	140 U	150 U	140 U	150 U	140 U
Pyrene	--	--	--	--	--	--	--
Total Benzofluoranthenes (b,j,k) (U = 0)	--	--	--	--	--	--	--
Total cPAH TEQ (7 minimum CAEPA 2005) (U = 0)	--	--	--	--	--	--	--
Total HPAH (SMS) (U = 0)	--	--	--	--	--	--	--
Total LPAH (SMS) (U = 0)	--	--	--	--	--	--	--
Polycyclic Aromatic Hydrocarbons (mg/kg-OC)							
2-Methylnaphthalene	30 U	24 U	25 U	20 U	29 U	26 U	20 U
Acenaphthene	7.6 U	6.1 U	6.3 U	5.2 U	7.4 U	6.8 U	5 U

Table C-5
Sediment Data for Alki Outfall

	307 ALKI9497AL172S CentralBasinPugetSnd Alki ALKI9497 L9662-2 10/16/1996 0 - 2 cm	328 ALKI9497AL343S CentralBasinPugetSnd Alki ALKI9497 L12040-5 10/16/1997 0 - 2 cm	328 ALKI9497AL343S CentralBasinPugetSnd Alki ALKI9497 L9662-3 10/16/1996 0 - 2 cm	397 ALKI9497AL172N CentralBasinPugetSnd Alki ALKI9497 L12040-2 10/15/1997 0 - 2 cm	397 ALKI9497AL172N CentralBasinPugetSnd Alki ALKI9497 L9659-21 10/08/1996 0 - 2 cm	474 ALKI9497AL143P CentralBasinPugetSnd Alki ALKI9497 L12040-3 10/15/1997 0 - 2 cm	474 ALKI9497AL143P CentralBasinPugetSnd Alki ALKI9497 L9659-20 10/08/1996 0 - 2 cm
Acenaphthylene	10 U	8.9 U	9.5 U	7.3 U	10 U	9.5 U	7.5 U
Anthracene	10 UJ	8.9 UJ	9.5 UJ	7.3 UJ	10 UJ	9.5 UJ	7.5 UJ
Benzo(a)anthracene	10 UJ	8.9 UJ	9.5 UJ	7.3 UJ	10 UJ	**16 J**	7.5 UJ
Benzo(a)pyrene	18 UJ	15 UJ	16 UJ	13 UJ	18 UJ	16 UJ	13 UJ
Benzo(b)fluoranthene	30 UJ	24 UJ	25 UJ	20 UJ	29 UJ	26 UJ	20 UJ
Benzo(g,h,i)perylene	18 UJ	15 UJ	16 UJ	13 UJ	18 UJ	16 UJ	13 UJ
Benzo(k)fluoranthene	30 UJ	24 UJ	25 UJ	20 UJ	29 UJ	26 UJ	20 UJ
Chrysene	10 U	8.9 U	9.5 U	7.3 U	10 U	**14**	7.5 U
Dibenzo(a,h)anthracene	30 U	24 U	25 U	20 U	29 U	26 U	20 U
Dibenzofuran	18 U	15 U	16 U	13 U	18 U	16 U	13 U
Fluoranthene	10 UJ	8.9 UJ	9.5 UJ	7.3 UJ	10 UJ	**14 J**	7.5 UJ
Fluorene	10 UJ	8.9 UJ	9.5 UJ	7.3 UJ	10 UJ	9.5 UJ	7.5 UJ
Indeno(1,2,3-c,d)pyrene	18 UJ	15 UJ	16 UJ	13 UJ	18 UJ	16 UJ	13 UJ
Naphthalene	30 UJ	24 UJ	25 UJ	20 UJ	29 UJ	26 UJ	20 UJ
Phenanthrene	10 UJ	8.9 UJ	9.5 UJ	7.3 UJ	10 UJ	9.5 UJ	7.5 UJ
Pyrene	10 UJ	8.9 UJ	9.5 UJ	7.3 UJ	10 UJ	**14 J**	7.5 UJ
Total Benzofluoranthenes (b,j,k) (U = 0)	30 UJ	24 UJ	25 UJ	20 UJ	29 UJ	26 UJ	20 UJ
Total cPAH TEQ (7 minimum CAEPA 2005) (U = 0)	20 UJ	15 UJ	16 UJ	13 UJ	20 UJ	**1.7 J**	13 UJ
Total HPAH (SMS) (U = 0)	30 UJ	24 UJ	25 UJ	20 UJ	30 UJ	**58 J**	20 UJ
Total LPAH (SMS) (U = 0)	30 UJ	24 UJ	25 UJ	20 UJ	30 UJ	26 UJ	20 UJ
Polycyclic Aromatic Hydrocarbons (µg/kg)							
2-Methylnaphthalene	55 U	59 U	56 U	57 U	54 U	58 U	55 U
Acenaphthene	14 U	15 U	14 U	15 U	14 U	15 U	14 U
Acenaphthylene	20 U	22 U	21 U	21 U	20 U	21 U	21 U
Anthracene	20 UJ	22 UJ	21 UJ	21 UJ	20 UJ	21 UJ	21 UJ
Benzo(a)anthracene	20 UJ	22 UJ	21 UJ	21 UJ	20 UJ	**35 J**	21 UJ
Benzo(a)pyrene	34 UJ	37 UJ	35 UJ	36 UJ	34 UJ	36 UJ	35 UJ
Benzo(b)fluoranthene	55 UJ	59 UJ	56 UJ	57 UJ	54 UJ	58 UJ	55 UJ
Benzo(g,h,i)perylene	34 UJ	37 UJ	35 UJ	36 UJ	34 UJ	36 UJ	35 UJ
Benzo(k)fluoranthene	55 UJ	59 UJ	56 UJ	57 UJ	54 UJ	58 UJ	55 UJ
Carbazole	34 U	37 U	35 U	36 U	34 U	36 U	35 U
Chrysene	20 U	22 U	21 U	21 U	20 U	**31**	21 U

Table C-5
Sediment Data for Alki Outfall

	307 ALKI9497AL172S CentralBasinPugetSnd Alki ALKI9497 L9662-2 10/16/1996 0 - 2 cm	328 ALKI9497AL343S CentralBasinPugetSnd Alki ALKI9497 L12040-5 10/16/1997 0 - 2 cm	328 ALKI9497AL343S CentralBasinPugetSnd Alki ALKI9497 L9662-3 10/16/1996 0 - 2 cm	397 ALKI9497AL172N CentralBasinPugetSnd Alki ALKI9497 L12040-2 10/15/1997 0 - 2 cm	397 ALKI9497AL172N CentralBasinPugetSnd Alki ALKI9497 L9659-21 10/08/1996 0 - 2 cm	474 ALKI9497AL143P CentralBasinPugetSnd Alki ALKI9497 L12040-3 10/15/1997 0 - 2 cm	474 ALKI9497AL143P CentralBasinPugetSnd Alki ALKI9497 L9659-20 10/08/1996 0 - 2 cm
Dibenzo(a,h)anthracene	55 U	59 U	56 U	57 U	54 U	58 U	55 U
Dibenzofuran	34 U	37 U	35 U	36 U	34 U	36 U	35 U
Fluoranthene	20 UJ	22 UJ	21 UJ	21 UJ	20 UJ	**31 J**	21 UJ
Fluorene	20 UJ	22 UJ	21 UJ	21 UJ	20 UJ	21 UJ	21 UJ
Indeno(1,2,3-c,d)pyrene	34 UJ	37 UJ	35 UJ	36 UJ	34 UJ	36 UJ	35 UJ
Naphthalene	55 UJ	59 UJ	56 UJ	57 UJ	54 UJ	58 UJ	55 UJ
Phenanthrene	20 UJ	22 UJ	21 UJ	21 UJ	20 UJ	21 UJ	21 UJ
Pyrene	20 UJ	22 UJ	21 UJ	21 UJ	20 UJ	**32 J**	21 UJ
Total Benzofluoranthenes (b,j,k) (U = 0)	55 UJ	59 UJ	56 UJ	57 UJ	54 UJ	58 UJ	55 UJ
Total cPAH TEQ (7 minimum CAEPA 2005) (U = 0)	34 UJ	37 UJ	35 UJ	36 UJ	34 UJ	**3.8 J**	35 UJ
Total HPAH (SMS) (U = 0)	55 UJ	59 UJ	56 UJ	57 UJ	54 UJ	**130 J**	55 UJ
Total LPAH (SMS) (U = 0)	55 UJ	59 UJ	56 UJ	57 UJ	54 UJ	58 UJ	55 UJ
Pesticides (µg/kg)							
4,4'-DDD (p,p'-DDD)	1.7 UJ	1.8 U	1.7 UJ	1.7 U	1.6 UJ	1.7 U	1.7 UJ
4,4'-DDE (p,p'-DDE)	1.7 U	1.8 UJ	1.7 U	1.7 UJ	1.6 UJ	1.7 UJ	1.7 UJ
4,4'-DDT (p,p'-DDT)	1.7 UJ	1.8 U	1.7 UJ	1.7 U	1.6 U	1.7 U	1.7 U
Aldrin	1.7 U	1.8 U	1.7 U	1.7 U	1.6 U	1.7 U	1.7 U
Chlordane	8.5 U	9.2 U	8.7 U	8.9 U	8.4 U	9 U	8.6 U
Dieldrin	1.7 U	1.8 U	1.7 U	1.7 U	1.6 U	1.7 U	1.7 U
Endosulfan	1.7 U	1.8 U	1.7 U	1.7 U	1.6 U	1.7 U	1.7 U
Endosulfan sulfate	1.7 U	1.8 U	1.7 U	1.7 U	1.6 U	1.7 U	1.7 U
Endrin	1.7 UJ	1.8 U	1.7 UJ	1.7 U	1.6 U	1.7 U	1.7 U
Endrin aldehyde	**-99999 R**	**-99999 R**	**-99999 R**	**-99999 R**	**-99999 R**	**-99999 R**	**-99999 R**
Heptachlor	1.7 U	1.8 U	1.7 U	1.7 U	1.6 U	1.7 U	1.7 U
Heptachlor epoxide	1.7 U	1.8 U	1.7 U	1.7 U	1.6 U	1.7 U	1.7 U
Hexachlorocyclohexane (BHC), alpha-	1.7 U	1.8 U	1.7 U	1.7 U	1.6 U	1.7 U	1.7 U
Hexachlorocyclohexane (BHC), beta-	1.7 U	1.8 U	1.7 U	1.7 U	1.6 U	1.7 U	1.7 U
Hexachlorocyclohexane (BHC), delta-	1.7 U	1.8 U	1.7 U	1.7 U	1.6 U	1.7 U	1.7 U
Hexachlorocyclohexane (BHC), gamma- (Lindane)	1.7 UJ	1.8 U	1.7 UJ	1.7 U	1.6 U	1.7 U	1.7 U
Methoxychlor	8.5 UJ	9.2 U	8.7 UJ	8.9 U	8.4 U	9 U	8.6 U
Total 2,4' and 4,4'-DDD,-DDE,-DDT (reported, not calculated)	--	--	--	--	--	--	--
Toxaphene	17 U	18 U	17 U	17 U	16 U	17 U	17 U

Table C-5
Sediment Data for Alki Outfall

	307 ALKI9497AL172S CentralBasinPugetSnd Alki ALKI9497 L9662-2 10/16/1996 0 - 2 cm	328 ALKI9497AL343S CentralBasinPugetSnd Alki ALKI9497 L12040-5 10/16/1997 0 - 2 cm	328 ALKI9497AL343S CentralBasinPugetSnd Alki ALKI9497 L9662-3 10/16/1996 0 - 2 cm	397 ALKI9497AL172N CentralBasinPugetSnd Alki ALKI9497 L12040-2 10/15/1997 0 - 2 cm	397 ALKI9497AL172N CentralBasinPugetSnd Alki ALKI9497 L9659-21 10/08/1996 0 - 2 cm	474 ALKI9497AL143P CentralBasinPugetSnd Alki ALKI9497 L12040-3 10/15/1997 0 - 2 cm	474 ALKI9497AL143P CentralBasinPugetSnd Alki ALKI9497 L9659-20 10/08/1996 0 - 2 cm
PCB Aroclors (mg/kg-OC)							
Total PCB Aroclors (SMS Marine 2013) (U = 0)	9.2 U	7.3 UJ	7.7 U	5.9 UJ	8.5 U	7.7 UJ	6.1 U
PCB Aroclors (µg/kg)							
Aroclor 1016	17 U	18 U	17 U	17 U	16 U	17 U	17 U
Aroclor 1221	17 U	18 U	17 U	17 U	16 U	17 U	17 U
Aroclor 1232	17 U	18 U	17 U	17 U	16 U	17 U	17 U
Aroclor 1242	17 U	18 U	17 U	17 U	16 U	17 U	17 U
Aroclor 1248	17 U	18 U	17 U	17 U	16 U	17 U	17 U
Aroclor 1254	17 U	18 UJ	17 U	17 UJ	16 U	17 UJ	17 U
Aroclor 1260	17 U	18 U	17 U	17 U	16 U	17 U	17 U
Total PCB (reported, not calculated)	--	--	--	--	--	--	--
Total PCB Aroclors (SMS Marine 2013) (U = 0)	17 U	18 UJ	17 U	17 UJ	16 U	17 UJ	17 U
PCB Congeners (ng/kg)							
Total Petroleum Hydrocarbons (mg/kg)							
Oil and grease	**150**	**385**	**827**	**728**	**977**	**361**	**1080**
Pharmaceuticals and Personal Care Products (µg/kg)							
Caffeine	--	--	--	--	--	--	--

Table C-5
Sediment Data for Alki Outfall

	476 ALKI9497AL343N CentralBasinPugetSnd Alki ALKI9497 L12040-1 10/15/1997 0 - 2 cm	476 ALKI9497AL343N CentralBasinPugetSnd Alki ALKI9497 L9662-1 10/09/1996 0 - 2 cm	557 ALKIAP-04 CentralBasinPugetSnd Alki ALKI AP-04_19840525 05/25/1984	806 TPPSB160 CentralBasinPugetSnd Alki TPPS B160_19810424 04/24/1981	1004 ALKIAP-05 CentralBasinPugetSnd Alki ALKI AP-05_19840525 05/25/1984	1087 TPPSA160 CentralBasinPugetSnd Alki TPPS A160_19810424 04/24/1981	1166 ALKIAP-01 CentralBasinPugetSnd Alki ALKI AP-01_19840525 05/25/1984
Conventional Parameters (mg/kg)							
Ammonia	**13.1 J**	**1.55**	--	--	--	--	--
Ammonia as nitrogen	--	--	--	--	--	--	--
Sulfide	13 U	2.6 U	--	--	--	--	--
Conventional Parameters (pct)							
Total organic carbon	**0.242**	**0.169**	--	--	--	--	--
Total solids	**74.3**	**77.6**	--	--	--	--	--
Total volatile solids	**1.11**	**1.13**	**2**	--	**4**	--	**1**
Grain Size (pct)							
Gravel	**3.9**	**5.7**	--	--	--	--	--
Sand	**91.2**	**89.3**	--	--	--	--	--
Silt	**1.58**	**2.3**	**4.1**	--	**5.4**	--	**0.54**
Clay	**3.1**	**2.6**	--	--	--	--	--
Metals (mg/kg)							
Aluminum	**7500 J**	**6400 J**	--	--	--	--	--
Antimony	2 UJ	**2.1 J**	0.08 U	0.019 U	0.05 U	0.019 U	0.05 U
Arsenic	**5**	**3.9**	**11**	**2.2**	**14**	**0.82**	**4.9**
Barium	**14.9**	**12.3**	--	--	--	--	--
Beryllium	**0.12**	**0.081**	--	**0.49**	--	**0.36**	--
Cadmium	0.2 U	0.19 U	0.32 U	**1.1**	0.21 U	**0.25**	0.23 U
Calcium	**6540**	**3320**	--	--	--	--	--
Chromium	**22.6**	**18.6**	**31**	**64**	**28**	**19**	**23**
Copper	**6.59**	**5.36**	**11**	**24**	**9.9**	**5.7**	**3.8**
Iron	**12500**	**10400**	--	**29000**	--	**10000**	--
Lead	**7.3**	**5.5**	**16**	**37**	**14**	**23**	**4.7**
Magnesium	**5290**	**4640**	--	--	--	--	--
Manganese	**322**	**235**	--	**530**	--	**190**	--
Mercury	0.027 U	**0.086**	**0.05**	0.016 U	**0.056**	0.017 U	**0.022**
Molybdenum	1.3 U	1.3 U	--	--	--	--	--
Nickel	**22.5**	**20.7**	**23**	**58**	**23**	**22**	**18**
Potassium	**1180**	**1010**	--	--	--	--	--
Selenium	3.2 U	3.4 U	--	**0.05**	--	**0.012**	--
Silver	0.26 U	0.27 U	**0.48**	**1.4**	0.21 U	**0.37**	**0.35**
Sodium	**3700 J**	**3900**	--	--	--	--	--

Table C-5
Sediment Data for Alki Outfall

	476 ALKI9497AL343N CentralBasinPugetSnd Alki ALKI9497 L12040-1 10/15/1997 0 - 2 cm	476 ALKI9497AL343N CentralBasinPugetSnd Alki ALKI9497 L9662-1 10/09/1996 0 - 2 cm	557 ALKIAP-04 CentralBasinPugetSnd Alki ALKI AP-04_19840525 05/25/1984	806 TPPSB160 CentralBasinPugetSnd Alki TPPS B160_19810424 04/24/1981	1004 ALKIAP-05 CentralBasinPugetSnd Alki ALKI AP-05_19840525 05/25/1984	1087 TPPSA160 CentralBasinPugetSnd Alki TPPS A160_19810424 04/24/1981	1166 ALKIAP-01 CentralBasinPugetSnd Alki ALKI AP-01_19840525 05/25/1984
Thallium	13 U	13 U	--	**0.057**	--	**0.062**	--
Zinc	**27.1**	**22.8**	**37**	**120**	**43**	**26**	**22**
Organometallic Compounds (µg/kg)							
Butyltin (n-Butyltin)	2.3 U	0.39 U	--	--	--	--	--
Dibutyltin	0.47 U	0.39 U	--	--	--	--	--
Tetrabutyltin	0.54 U	0.39 U	--	--	--	--	--
Total Butyltin (Reported, not calculated)	--	--	--	--	--	--	--
Tributyltin	0.28 U	**0.77**	--	--	--	--	--
Volatile Organics (mg/kg-OC)							
Hexachlorobutadiene (Hexachloro-1,3-butadiene)	15 U	21 U	--	--	--	--	--
Volatile Organics (µg/kg)							
Ethylbenzene	--	--	**0.05**	--	5 U	--	5 U
Hexachlorobutadiene (Hexachloro-1,3-butadiene)	36 U	35 U	0.31 U	--	0.31 U	--	0.31 U
Tetrachloroethene (PCE)	--	--	**0.03**	--	5 U	--	5 U
Semivolatile Organics (mg/kg-OC)							
1,2,4-Trichlorobenzene	0.38 U	12 U	--	--	--	--	--
1,2-Dichlorobenzene	0.38 U	12 U	--	--	--	--	--
1,4-Dichlorobenzene	0.38 U	12 U	--	--	--	--	--
2-Methylnaphthalene	--	--	--	--	--	--	--
Acenaphthene	--	--	--	--	--	--	--
Acenaphthylene	--	--	--	--	--	--	--
Anthracene	--	--	--	--	--	--	--
Benzo(a)anthracene	--	--	--	--	--	--	--
Benzo(a)pyrene	--	--	--	--	--	--	--
Benzo(b)fluoranthene	--	--	--	--	--	--	--
Benzo(g,h,i)perylene	--	--	--	--	--	--	--
Benzo(k)fluoranthene	--	--	--	--	--	--	--
bis(2-Ethylhexyl)phthalate	9.1 U	12 U	--	--	--	--	--
Butylbenzyl phthalate	9.1 U	12 U	--	--	--	--	--
Chrysene	--	--	--	--	--	--	--
Dibenzo(a,h)anthracene	--	--	--	--	--	--	--
Dibenzofuran	--	--	--	--	--	--	--

Table C-5
Sediment Data for Alki Outfall

	476 ALKI9497AL343N CentralBasinPugetSnd Alki ALKI9497 L12040-1 10/15/1997 0 - 2 cm	476 ALKI9497AL343N CentralBasinPugetSnd Alki ALKI9497 L9662-1 10/09/1996 0 - 2 cm	557 ALKIAP-04 CentralBasinPugetSnd Alki ALKI AP-04_19840525 05/25/1984	806 TPPSB160 CentralBasinPugetSnd Alki TPPS B160_19810424 04/24/1981	1004 ALKIAP-05 CentralBasinPugetSnd Alki ALKI AP-05_19840525 05/25/1984	1087 TPPSA160 CentralBasinPugetSnd Alki TPPS A160_19810424 04/24/1981	1166 ALKIAP-01 CentralBasinPugetSnd Alki ALKI AP-01_19840525 05/25/1984
Diethyl phthalate	15 U	21 U	--	--	--	--	--
Dimethyl phthalate	6.2 U	8.3 U	--	--	--	--	--
Di-n-butyl phthalate	15 U	21 U	--	--	--	--	--
Di-n-octyl phthalate	9.1 U	12 U	--	--	--	--	--
Fluoranthene	--	--	--	--	--	--	--
Fluorene	--	--	--	--	--	--	--
Hexachlorobenzene	0.38 U	12 U	--	--	--	--	--
Hexachlorobutadiene (Hexachloro-1,3-butadiene)	--	--	--	--	--	--	--
Indeno(1,2,3-c,d)pyrene	--	--	--	--	--	--	--
Naphthalene	--	--	--	--	--	--	--
n-Nitrosodiphenylamine	15 U	21 U	--	--	--	--	--
Phenanthrene	--	--	--	--	--	--	--
Pyrene	--	--	--	--	--	--	--
Total Benzofluoranthenes (b,j,k) (U = 0)	--	--	--	--	--	--	--
Total cPAH TEQ (7 minimum CAEPA 2005) (U = 0)	--	--	--	--	--	--	--
Total HPAH (SMS) (U = 0)	--	--	--	--	--	--	--
Total LPAH (SMS) (U = 0)	--	--	--	--	--	--	--
Semivolatile Organics (µg/kg)							
1,2,4-Trichlorobenzene	0.93 U	21 U	10 U	--	10 U	--	10 U
1,2-Dichlorobenzene	0.93 U	21 U	3.5 U	--	3.5 U	--	3.5 U
1,2-Diphenylhydrazine	71 U	68 U	5.8 U	--	**0.2**	--	5.8 U
1,3-Dichlorobenzene	0.93 U	21 U	**4**	--	**4**	--	**4**
1,4-Dichlorobenzene	0.93 U	21 U	**82**	--	**14**	--	**27**
2,2'-Oxybis (1-chloropropane)	71 U	68 U	--	--	--	--	--
2,4,5-Trichlorophenol	150 U	140 U	--	--	--	--	--
2,4,6-Trichlorophenol	150 U	140 U	23 U	--	23 U	--	23 U
2,4-Dichlorophenol	36 U	35 U	--	--	--	--	--
2,4-Dimethylphenol	36 UJ	35 UJ	5 U	--	5 U	--	5 U
2,4-Dinitrophenol	71 UJ	68 U	--	--	--	--	--
2,4-Dinitrotoluene	15 U	14 U	--	--	--	--	--
2,6-Dinitrotoluene	15 U	14 U	230 U	--	230 U	--	230 U
2-Chloronaphthalene	22 U	21 U	--	--	--	--	--

Table C-5
Sediment Data for Alki Outfall

	476 ALKI9497AL343N CentralBasinPugetSnd Alki ALKI9497 L12040-1 10/15/1997 0 - 2 cm	476 ALKI9497AL343N CentralBasinPugetSnd Alki ALKI9497 L9662-1 10/09/1996 0 - 2 cm	557 ALKIAP-04 CentralBasinPugetSnd Alki ALKI AP-04_19840525 05/25/1984	806 TPPSB160 CentralBasinPugetSnd Alki TPPS B160_19810424 04/24/1981	1004 ALKIAP-05 CentralBasinPugetSnd Alki ALKI AP-05_19840525 05/25/1984	1087 TPPSA160 CentralBasinPugetSnd Alki TPPS A160_19810424 04/24/1981	1166 ALKIAP-01 CentralBasinPugetSnd Alki ALKI AP-01_19840525 05/25/1984
2-Chlorophenol	71 U	68 U	--	--	--	--	--
2-Methylnaphthalene	--	--	--	--	--	--	--
2-Methylphenol (o-Cresol)	36 U	35 U	--	--	--	--	--
2-Nitroaniline	150 U	140 U	--	--	--	--	--
2-Nitrophenol	36 U	35 U	--	--	--	--	--
3,3'-Dichlorobenzidine	36 UJ	35 U	--	--	--	--	--
3-Nitroaniline	150 U	140 U	--	--	--	--	--
4-Bromophenyl-phenyl ether	15 U	14 U	--	--	--	--	--
4-Chloro-3-methylphenol	71 U	68 U	--	--	--	--	--
4-Chloroaniline	71 UJ	68 U	--	--	--	--	--
4-Chlorophenyl phenyl ether	22 U	21 U	--	--	--	--	--
4-Methylphenol (p-Cresol)	36 U	35 U	--	--	--	--	--
4-Nitroaniline	150 U	140 U	--	--	--	--	--
4-Nitrophenol	71 U	68 U	--	--	--	--	--
Acenaphthene	--	--	--	--	--	--	--
Acenaphthylene	--	--	--	--	--	--	--
Aniline	71 UJ	68 UJ	--	--	--	--	--
Anthracene	--	--	--	--	--	--	--
Benzidine	**-99999 R**	**-99999 R**	--	--	--	--	--
Benzo(a)anthracene	--	--	--	--	--	--	--
Benzo(a)pyrene	--	--	--	--	--	--	--
Benzo(b)fluoranthene	--	--	--	--	--	--	--
Benzo(g,h,i)perylene	--	--	--	--	--	--	--
Benzo(k)fluoranthene	--	--	--	--	--	--	--
Benzoic acid	**-99999 R**	**170 J**	--	--	--	--	--
Benzyl alcohol	36 U	35 U	--	--	--	--	--
bis(2-Chloroethoxy)methane	36 U	35 U	--	--	--	--	--
bis(2-Chloroethyl)ether	22 U	21 U	--	--	--	--	--
bis(2-Ethylhexyl)phthalate	22 U	21 U	10 U	--	10 U	--	10 U
Butylbenzyl phthalate	22 U	21 U	7.5 U	--	7.5 U	--	7.5 U
Carbazole	--	--	--	--	--	--	--
Chrysene	--	--	--	--	--	--	--

Table C-5
Sediment Data for Alki Outfall

	476 ALKI9497AL343N CentralBasinPugetSnd Alki ALKI9497 L12040-1 10/15/1997 0 - 2 cm	476 ALKI9497AL343N CentralBasinPugetSnd Alki ALKI9497 L9662-1 10/09/1996 0 - 2 cm	557 ALKIAP-04 CentralBasinPugetSnd Alki ALKI AP-04_19840525 05/25/1984	806 TPPSB160 CentralBasinPugetSnd Alki TPPS B160_19810424 04/24/1981	1004 ALKIAP-05 CentralBasinPugetSnd Alki ALKI AP-05_19840525 05/25/1984	1087 TPPSA160 CentralBasinPugetSnd Alki TPPS A160_19810424 04/24/1981	1166 ALKIAP-01 CentralBasinPugetSnd Alki ALKI AP-01_19840525 05/25/1984
Coprostanol (Cholestan-3-ol (3B, 5B))	360 U	140 U	--	--	--	--	--
Dibenzo(a,h)anthracene	--	--	--	--	--	--	--
Dibenzofuran	--	--	--	--	--	--	--
Diethyl phthalate	36 U	35 U	**4.8**	--	**21**	--	**5.2**
Dimethyl phthalate	15 U	14 U	**3.7**	--	**3.7**	--	**3.7**
Di-n-butyl phthalate	36 U	35 U	**48**	--	**83**	--	**47**
Dinitro-o-cresol (4,6-Dinitro-2-methylphenol)	71 U	68 U	--	--	--	--	--
Di-n-octyl phthalate	22 U	21 U	**4.8**	--	7.5 U	**2500**	7.5 U
Fluoranthene	--	--	--	--	--	--	--
Fluorene	--	--	--	--	--	--	--
Hexachlorobenzene	0.93 U	21 U	20 U	--	20 U	--	20 U
Hexachlorobutadiene (Hexachloro-1,3-butadiene)	--	--	--	--	--	--	--
Hexachlorocyclopentadiene	36 U	35 UJ	110 U	--	110 U	--	110 U
Hexachloroethane	36 U	35 U	12 U	--	12 U	--	12 U
Indeno(1,2,3-c,d)pyrene	--	--	--	--	--	--	--
Isophorone	36 U	35 U	--	--	--	--	--
Naphthalene	--	--	--	--	--	--	--
Nitrobenzene	36 U	35 U	--	--	--	--	--
n-Nitrosodimethylamine	150 U	140 U	--	--	--	--	--
n-Nitrosodi-n-propylamine	36 U	35 U	--	--	--	--	--
n-Nitrosodiphenylamine	36 U	35 U	4.8 U	--	4.8 U	--	4.8 U
Pentachlorophenol	36 U	35 UJ	210 U	--	210 U	--	210 U
Phenanthrene	--	--	--	--	--	--	--
Phenol	150 U	140 U	**74**	--	**1.7**	--	**74**
Pyrene	--	--	--	--	--	--	--
Total Benzofluoranthenes (b,j,k) (U = 0)	--	--	--	--	--	--	--
Total cPAH TEQ (7 minimum CAEPA 2005) (U = 0)	--	--	--	--	--	--	--
Total HPAH (SMS) (U = 0)	--	--	--	--	--	--	--
Total LPAH (SMS) (U = 0)	--	--	--	--	--	--	--
Polycyclic Aromatic Hydrocarbons (mg/kg-OC)							
2-Methylnaphthalene	24 U	33 U	--	--	--	--	--
Acenaphthene	6.2 U	8.3 U	--	--	--	--	--

Table C-5
Sediment Data for Alki Outfall

	476 ALKI9497AL343N CentralBasinPugetSnd Alki ALKI9497 L12040-1 10/15/1997 0 - 2 cm	476 ALKI9497AL343N CentralBasinPugetSnd Alki ALKI9497 L9662-1 10/09/1996 0 - 2 cm	557 ALKIAP-04 CentralBasinPugetSnd Alki ALKI AP-04_19840525 05/25/1984	806 TPPSB160 CentralBasinPugetSnd Alki TPPS B160_19810424 04/24/1981	1004 ALKIAP-05 CentralBasinPugetSnd Alki ALKI AP-05_19840525 05/25/1984	1087 TPPSA160 CentralBasinPugetSnd Alki TPPS A160_19810424 04/24/1981	1166 ALKIAP-01 CentralBasinPugetSnd Alki ALKI AP-01_19840525 05/25/1984
Acenaphthylene	9.1 U	12 U	--	--	--	--	--
Anthracene	9.1 UJ	12 UJ	--	--	--	--	--
Benzo(a)anthracene	9.1 UJ	12 UJ	--	--	--	--	--
Benzo(a)pyrene	15 UJ	21 UJ	--	--	--	--	--
Benzo(b)fluoranthene	24 UJ	33 UJ	--	--	--	--	--
Benzo(g,h,i)perylene	15 UJ	21 UJ	--	--	--	--	--
Benzo(k)fluoranthene	24 UJ	33 UJ	--	--	--	--	--
Chrysene	9.1 U	12 U	--	--	--	--	--
Dibenzo(a,h)anthracene	24 U	33 U	--	--	--	--	--
Dibenzofuran	15 U	21 U	--	--	--	--	--
Fluoranthene	9.1 UJ	12 UJ	--	--	--	--	--
Fluorene	9.1 UJ	12 UJ	--	--	--	--	--
Indeno(1,2,3-c,d)pyrene	15 UJ	21 UJ	--	--	--	--	--
Naphthalene	24 UJ	33 UJ	--	--	--	--	--
Phenanthrene	9.1 UJ	12 UJ	--	--	--	--	--
Pyrene	9.1 UJ	12 UJ	--	--	--	--	--
Total Benzofluoranthenes (b,j,k) (U = 0)	24 UJ	33 UJ	--	--	--	--	--
Total cPAH TEQ (7 minimum CAEPA 2005) (U = 0)	15 UJ	21 UJ	--	--	--	--	--
Total HPAH (SMS) (U = 0)	24 UJ	33 UJ	--	--	--	--	--
Total LPAH (SMS) (U = 0)	24 UJ	33 UJ	--	--	--	--	--
Polycyclic Aromatic Hydrocarbons (µg/kg)							
2-Methylnaphthalene	58 U	55 U	--	--	--	--	--
Acenaphthene	15 U	14 U	**11**	--	3 U	--	3 U
Acenaphthylene	22 U	21 U	**4.8**	--	2.7 U	--	2.7 U
Anthracene	22 UJ	21 UJ	**95**	--	**10**	--	**9.1**
Benzo(a)anthracene	22 UJ	21 UJ	**74**	--	**26**	--	**13**
Benzo(a)pyrene	36 UJ	35 UJ	**100**	--	**21**	--	**25**
Benzo(b)fluoranthene	58 UJ	55 UJ	--	--	--	--	--
Benzo(g,h,i)perylene	36 UJ	35 UJ	**34**	--	**14**	--	**6.5**
Benzo(k)fluoranthene	58 UJ	55 UJ	--	--	--	--	--
Carbazole	36 U	35 U	--	--	--	--	--
Chrysene	22 U	21 U	**100**	--	**44**	--	**21**

Table C-5
Sediment Data for Alki Outfall

	476 ALKI9497AL343N CentralBasinPugetSnd Alki ALKI9497 L12040-1 10/15/1997 0 - 2 cm	476 ALKI9497AL343N CentralBasinPugetSnd Alki ALKI9497 L9662-1 10/09/1996 0 - 2 cm	557 ALKIAP-04 CentralBasinPugetSnd Alki ALKI AP-04_19840525 05/25/1984	806 TPPSB160 CentralBasinPugetSnd Alki TPPS B160_19810424 04/24/1981	1004 ALKIAP-05 CentralBasinPugetSnd Alki ALKI AP-05_19840525 05/25/1984	1087 TPPSA160 CentralBasinPugetSnd Alki TPPS A160_19810424 04/24/1981	1166 ALKIAP-01 CentralBasinPugetSnd Alki ALKI AP-01_19840525 05/25/1984
Dibenzo(a,h)anthracene	58 U	55 U	**3.2**	--	**2.5**	--	34 U
Dibenzofuran	36 U	35 U	--	--	--	--	--
Fluoranthene	22 UJ	21 UJ	**210**	--	**13**	--	**43**
Fluorene	22 UJ	21 UJ	**26**	--	3.4 U	--	**3.9**
Indeno(1,2,3-c,d)pyrene	36 UJ	35 UJ	**1.6**	--	**19**	--	33 U
Naphthalene	58 UJ	55 UJ	1.6 U	--	**6.3**	--	**3.9**
Phenanthrene	22 UJ	21 UJ	**170**	--	**10**	--	**35**
Pyrene	22 UJ	21 UJ	**340**	--	**20**	--	**49**
Total Benzofluoranthenes (b,j,k) (U = 0)	58 UJ	55 UJ	--	--	--	--	--
Total cPAH TEQ (7 minimum CAEPA 2005) (U = 0)	36 UJ	35 UJ	**110**	--	**26**	--	**27**
Total HPAH (SMS) (U = 0)	58 UJ	55 UJ	**860**	--	**160**	--	**160**
Total LPAH (SMS) (U = 0)	58 UJ	55 UJ	**310**	--	**26**	--	**52**
Pesticides (µg/kg)							
4,4'-DDD (p,p'-DDD)	1.7 U	1.7 UJ	0.08 U	--	0.08 U	--	0.08 U
4,4'-DDE (p,p'-DDE)	1.7 UJ	1.7 UJ	**1.6**	--	0.63 U	--	0.65 U
4,4'-DDT (p,p'-DDT)	1.7 U	1.7 U	0.1 U	--	0.1 U	--	0.1 U
Aldrin	1.7 U	1.7 U	--	--	--	--	--
Chlordane	9 U	8.6 U	--	--	--	--	--
Dieldrin	1.7 U	1.7 U	--	--	--	--	--
Endosulfan	1.7 U	1.7 U	--	--	--	--	--
Endosulfan sulfate	1.7 U	1.7 U	--	--	--	--	--
Endrin	1.7 U	1.7 U	--	--	--	--	--
Endrin aldehyde	**-99999 R**	**-99999 R**	--	--	--	--	--
Heptachlor	1.7 U	1.7 U	--	--	--	--	--
Heptachlor epoxide	1.7 U	1.7 U	--	--	--	--	--
Hexachlorocyclohexane (BHC), alpha-	1.7 U	1.7 U	--	--	--	--	--
Hexachlorocyclohexane (BHC), beta-	1.7 U	1.7 U	--	--	--	--	--
Hexachlorocyclohexane (BHC), delta-	1.7 U	1.7 U	--	--	--	--	--
Hexachlorocyclohexane (BHC), gamma- (Lindane)	1.7 U	1.7 U	--	--	--	--	--
Methoxychlor	9 U	8.6 U	--	--	--	--	--
Total 2,4' and 4,4'-DDD,-DDE,-DDT (reported, not calculated)	--	--	**1.8 J**	--	**0.81 J**	--	**0.83 J**
Toxaphene	17 U	17 U	--	--	--	--	--

Table C-5
Sediment Data for Alki Outfall

	476 ALKI9497AL343N CentralBasinPugetSnd Alki ALKI9497 L12040-1 10/15/1997 0 - 2 cm	476 ALKI9497AL343N CentralBasinPugetSnd Alki ALKI9497 L9662-1 10/09/1996 0 - 2 cm	557 ALKIAP-04 CentralBasinPugetSnd Alki ALKI AP-04_19840525 05/25/1984	806 TPPSB160 CentralBasinPugetSnd Alki TPPS B160_19810424 04/24/1981	1004 ALKIAP-05 CentralBasinPugetSnd Alki ALKI AP-05_19840525 05/25/1984	1087 TPPSA160 CentralBasinPugetSnd Alki TPPS A160_19810424 04/24/1981	1166 ALKIAP-01 CentralBasinPugetSnd Alki ALKI AP-01_19840525 05/25/1984
PCB Aroclors (mg/kg-OC)							
Total PCB Aroclors (SMS Marine 2013) (U = 0)	7 UJ	10 U	--	--	--	--	--
PCB Aroclors (µg/kg)							
Aroclor 1016	17 U	17 U	--	--	--	--	--
Aroclor 1221	17 U	17 U	--	--	--	--	--
Aroclor 1232	17 U	17 U	--	--	--	--	--
Aroclor 1242	17 U	17 U	--	--	--	--	--
Aroclor 1248	17 U	17 U	--	--	--	--	--
Aroclor 1254	17 UJ	17 U	--	--	--	--	--
Aroclor 1260	17 U	17 U	--	--	--	--	--
Total PCB (reported, not calculated)	--	--	--	**5.5**	--	**3.4**	--
Total PCB Aroclors (SMS Marine 2013) (U = 0)	17 UJ	17 U	--	--	--	--	--
PCB Congeners (ng/kg)							
Total Petroleum Hydrocarbons (mg/kg)							
Oil and grease	**633**	**1400**	--	--	--	--	--
Pharmaceuticals and Personal Care Products (µg/kg)							
Caffeine	--	--	--	--	--	--	--

Notes:

TOC in range (0.5% - 3.5%)

Detected concentration is greater than SMS_Marine_SCO_SCUMII screening level

Detected concentration is greater than SMS_Marine_CSL_SCUMII screening level

TOC out of range

Detected concentration is greater than AET_Marine_SCO_SCUMII screening level

Detected concentration is greater than AET_Marine_CSL_SCUMII screening level

Bold = Detected result

J = Estimated value

U = Compound analyzed, but not detected above detection limit

UJ = Compound analyzed, but not detected above estimated detection limit

R = Rejected

Table C-6
Sediment Data for 63rd Ave. SW Overflow

				Distance to CSO (ft)	32	115	121	216	222
				Location ID	63ACSO97WS24P	63ACSO97WS112N	63ACSO97WS112S	63ACSO97WS224S	63ACSO97WS224N
				Area	CentralBasinPugetSnd	CentralBasinPugetSnd	CentralBasinPugetSnd	CentralBasinPugetSnd	CentralBasinPugetSnd
				CSO	63rd Ave. SW	63rd Ave. SW	63rd Ave. SW	63rd Ave. SW	63rd Ave. SW
				Task	63ACSO97	63ACSO97	63ACSO97	63ACSO97	63ACSO97
				Sample ID	L12041-3	L12041-2	L12041-4	L12041-5	L12041-1
				Sample Date	10/14/1997	10/14/1997	10/14/1997	10/14/1997	10/14/1997
				Depth	0 - 2 cm	0 - 2 cm	0 - 2 cm	0 - 2 cm	0 - 2 cm
	SMS_Marine_SCO_SCUMII	SMS_Marine_CSL_SCUMII	AET_Marine_SCO_SCUMII	AET_Marine_CSL_SCUMII					
Conventional Parameters (mg/kg)									
Ammonia					**38.6**	**39**	**44.9**	**49.4**	**33.4**
Ammonia as nitrogen					--	--	--	--	--
Sulfide					14 U	14 U	**59.1**	14 U	**15**
Conventional Parameters (pct)									
Total organic carbon					**0.133**	**0.183**	**0.209**	**0.177**	**0.181**
Total solids					**73.8**	**73.6**	**72.8**	**72.7**	**73.9**
Total volatile solids					**0.86**	**0.95**	**1.02**	**1.11**	**0.93**
Grain Size (pct)									
Pebble					--	--	--	--	--
Gravel					**0.43**	0.1 U	**0.78**	0.1 U	0.1 U
Granule (very fine gravel)					--	--	--	--	--
Sand					**98**	**97**	**98**	**99**	**98**
Sand, coarse					--	--	--	--	--
Sand, medium					--	--	--	--	--
Sand, fine					--	--	--	--	--
Sand, very fine					--	--	--	--	--
Silt					0.1 U	0.1 U	0.1 U	0.1 U	0.1 U
Silt, coarse					--	--	--	--	--
Silt, medium					--	--	--	--	--
Silt, fine					--	--	--	--	--
Silt, very fine					--	--	--	--	--
Clay					0.1 U	0.1 U	0.1 U	0.1 U	0.1 U
Clay, coarse					--	--	--	--	--
Clay, medium					--	--	--	--	--
Clay, fine					--	--	--	--	--
Metals (mg/kg)									
Aluminum					**6730 J**	**6300 J**	**6320 J**	**7100 J**	**6280 J**
Antimony					2 UJ	2 UJ	1.9 UJ	2.1 UJ	2 UJ
Arsenic	57	93	57	93	3.3 U	3.4 U	**3.4**	3.4 U	3.4 U
Barium					**13.5**	**11.3**	**12.4**	**18.8**	**12.9**
Beryllium					**0.088**	**0.077**	**0.091**	**0.087**	**0.069**
Cadmium	5.1	6.7	5.1	6.7	0.2 U	0.2 U	0.19 U	0.21 U	0.2 U
Calcium					**3730**	**3150**	**3390**	**3740**	**3440**
Chromium	260	270	260	270	**27.9**	**18.3**	**16.1**	**19.9**	**22.1**

Table C-6
Sediment Data for 63rd Ave. SW Overflow

					Distance to CSO (ft)	32	115	121	216	222
					Location ID	63ACSO97WS24P	63ACSO97WS112N	63ACSO97WS112S	63ACSO97WS224S	63ACSO97WS224N
					Area	CentralBasinPugetSnd	CentralBasinPugetSnd	CentralBasinPugetSnd	CentralBasinPugetSnd	CentralBasinPugetSnd
					CSO	63rd Ave. SW	63rd Ave. SW	63rd Ave. SW	63rd Ave. SW	63rd Ave. SW
					Task	63ACSO97	63ACSO97	63ACSO97	63ACSO97	63ACSO97
					Sample ID	L12041-3	L12041-2	L12041-4	L12041-5	L12041-1
					Sample Date	10/14/1997	10/14/1997	10/14/1997	10/14/1997	10/14/1997
					Depth	0 - 2 cm	0 - 2 cm	0 - 2 cm	0 - 2 cm	0 - 2 cm
	SMS_Marine_SCO_SCUMII	SMS_Marine_CSL_SCUMII	AET_Marine_SCO_SCUMII	AET_Marine_CSL_SCUMII						
Copper	390	390	390	390		**4.21**	**4.44**	**4.22**	**4.15**	**4.38**
Iron						**8810**	**9390**	**8600**	**8830**	**8940**
Lead	450	530	450	530		**3.4**	**3.1**	**2.6**	**3.7**	**3.4**
Magnesium						**3960**	**4120**	**4010**	**4090**	**4060**
Manganese						**168**	**140**	**134**	**149**	**139**
Mercury	0.41	0.59	0.41	0.59		0.026 U	0.027 U	0.026 U	0.026 U	0.027 U
Molybdenum						1.3 U	1.3 U	1.3 U	1.4 U	1.4 U
Nickel						**17.1**	**18.3**	**17**	**18**	**19.2**
Potassium						**843**	**796**	**867**	**886**	**805**
Selenium						3.3 U	3.4 U	3.3 U	3.4 U	3.4 U
Silver	6.1	6.1	6.1	6.1		0.26 U	0.27 U	0.26 U	0.28 U	0.27 U
Sodium						**3800 J**	**3400 J**	**3800 J**	**3600 J**	**4200 J**
Thallium						13 U	13 U	13 U	14 U	14 U
Zinc	410	960	410	960		**18.6**	**20.2**	**18.4**	**20.2**	**19.4**
Organometallic Compounds (µg/kg)										
Butyltin (n-Butyltin)						2.3 U	2.3 U	2.3 U	2.3 U	2.3 U
Dibutyltin						0.47 U	0.48 U	0.48 U	0.48 U	0.47 U
Tetrabutyltin						0.54 U	0.54 U	0.55 U	0.55 U	0.54 U
Tributyltin						0.28 U	0.29 U	0.29 U	0.29 U	0.28 U
Volatile Organics (mg/kg-OC)										
Hexachlorobutadiene (Hexachloro-1,3-butadiene)	3.9	6.2				28 U	20 U	18 U	21 U	20 U
Volatile Organics (µg/kg)										
Ethylbenzene						--	--	--	--	--
Hexachlorobutadiene (Hexachloro-1,3-butadiene)			11	120		37 U	37 U	37 U	37 U	37 U
Tetrachloroethene (PCE)						--	--	--	--	--
Semivolatile Organics (mg/kg-OC)										
1,2,4-Trichlorobenzene	0.81	1.8				0.7 U	0.51 U	0.45 U	0.54 U	0.51 U
1,2-Dichlorobenzene	2.3	2.3				0.7 UJ	0.51 UJ	0.45 UJ	0.54 UJ	0.51 UJ
1,4-Dichlorobenzene	3.1	9				0.7 UJ	0.51 UJ	0.45 UJ	0.54 UJ	0.51 UJ
2-Methylnaphthalene	38	64				--	--	--	--	--
Acenaphthene	16	57				--	--	--	--	--
Acenaphthylene	66	66				--	--	--	--	--
Anthracene	220	1200				--	--	--	--	--
Benzo(a)anthracene	110	270				--	--	--	--	--
Benzo(a)pyrene	99	210				--	--	--	--	--

Table C-6
Sediment Data for 63rd Ave. SW Overflow

				Distance to CSO (ft)	32	115	121	216	222
				Location ID	63ACSO97WS24P	63ACSO97WS112N	63ACSO97WS112S	63ACSO97WS224S	63ACSO97WS224N
				Area	CentralBasinPugetSnd	CentralBasinPugetSnd	CentralBasinPugetSnd	CentralBasinPugetSnd	CentralBasinPugetSnd
				CSO	63rd Ave. SW	63rd Ave. SW	63rd Ave. SW	63rd Ave. SW	63rd Ave. SW
				Task	63ACSO97	63ACSO97	63ACSO97	63ACSO97	63ACSO97
				Sample ID	L12041-3	L12041-2	L12041-4	L12041-5	L12041-1
				Sample Date	10/14/1997	10/14/1997	10/14/1997	10/14/1997	10/14/1997
				Depth	0 - 2 cm	0 - 2 cm	0 - 2 cm	0 - 2 cm	0 - 2 cm
	SMS_Marine_SCO_SCUMII	SMS_Marine_CSL_SCUMII	AET_Marine_SCO_SCUMII	AET_Marine_CSL_SCUMII					
Benzo(b)fluoranthene					--	--	--	--	--
Benzo(g,h,i)perylene	31	78			--	--	--	--	--
Benzo(k)fluoranthene					--	--	--	--	--
bis(2-Ethylhexyl)phthalate	47	78			17 U	12 U	11 U	12 U	**15**
Butylbenzyl phthalate	4.9	64			17 U	12 U	11 U	12 U	12 U
Chrysene	110	460			--	--	--	--	--
Dibenzo(a,h)anthracene	12	33			--	--	--	--	--
Dibenzofuran	15	58			--	--	--	--	--
Diethyl phthalate	61	110			28 U	20 U	18 U	21 U	20 U
Dimethyl phthalate	53	53			11 U	8.2 U	7.2 U	8.5 U	8.3 U
Di-n-butyl phthalate	220	1700			28 U	20 U	18 U	21 U	20 U
Di-n-octyl phthalate	58	4500			17 U	12 U	11 U	12 U	12 U
Fluoranthene	160	1200			--	--	--	--	--
Fluorene	23	79			--	--	--	--	--
Hexachlorobenzene	0.38	2.3			0.7 U	0.51 U	0.45 U	0.54 U	0.51 U
Hexachlorobutadiene (Hexachloro-1,3-butadiene)	3.9	6.2			--	--	--	--	--
Indeno(1,2,3-c,d)pyrene	34	88			--	--	--	--	--
Naphthalene	99	170			--	--	--	--	--
n-Nitrosodiphenylamine	11	11			28 U	20 U	18 U	21 U	20 U
Phenanthrene	100	480			--	--	--	--	--
Pyrene	1000	1400			--	--	--	--	--
Total Benzofluoranthenes (b,j,k) (U = 0)	230	450			--	--	--	--	--
Total cPAH TEQ (7 minimum CAEPA 2005) (U = 0)					--	--	--	--	--
Total HPAH (SMS) (U = 0)	960	5300			--	--	--	--	--
Total LPAH (SMS) (U = 0)	370	780			--	--	--	--	--
Semivolatile Organics (µg/kg)									
1,2,4-Trichlorobenzene			31	51	0.93 U	0.94 U	0.95 U	0.95 U	0.93 U
1,2-Dichlorobenzene			35	50	0.93 UJ	0.94 UJ	0.95 UJ	0.95 UJ	0.93 UJ
1,2-Diphenylhydrazine					72 U	72 U	73 U	73 U	72 U
1,3-Dichlorobenzene					0.93 UJ	0.94 UJ	0.95 UJ	0.95 UJ	0.93 UJ
1,4-Dichlorobenzene			110	110	0.93 UJ	0.94 UJ	0.95 UJ	0.95 UJ	0.93 UJ
2,2'-Oxybis (1-chloropropane)					72 U	72 U	73 U	73 U	72 U
2,2'-Oxybis (2-chloropropane)					--	--	--	--	--
2,4,5-Trichlorophenol					150 U	150 U	150 U	150 U	150 U
2,4,6-Trichlorophenol					150 U	150 U	150 U	150 U	150 U

Table C-6
Sediment Data for 63rd Ave. SW Overflow

					Distance to CSO (ft)	32	115	121	216	222
					Location ID	63ACSO97WS24P	63ACSO97WS112N	63ACSO97WS112S	63ACSO97WS224S	63ACSO97WS224N
					Area	CentralBasinPugetSnd	CentralBasinPugetSnd	CentralBasinPugetSnd	CentralBasinPugetSnd	CentralBasinPugetSnd
					CSO	63rd Ave. SW	63rd Ave. SW	63rd Ave. SW	63rd Ave. SW	63rd Ave. SW
					Task	63ACSO97	63ACSO97	63ACSO97	63ACSO97	63ACSO97
					Sample ID	L12041-3	L12041-2	L12041-4	L12041-5	L12041-1
					Sample Date	10/14/1997	10/14/1997	10/14/1997	10/14/1997	10/14/1997
					Depth	0 - 2 cm	0 - 2 cm	0 - 2 cm	0 - 2 cm	0 - 2 cm
	SMS_Marine_SCO_SCUMII	SMS_Marine_CSL_SCUMII	AET_Marine_SCO_SCUMII	AET_Marine_CSL_SCUMII						
2,4-Dichlorophenol						37 U	37 U	37 U	37 U	37 U
2,4-Dimethylphenol	29	29	29	29		37 UJ	37 UJ	37 UJ	37 UJ	37 UJ
2,4-Dinitrophenol						72 UJ	72 UJ	73 UJ	73 UJ	72 UJ
2,4-Dinitrotoluene						15 U	15 U	15 U	15 U	15 U
2,6-Dinitrotoluene						15 U	15 U	15 U	15 U	15 U
2-Chloronaphthalene						22 U	22 U	22 U	22 U	22 U
2-Chlorophenol						72 U	72 U	73 U	73 U	72 U
2-Methylbenzophenone						--	--	--	--	--
2-Methylnaphthalene			670	670		--	--	--	--	--
2-Methylphenol (o-Cresol)	63	63	63	63		37 U	37 U	37 U	37 U	37 U
2-Nitroaniline						150 U	150 U	150 U	150 U	150 U
2-Nitrophenol						37 U	37 U	37 U	37 U	37 U
3,3'-Dichlorobenzidine						37 U	37 U	37 U	37 U	37 U
3-Nitroaniline						150 U	150 U	150 U	150 U	150 U
4-Bromophenyl-phenyl ether						15 U	15 U	15 U	15 U	15 U
4-Chloro-3-methylphenol						72 U	72 U	73 U	73 U	72 U
4-Chloroaniline						72 UJ	72 UJ	73 UJ	73 UJ	72 UJ
4-Chlorophenyl phenyl ether						22 U	22 U	22 U	22 U	22 U
4-Methylbenzophenone						--	--	--	--	--
4-Methylphenol (p-Cresol)	670	670	670	670		37 U	37 U	37 U	37 U	37 U
4-Nitroaniline						150 U	150 U	150 U	150 U	150 U
4-Nitrophenol						72 U	72 U	73 U	73 U	72 U
Acenaphthene			500	500		--	--	--	--	--
Acenaphthylene			1300	1300		--	--	--	--	--
Aniline						72 UJ	72 UJ	73 UJ	73 UJ	72 UJ
Anthracene			960	960		--	--	--	--	--
Benzidine						**R**	**R**	**R**	**R**	**R**
Benzo(a)anthracene			1300	1600		--	--	--	--	--
Benzo(a)pyrene			1600	1600		--	--	--	--	--
Benzo(b)fluoranthene						--	--	--	--	--
Benzo(g,h,i)perylene			670	720		--	--	--	--	--
Benzo(k)fluoranthene						--	--	--	--	--
Benzoic acid	650	650	650	650		**R**	**R**	**R**	**R**	**R**
Benzyl alcohol	57	73	57	73		37 U	37 U	37 U	37 U	37 U
bis(2-Chloroethoxy)methane						37 U	37 U	37 U	37 U	37 U

Table C-6
Sediment Data for 63rd Ave. SW Overflow

				Distance to CSO (ft)	32	115	121	216	222
				Location ID	63ACSO97WS24P	63ACSO97WS112N	63ACSO97WS112S	63ACSO97WS224S	63ACSO97WS224N
				Area	CentralBasinPugetSnd	CentralBasinPugetSnd	CentralBasinPugetSnd	CentralBasinPugetSnd	CentralBasinPugetSnd
				CSO	63rd Ave. SW	63rd Ave. SW	63rd Ave. SW	63rd Ave. SW	63rd Ave. SW
				Task	63ACSO97	63ACSO97	63ACSO97	63ACSO97	63ACSO97
				Sample ID	L12041-3	L12041-2	L12041-4	L12041-5	L12041-1
				Sample Date	10/14/1997	10/14/1997	10/14/1997	10/14/1997	10/14/1997
				Depth	0 - 2 cm	0 - 2 cm	0 - 2 cm	0 - 2 cm	0 - 2 cm
	SMS_Marine_SCO_SCUMII	SMS_Marine_CSL_SCUMII	AET_Marine_SCO_SCUMII	AET_Marine_CSL_SCUMII					
bis(2-Chloroethyl)ether					22 U	22 U	22 U	22 U	22 U
bis(2-Ethylhexyl)phthalate			1300	3100	22 U	22 U	22 U	22 U	**28**
Butylbenzyl phthalate			63	900	22 U	22 U	22 U	22 U	22 U
Carbazole					--	--	--	--	--
Chrysene			1400	2800	--	--	--	--	--
Coprostanol (Cholestan-3-ol (3B, 5B))					370 U	370 U	370 U	370 U	370 U
Dibenzo(a,h)anthracene			230	230	--	--	--	--	--
Dibenzofuran			540	540	--	--	--	--	--
Diethyl phthalate			200	1200	37 U	37 U	37 U	37 U	37 U
Dimethyl phthalate			71	160	15 U	15 U	15 U	15 U	15 U
Di-n-butyl phthalate			1400	1400	37 U	37 U	37 U	37 U	37 U
Dinitro-o-cresol (4,6-Dinitro-2-methylphenol)					72 U	72 U	73 U	73 U	72 U
Di-n-octyl phthalate			6200	6200	22 U	22 U	22 U	22 U	22 U
Fluoranthene			1700	2500	--	--	--	--	--
Fluorene			540	540	--	--	--	--	--
Hexachlorobenzene			22	70	0.93 U	0.94 U	0.95 U	0.95 U	0.93 U
Hexachlorobutadiene (Hexachloro-1,3-butadiene)			11	120	--	--	--	--	--
Hexachlorocyclopentadiene					37 U	37 U	37 U	37 U	37 U
Hexachloroethane					37 U	37 U	37 U	37 U	37 U
Indeno(1,2,3-c,d)pyrene			600	690	--	--	--	--	--
Isophorone					37 U	37 U	37 U	37 U	37 U
Naphthalene			2100	2100	--	--	--	--	--
Nitrobenzene					37 U	37 U	37 U	37 U	37 U
n-Nitrosodimethylamine					150 U	150 U	150 U	150 U	150 U
n-Nitrosodi-n-propylamine					37 U	37 U	37 U	37 U	37 U
n-Nitrosodiphenylamine			28	40	37 U	37 U	37 U	37 U	37 U
Pentachlorophenol	360	690	360	690	37 U	37 U	37 U	37 U	37 U
Phenanthrene			1500	1500	--	--	--	--	--
Phenol	420	1200	420	1200	150 U	150 U	150 U	150 U	150 U
Pyrene			2600	3300	--	--	--	--	--
Pyridine					--	--	--	--	--
Total Benzofluoranthenes (b,j,k) (U = 0)			3200	3600	--	--	--	--	--
Total cPAH TEQ (7 minimum CAEPA 2005) (U = 0)					--	--	--	--	--
Total HPAH (SMS) (U = 0)			12000	17000	--	--	--	--	--
Total LPAH (SMS) (U = 0)			5200	5200	--	--	--	--	--

Table C-6
Sediment Data for 63rd Ave. SW Overflow

				Distance to CSO (ft)	32	115	121	216	222
				Location ID	63ACSO97WS24P	63ACSO97WS112N	63ACSO97WS112S	63ACSO97WS224S	63ACSO97WS224N
				Area	CentralBasinPugetSnd	CentralBasinPugetSnd	CentralBasinPugetSnd	CentralBasinPugetSnd	CentralBasinPugetSnd
				CSO	63rd Ave. SW	63rd Ave. SW	63rd Ave. SW	63rd Ave. SW	63rd Ave. SW
				Task	63ACSO97	63ACSO97	63ACSO97	63ACSO97	63ACSO97
				Sample ID	L12041-3	L12041-2	L12041-4	L12041-5	L12041-1
				Sample Date	10/14/1997	10/14/1997	10/14/1997	10/14/1997	10/14/1997
				Depth	0 - 2 cm	0 - 2 cm	0 - 2 cm	0 - 2 cm	0 - 2 cm
	SMS_Marine_SCO_SCUMII	SMS_Marine_CSL_SCUMII	AET_Marine_SCO_SCUMII	AET_Marine_CSL_SCUMII					
Polycyclic Aromatic Hydrocarbons (mg/kg-OC)									
2-Methylnaphthalene	38	64			44 U	32 U	28 U	33 U	32 U
Acenaphthene	16	57			11 U	8.2 U	7.2 U	8.5 U	8.3 U
Acenaphthylene	66	66			17 U	12 U	11 U	12 U	12 U
Anthracene	220	1200			17 UJ	12 UJ	11 UJ	12 UJ	12 UJ
Benzo(a)anthracene	110	270			**17**	**12**	**11**	**12**	**13**
Benzo(a)pyrene	99	210			28 UJ	20 UJ	18 UJ	21 UJ	20 UJ
Benzo(b)fluoranthene					44 U	32 U	28 U	33 U	32 U
Benzo(g,h,i)perylene	31	78			28 UJ	20 UJ	18 UJ	21 UJ	20 UJ
Benzo(k)fluoranthene					44 UJ	32 UJ	28 UJ	33 UJ	32 UJ
Chrysene	110	460			**17**	**12**	**11**	**12**	**12**
Dibenzo(a,h)anthracene	12	33			44 U	32 U	28 U	33 U	32 U
Dibenzofuran	15	58			28 U	20 U	18 U	21 U	20 U
Fluoranthene	160	1200			17 UJ	12 UJ	11 UJ	12 UJ	12 UJ
Fluorene	23	79			17 UJ	12 UJ	11 UJ	12 UJ	12 UJ
Indeno(1,2,3-c,d)pyrene	34	88			28 UJ	20 UJ	18 UJ	21 UJ	20 UJ
Naphthalene	99	170			44 UJ	32 UJ	28 UJ	33 UJ	32 UJ
Phenanthrene	100	480			17 UJ	12 UJ	11 UJ	12 UJ	12 UJ
Pyrene	1000	1400			17 UJ	12 UJ	11 UJ	12 UJ	12 UJ
Total Benzofluoranthenes (b,j,k) (U = 0)	230	450			44 UJ	32 UJ	28 UJ	33 UJ	32 UJ
Total cPAH TEQ (7 minimum CAEPA 2005) (U = 0)					**1.8 J**	**1.3 J**	**1.2 J**	**1.4 J**	**1.4 J**
Total HPAH (SMS) (U = 0)	960	5300			**33 J**	**24 J**	**21 J**	**25 J**	**25 J**
Total LPAH (SMS) (U = 0)	370	780			44 UJ	32 UJ	28 UJ	33 UJ	32 UJ
Polycyclic Aromatic Hydrocarbons (µg/kg)									
2-Methylnaphthalene			670	670	58 U	58 U	59 U	59 U	58 U
Acenaphthene			500	500	15 U	15 U	15 U	15 U	15 U
Acenaphthylene			1300	1300	22 U	22 U	22 U	22 U	22 U
Anthracene			960	960	22 UJ	22 UJ	22 UJ	22 UJ	22 UJ
Benzo(a)anthracene			1300	1600	**22**	**22**	**22**	**22**	**24**
Benzo(a)anthracene/chrysene					--	--	--	--	--
Benzo(a)pyrene			1600	1600	37 UJ	37 UJ	37 UJ	37 UJ	37 UJ
Benzo(b)fluoranthene					58 U	58 U	59 U	59 U	58 U
Benzo(g,h,i)perylene			670	720	37 UJ	37 UJ	37 UJ	37 UJ	37 UJ
Benzo(k)fluoranthene					58 UJ	58 UJ	59 UJ	59 UJ	58 UJ
Carbazole					37 U	37 U	37 U	37 U	37 U

Table C-6
Sediment Data for 63rd Ave. SW Overflow

				Distance to CSO (ft)	32	115	121	216	222
				Location ID	63ACSO97WS24P	63ACSO97WS112N	63ACSO97WS112S	63ACSO97WS224S	63ACSO97WS224N
				Area	CentralBasinPugetSnd	CentralBasinPugetSnd	CentralBasinPugetSnd	CentralBasinPugetSnd	CentralBasinPugetSnd
				CSO	63rd Ave. SW	63rd Ave. SW	63rd Ave. SW	63rd Ave. SW	63rd Ave. SW
				Task	63ACSO97	63ACSO97	63ACSO97	63ACSO97	63ACSO97
				Sample ID	L12041-3	L12041-2	L12041-4	L12041-5	L12041-1
				Sample Date	10/14/1997	10/14/1997	10/14/1997	10/14/1997	10/14/1997
				Depth	0 - 2 cm	0 - 2 cm	0 - 2 cm	0 - 2 cm	0 - 2 cm
	SMS_Marine_SCO_SCUMII	SMS_Marine_CSL_SCUMII	AET_Marine_SCO_SCUMII	AET_Marine_CSL_SCUMII					
Chrysene			1400	2800	**22**	**22**	**22**	**22**	**22**
Dibenzo(a,h)anthracene			230	230	58 U	58 U	59 U	59 U	58 U
Dibenzofuran			540	540	37 U	37 U	37 U	37 U	37 U
Fluoranthene			1700	2500	22 UJ	22 UJ	22 UJ	22 UJ	22 UJ
Fluorene			540	540	22 UJ	22 UJ	22 UJ	22 UJ	22 UJ
Indeno(1,2,3-c,d)pyrene			600	690	37 UJ	37 UJ	37 UJ	37 UJ	37 UJ
Naphthalene			2100	2100	58 UJ	58 UJ	59 UJ	59 UJ	58 UJ
Phenanthrene			1500	1500	22 UJ	22 UJ	22 UJ	22 UJ	22 UJ
Pyrene			2600	3300	22 UJ	22 UJ	22 UJ	22 UJ	22 UJ
Total Benzofluoranthenes (b,j,k) (U = 0)			3200	3600	58 UJ	58 UJ	59 UJ	59 UJ	58 UJ
Total cPAH TEQ (7 minimum CAEPA 2005) (U = 0)					**2.4 J**	**2.4 J**	**2.4 J**	**2.4 J**	**2.6 J**
Total HPAH (SMS) (U = 0)			12000	17000	**44 J**	**44 J**	**44 J**	**44 J**	**46 J**
Total LPAH (SMS) (U = 0)			5200	5200	58 UJ	58 UJ	59 UJ	59 UJ	58 UJ
Pesticides (µg/kg)									
4,4'-DDD (p,p'-DDD)					1.8 UJ	1.8 UJ	1.8 UJ	1.8 UJ	1.8 UJ
4,4'-DDE (p,p'-DDE)					1.8 UJ	1.8 UJ	1.8 UJ	1.8 UJ	1.8 UJ
4,4'-DDT (p,p'-DDT)					1.8 U	1.8 U	1.8 U	1.8 U	1.8 U
Aldrin					1.8 U	1.8 U	1.8 U	1.8 U	1.8 U
Chlordane					9.1 U	9.1 U	9.2 U	9.2 U	9.1 U
Chlordane, alpha- (Chlordane, cis-)					--	--	--	--	--
Chlordane, gamma-					--	--	--	--	--
Dieldrin					1.8 U	1.8 U	1.8 U	1.8 U	1.8 U
Endosulfan					1.8 U	1.8 U	1.8 U	1.8 U	1.8 U
Endosulfan sulfate					1.8 UJ	1.8 UJ	1.8 UJ	1.8 UJ	1.8 UJ
Endosulfan, alpha- (I)					--	--	--	--	--
Endosulfan, beta (II)					--	--	--	--	--
Endrin					1.8 U	1.8 U	1.8 U	1.8 U	1.8 U
Endrin aldehyde					**R**	**R**	**R**	**R**	**R**
Heptachlor					1.8 U	1.8 U	1.8 U	1.8 U	1.8 U
Heptachlor epoxide					1.8 U	1.8 U	1.8 U	1.8 U	1.8 U
Hexachlorocyclohexane (BHC), alpha-					1.8 U	1.8 U	1.8 U	1.8 U	1.8 U
Hexachlorocyclohexane (BHC), beta-					1.8 U	1.8 U	1.8 U	1.8 U	1.8 U
Hexachlorocyclohexane (BHC), delta-					1.8 UJ	1.8 UJ	1.8 UJ	1.8 UJ	1.8 UJ
Hexachlorocyclohexane (BHC), gamma- (Lindane)					1.8 U	1.8 U	1.8 U	1.8 U	1.8 U
Methoxychlor					9.1 U	9.1 U	9.2 U	9.2 U	9.1 U

Table C-6
Sediment Data for 63rd Ave. SW Overflow

				Distance to CSO (ft)	32	115	121	216	222
				Location ID	63ACSO97WS24P	63ACSO97WS112N	63ACSO97WS112S	63ACSO97WS224S	63ACSO97WS224N
				Area	CentralBasinPugetSnd	CentralBasinPugetSnd	CentralBasinPugetSnd	CentralBasinPugetSnd	CentralBasinPugetSnd
				CSO	63rd Ave. SW	63rd Ave. SW	63rd Ave. SW	63rd Ave. SW	63rd Ave. SW
				Task	63ACSO97	63ACSO97	63ACSO97	63ACSO97	63ACSO97
				Sample ID	L12041-3	L12041-2	L12041-4	L12041-5	L12041-1
				Sample Date	10/14/1997	10/14/1997	10/14/1997	10/14/1997	10/14/1997
				Depth	0 - 2 cm	0 - 2 cm	0 - 2 cm	0 - 2 cm	0 - 2 cm
	SMS_Marine_SCO_SCUMII	SMS_Marine_CSL_SCUMII	AET_Marine_SCO_SCUMII	AET_Marine_CSL_SCUMII					
Total 2,4' and 4,4'-DDD,-DDE,-DDT (reported, not calculated)					--	--	--	--	--
Toxaphene					18 U	18 U	18 U	18 U	18 U
PCB Aroclors (mg/kg-OC)									
Total PCB Aroclors (SMS Marine 2013) (U = 0)	12	65			14 UJ	9.8 UJ	8.6 UJ	10 UJ	9.9 UJ
PCB Aroclors (µg/kg)									
Aroclor 1016					18 U	18 U	18 U	18 U	18 U
Aroclor 1221					18 U	18 U	18 U	18 U	18 U
Aroclor 1232					18 U	18 U	18 U	18 U	18 U
Aroclor 1242					18 U	18 U	18 U	18 U	18 U
Aroclor 1248					18 U	18 U	18 U	18 U	18 U
Aroclor 1254					18 UJ	18 UJ	18 UJ	18 UJ	18 UJ
Aroclor 1260					18 U	18 U	18 U	18 U	18 U
Total PCB Aroclors (SMS Marine 2013) (U = 0)			130	1000	18 UJ	18 UJ	18 UJ	18 UJ	18 UJ
Total Petroleum Hydrocarbons (mg/kg)									
Oil and grease					**1040**	**1030**	**1110**	**1060**	**1040**
Pharmaceuticals and Personal Care Products (µg/kg)									
Caffeine					--	--	--	--	--

Table C-6
Sediment Data for 63rd Ave. SW Overflow

					Distance to CSO (ft)	748	941	941	941
					Location ID	ALKIAP-02	ALKI9497LSKS01	ALKI9497LSKS01	ALKI9497LSKS01
					Area	CentralBasinPugetSnd	CentralBasinPugetSnd	CentralBasinPugetSnd	CentralBasinPugetSnd
					CSO	63rd Ave. SW	63rd Ave. SW	63rd Ave. SW	63rd Ave. SW
					Task	ALKI	ALKI9497	ALKI9497	ALKI9497
					Sample ID	AP-02_19840525	ALKI9497LSKS01_L5669-2	ALKI9497LSKS01_L6084-2	L4128-4
					Sample Date	05/25/1984	03/20/1995	05/16/1995	07/18/1994
					Depth				
	SMS_Marine_SCO_SCUMII	SMS_Marine_CSL_SCUMII	AET_Marine_SCO_SCUMII	AET_Marine_CSL_SCUMII					
Conventional Parameters (mg/kg)									
Ammonia					--	--	--	--	
Ammonia as nitrogen					--	--	--	--	
Sulfide					--	--	--	--	
Conventional Parameters (pct)									
Total organic carbon					--	**0.13**	**0.0719**	**0.121**	
Total solids					--	**80.9**	**79.4**	**81.1**	
Total volatile solids					**1**	--	--	--	
Grain Size (pct)									
Pebble					--	--	--	--	
Gravel					--	**0.5**	**1.3**	**0.6**	
Granule (very fine gravel)					--	--	--	--	
Sand					--	**94.8**	**95.7**	**93.6**	
Sand, coarse					--	--	--	--	
Sand, medium					--	--	--	--	
Sand, fine					--	--	--	--	
Sand, very fine					--	--	--	--	
Silt					**0.6**	**4**	**2.3**	**3.5**	
Silt, coarse					--	--	--	--	
Silt, medium					--	--	--	--	
Silt, fine					--	--	--	--	
Silt, very fine					--	--	--	--	
Clay					--	**0.6**	**0.7**	**1.9**	
Clay, coarse					--	--	--	--	
Clay, medium					--	--	--	--	
Clay, fine					--	--	--	--	
Metals (mg/kg)									
Aluminum					--	--	--	--	
Antimony					0.05 U	--	--	3.3 U	
Arsenic	57	93	57	93	**9.3**	--	--	**8**	
Barium					--	--	--	--	
Beryllium					--	--	--	0.11 U	
Cadmium	5.1	6.7	5.1	6.7	0.21 U	--	--	0.33 U	
Calcium					--	--	--	--	
Chromium	260	270	260	270	**24**	--	--	**20.5**	

Table C-6
Sediment Data for 63rd Ave. SW Overflow

					Distance to CSO (ft)	748	941	941	941
					Location ID	ALKIAP-02	ALKI9497LSKS01	ALKI9497LSKS01	ALKI9497LSKS01
					Area	CentralBasinPugetSnd	CentralBasinPugetSnd	CentralBasinPugetSnd	CentralBasinPugetSnd
					CSO	63rd Ave. SW	63rd Ave. SW	63rd Ave. SW	63rd Ave. SW
					Task	ALKI	ALKI9497	ALKI9497	ALKI9497
					Sample ID	AP-02_19840525	ALKI9497LSKS01_L5669-2	ALKI9497LSKS01_L6084-2	L4128-4
					Sample Date	05/25/1984	03/20/1995	05/16/1995	07/18/1994
					Depth				
	SMS_Marine_SCO_SCUMII	SMS_Marine_CSL_SCUMII	AET_Marine_SCO_SCUMII	AET_Marine_CSL_SCUMII				
Copper	390	390	390	390	**4.2**	--	--	**10.1**
Iron					--	--	--	--
Lead	450	530	450	530	**5.8**	--	--	**12**
Magnesium					--	--	--	--
Manganese					--	--	--	--
Mercury	0.41	0.59	0.41	0.59	0.012 U	--	--	0.025 U
Molybdenum					--	--	--	--
Nickel					**17**	--	--	**19.1**
Potassium					--	--	--	--
Selenium					--	--	--	5.4 U
Silver	6.1	6.1	6.1	6.1	**0.26**	--	--	0.44 U
Sodium					--	--	--	--
Thallium					--	--	--	22 U
Zinc	410	960	410	960	**21**	--	--	**44**
Organometallic Compounds (µg/kg)								
Butyltin (n-Butyltin)					--	--	--	--
Dibutyltin					--	--	--	--
Tetrabutyltin					--	--	--	--
Tributyltin					--	--	--	--
Volatile Organics (mg/kg-OC)								
Hexachlorobutadiene (Hexachloro-1,3-butadiene)	3.9	6.2			--	--	--	27 U
Volatile Organics (µg/kg)								
Ethylbenzene					5 U	--	--	--
Hexachlorobutadiene (Hexachloro-1,3-butadiene)			11	120	0.31 U	--	--	33 U
Tetrachloroethene (PCE)					**0.04**	--	--	--
Semivolatile Organics (mg/kg-OC)								
1,2,4-Trichlorobenzene	0.81	1.8			--	--	--	20 U
1,2-Dichlorobenzene	2.3	2.3			--	--	--	20 U
1,4-Dichlorobenzene	3.1	9			--	--	--	20 U
2-Methylnaphthalene	38	64			--	--	--	--
Acenaphthene	16	57			--	--	--	--
Acenaphthylene	66	66			--	--	--	--
Anthracene	220	1200			--	--	--	--
Benzo(a)anthracene	110	270			--	--	--	--
Benzo(a)pyrene	99	210			--	--	--	--

Table C-6
Sediment Data for 63rd Ave. SW Overflow

					Distance to CSO (ft)	748	941	941	941
					Location ID	ALKIAP-02	ALKI9497LSKS01	ALKI9497LSKS01	ALKI9497LSKS01
					Area	CentralBasinPugetSnd	CentralBasinPugetSnd	CentralBasinPugetSnd	CentralBasinPugetSnd
					CSO	63rd Ave. SW	63rd Ave. SW	63rd Ave. SW	63rd Ave. SW
					Task	ALKI	ALKI9497	ALKI9497	ALKI9497
					Sample ID	AP-02_19840525	ALKI9497LSKS01_L5669-2	ALKI9497LSKS01_L6084-2	L4128-4
					Sample Date	05/25/1984	03/20/1995	05/16/1995	07/18/1994
					Depth				
	SMS_Marine_SCO_SCUMII	SMS_Marine_CSL_SCUMII	AET_Marine_SCO_SCUMII	AET_Marine_CSL_SCUMII				
Benzo(b)fluoranthene					--	--	--	--
Benzo(g,h,i)perylene	31	78			--	--	--	--
Benzo(k)fluoranthene					--	--	--	--
bis(2-Ethylhexyl)phthalate	47	78			--	--	--	**28**
Butylbenzyl phthalate	4.9	64			--	--	--	20 U
Chrysene	110	460			--	--	--	--
Dibenzo(a,h)anthracene	12	33			--	--	--	--
Dibenzofuran	15	58			--	--	--	--
Diethyl phthalate	61	110			--	--	--	27 U
Dimethyl phthalate	53	53			--	--	--	12 U
Di-n-butyl phthalate	220	1700			--	--	--	27 U
Di-n-octyl phthalate	58	4500			--	--	--	20 U
Fluoranthene	160	1200			--	--	--	--
Fluorene	23	79			--	--	--	--
Hexachlorobenzene	0.38	2.3			--	--	--	20 U
Hexachlorobutadiene (Hexachloro-1,3-butadiene)	3.9	6.2			--	--	--	--
Indeno(1,2,3-c,d)pyrene	34	88			--	--	--	--
Naphthalene	99	170			--	--	--	--
n-Nitrosodiphenylamine	11	11			--	--	--	27 U
Phenanthrene	100	480			--	--	--	--
Pyrene	1000	1400			--	--	--	--
Total Benzofluoranthenes (b,j,k) (U = 0)	230	450			--	--	--	--
Total cPAH TEQ (7 minimum CAEPA 2005) (U = 0)					--	--	--	--
Total HPAH (SMS) (U = 0)	960	5300			--	--	--	--
Total LPAH (SMS) (U = 0)	370	780			--	--	--	--
Semivolatile Organics (µg/kg)								
1,2,4-Trichlorobenzene			31	51	10 U	--	--	20 U
1,2-Dichlorobenzene			35	50	3.5 U	--	--	20 U
1,2-Diphenylhydrazine					5.8 U	--	--	65 U
1,3-Dichlorobenzene					**4**	--	--	20 U
1,4-Dichlorobenzene			110	110	**2.7**	--	--	20 U
2,2'-Oxybis (1-chloropropane)					--	--	--	65 U
2,2'-Oxybis (2-chloropropane)					--	--	--	--
2,4,5-Trichlorophenol					--	--	--	140 U
2,4,6-Trichlorophenol					23 U	--	--	140 U

Table C-6
Sediment Data for 63rd Ave. SW Overflow

					Distance to CSO (ft)	748	941	941	941
					Location ID	ALKIAP-02	ALKI9497LSKS01	ALKI9497LSKS01	ALKI9497LSKS01
					Area	CentralBasinPugetSnd	CentralBasinPugetSnd	CentralBasinPugetSnd	CentralBasinPugetSnd
					CSO	63rd Ave. SW	63rd Ave. SW	63rd Ave. SW	63rd Ave. SW
					Task	ALKI	ALKI9497	ALKI9497	ALKI9497
					Sample ID	AP-02_19840525	ALKI9497LSKS01_L5669-2	ALKI9497LSKS01_L6084-2	L4128-4
					Sample Date	05/25/1984	03/20/1995	05/16/1995	07/18/1994
					Depth				
	SMS_Marine_SCO_SCUMII	SMS_Marine_CSL_SCUMII	AET_Marine_SCO_SCUMII	AET_Marine_CSL_SCUMII				
2,4-Dichlorophenol					--	--	--	33 U
2,4-Dimethylphenol	29	29	29	29	5 U	--	--	33 U
2,4-Dinitrophenol					--	--	--	65 U
2,4-Dinitrotoluene					--	--	--	14 U
2,6-Dinitrotoluene					230 U	--	--	14 U
2-Chloronaphthalene					--	--	--	20 U
2-Chlorophenol					--	--	--	65 U
2-Methylbenzophenone					--	--	--	--
2-Methylnaphthalene			670	670	--	--	--	--
2-Methylphenol (o-Cresol)	63	63	63	63	--	--	--	33 U
2-Nitroaniline					--	--	--	140 U
2-Nitrophenol					--	--	--	33 U
3,3'-Dichlorobenzidine					--	--	--	33 U
3-Nitroaniline					--	--	--	140 U
4-Bromophenyl-phenyl ether					--	--	--	14 U
4-Chloro-3-methylphenol					--	--	--	65 U
4-Chloroaniline					--	--	--	65 U
4-Chlorophenyl phenyl ether					--	--	--	20 U
4-Methylbenzophenone					--	--	--	--
4-Methylphenol (p-Cresol)	670	670	670	670	--	--	--	33 U
4-Nitroaniline					--	--	--	140 U
4-Nitrophenol					--	--	--	65 U
Acenaphthene			500	500	--	--	--	--
Acenaphthylene			1300	1300	--	--	--	--
Aniline					--	--	--	65 U
Anthracene			960	960	--	--	--	--
Benzidine					--	--	--	790 U
Benzo(a)anthracene			1300	1600	--	--	--	--
Benzo(a)pyrene			1600	1600	--	--	--	--
Benzo(b)fluoranthene					--	--	--	--
Benzo(g,h,i)perylene			670	720	--	--	--	--
Benzo(k)fluoranthene					--	--	--	--
Benzoic acid	650	650	650	650	--	--	--	140 U
Benzyl alcohol	57	73	57	73	--	--	--	33 U
bis(2-Chloroethoxy)methane					--	--	--	33 U

Table C-6
Sediment Data for 63rd Ave. SW Overflow

					Distance to CSO (ft)	748	941	941	941
					Location ID	ALKIAP-02	ALKI9497LSKS01	ALKI9497LSKS01	ALKI9497LSKS01
					Area	CentralBasinPugetSnd	CentralBasinPugetSnd	CentralBasinPugetSnd	CentralBasinPugetSnd
					CSO	63rd Ave. SW	63rd Ave. SW	63rd Ave. SW	63rd Ave. SW
					Task	ALKI	ALKI9497	ALKI9497	ALKI9497
					Sample ID	AP-02_19840525	ALKI9497LSKS01_L5669-2	ALKI9497LSKS01_L6084-2	L4128-4
					Sample Date	05/25/1984	03/20/1995	05/16/1995	07/18/1994
					Depth				
	SMS_Marine_SCO_SCUMII	SMS_Marine_CSL_SCUMII	AET_Marine_SCO_SCUMII	AET_Marine_CSL_SCUMII					
bis(2-Chloroethyl)ether					--	--	--	20 U
bis(2-Ethylhexyl)phthalate			1300	3100	10 U	--	--	**34**
Butylbenzyl phthalate			63	900	7.5 U	--	--	20 U
Carbazole					--	--	--	--
Chrysene			1400	2800	--	--	--	--
Coprostanol (Cholestan-3-ol (3B, 5B))					--	--	--	140 U
Dibenzo(a,h)anthracene			230	230	--	--	--	--
Dibenzofuran			540	540	--	--	--	--
Diethyl phthalate			200	1200	**2.7**	--	--	33 U
Dimethyl phthalate			71	160	**3.7**	--	--	14 U
Di-n-butyl phthalate			1400	1400	**52**	--	--	33 U
Dinitro-o-cresol (4,6-Dinitro-2-methylphenol)					--	--	--	65 U
Di-n-octyl phthalate			6200	6200	**15**	--	--	20 U
Fluoranthene			1700	2500	--	--	--	--
Fluorene			540	540	--	--	--	--
Hexachlorobenzene			22	70	20 U	--	--	20 U
Hexachlorobutadiene (Hexachloro-1,3-butadiene)			11	120	--	--	--	--
Hexachlorocyclopentadiene					110 U	--	--	33 U
Hexachloroethane					12 U	--	--	33 U
Indeno(1,2,3-c,d)pyrene			600	690	--	--	--	--
Isophorone					--	--	--	33 U
Naphthalene			2100	2100	--	--	--	--
Nitrobenzene					--	--	--	33 U
n-Nitrosodimethylamine					--	--	--	140 U
n-Nitrosodi-n-propylamine					--	--	--	33 U
n-Nitrosodiphenylamine			28	40	4.8 U	--	--	33 U
Pentachlorophenol	360	690	360	690	210 U	--	--	33 U
Phenanthrene			1500	1500	--	--	--	--
Phenol	420	1200	420	1200	4.3 U	--	--	140 U
Pyrene			2600	3300	--	--	--	--
Pyridine					--	--	--	--
Total Benzofluoranthenes (b,j,k) (U = 0)			3200	3600	--	--	--	--
Total cPAH TEQ (7 minimum CAEPA 2005) (U = 0)					--	--	--	--
Total HPAH (SMS) (U = 0)			12000	17000	--	--	--	--
Total LPAH (SMS) (U = 0)			5200	5200	--	--	--	--

Table C-6
Sediment Data for 63rd Ave. SW Overflow

				Distance to CSO (ft)	748	941	941	941
				Location ID	ALKIAP-02	ALKI9497LSKS01	ALKI9497LSKS01	ALKI9497LSKS01
				Area	CentralBasinPugetSnd	CentralBasinPugetSnd	CentralBasinPugetSnd	CentralBasinPugetSnd
				CSO	63rd Ave. SW	63rd Ave. SW	63rd Ave. SW	63rd Ave. SW
				Task	ALKI	ALKI9497	ALKI9497	ALKI9497
				Sample ID	AP-02_19840525	ALKI9497LSKS01_L5669-2	ALKI9497LSKS01_L6084-2	L4128-4
				Sample Date	05/25/1984	03/20/1995	05/16/1995	07/18/1994
				Depth				
	SMS_Marine_SCO_SCUMII	SMS_Marine_CSL_SCUMII	AET_Marine_SCO_SCUMII	AET_Marine_CSL_SCUMII				
Polycyclic Aromatic Hydrocarbons (mg/kg-OC)								
2-Methylnaphthalene	38	64			--	--	--	44 U
Acenaphthene	16	57			--	--	--	12 U
Acenaphthylene	66	66			--	--	--	20 U
Anthracene	220	1200			--	--	--	**60**
Benzo(a)anthracene	110	270			--	--	--	**122**
Benzo(a)pyrene	99	210			--	--	--	**91**
Benzo(b)fluoranthene					--	--	--	**110**
Benzo(g,h,i)perylene	31	78			--	--	--	**42**
Benzo(k)fluoranthene					--	--	--	**45**
Chrysene	110	460			--	--	--	**136**
Dibenzo(a,h)anthracene	12	33			--	--	--	44 U
Dibenzofuran	15	58			--	--	--	27 U
Fluoranthene	160	1200			--	--	--	**532**
Fluorene	23	79			--	--	--	**17**
Indeno(1,2,3-c,d)pyrene	34	88			--	--	--	**44**
Naphthalene	99	170			--	--	--	44 U
Phenanthrene	100	480			--	--	--	**319**
Pyrene	1000	1400			--	--	--	**368**
Total Benzofluoranthenes (b,j,k) (U = 0)	230	450			--	--	--	**150**
Total cPAH TEQ (7 minimum CAEPA 2005) (U = 0)					--	--	--	**120**
Total HPAH (SMS) (U = 0)	960	5300			--	--	--	**1500**
Total LPAH (SMS) (U = 0)	370	780			--	--	--	**400**
Polycyclic Aromatic Hydrocarbons (µg/kg)								
2-Methylnaphthalene			670	670	--	--	--	53 U
Acenaphthene			500	500	3 U	--	--	14 U
Acenaphthylene			1300	1300	2.7 U	--	--	20 U
Anthracene			960	960	2.9 U	--	--	**70**
Benzo(a)anthracene			1300	1600	18 U	--	--	**148**
Benzo(a)anthracene/chrysene					--	--	--	--
Benzo(a)pyrene			1600	1600	13 U	--	--	**110**
Benzo(b)fluoranthene					--	--	--	**133**
Benzo(g,h,i)perylene			670	720	32 U	--	--	**51**
Benzo(k)fluoranthene					--	--	--	**54**
Carbazole					--	--	--	33 U

Table C-6
Sediment Data for 63rd Ave. SW Overflow

					Distance to CSO (ft)	**748**	**941**	**941**	**941**
					Location ID	**ALKIAP-02**	**ALKI9497LSKS01**	**ALKI9497LSKS01**	**ALKI9497LSKS01**
					Area	**CentralBasinPugetSnd**	**CentralBasinPugetSnd**	**CentralBasinPugetSnd**	**CentralBasinPugetSnd**
					CSO	**63rd Ave. SW**	**63rd Ave. SW**	**63rd Ave. SW**	**63rd Ave. SW**
					Task	**ALKI**	**ALKI9497**	**ALKI9497**	**ALKI9497**
					Sample ID	**AP-02_19840525**	**ALKI9497LSKS01_L5669-2**	**ALKI9497LSKS01_L6084-2**	**L4128-4**
					Sample Date	**05/25/1984**	**03/20/1995**	**05/16/1995**	**07/18/1994**
					Depth				
	SMS_Marine_SCO_SCUMII	**SMS_Marine_CSL_SCUMII**	**AET_Marine_SCO_SCUMII**	**AET_Marine_CSL_SCUMII**					
Chrysene			1400	2800	18 U	--	--	**165**
Dibenzo(a,h)anthracene			230	230	34 U	--	--	53 U
Dibenzofuran			540	540	--	--	--	33 U
Fluoranthene			1700	2500	**2.6**	--	--	**644**
Fluorene			540	540	3.4 U	--	--	**21**
Indeno(1,2,3-c,d)pyrene			600	690	33 U	--	--	**53**
Naphthalene			2100	2100	1.6 U	--	--	53 U
Phenanthrene			1500	1500	**1.3**	--	--	**386**
Pyrene			2600	3300	**5.3**	--	--	**445**
Total Benzofluoranthenes (b,j,k) (U = 0)			3200	3600	--	--	--	**190**
Total cPAH TEQ (7 minimum CAEPA 2005) (U = 0)					13 U	--	--	**150**
Total HPAH (SMS) (U = 0)			12000	17000	**7.9**	--	--	**1800**
Total LPAH (SMS) (U = 0)			5200	5200	**1.3**	--	--	**480**
Pesticides (µg/kg)								
4,4'-DDD (p,p'-DDD)					0.08 U	--	--	1 U
4,4'-DDE (p,p'-DDE)					0.66 U	--	--	1 U
4,4'-DDT (p,p'-DDT)					0.1 U	--	--	1 U
Aldrin					--	--	--	1 U
Chlordane					--	--	--	6.2 U
Chlordane, alpha- (Chlordane, cis-)					--	--	--	--
Chlordane, gamma-					--	--	--	--
Dieldrin					--	--	--	1 U
Endosulfan					--	--	--	1 U
Endosulfan sulfate					--	--	--	1 U
Endosulfan, alpha- (I)					--	--	--	--
Endosulfan, beta (II)					--	--	--	--
Endrin					--	--	--	1 U
Endrin aldehyde					--	--	--	1 U
Heptachlor					--	--	--	1 U
Heptachlor epoxide					--	--	--	1 U
Hexachlorocyclohexane (BHC), alpha-					--	--	--	1 U
Hexachlorocyclohexane (BHC), beta-					--	--	--	1 U
Hexachlorocyclohexane (BHC), delta-					--	--	--	1 U
Hexachlorocyclohexane (BHC), gamma- (Lindane)					--	--	--	1 U
Methoxychlor					--	--	--	6.2 U

Table C-6
Sediment Data for 63rd Ave. SW Overflow

					Distance to CSO (ft)	748	941	941	941
					Location ID	ALKIAP-02	ALKI9497LSKS01	ALKI9497LSKS01	ALKI9497LSKS01
					Area	CentralBasinPugetSnd	CentralBasinPugetSnd	CentralBasinPugetSnd	CentralBasinPugetSnd
					CSO	63rd Ave. SW	63rd Ave. SW	63rd Ave. SW	63rd Ave. SW
					Task	ALKI	ALKI9497	ALKI9497	ALKI9497
					Sample ID	AP-02_19840525	ALKI9497LSKS01_L5669-2	ALKI9497LSKS01_L6084-2	L4128-4
					Sample Date	05/25/1984	03/20/1995	05/16/1995	07/18/1994
					Depth				
	SMS_Marine_SCO_SCUMII	SMS_Marine_CSL_SCUMII	AET_Marine_SCO_SCUMII	AET_Marine_CSL_SCUMII					
Total 2,4' and 4,4'-DDD,-DDE,-DDT (reported, not calculated)					**0.84 J**	--	--	--
Toxaphene					--	--	--	10 U
PCB Aroclors (mg/kg-OC)								
Total PCB Aroclors (SMS Marine 2013) (U = 0)	12	65			--	--	--	8 U
PCB Aroclors (µg/kg)								
Aroclor 1016					--	--	--	10 U
Aroclor 1221					--	--	--	10 U
Aroclor 1232					--	--	--	10 U
Aroclor 1242					--	--	--	10 U
Aroclor 1248					--	--	--	10 U
Aroclor 1254					--	--	--	10 U
Aroclor 1260					--	--	--	10 U
Total PCB Aroclors (SMS Marine 2013) (U = 0)			130	1000	--	--	--	10 U
Total Petroleum Hydrocarbons (mg/kg)								
Oil and grease					--	**1080**	130 U	**83**
Pharmaceuticals and Personal Care Products (µg/kg)								
Caffeine					--	--	--	--

Table C-6
Sediment Data for 63rd Ave. SW Overflow

				Distance to CSO (ft)	941	941	941	941	941
				Location ID	ALKI9497LSKS01	ALKI9497LSKS01	ALKI9497LSKS01	ALKI9497LSKS01	ALKI9497LSKS01
				Area	CentralBasinPugetSnd	CentralBasinPugetSnd	CentralBasinPugetSnd	CentralBasinPugetSnd	CentralBasinPugetSnd
				CSO	63rd Ave. SW	63rd Ave. SW	63rd Ave. SW	63rd Ave. SW	63rd Ave. SW
				Task	ALKI9497	ALKI9497	ALKI9497	ALKI9497	ALKI9497
				Sample ID	L4128-5	L4128-6	L4642-2	L6417-4	L6417-5
				Sample Date	07/18/1994	07/18/1994	10/03/1994	07/11/1995	07/11/1995
				Depth					
	SMS_Marine_SCO_SCUMII	SMS_Marine_CSL_SCUMII	AET_Marine_SCO_SCUMII	AET_Marine_CSL_SCUMII					
Conventional Parameters (mg/kg)									
Ammonia					--	--	--	--	--
Ammonia as nitrogen					--	--	--	--	--
Sulfide					--	--	--	--	--
Conventional Parameters (pct)									
Total organic carbon					--	--	**0.21**	**0.0603**	--
Total solids					**15.8**	**13.7**	**79.5**	**81.7**	**15.8**
Total volatile solids					--	--	--	--	--
Grain Size (pct)									
Pebble					--	--	--	--	--
Gravel					--	--	**0.2**	**1.1**	--
Granule (very fine gravel)					--	--	--	--	--
Sand					--	--	**94.5**	**95.1**	--
Sand, coarse					--	--	--	--	--
Sand, medium					--	--	--	--	--
Sand, fine					--	--	--	--	--
Sand, very fine					--	--	--	--	--
Silt					--	--	**3**	**1.7**	--
Silt, coarse					--	--	--	--	--
Silt, medium					--	--	--	--	--
Silt, fine					--	--	--	--	--
Silt, very fine					--	--	--	--	--
Clay					--	--	**2.8**	**2**	--
Clay, coarse					--	--	--	--	--
Clay, medium					--	--	--	--	--
Clay, fine					--	--	--	--	--
Metals (mg/kg)									
Aluminum					--	--	--	--	**363**
Antimony					3.8 U	4.4 U	--	--	1.9 U
Arsenic	57	93	57	93	**15**	**12**	--	--	**15**
Barium					--	--	--	--	**0.93**
Beryllium					0.13 U	0.15 U	--	--	0.063 U
Cadmium	5.1	6.7	5.1	6.7	0.38 U	0.44 U	--	--	**0.89**
Calcium					**4960**	**8470**	--	--	**4500**
Chromium	260	270	260	270	**5.41**	**53.8**	--	--	**3.2**

Table C-6
Sediment Data for 63rd Ave. SW Overflow

					Distance to CSO (ft)	941	941	941	941	941
					Location ID	ALKI9497LSKS01	ALKI9497LSKS01	ALKI9497LSKS01	ALKI9497LSKS01	ALKI9497LSKS01
					Area	CentralBasinPugetSnd	CentralBasinPugetSnd	CentralBasinPugetSnd	CentralBasinPugetSnd	CentralBasinPugetSnd
					CSO	63rd Ave. SW	63rd Ave. SW	63rd Ave. SW	63rd Ave. SW	63rd Ave. SW
					Task	ALKI9497	ALKI9497	ALKI9497	ALKI9497	ALKI9497
					Sample ID	L4128-5	L4128-6	L4642-2	L6417-4	L6417-5
					Sample Date	07/18/1994	07/18/1994	10/03/1994	07/11/1995	07/11/1995
					Depth					
	SMS_Marine_SCO_SCUMII	SMS_Marine_CSL_SCUMII	AET_Marine_SCO_SCUMII	AET_Marine_CSL_SCUMII						
Copper	390	390	390	390	**9.56**	**6.78**	--	--	**8.67**
Iron					**555**	**10100**	--	--	**677**
Lead	450	530	450	530	3.8 U	4.4 U	--	--	1.9 U
Magnesium					**4700**	**14700**	--	--	**4590**
Manganese					--	--	--	--	**42.1**
Mercury	0.41	0.59	0.41	0.59	**0.046**	0.031 U	--	--	**0.036**
Molybdenum					2.5 U	2.9 U	--	--	1.3 U
Nickel					**5.8**	**31.1**	--	--	**4.7**
Potassium					--	--	--	--	**12900**
Selenium					6.3 U	7.2 U	--	--	3.2 U
Silver	6.1	6.1	6.1	6.1	**5.23**	0.58 U	--	--	**4.2**
Sodium					**27600**	**46400**	--	--	**29600**
Thallium					25 U	29 U	--	--	13 U
Zinc	410	960	410	960	**84.8**	**23.5**	--	--	**74.7**
Organometallic Compounds (µg/kg)									
Butyltin (n-Butyltin)					--	--	--	--	--
Dibutyltin					--	--	--	--	--
Tetrabutyltin					--	--	--	--	--
Tributyltin					--	--	--	--	--
Volatile Organics (mg/kg-OC)									
Hexachlorobutadiene (Hexachloro-1,3-butadiene)	3.9	6.2			--	--	--	--	--
Volatile Organics (µg/kg)									
Ethylbenzene					--	--	--	--	--
Hexachlorobutadiene (Hexachloro-1,3-butadiene)			11	120	340 U	240 U	--	--	170 U
Tetrachloroethene (PCE)					--	--	--	--	--
Semivolatile Organics (mg/kg-OC)									
1,2,4-Trichlorobenzene	0.81	1.8			--	--	--	--	--
1,2-Dichlorobenzene	2.3	2.3			--	--	--	--	--
1,4-Dichlorobenzene	3.1	9			--	--	--	--	--
2-Methylnaphthalene	38	64			--	--	--	--	--
Acenaphthene	16	57			--	--	--	--	--
Acenaphthylene	66	66			--	--	--	--	--
Anthracene	220	1200			--	--	--	--	--
Benzo(a)anthracene	110	270			--	--	--	--	--
Benzo(a)pyrene	99	210			--	--	--	--	--

Table C-6
Sediment Data for 63rd Ave. SW Overflow

				Distance to CSO (ft)	941	941	941	941	941
				Location ID	ALKI9497LSKS01	ALKI9497LSKS01	ALKI9497LSKS01	ALKI9497LSKS01	ALKI9497LSKS01
				Area	CentralBasinPugetSnd	CentralBasinPugetSnd	CentralBasinPugetSnd	CentralBasinPugetSnd	CentralBasinPugetSnd
				CSO	63rd Ave. SW	63rd Ave. SW	63rd Ave. SW	63rd Ave. SW	63rd Ave. SW
				Task	ALKI9497	ALKI9497	ALKI9497	ALKI9497	ALKI9497
				Sample ID	L4128-5	L4128-6	L4642-2	L6417-4	L6417-5
				Sample Date	07/18/1994	07/18/1994	10/03/1994	07/11/1995	07/11/1995
				Depth					
	SMS_Marine_SCO_SCUMII	SMS_Marine_CSL_SCUMII	AET_Marine_SCO_SCUMII	AET_Marine_CSL_SCUMII					
Benzo(b)fluoranthene					--	--	--	--	--
Benzo(g,h,i)perylene	31	78			--	--	--	--	--
Benzo(k)fluoranthene					--	--	--	--	--
bis(2-Ethylhexyl)phthalate	47	78			--	--	--	--	--
Butylbenzyl phthalate	4.9	64			--	--	--	--	--
Chrysene	110	460			--	--	--	--	--
Dibenzo(a,h)anthracene	12	33			--	--	--	--	--
Dibenzofuran	15	58			--	--	--	--	--
Diethyl phthalate	61	110			--	--	--	--	--
Dimethyl phthalate	53	53			--	--	--	--	--
Di-n-butyl phthalate	220	1700			--	--	--	--	--
Di-n-octyl phthalate	58	4500			--	--	--	--	--
Fluoranthene	160	1200			--	--	--	--	--
Fluorene	23	79			--	--	--	--	--
Hexachlorobenzene	0.38	2.3			--	--	--	--	--
Hexachlorobutadiene (Hexachloro-1,3-butadiene)	3.9	6.2			--	--	--	--	--
Indeno(1,2,3-c,d)pyrene	34	88			--	--	--	--	--
Naphthalene	99	170			--	--	--	--	--
n-Nitrosodiphenylamine	11	11			--	--	--	--	--
Phenanthrene	100	480			--	--	--	--	--
Pyrene	1000	1400			--	--	--	--	--
Total Benzofluoranthenes (b,j,k) (U = 0)	230	450			--	--	--	--	--
Total cPAH TEQ (7 minimum CAEPA 2005) (U = 0)					--	--	--	--	--
Total HPAH (SMS) (U = 0)	960	5300			--	--	--	--	--
Total LPAH (SMS) (U = 0)	370	780			--	--	--	--	--
Semivolatile Organics (µg/kg)									
1,2,4-Trichlorobenzene			31	51	200 U	150 U	--	--	100 U
1,2-Dichlorobenzene			35	50	200 U	150 U	--	--	100 U
1,2-Diphenylhydrazine					700 U	490 U	--	--	340 U
1,3-Dichlorobenzene					200 U	150 U	--	--	100 U
1,4-Dichlorobenzene			110	110	200 U	150 U	--	--	100 U
2,2'-Oxybis (1-chloropropane)					700 U	490 U	--	--	340 U
2,2'-Oxybis (2-chloropropane)					--	--	--	--	--
2,4,5-Trichlorophenol					1300 U	950 U	--	--	700 U
2,4,6-Trichlorophenol					1300 U	950 U	--	--	700 U

Table C-6
Sediment Data for 63rd Ave. SW Overflow

					Distance to CSO (ft)	941	941	941	941
					Location ID	ALKI9497LSKS01	ALKI9497LSKS01	ALKI9497LSKS01	ALKI9497LSKS01
					Area	CentralBasinPugetSnd	CentralBasinPugetSnd	CentralBasinPugetSnd	CentralBasinPugetSnd
					CSO	63rd Ave. SW	63rd Ave. SW	63rd Ave. SW	63rd Ave. SW
					Task	ALKI9497	ALKI9497	ALKI9497	ALKI9497
					Sample ID	L4128-5	L4128-6	L4642-2	L6417-4
					Sample Date	07/18/1994	07/18/1994	10/03/1994	07/11/1995
					Depth				
	SMS_Marine_SCO_SCUMII	SMS_Marine_CSL_SCUMII	AET_Marine_SCO_SCUMII	AET_Marine_CSL_SCUMII					
2,4-Dichlorophenol					340 U	240 U	--	--	170 U
2,4-Dimethylphenol	29	29	29	29	340 U	240 U	--	--	170 U
2,4-Dinitrophenol					700 U	490 U	--	--	340 U
2,4-Dinitrotoluene					130 U	95 U	--	--	70 U
2,6-Dinitrotoluene					130 U	95 U	--	--	70 U
2-Chloronaphthalene					200 U	150 U	--	--	100 U
2-Chlorophenol					700 U	490 U	--	--	340 U
2-Methylbenzophenone					--	--	--	--	--
2-Methylnaphthalene			670	670	--	--	--	--	--
2-Methylphenol (o-Cresol)	63	63	63	63	340 U	240 U	--	--	170 U
2-Nitroaniline					1300 U	950 U	--	--	700 U
2-Nitrophenol					340 U	240 U	--	--	170 U
3,3'-Dichlorobenzidine					340 U	240 U	--	--	170 U
3-Nitroaniline					1300 U	950 U	--	--	700 U
4-Bromophenyl-phenyl ether					130 U	95 U	--	--	70 U
4-Chloro-3-methylphenol					700 U	490 U	--	--	340 U
4-Chloroaniline					700 U	490 U	--	--	340 U
4-Chlorophenyl phenyl ether					200 U	150 U	--	--	100 U
4-Methylbenzophenone					--	--	--	--	--
4-Methylphenol (p-Cresol)	670	670	670	670	**2890**	240 U	--	--	170 U
4-Nitroaniline					1300 U	950 U	--	--	700 U
4-Nitrophenol					700 U	490 U	--	--	340 U
Acenaphthene			500	500	--	--	--	--	--
Acenaphthylene			1300	1300	--	--	--	--	--
Aniline					700 U	490 U	--	--	340 U
Anthracene			960	960	--	--	--	--	--
Benzidine					8200 U	5800 U	--	--	4100 U
Benzo(a)anthracene			1300	1600	--	--	--	--	--
Benzo(a)pyrene			1600	1600	--	--	--	--	--
Benzo(b)fluoranthene					--	--	--	--	--
Benzo(g,h,i)perylene			670	720	--	--	--	--	--
Benzo(k)fluoranthene					--	--	--	--	--
Benzoic acid	650	650	650	650	**20700**	**3610**	--	--	**40900**
Benzyl alcohol	57	73	57	73	**1820**	240 U	--	--	170 U
bis(2-Chloroethoxy)methane					340 U	240 U	--	--	170 U

Table C-6
Sediment Data for 63rd Ave. SW Overflow

Distance to CSO (ft)					941	941	941	941	941
Location ID					ALKI9497LSKS01	ALKI9497LSKS01	ALKI9497LSKS01	ALKI9497LSKS01	ALKI9497LSKS01
Area					CentralBasinPugetSnd	CentralBasinPugetSnd	CentralBasinPugetSnd	CentralBasinPugetSnd	CentralBasinPugetSnd
CSO					63rd Ave. SW	63rd Ave. SW	63rd Ave. SW	63rd Ave. SW	63rd Ave. SW
Task					ALKI9497	ALKI9497	ALKI9497	ALKI9497	ALKI9497
Sample ID					L4128-5	L4128-6	L4642-2	L6417-4	L6417-5
Sample Date					07/18/1994	07/18/1994	10/03/1994	07/11/1995	07/11/1995
Depth									
	SMS_Marine_SCO_SCUMII	SMS_Marine_CSL_SCUMII	AET_Marine_SCO_SCUMII	AET_Marine_CSL_SCUMII					
bis(2-Chloroethyl)ether					200 U	150 U	--	--	100 U
bis(2-Ethylhexyl)phthalate			1300	3100	200 U	150 U	--	--	100 U
Butylbenzyl phthalate			63	900	200 U	150 U	--	--	100 U
Carbazole					--	--	--	--	--
Chrysene			1400	2800	--	--	--	--	--
Coprostanol (Cholestan-3-ol (3B, 5B))					1300 U	950 U	--	--	700 U
Dibenzo(a,h)anthracene			230	230	--	--	--	--	--
Dibenzofuran			540	540	--	--	--	--	--
Diethyl phthalate			200	1200	340 U	240 U	--	--	170 U
Dimethyl phthalate			71	160	130 U	95 U	--	--	70 U
Di-n-butyl phthalate			1400	1400	340 U	240 U	--	--	170 U
Dinitro-o-cresol (4,6-Dinitro-2-methylphenol)					700 U	490 U	--	--	340 U
Di-n-octyl phthalate			6200	6200	200 U	150 U	--	--	100 U
Fluoranthene			1700	2500	--	--	--	--	--
Fluorene			540	540	--	--	--	--	--
Hexachlorobenzene			22	70	200 U	150 U	--	--	100 U
Hexachlorobutadiene (Hexachloro-1,3-butadiene)			11	120	--	--	--	--	--
Hexachlorocyclopentadiene					340 U	240 U	--	--	170 U
Hexachloroethane					340 U	240 U	--	--	170 U
Indeno(1,2,3-c,d)pyrene			600	690	--	--	--	--	--
Isophorone					340 U	240 U	--	--	170 U
Naphthalene			2100	2100	--	--	--	--	--
Nitrobenzene					340 U	240 U	--	--	170 U
n-Nitrosodimethylamine					1300 U	950 U	--	--	700 U
n-Nitrosodi-n-propylamine					340 U	240 U	--	--	170 U
n-Nitrosodiphenylamine			28	40	340 U	240 U	--	--	170 U
Pentachlorophenol	360	690	360	690	340 U	240 U	--	--	170 U
Phenanthrene			1500	1500	--	--	--	--	--
Phenol	420	1200	420	1200	1300 U	950 U	--	--	700 U
Pyrene			2600	3300	--	--	--	--	--
Pyridine					--	--	--	--	--
Total Benzofluoranthenes (b,j,k) (U = 0)			3200	3600	--	--	--	--	--
Total cPAH TEQ (7 minimum CAEPA 2005) (U = 0)					--	--	--	--	--
Total HPAH (SMS) (U = 0)			12000	17000	--	--	--	--	--
Total LPAH (SMS) (U = 0)			5200	5200	--	--	--	--	--

Table C-6
Sediment Data for 63rd Ave. SW Overflow

Distance to CSO (ft)					941	941	941	941	941
Location ID					ALKI9497LSKS01	ALKI9497LSKS01	ALKI9497LSKS01	ALKI9497LSKS01	ALKI9497LSKS01
Area					CentralBasinPugetSnd	CentralBasinPugetSnd	CentralBasinPugetSnd	CentralBasinPugetSnd	CentralBasinPugetSnd
CSO					63rd Ave. SW	63rd Ave. SW	63rd Ave. SW	63rd Ave. SW	63rd Ave. SW
Task					ALKI9497	ALKI9497	ALKI9497	ALKI9497	ALKI9497
Sample ID					L4128-5	L4128-6	L4642-2	L6417-4	L6417-5
Sample Date					07/18/1994	07/18/1994	10/03/1994	07/11/1995	07/11/1995
Depth									
	SMS_Marine_SCO_SCUMII	SMS_Marine_CSL_SCUMII	AET_Marine_SCO_SCUMII	AET_Marine_CSL_SCUMII					
Polycyclic Aromatic Hydrocarbons (mg/kg-OC)									
2-Methylnaphthalene	38	64			--	--	--	--	--
Acenaphthene	16	57			--	--	--	--	--
Acenaphthylene	66	66			--	--	--	--	--
Anthracene	220	1200			--	--	--	--	--
Benzo(a)anthracene	110	270			--	--	--	--	--
Benzo(a)pyrene	99	210			--	--	--	--	--
Benzo(b)fluoranthene					--	--	--	--	--
Benzo(g,h,i)perylene	31	78			--	--	--	--	--
Benzo(k)fluoranthene					--	--	--	--	--
Chrysene	110	460			--	--	--	--	--
Dibenzo(a,h)anthracene	12	33			--	--	--	--	--
Dibenzofuran	15	58			--	--	--	--	--
Fluoranthene	160	1200			--	--	--	--	--
Fluorene	23	79			--	--	--	--	--
Indeno(1,2,3-c,d)pyrene	34	88			--	--	--	--	--
Naphthalene	99	170			--	--	--	--	--
Phenanthrene	100	480			--	--	--	--	--
Pyrene	1000	1400			--	--	--	--	--
Total Benzofluoranthenes (b,j,k) (U = 0)	230	450			--	--	--	--	--
Total cPAH TEQ (7 minimum CAEPA 2005) (U = 0)					--	--	--	--	--
Total HPAH (SMS) (U = 0)	960	5300			--	--	--	--	--
Total LPAH (SMS) (U = 0)	370	780			--	--	--	--	--
Polycyclic Aromatic Hydrocarbons (µg/kg)									
2-Methylnaphthalene			670	670	540 U	390 U	--	--	270 U
Acenaphthene			500	500	130 U	95 U	--	--	70 U
Acenaphthylene			1300	1300	200 U	150 U	--	--	100 U
Anthracene			960	960	200 U	150 U	--	--	100 U
Benzo(a)anthracene			1300	1600	200 U	150 U	--	--	100 U
Benzo(a)anthracene/chrysene					--	--	--	--	--
Benzo(a)pyrene			1600	1600	340 U	240 U	--	--	170 U
Benzo(b)fluoranthene					540 U	390 U	--	--	270 U
Benzo(g,h,i)perylene			670	720	340 U	240 U	--	--	170 U
Benzo(k)fluoranthene					540 U	390 U	--	--	270 U
Carbazole					340 U	240 U	--	--	170 U

Table C-6
Sediment Data for 63rd Ave. SW Overflow

Distance to CSO (ft)					941	941	941	941	941
Location ID					ALKI9497LSKS01	ALKI9497LSKS01	ALKI9497LSKS01	ALKI9497LSKS01	ALKI9497LSKS01
Area					CentralBasinPugetSnd	CentralBasinPugetSnd	CentralBasinPugetSnd	CentralBasinPugetSnd	CentralBasinPugetSnd
CSO					63rd Ave. SW	63rd Ave. SW	63rd Ave. SW	63rd Ave. SW	63rd Ave. SW
Task					ALKI9497	ALKI9497	ALKI9497	ALKI9497	ALKI9497
Sample ID					L4128-5	L4128-6	L4642-2	L6417-4	L6417-5
Sample Date					07/18/1994	07/18/1994	10/03/1994	07/11/1995	07/11/1995
Depth									
	SMS_Marine_SCO_SCUMII	SMS_Marine_CSL_SCUMII	AET_Marine_SCO_SCUMII	AET_Marine_CSL_SCUMII					
Chrysene			1400	2800	200 U	150 U	--	--	100 U
Dibenzo(a,h)anthracene			230	230	540 U	390 U	--	--	270 U
Dibenzofuran			540	540	340 U	240 U	--	--	170 U
Fluoranthene			1700	2500	200 U	150 U	--	--	100 U
Fluorene			540	540	200 U	150 U	--	--	100 U
Indeno(1,2,3-c,d)pyrene			600	690	340 U	240 U	--	--	170 U
Naphthalene			2100	2100	540 U	390 U	--	--	270 U
Phenanthrene			1500	1500	200 U	150 U	--	--	100 U
Pyrene			2600	3300	200 U	150 U	--	--	100 U
Total Benzofluoranthenes (b,j,k) (U = 0)			3200	3600	540 U	390 U	--	--	270 U
Total cPAH TEQ (7 minimum CAEPA 2005) (U = 0)					340 U	240 U	--	--	170 U
Total HPAH (SMS) (U = 0)			12000	17000	540 U	390 U	--	--	270 U
Total LPAH (SMS) (U = 0)			5200	5200	540 U	390 U	--	--	270 U
Pesticides (µg/kg)									
4,4'-DDD (p,p'-DDD)					8.2 U	12 U	--	--	8.2 U
4,4'-DDE (p,p'-DDE)					8.2 U	12 U	--	--	8.2 U
4,4'-DDT (p,p'-DDT)					8.2 U	12 U	--	--	8.2 U
Aldrin					8.2 U	12 U	--	--	8.2 U
Chlordane					51 U	73 U	--	--	42 U
Chlordane, alpha- (Chlordane, cis-)					--	--	--	--	--
Chlordane, gamma-					--	--	--	--	--
Dieldrin					8.2 U	12 U	--	--	8.2 U
Endosulfan					8.2 U	12 U	--	--	8.2 U
Endosulfan sulfate					8.2 U	12 U	--	--	8.2 U
Endosulfan, alpha- (I)					--	--	--	--	--
Endosulfan, beta (II)					--	--	--	--	--
Endrin					8.2 U	12 U	--	--	8.2 U
Endrin aldehyde					8.2 U	12 U	--	--	8.2 U
Heptachlor					8.2 U	12 U	--	--	8.2 U
Heptachlor epoxide					8.2 U	12 U	--	--	8.2 U
Hexachlorocyclohexane (BHC), alpha-					8.2 U	12 U	--	--	8.2 U
Hexachlorocyclohexane (BHC), beta-					8.2 U	12 U	--	--	8.2 U
Hexachlorocyclohexane (BHC), delta-					8.2 U	12 U	--	--	8.2 U
Hexachlorocyclohexane (BHC), gamma- (Lindane)					8.2 U	12 U	--	--	8.2 U
Methoxychlor					51 U	73 U	--	--	42 U

Table C-6
Sediment Data for 63rd Ave. SW Overflow

					Distance to CSO (ft)	941	941	941	941
					Location ID	ALKI9497LSKS01	ALKI9497LSKS01	ALKI9497LSKS01	ALKI9497LSKS01
					Area	CentralBasinPugetSnd	CentralBasinPugetSnd	CentralBasinPugetSnd	CentralBasinPugetSnd
					CSO	63rd Ave. SW	63rd Ave. SW	63rd Ave. SW	63rd Ave. SW
					Task	ALKI9497	ALKI9497	ALKI9497	ALKI9497
					Sample ID	L4128-5	L4128-6	L4642-2	L6417-4
					Sample Date	07/18/1994	07/18/1994	10/03/1994	07/11/1995
					Depth				
	SMS_Marine_SCO_SCUMII	SMS_Marine_CSL_SCUMII	AET_Marine_SCO_SCUMII	AET_Marine_CSL_SCUMII					
Total 2,4' and 4,4'-DDD,-DDE,-DDT (reported, not calculated)					--	--	--	--	--
Toxaphene					82 U	120 U	--	--	82 U
PCB Aroclors (mg/kg-OC)									
Total PCB Aroclors (SMS Marine 2013) (U = 0)	12	65			--	--	--	--	--
PCB Aroclors (µg/kg)									
Aroclor 1016					82 U	120 U	--	--	82 U
Aroclor 1221					82 U	120 U	--	--	82 U
Aroclor 1232					82 U	120 U	--	--	82 U
Aroclor 1242					82 U	120 U	--	--	82 U
Aroclor 1248					82 U	120 U	--	--	82 U
Aroclor 1254					82 U	120 U	--	--	82 U
Aroclor 1260					82 U	120 U	--	--	82 U
Total PCB Aroclors (SMS Marine 2013) (U = 0)			130	1000	82 U	120 U	--	--	82 U
Total Petroleum Hydrocarbons (mg/kg)									
Oil and grease					--	--	**250**	120 U	--
Pharmaceuticals and Personal Care Products (µg/kg)									
Caffeine					--	--	--	--	--

Table C-6
Sediment Data for 63rd Ave. SW Overflow

				Distance to CSO (ft)	941	941	941	941	941
				Location ID	ALKI9497LSKS01	ALKI9497LSKS01	ALKI9497LSKS01	ALKI9497LSKS01	ALKI9497LSKS01
				Area	CentralBasinPugetSnd	CentralBasinPugetSnd	CentralBasinPugetSnd	CentralBasinPugetSnd	CentralBasinPugetSnd
				CSO	63rd Ave. SW	63rd Ave. SW	63rd Ave. SW	63rd Ave. SW	63rd Ave. SW
				Task	ALKI9497	ALKI9497	ALKI9497	ALKI9497	ALKI9497
				Sample ID	L6417-6	L7053-2	L7897-2	L8431-2	L9011-4
				Sample Date	07/11/1995	10/02/1995	02/20/1996	05/06/1996	07/29/1996
				Depth			0 - 2 cm	0 - 2 cm	0 - 2 cm
	SMS_Marine_SCO_SCUMII	SMS_Marine_CSL_SCUMII	AET_Marine_SCO_SCUMII	AET_Marine_CSL_SCUMII					
Conventional Parameters (mg/kg)									
Ammonia					--	--	--	--	--
Ammonia as nitrogen					--	--	--	--	--
Sulfide					--	--	--	--	--
Conventional Parameters (pct)									
Total organic carbon					--	**0.0566**	**0.103**	**0.0584**	**0.204**
Total solids					**10.2**	**94.7**	**78.6**	**91.5**	**75.6**
Total volatile solids					--	--	--	--	--
Grain Size (pct)									
Pebble					--	--	--	--	--
Gravel					--	**0.1**	**1.5**	**0.1**	**0.2**
Granule (very fine gravel)					--	--	--	--	--
Sand					--	**97.4**	**95.7**	**98.2**	**95.2**
Sand, coarse					--	--	--	--	--
Sand, medium					--	--	--	--	--
Sand, fine					--	--	--	--	--
Sand, very fine					--	--	--	--	--
Silt					--	**2.3**	**1.5**	**0.5**	**2.5**
Silt, coarse					--	--	--	--	--
Silt, medium					--	--	--	--	--
Silt, fine					--	--	--	--	--
Silt, very fine					--	--	--	--	--
Clay					--	**0.1**	**1.3**	**1.1**	**1.9**
Clay, coarse					--	--	--	--	--
Clay, medium					--	--	--	--	--
Clay, fine					--	--	--	--	--
Metals (mg/kg)									
Aluminum					--	--	--	--	**6500 J**
Antimony					5.9 U	--	--	--	2 UJ
Arsenic	57	93	57	93	9.8 U	--	--	--	3.3 U
Barium					--	--	--	--	**14.6**
Beryllium					0.2 U	--	--	--	**0.07**
Cadmium	5.1	6.7	5.1	6.7	**1.1**	--	--	--	0.2 UJ
Calcium					--	--	--	--	**9710**
Chromium	260	270	260	270	**12**	--	--	--	**25.7**

Table C-6
Sediment Data for 63rd Ave. SW Overflow

					Distance to CSO (ft)	941	941	941	941
					Location ID	ALKI9497LSKS01	ALKI9497LSKS01	ALKI9497LSKS01	ALKI9497LSKS01
					Area	CentralBasinPugetSnd	CentralBasinPugetSnd	CentralBasinPugetSnd	CentralBasinPugetSnd
					CSO	63rd Ave. SW	63rd Ave. SW	63rd Ave. SW	63rd Ave. SW
					Task	ALKI9497	ALKI9497	ALKI9497	ALKI9497
					Sample ID	L6417-6	L7053-2	L7897-2	L8431-2
					Sample Date	07/11/1995	10/02/1995	02/20/1996	05/06/1996
					Depth			0 - 2 cm	0 - 2 cm
	SMS_Marine_SCO_SCUMII	SMS_Marine_CSL_SCUMII	AET_Marine_SCO_SCUMII	AET_Marine_CSL_SCUMII					
Copper	390	390	390	390	**18.7**	--	--	--	**7.06**
Iron					--	--	--	--	**13100**
Lead	450	530	450	530	5.9 U	--	--	--	**8.1**
Magnesium					**26500**	--	--	--	**4060**
Manganese					--	--	--	--	**153**
Mercury	0.41	0.59	0.41	0.59	0.039 U	--	--	--	0.025 U
Molybdenum					3.9 U	--	--	--	1.3 U
Nickel					**20**	--	--	--	**18.5**
Potassium					**70700**	--	--	--	**730**
Selenium					9.8 U	--	--	--	3.3 U
Silver	6.1	6.1	6.1	6.1	0.78 U	--	--	--	0.26 UJ
Sodium					**141000**	--	--	--	**3100 J**
Thallium					39 U	--	--	--	13 U
Zinc	410	960	410	960	**21.4**	--	--	--	**31**
Organometallic Compounds (µg/kg)									
Butyltin (n-Butyltin)					--	--	--	--	--
Dibutyltin					--	--	--	--	--
Tetrabutyltin					--	--	--	--	--
Tributyltin					--	--	--	--	--
Volatile Organics (mg/kg-OC)									
Hexachlorobutadiene (Hexachloro-1,3-butadiene)	3.9	6.2			--	--	--	--	18 U
Volatile Organics (µg/kg)									
Ethylbenzene					--	--	--	--	--
Hexachlorobutadiene (Hexachloro-1,3-butadiene)			11	120	320 U	--	--	--	36 U
Tetrachloroethene (PCE)					--	--	--	--	--
Semivolatile Organics (mg/kg-OC)									
1,2,4-Trichlorobenzene	0.81	1.8			--	--	--	--	10 U
1,2-Dichlorobenzene	2.3	2.3			--	--	--	--	10 U
1,4-Dichlorobenzene	3.1	9			--	--	--	--	10 U
2-Methylnaphthalene	38	64			--	--	--	--	--
Acenaphthene	16	57			--	--	--	--	--
Acenaphthylene	66	66			--	--	--	--	--
Anthracene	220	1200			--	--	--	--	--
Benzo(a)anthracene	110	270			--	--	--	--	--
Benzo(a)pyrene	99	210			--	--	--	--	--

Table C-6
Sediment Data for 63rd Ave. SW Overflow

				Distance to CSO (ft)	941	941	941	941	941
				Location ID	ALKI9497LSKS01	ALKI9497LSKS01	ALKI9497LSKS01	ALKI9497LSKS01	ALKI9497LSKS01
				Area	CentralBasinPugetSnd	CentralBasinPugetSnd	CentralBasinPugetSnd	CentralBasinPugetSnd	CentralBasinPugetSnd
				CSO	63rd Ave. SW	63rd Ave. SW	63rd Ave. SW	63rd Ave. SW	63rd Ave. SW
				Task	ALKI9497	ALKI9497	ALKI9497	ALKI9497	ALKI9497
				Sample ID	L6417-6	L7053-2	L7897-2	L8431-2	L9011-4
				Sample Date	07/11/1995	10/02/1995	02/20/1996	05/06/1996	07/29/1996
				Depth			0 - 2 cm	0 - 2 cm	0 - 2 cm
	SMS_Marine_SCO_SCUMII	SMS_Marine_CSL_SCUMII	AET_Marine_SCO_SCUMII	AET_Marine_CSL_SCUMII					
Benzo(b)fluoranthene					--	--	--	--	--
Benzo(g,h,i)perylene	31	78			--	--	--	--	--
Benzo(k)fluoranthene					--	--	--	--	--
bis(2-Ethylhexyl)phthalate	47	78			--	--	--	--	**608**
Butylbenzyl phthalate	4.9	64			--	--	--	--	10 U
Chrysene	110	460			--	--	--	--	--
Dibenzo(a,h)anthracene	12	33			--	--	--	--	--
Dibenzofuran	15	58			--	--	--	--	--
Diethyl phthalate	61	110			--	--	--	--	18 U
Dimethyl phthalate	53	53			--	--	--	--	7.4 U
Di-n-butyl phthalate	220	1700			--	--	--	--	18 U
Di-n-octyl phthalate	58	4500			--	--	--	--	10 U
Fluoranthene	160	1200			--	--	--	--	--
Fluorene	23	79			--	--	--	--	--
Hexachlorobenzene	0.38	2.3			--	--	--	--	10 U
Hexachlorobutadiene (Hexachloro-1,3-butadiene)	3.9	6.2			--	--	--	--	--
Indeno(1,2,3-c,d)pyrene	34	88			--	--	--	--	--
Naphthalene	99	170			--	--	--	--	--
n-Nitrosodiphenylamine	11	11			--	--	--	--	18 U
Phenanthrene	100	480			--	--	--	--	--
Pyrene	1000	1400			--	--	--	--	--
Total Benzofluoranthenes (b,j,k) (U = 0)	230	450			--	--	--	--	--
Total cPAH TEQ (7 minimum CAEPA 2005) (U = 0)					--	--	--	--	--
Total HPAH (SMS) (U = 0)	960	5300			--	--	--	--	--
Total LPAH (SMS) (U = 0)	370	780			--	--	--	--	--
Semivolatile Organics (µg/kg)									
1,2,4-Trichlorobenzene			31	51	200 U	--	--	--	21 U
1,2-Dichlorobenzene			35	50	200 U	--	--	--	21 U
1,2-Diphenylhydrazine					660 U	--	--	--	70 U
1,3-Dichlorobenzene					200 U	--	--	--	21 U
1,4-Dichlorobenzene			110	110	200 U	--	--	--	21 U
2,2'-Oxybis (1-chloropropane)					660 U	--	--	--	70 U
2,2'-Oxybis (2-chloropropane)					--	--	--	--	--
2,4,5-Trichlorophenol					1300 U	--	--	--	150 U
2,4,6-Trichlorophenol					1300 U	--	--	--	150 U

Table C-6
Sediment Data for 63rd Ave. SW Overflow

				Distance to CSO (ft)	941	941	941	941	941
				Location ID	ALKI9497LSKS01	ALKI9497LSKS01	ALKI9497LSKS01	ALKI9497LSKS01	ALKI9497LSKS01
				Area	CentralBasinPugetSnd	CentralBasinPugetSnd	CentralBasinPugetSnd	CentralBasinPugetSnd	CentralBasinPugetSnd
				CSO	63rd Ave. SW	63rd Ave. SW	63rd Ave. SW	63rd Ave. SW	63rd Ave. SW
				Task	ALKI9497	ALKI9497	ALKI9497	ALKI9497	ALKI9497
				Sample ID	L6417-6	L7053-2	L7897-2	L8431-2	L9011-4
				Sample Date	07/11/1995	10/02/1995	02/20/1996	05/06/1996	07/29/1996
				Depth			0 - 2 cm	0 - 2 cm	0 - 2 cm
	SMS_Marine_SCO_SCUMII	SMS_Marine_CSL_SCUMII	AET_Marine_SCO_SCUMII	AET_Marine_CSL_SCUMII					
2,4-Dichlorophenol					320 U	--	--	--	36 U
2,4-Dimethylphenol	29	29	29	29	320 U	--	--	--	36 U
2,4-Dinitrophenol					660 U	--	--	--	70 U
2,4-Dinitrotoluene					130 U	--	--	--	15 U
2,6-Dinitrotoluene					130 U	--	--	--	15 U
2-Chloronaphthalene					200 U	--	--	--	21 U
2-Chlorophenol					660 U	--	--	--	70 U
2-Methylbenzophenone					--	--	--	--	--
2-Methylnaphthalene			670	670	--	--	--	--	--
2-Methylphenol (o-Cresol)	63	63	63	63	320 U	--	--	--	36 U
2-Nitroaniline					1300 U	--	--	--	150 U
2-Nitrophenol					320 U	--	--	--	36 U
3,3'-Dichlorobenzidine					320 U	--	--	--	36 U
3-Nitroaniline					1300 U	--	--	--	150 U
4-Bromophenyl-phenyl ether					130 U	--	--	--	15 U
4-Chloro-3-methylphenol					660 U	--	--	--	70 U
4-Chloroaniline					660 U	--	--	--	70 U
4-Chlorophenyl phenyl ether					200 U	--	--	--	21 U
4-Methylbenzophenone					--	--	--	--	--
4-Methylphenol (p-Cresol)	670	670	670	670	320 U	--	--	--	36 U
4-Nitroaniline					1300 U	--	--	--	150 U
4-Nitrophenol					660 U	--	--	--	70 U
Acenaphthene			500	500	--	--	--	--	--
Acenaphthylene			1300	1300	--	--	--	--	--
Aniline					660 U	--	--	--	70 U
Anthracene			960	960	--	--	--	--	--
Benzidine					7800 U	--	--	--	850 U
Benzo(a)anthracene			1300	1600	--	--	--	--	--
Benzo(a)pyrene			1600	1600	--	--	--	--	--
Benzo(b)fluoranthene					--	--	--	--	--
Benzo(g,h,i)perylene			670	720	--	--	--	--	--
Benzo(k)fluoranthene					--	--	--	--	--
Benzoic acid	650	650	650	650	**2640**	--	--	--	**190**
Benzyl alcohol	57	73	57	73	320 U	--	--	--	36 U
bis(2-Chloroethoxy)methane					320 U	--	--	--	36 U

Table C-6
Sediment Data for 63rd Ave. SW Overflow

				Distance to CSO (ft)	941	941	941	941	941
				Location ID	ALKI9497LSKS01	ALKI9497LSKS01	ALKI9497LSKS01	ALKI9497LSKS01	ALKI9497LSKS01
				Area	CentralBasinPugetSnd	CentralBasinPugetSnd	CentralBasinPugetSnd	CentralBasinPugetSnd	CentralBasinPugetSnd
				CSO	63rd Ave. SW	63rd Ave. SW	63rd Ave. SW	63rd Ave. SW	63rd Ave. SW
				Task	ALKI9497	ALKI9497	ALKI9497	ALKI9497	ALKI9497
				Sample ID	L6417-6	L7053-2	L7897-2	L8431-2	L9011-4
				Sample Date	07/11/1995	10/02/1995	02/20/1996	05/06/1996	07/29/1996
				Depth			0 - 2 cm	0 - 2 cm	0 - 2 cm
	SMS_Marine_SCO_SCUMII	SMS_Marine_CSL_SCUMII	AET_Marine_SCO_SCUMII	AET_Marine_CSL_SCUMII					
bis(2-Chloroethyl)ether					200 U	--	--	--	21 U
bis(2-Ethylhexyl)phthalate			1300	3100	200 U	--	--	--	**1240**
Butylbenzyl phthalate			63	900	200 U	--	--	--	21 U
Carbazole					--	--	--	--	--
Chrysene			1400	2800	--	--	--	--	--
Coprostanol (Cholestan-3-ol (3B, 5B))					1300 U	--	--	--	150 U
Dibenzo(a,h)anthracene			230	230	--	--	--	--	--
Dibenzofuran			540	540	--	--	--	--	--
Diethyl phthalate			200	1200	320 U	--	--	--	36 U
Dimethyl phthalate			71	160	130 U	--	--	--	15 U
Di-n-butyl phthalate			1400	1400	320 U	--	--	--	36 U
Dinitro-o-cresol (4,6-Dinitro-2-methylphenol)					660 U	--	--	--	70 U
Di-n-octyl phthalate			6200	6200	200 U	--	--	--	21 U
Fluoranthene			1700	2500	--	--	--	--	--
Fluorene			540	540	--	--	--	--	--
Hexachlorobenzene			22	70	200 U	--	--	--	21 U
Hexachlorobutadiene (Hexachloro-1,3-butadiene)			11	120	--	--	--	--	--
Hexachlorocyclopentadiene					320 U	--	--	--	36 U
Hexachloroethane					320 U	--	--	--	36 U
Indeno(1,2,3-c,d)pyrene			600	690	--	--	--	--	--
Isophorone					320 U	--	--	--	36 U
Naphthalene			2100	2100	--	--	--	--	--
Nitrobenzene					320 U	--	--	--	36 U
n-Nitrosodimethylamine					1300 U	--	--	--	150 U
n-Nitrosodi-n-propylamine					320 U	--	--	--	36 U
n-Nitrosodiphenylamine			28	40	320 U	--	--	--	36 U
Pentachlorophenol	360	690	360	690	320 U	--	--	--	36 U
Phenanthrene			1500	1500	--	--	--	--	--
Phenol	420	1200	420	1200	**1900**	--	--	--	150 U
Pyrene			2600	3300	--	--	--	--	--
Pyridine					--	--	--	--	--
Total Benzofluoranthenes (b,j,k) (U = 0)			3200	3600	--	--	--	--	--
Total cPAH TEQ (7 minimum CAEPA 2005) (U = 0)					--	--	--	--	--
Total HPAH (SMS) (U = 0)			12000	17000	--	--	--	--	--
Total LPAH (SMS) (U = 0)			5200	5200	--	--	--	--	--

Table C-6
Sediment Data for 63rd Ave. SW Overflow

				Distance to CSO (ft)	941	941	941	941	941
				Location ID	ALKI9497LSKS01	ALKI9497LSKS01	ALKI9497LSKS01	ALKI9497LSKS01	ALKI9497LSKS01
				Area	CentralBasinPugetSnd	CentralBasinPugetSnd	CentralBasinPugetSnd	CentralBasinPugetSnd	CentralBasinPugetSnd
				CSO	63rd Ave. SW	63rd Ave. SW	63rd Ave. SW	63rd Ave. SW	63rd Ave. SW
				Task	ALKI9497	ALKI9497	ALKI9497	ALKI9497	ALKI9497
				Sample ID	L6417-6	L7053-2	L7897-2	L8431-2	L9011-4
				Sample Date	07/11/1995	10/02/1995	02/20/1996	05/06/1996	07/29/1996
				Depth			0 - 2 cm	0 - 2 cm	0 - 2 cm
	SMS_Marine_SCO_SCUMII	SMS_Marine_CSL_SCUMII	AET_Marine_SCO_SCUMII	AET_Marine_CSL_SCUMII					
Polycyclic Aromatic Hydrocarbons (mg/kg-OC)									
2-Methylnaphthalene	38	64			--	--	--	--	28 U
Acenaphthene	16	57			--	--	--	--	7.4 U
Acenaphthylene	66	66			--	--	--	--	10 U
Anthracene	220	1200			--	--	--	--	10 U
Benzo(a)anthracene	110	270			--	--	--	--	**12**
Benzo(a)pyrene	99	210			--	--	--	--	18 U
Benzo(b)fluoranthene					--	--	--	--	28 U
Benzo(g,h,i)perylene	31	78			--	--	--	--	18 U
Benzo(k)fluoranthene					--	--	--	--	28 U
Chrysene	110	460			--	--	--	--	**12**
Dibenzo(a,h)anthracene	12	33			--	--	--	--	28 U
Dibenzofuran	15	58			--	--	--	--	18 U
Fluoranthene	160	1200			--	--	--	--	**20**
Fluorene	23	79			--	--	--	--	10 U
Indeno(1,2,3-c,d)pyrene	34	88			--	--	--	--	18 U
Naphthalene	99	170			--	--	--	--	28 U
Phenanthrene	100	480			--	--	--	--	10 U
Pyrene	1000	1400			--	--	--	--	**20.5**
Total Benzofluoranthenes (b,j,k) (U = 0)	230	450			--	--	--	--	28 U
Total cPAH TEQ (7 minimum CAEPA 2005) (U = 0)					--	--	--	--	**1.3**
Total HPAH (SMS) (U = 0)	960	5300			--	--	--	--	**65**
Total LPAH (SMS) (U = 0)	370	780			--	--	--	--	28 U
Polycyclic Aromatic Hydrocarbons (µg/kg)									
2-Methylnaphthalene			670	670	520 U	--	--	--	57 U
Acenaphthene			500	500	130 U	--	--	--	15 U
Acenaphthylene			1300	1300	200 U	--	--	--	21 U
Anthracene			960	960	200 U	--	--	--	21 U
Benzo(a)anthracene			1300	1600	200 U	--	--	--	**25**
Benzo(a)anthracene/chrysene					--	--	--	--	--
Benzo(a)pyrene			1600	1600	320 U	--	--	--	36 U
Benzo(b)fluoranthene					520 U	--	--	--	57 U
Benzo(g,h,i)perylene			670	720	320 U	--	--	--	36 U
Benzo(k)fluoranthene					520 U	--	--	--	57 U
Carbazole					320 U	--	--	--	36 U

Table C-6
Sediment Data for 63rd Ave. SW Overflow

				Distance to CSO (ft)	941	941	941	941	941
				Location ID	ALKI9497LSKS01	ALKI9497LSKS01	ALKI9497LSKS01	ALKI9497LSKS01	ALKI9497LSKS01
				Area	CentralBasinPugetSnd	CentralBasinPugetSnd	CentralBasinPugetSnd	CentralBasinPugetSnd	CentralBasinPugetSnd
				CSO	63rd Ave. SW	63rd Ave. SW	63rd Ave. SW	63rd Ave. SW	63rd Ave. SW
				Task	ALKI9497	ALKI9497	ALKI9497	ALKI9497	ALKI9497
				Sample ID	L6417-6	L7053-2	L7897-2	L8431-2	L9011-4
				Sample Date	07/11/1995	10/02/1995	02/20/1996	05/06/1996	07/29/1996
				Depth			0 - 2 cm	0 - 2 cm	0 - 2 cm
	SMS_Marine_SCO_SCUMII	SMS_Marine_CSL_SCUMII	AET_Marine_SCO_SCUMII	AET_Marine_CSL_SCUMII					
Chrysene			1400	2800	200 U	--	--	--	**24**
Dibenzo(a,h)anthracene			230	230	520 U	--	--	--	57 U
Dibenzofuran			540	540	320 U	--	--	--	36 U
Fluoranthene			1700	2500	200 U	--	--	--	**41**
Fluorene			540	540	200 U	--	--	--	21 U
Indeno(1,2,3-c,d)pyrene			600	690	320 U	--	--	--	36 U
Naphthalene			2100	2100	520 U	--	--	--	57 U
Phenanthrene			1500	1500	200 U	--	--	--	21 U
Pyrene			2600	3300	200 U	--	--	--	**41.9**
Total Benzofluoranthenes (b,j,k) (U = 0)			3200	3600	520 U	--	--	--	57 U
Total cPAH TEQ (7 minimum CAEPA 2005) (U = 0)					320 U	--	--	--	**2.7**
Total HPAH (SMS) (U = 0)			12000	17000	520 U	--	--	--	**130**
Total LPAH (SMS) (U = 0)			5200	5200	520 U	--	--	--	57 U
Pesticides (µg/kg)									
4,4'-DDD (p,p'-DDD)					17 U	--	--	--	1.7 U
4,4'-DDE (p,p'-DDE)					17 U	--	--	--	1.7 U
4,4'-DDT (p,p'-DDT)					17 U	--	--	--	1.7 U
Aldrin					17 U	--	--	--	1.7 U
Chlordane					81 U	--	--	--	8.9 U
Chlordane, alpha- (Chlordane, cis-)					--	--	--	--	--
Chlordane, gamma-					--	--	--	--	--
Dieldrin					17 U	--	--	--	1.7 U
Endosulfan					17 U	--	--	--	1.7 U
Endosulfan sulfate					17 U	--	--	--	1.7 U
Endosulfan, alpha- (I)					--	--	--	--	--
Endosulfan, beta (II)					--	--	--	--	--
Endrin					17 U	--	--	--	1.7 U
Endrin aldehyde					17 U	--	--	--	1.7 U
Heptachlor					17 U	--	--	--	1.7 U
Heptachlor epoxide					17 U	--	--	--	1.7 U
Hexachlorocyclohexane (BHC), alpha-					17 U	--	--	--	1.7 U
Hexachlorocyclohexane (BHC), beta-					17 U	--	--	--	1.7 U
Hexachlorocyclohexane (BHC), delta-					17 U	--	--	--	1.7 U
Hexachlorocyclohexane (BHC), gamma- (Lindane)					17 U	--	--	--	1.7 U
Methoxychlor					81 U	--	--	--	8.9 U

Table C-6
Sediment Data for 63rd Ave. SW Overflow

					Distance to CSO (ft)	941	941	941	941
					Location ID	ALKI9497LSKS01	ALKI9497LSKS01	ALKI9497LSKS01	ALKI9497LSKS01
					Area	CentralBasinPugetSnd	CentralBasinPugetSnd	CentralBasinPugetSnd	CentralBasinPugetSnd
					CSO	63rd Ave. SW	63rd Ave. SW	63rd Ave. SW	63rd Ave. SW
					Task	ALKI9497	ALKI9497	ALKI9497	ALKI9497
					Sample ID	L6417-6	L7053-2	L7897-2	L8431-2
					Sample Date	07/11/1995	10/02/1995	02/20/1996	05/06/1996
					Depth			0 - 2 cm	0 - 2 cm
	SMS_Marine_SCO_SCUMII	SMS_Marine_CSL_SCUMII	AET_Marine_SCO_SCUMII	AET_Marine_CSL_SCUMII					
Total 2,4' and 4,4'-DDD,-DDE,-DDT (reported, not calculated)					--	--	--	--	--
Toxaphene					170 U	--	--	--	17 U
PCB Aroclors (mg/kg-OC)									
Total PCB Aroclors (SMS Marine 2013) (U = 0)	12	65			--	--	--	--	8.3 U
PCB Aroclors (µg/kg)									
Aroclor 1016					170 U	--	--	--	17 U
Aroclor 1221					170 U	--	--	--	17 U
Aroclor 1232					170 U	--	--	--	17 U
Aroclor 1242					170 U	--	--	--	17 U
Aroclor 1248					170 U	--	--	--	17 U
Aroclor 1254					170 U	--	--	--	17 U
Aroclor 1260					170 U	--	--	--	17 U
Total PCB Aroclors (SMS Marine 2013) (U = 0)			130	1000	170 U	--	--	--	17 U
Total Petroleum Hydrocarbons (mg/kg)									
Oil and grease					--	**150**	**700**	**210**	**503**
Pharmaceuticals and Personal Care Products (µg/kg)									
Caffeine					--	--	--	--	--

Table C-6
Sediment Data for 63rd Ave. SW Overflow

					Distance to CSO (ft)	941	941	944	993	1008
					Location ID	ALKI9497LSKS01	ALKI9497LSKS01	TPPSS0035	63ACSO97WS1000S	MET_IT92LSKS01
					Area	CentralBasinPugetSnd	CentralBasinPugetSnd	CentralBasinPugetSnd	CentralBasinPugetSnd	CentralBasinPugetSnd
					CSO	63rd Ave. SW	63rd Ave. SW	63rd Ave. SW	63rd Ave. SW	63rd Ave. SW
					Task	ALKI9497	ALKI9497	TPPS	63ACSO97	MET_IT92
					Sample ID	L9011-5	L9011-6	S0035_19811123	L12041-6	9212542
					Sample Date	07/29/1996	07/29/1996	11/23/1981	10/14/1997	08/25/1992
					Depth	0 - 2 cm	0 - 2 cm		0 - 2 cm	
	SMS_Marine_SCO_SCUMII	SMS_Marine_CSL_SCUMII	AET_Marine_SCO_SCUMII	AET_Marine_CSL_SCUMII						
Conventional Parameters (mg/kg)										
Ammonia					--	--	--	**42.9**	--	
Ammonia as nitrogen					--	--	--	--	--	
Sulfide					--	--	--	**70.8**	--	
Conventional Parameters (pct)										
Total organic carbon					--	--	--	**0.25**	--	
Total solids					**17.2**	**9.99**	--	**72**	--	
Total volatile solids					--	--	--	**1.12**	--	
Grain Size (pct)										
Pebble					--	--	--	--	--	
Gravel					--	--	--	0.1 U	--	
Granule (very fine gravel)					--	--	--	--	--	
Sand					--	--	--	**98**	--	
Sand, coarse					--	--	--	--	--	
Sand, medium					--	--	--	--	--	
Sand, fine					--	--	--	--	--	
Sand, very fine					--	--	--	--	--	
Silt					--	--	--	0.1 U	--	
Silt, coarse					--	--	--	--	--	
Silt, medium					--	--	--	--	--	
Silt, fine					--	--	--	--	--	
Silt, very fine					--	--	--	--	--	
Clay					--	--	--	0.1 U	--	
Clay, coarse					--	--	--	--	--	
Clay, medium					--	--	--	--	--	
Clay, fine					--	--	--	--	--	
Metals (mg/kg)										
Aluminum					--	--	--	**6650 J**	**5900**	
Antimony					1.7 U	3 U	**0.3**	1.9 UJ	5 UJ	
Arsenic	57	93	57	93	**18.2**	5 U	**3.1**	3.3 U	6 U	
Barium					**0.756**	**0.695**	--	**15.3**	--	
Beryllium					0.058 U	0.1 U	**0.2**	**0.09**	**0.11**	
Cadmium	5.1	6.7	5.1	6.7	**0.35**	**0.45**	**0.09**	0.19 U	0.2 U	
Calcium					--	--	--	**3530**	--	
Chromium	260	270	260	270	**1.68**	**0.51**	**27**	**17.6**	**11**	

Table C-6
Sediment Data for 63rd Ave. SW Overflow

					Distance to CSO (ft)	941	941	944	993	1008
					Location ID	ALKI9497LSKS01	ALKI9497LSKS01	TPPSS0035	63ACSO97WS1000S	MET_IT92LSKS01
					Area	CentralBasinPugetSnd	CentralBasinPugetSnd	CentralBasinPugetSnd	CentralBasinPugetSnd	CentralBasinPugetSnd
					CSO	63rd Ave. SW	63rd Ave. SW	63rd Ave. SW	63rd Ave. SW	63rd Ave. SW
					Task	ALKI9497	ALKI9497	TPPS	63ACSO97	MET_IT92
					Sample ID	L9011-5	L9011-6	S0035_19811123	L12041-6	9212542
					Sample Date	07/29/1996	07/29/1996	11/23/1981	10/14/1997	08/25/1992
					Depth	0 - 2 cm	0 - 2 cm		0 - 2 cm	
	SMS_Marine_SCO_SCUMII	SMS_Marine_CSL_SCUMII	AET_Marine_SCO_SCUMII	AET_Marine_CSL_SCUMII						
Copper	390	390	390	390	**10.3**	**2.79**	**7.8**	**4.5**	**6.1 J**
Iron					--	--	**12000**	**8820**	**9000**
Lead	450	530	450	530	1.7 U	3 U	**7.4**	**3.5**	**4.5 J**
Magnesium					--	--	--	**3960**	--
Manganese					--	--	**210**	**132**	**150 J**
Mercury	0.41	0.59	0.41	0.59	**0.041**	0.042 U	0.05 U	0.025 U	0.02 U
Molybdenum					1.2 U	2 U	--	1.3 U	--
Nickel					**4.1**	2 U	**24**	**16.5**	**15 J**
Potassium					--	--	--	**999**	--
Selenium					2.9 U	5 U	0.2 U	3.3 U	7 U
Silver	6.1	6.1	6.1	6.1	**3.95**	0.4 U	**0.22**	0.26 U	0.3 UJ
Sodium					--	--	--	**3800 J**	--
Thallium					12 U	20 U	0.1 U	13 U	20 U
Zinc	410	960	410	960	**70.3**	**6.6**	**35**	**19.6**	**24**
Organometallic Compounds (µg/kg)									
Butyltin (n-Butyltin)					--	--	--	2.4 U	--
Dibutyltin					--	--	--	0.49 U	--
Tetrabutyltin					--	--	--	0.56 U	--
Tributyltin					--	--	--	0.29 U	--
Volatile Organics (mg/kg-OC)									
Hexachlorobutadiene (Hexachloro-1,3-butadiene)	3.9	6.2			--	--	--	15 U	--
Volatile Organics (µg/kg)									
Ethylbenzene					--	--	--	--	--
Hexachlorobutadiene (Hexachloro-1,3-butadiene)			11	120	160 U	270 U	--	38 U	20 U
Tetrachloroethene (PCE)					--	--	--	--	--
Semivolatile Organics (mg/kg-OC)									
1,2,4-Trichlorobenzene	0.81	1.8			--	--	--	0.38 U	--
1,2-Dichlorobenzene	2.3	2.3			--	--	--	0.38 UJ	--
1,4-Dichlorobenzene	3.1	9			--	--	--	0.38 UJ	--
2-Methylnaphthalene	38	64			--	--	--	--	--
Acenaphthene	16	57			--	--	--	--	--
Acenaphthylene	66	66			--	--	--	--	--
Anthracene	220	1200			--	--	--	--	--
Benzo(a)anthracene	110	270			--	--	--	--	--
Benzo(a)pyrene	99	210			--	--	--	--	--

Table C-6
Sediment Data for 63rd Ave. SW Overflow

				Distance to CSO (ft)	941	941	944	993	1008
				Location ID	ALKI9497LSKS01	ALKI9497LSKS01	TPPSS0035	63ACSO97WS1000S	MET_IT92LSKS01
				Area	CentralBasinPugetSnd	CentralBasinPugetSnd	CentralBasinPugetSnd	CentralBasinPugetSnd	CentralBasinPugetSnd
				CSO	63rd Ave. SW	63rd Ave. SW	63rd Ave. SW	63rd Ave. SW	63rd Ave. SW
				Task	ALKI9497	ALKI9497	TPPS	63ACSO97	MET_IT92
				Sample ID	L9011-5	L9011-6	S0035_19811123	L12041-6	9212542
				Sample Date	07/29/1996	07/29/1996	11/23/1981	10/14/1997	08/25/1992
				Depth	0 - 2 cm	0 - 2 cm		0 - 2 cm	
	SMS_Marine_SCO_SCUMII	SMS_Marine_CSL_SCUMII	AET_Marine_SCO_SCUMII	AET_Marine_CSL_SCUMII					
Benzo(b)fluoranthene					--	--	--	--	--
Benzo(g,h,i)perylene	31	78			--	--	--	--	--
Benzo(k)fluoranthene					--	--	--	--	--
bis(2-Ethylhexyl)phthalate	47	78			--	--	--	8.8 U	--
Butylbenzyl phthalate	4.9	64			--	--	--	8.8 U	--
Chrysene	110	460			--	--	--	--	--
Dibenzo(a,h)anthracene	12	33			--	--	--	--	--
Dibenzofuran	15	58			--	--	--	--	--
Diethyl phthalate	61	110			--	--	--	15 U	--
Dimethyl phthalate	53	53			--	--	--	6 U	--
Di-n-butyl phthalate	220	1700			--	--	--	15 U	--
Di-n-octyl phthalate	58	4500			--	--	--	8.8 U	--
Fluoranthene	160	1200			--	--	--	--	--
Fluorene	23	79			--	--	--	--	--
Hexachlorobenzene	0.38	2.3			--	--	--	0.38 U	--
Hexachlorobutadiene (Hexachloro-1,3-butadiene)	3.9	6.2			--	--	--	--	--
Indeno(1,2,3-c,d)pyrene	34	88			--	--	--	--	--
Naphthalene	99	170			--	--	--	--	--
n-Nitrosodiphenylamine	11	11			--	--	--	15 U	--
Phenanthrene	100	480			--	--	--	--	--
Pyrene	1000	1400			--	--	--	--	--
Total Benzofluoranthenes (b,j,k) (U = 0)	230	450			--	--	--	--	--
Total cPAH TEQ (7 minimum CAEPA 2005) (U = 0)					--	--	--	--	--
Total HPAH (SMS) (U = 0)	960	5300			--	--	--	--	--
Total LPAH (SMS) (U = 0)	370	780			--	--	--	--	--
Semivolatile Organics (µg/kg)									
1,2,4-Trichlorobenzene			31	51	93 U	160 U	--	0.96 U	10 U
1,2-Dichlorobenzene			35	50	93 U	160 U	--	0.96 UJ	10 U
1,2-Diphenylhydrazine					310 U	530 U	--	74 U	40 U
1,3-Dichlorobenzene					93 U	160 U	--	0.96 UJ	10 U
1,4-Dichlorobenzene			110	110	93 U	160 U	--	0.96 UJ	10 U
2,2'-Oxybis (1-chloropropane)					310 U	530 U	--	74 U	--
2,2'-Oxybis (2-chloropropane)					--	--	--	--	40 U
2,4,5-Trichlorophenol					640 U	1100 U	--	150 U	70 U
2,4,6-Trichlorophenol					640 U	1100 U	--	150 U	70 U

Table C-6
Sediment Data for 63rd Ave. SW Overflow

					Distance to CSO (ft)	941	941	944	993	1008
					Location ID	ALKI9497LSKS01	ALKI9497LSKS01	TPPSS0035	63ACSO97WS1000S	MET_IT92LSKS01
					Area	CentralBasinPugetSnd	CentralBasinPugetSnd	CentralBasinPugetSnd	CentralBasinPugetSnd	CentralBasinPugetSnd
					CSO	63rd Ave. SW	63rd Ave. SW	63rd Ave. SW	63rd Ave. SW	63rd Ave. SW
					Task	ALKI9497	ALKI9497	TPPS	63ACSO97	MET_IT92
					Sample ID	L9011-5	L9011-6	S0035_19811123	L12041-6	9212542
					Sample Date	07/29/1996	07/29/1996	11/23/1981	10/14/1997	08/25/1992
					Depth	0 - 2 cm	0 - 2 cm		0 - 2 cm	
	SMS_Marine_SCO_SCUMII	SMS_Marine_CSL_SCUMII	AET_Marine_SCO_SCUMII	AET_Marine_CSL_SCUMII						
2,4-Dichlorophenol					160 U	270 U	--	38 U	20 U
2,4-Dimethylphenol	29	29	29	29	160 U	270 U	--	38 UJ	20 U
2,4-Dinitrophenol					310 U	530 U	--	74 UJ	40 U
2,4-Dinitrotoluene					64 U	110 U	--	15 U	7 U
2,6-Dinitrotoluene					64 U	110 U	--	15 U	7 U
2-Chloronaphthalene					93 U	160 U	--	22 U	10 U
2-Chlorophenol					310 U	530 U	--	74 U	40 U
2-Methylbenzophenone					--	--	--	--	--
2-Methylnaphthalene			670	670	--	--	--	--	--
2-Methylphenol (o-Cresol)	63	63	63	63	**270**	270 U	--	38 U	20 U
2-Nitroaniline					640 U	1100 U	--	150 U	60 U
2-Nitrophenol					160 U	270 U	--	38 U	20 U
3,3'-Dichlorobenzidine					160 U	270 U	--	38 U	20 U
3-Nitroaniline					640 U	1100 U	--	150 U	60 U
4-Bromophenyl-phenyl ether					64 U	110 U	--	15 U	6 U
4-Chloro-3-methylphenol					310 U	530 U	--	74 U	40 U
4-Chloroaniline					310 U	530 U	--	74 UJ	40 U
4-Chlorophenyl phenyl ether					93 U	160 U	--	22 U	10 U
4-Methylbenzophenone					--	--	--	--	--
4-Methylphenol (p-Cresol)	670	670	670	670	160 U	270 U	--	38 U	20 U
4-Nitroaniline					640 U	1100 U	--	150 U	60 U
4-Nitrophenol					310 U	530 U	--	74 U	40 U
Acenaphthene			500	500	--	--	--	--	--
Acenaphthylene			1300	1300	--	--	--	--	--
Aniline					310 U	530 U	--	74 UJ	40 U
Anthracene			960	960	--	--	--	--	--
Benzidine					3700 U	6400 U	--	**R**	500 U
Benzo(a)anthracene			1300	1600	--	--	--	--	--
Benzo(a)pyrene			1600	1600	--	--	--	--	--
Benzo(b)fluoranthene					--	--	--	--	--
Benzo(g,h,i)perylene			670	720	--	--	--	--	--
Benzo(k)fluoranthene					--	--	--	--	--
Benzoic acid	650	650	650	650	**10700**	1100 U	--	**R**	60 U
Benzyl alcohol	57	73	57	73	160 U	270 U	--	38 U	20 U
bis(2-Chloroethoxy)methane					160 U	270 U	--	38 U	20 U

Table C-6
Sediment Data for 63rd Ave. SW Overflow

				Distance to CSO (ft)	941	941	944	993	1008
				Location ID	ALKI9497LSKS01	ALKI9497LSKS01	TPPSS0035	63ACSO97WS1000S	MET_IT92LSKS01
				Area	CentralBasinPugetSnd	CentralBasinPugetSnd	CentralBasinPugetSnd	CentralBasinPugetSnd	CentralBasinPugetSnd
				CSO	63rd Ave. SW	63rd Ave. SW	63rd Ave. SW	63rd Ave. SW	63rd Ave. SW
				Task	ALKI9497	ALKI9497	TPPS	63ACSO97	MET_IT92
				Sample ID	L9011-5	L9011-6	S0035_19811123	L12041-6	9212542
				Sample Date	07/29/1996	07/29/1996	11/23/1981	10/14/1997	08/25/1992
				Depth	0 - 2 cm	0 - 2 cm		0 - 2 cm	
	SMS_Marine_SCO_SCUMII	SMS_Marine_CSL_SCUMII	AET_Marine_SCO_SCUMII	AET_Marine_CSL_SCUMII					
bis(2-Chloroethyl)ether					93 U	160 U	--	22 U	10 U
bis(2-Ethylhexyl)phthalate			1300	3100	93 U	160 U	--	22 U	**42**
Butylbenzyl phthalate			63	900	93 U	160 U	--	22 U	10 U
Carbazole					--	--	--	--	--
Chrysene			1400	2800	--	--	--	--	--
Coprostanol (Cholestan-3-ol (3B, 5B))					640 U	1100 U	--	380 U	60 U
Dibenzo(a,h)anthracene			230	230	--	--	--	--	--
Dibenzofuran			540	540	--	--	--	--	--
Diethyl phthalate			200	1200	160 U	270 U	--	38 U	20 U
Dimethyl phthalate			71	160	64 U	110 U	--	15 U	6 U
Di-n-butyl phthalate			1400	1400	160 U	**400**	--	38 U	**60**
Dinitro-o-cresol (4,6-Dinitro-2-methylphenol)					310 U	530 U	--	74 U	40 U
Di-n-octyl phthalate			6200	6200	93 U	160 U	--	22 U	10 U
Fluoranthene			1700	2500	--	--	--	--	--
Fluorene			540	540	--	--	--	--	--
Hexachlorobenzene			22	70	93 U	160 U	--	0.96 U	10 U
Hexachlorobutadiene (Hexachloro-1,3-butadiene)			11	120	--	--	--	--	--
Hexachlorocyclopentadiene					160 U	270 U	--	38 U	20 U
Hexachloroethane					160 U	270 U	--	38 U	20 U
Indeno(1,2,3-c,d)pyrene			600	690	--	--	--	--	--
Isophorone					160 U	270 U	--	38 U	20 U
Naphthalene			2100	2100	--	--	--	--	--
Nitrobenzene					160 U	270 U	--	38 U	20 U
n-Nitrosodimethylamine					640 U	1100 U	--	150 U	60 U
n-Nitrosodi-n-propylamine					160 U	270 U	--	38 U	20 U
n-Nitrosodiphenylamine			28	40	160 U	270 U	--	38 U	**50**
Pentachlorophenol	360	690	360	690	160 U	270 U	--	38 U	20 U
Phenanthrene			1500	1500	--	--	--	--	--
Phenol	420	1200	420	1200	640 U	1100 U	--	150 U	60 U
Pyrene			2600	3300	--	--	--	--	--
Pyridine					--	--	--	--	--
Total Benzofluoranthenes (b,j,k) (U = 0)			3200	3600	--	--	--	--	--
Total cPAH TEQ (7 minimum CAEPA 2005) (U = 0)					--	--	--	--	--
Total HPAH (SMS) (U = 0)			12000	17000	--	--	--	--	--
Total LPAH (SMS) (U = 0)			5200	5200	--	--	--	--	--

Table C-6
Sediment Data for 63rd Ave. SW Overflow

				Distance to CSO (ft)	941	941	944	993	1008
				Location ID	ALKI9497LSKS01	ALKI9497LSKS01	TPPSS0035	63ACSO97WS1000S	MET_IT92LSKS01
				Area	CentralBasinPugetSnd	CentralBasinPugetSnd	CentralBasinPugetSnd	CentralBasinPugetSnd	CentralBasinPugetSnd
				CSO	63rd Ave. SW	63rd Ave. SW	63rd Ave. SW	63rd Ave. SW	63rd Ave. SW
				Task	ALKI9497	ALKI9497	TPPS	63ACSO97	MET_IT92
				Sample ID	L9011-5	L9011-6	S0035_19811123	L12041-6	9212542
				Sample Date	07/29/1996	07/29/1996	11/23/1981	10/14/1997	08/25/1992
				Depth	0 - 2 cm	0 - 2 cm		0 - 2 cm	
	SMS_Marine_SCO_SCUMII	SMS_Marine_CSL_SCUMII	AET_Marine_SCO_SCUMII	AET_Marine_CSL_SCUMII					
Polycyclic Aromatic Hydrocarbons (mg/kg-OC)									
2-Methylnaphthalene	38	64			--	--	--	20 U	--
Acenaphthene	16	57			--	--	--	6 U	--
Acenaphthylene	66	66			--	--	--	8.8 U	--
Anthracene	220	1200			--	--	--	8.8 UJ	--
Benzo(a)anthracene	110	270			--	--	--	**8.8**	--
Benzo(a)pyrene	99	210			--	--	--	15 UJ	--
Benzo(b)fluoranthene					--	--	--	20 U	--
Benzo(g,h,i)perylene	31	78			--	--	--	15 UJ	--
Benzo(k)fluoranthene					--	--	--	20 UJ	--
Chrysene	110	460			--	--	--	**8.8**	--
Dibenzo(a,h)anthracene	12	33			--	--	--	20 U	--
Dibenzofuran	15	58			--	--	--	15 U	--
Fluoranthene	160	1200			--	--	--	8.8 UJ	--
Fluorene	23	79			--	--	--	8.8 UJ	--
Indeno(1,2,3-c,d)pyrene	34	88			--	--	--	15 UJ	--
Naphthalene	99	170			--	--	--	20 UJ	--
Phenanthrene	100	480			--	--	--	8.8 UJ	--
Pyrene	1000	1400			--	--	--	8.8 UJ	--
Total Benzofluoranthenes (b,j,k) (U = 0)	230	450			--	--	--	20 UJ	--
Total cPAH TEQ (7 minimum CAEPA 2005) (U = 0)					--	--	--	**1 J**	--
Total HPAH (SMS) (U = 0)	960	5300			--	--	--	**20 J**	--
Total LPAH (SMS) (U = 0)	370	780			--	--	--	20 UJ	--
Polycyclic Aromatic Hydrocarbons (µg/kg)									
2-Methylnaphthalene			670	670	250 U	430 U	--	60 U	30 U
Acenaphthene			500	500	64 U	110 U	--	15 U	7 U
Acenaphthylene			1300	1300	93 U	160 U	--	22 U	10 U
Anthracene			960	960	93 U	160 U	--	22 UJ	10 U
Benzo(a)anthracene			1300	1600	93 U	160 U	--	**22**	--
Benzo(a)anthracene/chrysene					--	--	--	--	**28**
Benzo(a)pyrene			1600	1600	160 U	270 U	--	38 UJ	**20 J**
Benzo(b)fluoranthene					250 U	430 U	--	60 U	**40 J**
Benzo(g,h,i)perylene			670	720	160 U	270 U	--	38 UJ	20 U
Benzo(k)fluoranthene					250 U	430 U	--	60 UJ	30 U
Carbazole					160 U	270 U	--	38 U	20 U

Table C-6
Sediment Data for 63rd Ave. SW Overflow

				Distance to CSO (ft)	941	941	944	993	1008
				Location ID	ALKI9497LSKS01	ALKI9497LSKS01	TPPSS0035	63ACSO97WS1000S	MET_IT92LSKS01
				Area	CentralBasinPugetSnd	CentralBasinPugetSnd	CentralBasinPugetSnd	CentralBasinPugetSnd	CentralBasinPugetSnd
				CSO	63rd Ave. SW	63rd Ave. SW	63rd Ave. SW	63rd Ave. SW	63rd Ave. SW
				Task	ALKI9497	ALKI9497	TPPS	63ACSO97	MET_IT92
				Sample ID	L9011-5	L9011-6	S0035_19811123	L12041-6	9212542
				Sample Date	07/29/1996	07/29/1996	11/23/1981	10/14/1997	08/25/1992
				Depth	0 - 2 cm	0 - 2 cm		0 - 2 cm	
	SMS_Marine_SCO_SCUMII	SMS_Marine_CSL_SCUMII	AET_Marine_SCO_SCUMII	AET_Marine_CSL_SCUMII					
Chrysene			1400	2800	93 U	160 U	--	**22**	**26**
Dibenzo(a,h)anthracene			230	230	250 U	430 U	--	60 U	30 U
Dibenzofuran			540	540	160 U	270 U	--	38 U	20 U
Fluoranthene			1700	2500	93 U	160 U	--	22 UJ	**58**
Fluorene			540	540	93 U	160 U	--	22 UJ	10 U
Indeno(1,2,3-c,d)pyrene			600	690	160 U	270 U	--	38 UJ	20 U
Naphthalene			2100	2100	250 U	430 U	--	60 UJ	30 U
Phenanthrene			1500	1500	93 U	160 U	--	22 UJ	**45**
Pyrene			2600	3300	93 U	160 U	--	22 UJ	**58**
Total Benzofluoranthenes (b,j,k) (U = 0)			3200	3600	250 U	430 U	--	60 UJ	**40 J**
Total cPAH TEQ (7 minimum CAEPA 2005) (U = 0)					160 U	270 U	--	**2.4 J**	**24 J**
Total HPAH (SMS) (U = 0)			12000	17000	250 U	430 U	--	**44 J**	**200 J**
Total LPAH (SMS) (U = 0)			5200	5200	250 U	430 U	--	60 UJ	**45**
Pesticides (µg/kg)									
4,4'-DDD (p,p'-DDD)					7.6 U	8.3 U	--	1.8 UJ	1 U
4,4'-DDE (p,p'-DDE)					7.6 U	8.3 U	--	1.8 UJ	1 U
4,4'-DDT (p,p'-DDT)					7.6 U	8.3 U	--	1.8 U	1 U
Aldrin					7.6 U	8.3 U	--	1.8 U	1 U
Chlordane					39 U	42 U	--	9.3 U	5 U
Chlordane, alpha- (Chlordane, cis-)					--	--	--	--	--
Chlordane, gamma-					--	--	--	--	--
Dieldrin					7.6 U	8.3 U	--	1.8 U	1 U
Endosulfan					7.6 U	8.3 U	--	1.8 U	--
Endosulfan sulfate					7.6 U	8.3 U	--	1.8 UJ	1 U
Endosulfan, alpha- (I)					--	--	--	--	1 U
Endosulfan, beta (II)					--	--	--	--	1 U
Endrin					7.6 U	8.3 U	--	1.8 U	1 U
Endrin aldehyde					7.6 U	8.3 U	--	**R**	1 U
Heptachlor					7.6 U	8.3 U	--	1.8 U	1 U
Heptachlor epoxide					7.6 U	8.3 U	--	1.8 U	1 U
Hexachlorocyclohexane (BHC), alpha-					7.6 U	8.3 U	--	1.8 U	1 U
Hexachlorocyclohexane (BHC), beta-					7.6 U	8.3 U	--	1.8 U	1 U
Hexachlorocyclohexane (BHC), delta-					7.6 U	8.3 U	--	1.8 UJ	1 U
Hexachlorocyclohexane (BHC), gamma- (Lindane)					7.6 U	8.3 U	--	1.8 U	1 U
Methoxychlor					39 U	42 U	--	9.3 U	5 U

Table C-6
Sediment Data for 63rd Ave. SW Overflow

					Distance to CSO (ft)	941	941	944	993	1008
					Location ID	ALKI9497LSKS01	ALKI9497LSKS01	TPPSS0035	63ACSO97WS1000S	MET_IT92LSKS01
					Area	CentralBasinPugetSnd	CentralBasinPugetSnd	CentralBasinPugetSnd	CentralBasinPugetSnd	CentralBasinPugetSnd
					CSO	63rd Ave. SW	63rd Ave. SW	63rd Ave. SW	63rd Ave. SW	63rd Ave. SW
					Task	ALKI9497	ALKI9497	TPPS	63ACSO97	MET_IT92
					Sample ID	L9011-5	L9011-6	S0035_19811123	L12041-6	9212542
					Sample Date	07/29/1996	07/29/1996	11/23/1981	10/14/1997	08/25/1992
					Depth	0 - 2 cm	0 - 2 cm		0 - 2 cm	
	SMS_Marine_SCO_SCUMII	SMS_Marine_CSL_SCUMII	AET_Marine_SCO_SCUMII	AET_Marine_CSL_SCUMII						
Total 2,4' and 4,4'-DDD,-DDE,-DDT (reported, not calculated)					--	--	--	--	**3 J**	
Toxaphene					76 U	83 U	--	18 U	10 U	
PCB Aroclors (mg/kg-OC)										
Total PCB Aroclors (SMS Marine 2013) (U = 0)	12	65			--	--	--	7.2 UJ	--	
PCB Aroclors (µg/kg)										
Aroclor 1016					76 U	83 U	--	18 U	10 U	
Aroclor 1221					76 U	83 U	--	18 U	10 U	
Aroclor 1232					76 U	83 U	--	18 U	10 U	
Aroclor 1242					76 U	83 U	--	18 U	10 U	
Aroclor 1248					76 U	83 U	--	18 U	10 U	
Aroclor 1254					76 U	83 U	--	18 UJ	10 U	
Aroclor 1260					76 U	83 U	--	18 U	10 U	
Total PCB Aroclors (SMS Marine 2013) (U = 0)			130	1000	76 U	83 U	--	18 UJ	10 U	
Total Petroleum Hydrocarbons (mg/kg)										
Oil and grease					--	--	--	**1080**	--	
Pharmaceuticals and Personal Care Products (µg/kg)										
Caffeine					--	--	--	--	--	

Table C-6
Sediment Data for 63rd Ave. SW Overflow

					Distance to CSO (ft)	1067	1087	1087
					Location ID	ALKI01AL1500S	KC-LSKS04	KC-LSKS04
					Area	CentralBasinPugetSnd	CentralBasinPugetSnd	CentralBasinPugetSnd
					CSO	63rd Ave. SW	63rd Ave. SW	63rd Ave. SW
					Task	ALKI01	KingCoShellfish98-10	KingCoShellfish98-10
					Sample ID	L22294-6	L32850-4	L36414-6
					Sample Date	10/25/2001	08/17/2004	08/18/2005
					Depth	0 - 2 cm	0 - 5 cm	0 - 5 cm
	SMS_Marine_SCO_SCUMII	SMS_Marine_CSL_SCUMII	AET_Marine_SCO_SCUMII	AET_Marine_CSL_SCUMII				
Conventional Parameters (mg/kg)								
Ammonia					--	**2.35**	--	--
Ammonia as nitrogen					**2.09**	--	--	--
Sulfide					1.4 U	6.9 U	--	--
Conventional Parameters (pct)								
Total organic carbon					**0.291**	**0.256**	**0.0939**	**0.201**
Total solids					**72.9**	**72.7**	**79.1**	**80.7**
Total volatile solids					**1.15**	**1.35**	--	--
Grain Size (pct)								
Pebble					--	--	0.1 U	--
Gravel					**1.5 J**	**1**	**0.1 J**	**28.4**
Granule (very fine gravel)					--	--	**0.1 J**	--
Sand					**92**	**91.9**	--	**73.4**
Sand, coarse					--	--	0.1 U	--
Sand, medium					--	--	**0.3 J**	--
Sand, fine					--	--	**31.1**	--
Sand, very fine					--	--	**63.9**	--
Silt					**5.1**	**2.6**	--	**0.6 J**
Silt, coarse					--	--	**1.6**	--
Silt, medium					--	--	0.5 U	--
Silt, fine					--	--	**0.6 J**	--
Silt, very fine					--	--	0.5 U	--
Clay					**1.3 J**	**4.3**	--	**1.9**
Clay, coarse					--	--	0.5 U	--
Clay, medium					--	--	0.5 U	--
Clay, fine					--	--	**2.5**	--
Metals (mg/kg)								
Aluminum					**6700 J**	--	**6182.05**	**5824.04**
Antimony					1.9 UJ	1.9 UJ	--	--
Arsenic	57	93	57	93	3.3 U	3.3 U	3.16 U	3.1 UJ
Barium					--	--	--	--
Beryllium					**0.165**	**0.193**	**0.13 J**	**0.08 J**
Cadmium	5.1	6.7	5.1	6.7	0.19 U	0.19 U	0.19 U	0.19 U
Calcium					--	--	--	--
Chromium	260	270	260	270	**19.3**	**20.9**	**20.86 J**	**16.11**

Table C-6
Sediment Data for 63rd Ave. SW Overflow

					Distance to CSO (ft)	1067	1087	1087
					Location ID	ALKI01AL1500S	KC-LSKS04	KC-LSKS04
					Area	CentralBasinPugetSnd	CentralBasinPugetSnd	CentralBasinPugetSnd
					CSO	63rd Ave. SW	63rd Ave. SW	63rd Ave. SW
					Task	ALKI01	KingCoShellfish98-10	KingCoShellfish98-10
					Sample ID	L22294-6	L32850-4	L36414-6
					Sample Date	10/25/2001	08/17/2004	08/18/2005
					Depth	0 - 2 cm	0 - 5 cm	0 - 5 cm
	SMS_Marine_SCO_SCUMII	SMS_Marine_CSL_SCUMII	AET_Marine_SCO_SCUMII	AET_Marine_CSL_SCUMII				
Copper	390	390	390	390	**6.58**	**7.15**	**5.88 J**	**7.67**
Iron					**12600**	**13100**	**10998.7 J**	**9516.73**
Lead	450	530	450	530	**6.17**	**6.74**	**6.83 J**	**7.93 J**
Magnesium					--	**5270**	--	--
Manganese					**381**	**300**	**130.21**	**113.63**
Mercury	0.41	0.59	0.41	0.59	**0.0329**	**0.0275**	0.02 U	**0.03 J**
Molybdenum					--	1.3 U	--	--
Nickel					**21.7**	**22.6**	**20.48 J**	**17.6**
Potassium					--	**1190**	--	--
Selenium					3.3 U	3.3 U	3.16 U	3.1 U
Silver	6.1	6.1	6.1	6.1	0.26 U	0.26 U	**0.56 J**	0.25 UJ
Sodium					--	--	--	--
Thallium					13 U	13 U	--	--
Zinc	410	960	410	960	**29.1**	**28.3**	**29.46**	**27.51 J**
Organometallic Compounds (µg/kg)								
Butyltin (n-Butyltin)					**3.4**	**3.7**	--	--
Dibutyltin					**0.48**	0.48 UJ	--	--
Tetrabutyltin					0.55 U	0.55 U	--	--
Tributyltin					0.29 UJ	0.29 UJ	--	--
Volatile Organics (mg/kg-OC)								
Hexachlorobutadiene (Hexachloro-1,3-butadiene)	3.9	6.2			--	14 UJ	--	--
Volatile Organics (µg/kg)								
Ethylbenzene					--	--	--	--
Hexachlorobutadiene (Hexachloro-1,3-butadiene)			11	120	--	37 UJ	--	--
Tetrachloroethene (PCE)					--	--	--	--
Semivolatile Organics (mg/kg-OC)								
1,2,4-Trichlorobenzene	0.81	1.8			0.12 UJ	0.37 UJ	0.35 U	0.16 U
1,2-Dichlorobenzene	2.3	2.3			0.12 UJ	0.37 UJ	0.35 U	0.16 U
1,4-Dichlorobenzene	3.1	9			0.062 UJ	0.37 UJ	0.17 U	0.08 U
2-Methylnaphthalene	38	64			6.5 U	--	18.8 U	8.63 U
Acenaphthene	16	57			3.3 U	--	9.42 U	4.31 U
Acenaphthylene	66	66			7.2 U	--	20.2 U	9.25 U
Anthracene	220	1200			1.9 UJ	--	5.39 U	2.47 U
Benzo(a)anthracene	110	270			**2.93**	--	**3.63 J**	**2.9**
Benzo(a)pyrene	99	210			**3.8**	--	**9.7**	**3.02 J**

Table C-6
Sediment Data for 63rd Ave. SW Overflow

					Distance to CSO (ft)	1067	1087	1087
					Location ID	ALKI01AL1500S	KC-LSKS04	KC-LSKS04
					Area	CentralBasinPugetSnd	CentralBasinPugetSnd	CentralBasinPugetSnd
					CSO	63rd Ave. SW	63rd Ave. SW	63rd Ave. SW
					Task	ALKI01	KingCoShellfish98-10	KingCoShellfish98-10
					Sample ID	L22294-6	L32850-4	L36414-6
					Sample Date	10/25/2001	08/17/2004	08/18/2005
					Depth	0 - 2 cm	0 - 5 cm	0 - 5 cm
	SMS_Marine_SCO_SCUMII	SMS_Marine_CSL_SCUMII	AET_Marine_SCO_SCUMII	AET_Marine_CSL_SCUMII				
Benzo(b)fluoranthene					1.4 U	--	**8.19**	**2.22 J**
Benzo(g,h,i)perylene	31	78			3.8 U	--	10.8 U	4.93 U
Benzo(k)fluoranthene					**1.4**	--	**5.52 J**	**2.16 J**
bis(2-Ethylhexyl)phthalate	47	78			**3.2**	8.6 UJ	26.7 U	16.5 U
Butylbenzyl phthalate	4.9	64			2.8 U	8.6 UJ	8.08 U	3.7 U
Chrysene	110	460			**2.69**	--	**5.52 J**	**3.76 J**
Dibenzo(a,h)anthracene	12	33			**3.3**	--	9.42 U	4.31 U
Dibenzofuran	15	58			6.5 U	--	18.8 U	8.63 U
Diethyl phthalate	61	110			2.8 U	14 UJ	8.08 U	3.7 U
Dimethyl phthalate	53	53			5.2 U	5.9 UJ	8.08 U	3.7 U
Di-n-butyl phthalate	220	1700			**4.5**	14 UJ	12.5 U	21 U
Di-n-octyl phthalate	58	4500			3.8 U	8.6 UJ	10.8 U	4.93 U
Fluoranthene	160	1200			**4.5 J**	--	**11.4 J**	**10.9**
Fluorene	23	79			6.2 U	--	17.5 U	8.01 U
Hexachlorobenzene	0.38	2.3			0.31 U	0.37 UJ	0.88 U	0.41 U
Hexachlorobutadiene (Hexachloro-1,3-butadiene)	3.9	6.2			0.3 UJ	--	1 U	0.46 U
Indeno(1,2,3-c,d)pyrene	34	88			4.1 UJ	--	12.1 U	5.55 U
Naphthalene	99	170			6.5 UJ	--	18.8 U	8.63 U
n-Nitrosodiphenylamine	11	11			9.3 U	14 UJ	8.08 U	3.7 U
Phenanthrene	100	480			**4.91**	--	**9.56 J**	**5.41**
Pyrene	1000	1400			**8.2 J**	--	**6.06 J**	**8.57**
Total Benzofluoranthenes (b,j,k) (U = 0)	230	450			**1.4**	--	**13.7 J**	**4.38 J**
Total cPAH TEQ (7 minimum CAEPA 2005) (U = 0)					**4.6 J**	--	**11 J**	**3.78 J**
Total HPAH (SMS) (U = 0)	960	5300			**27 J**	--	**50 J**	**33.5 J**
Total LPAH (SMS) (U = 0)	370	780			**4.9 J**	--	**9.56 J**	**5.41**
Semivolatile Organics (µg/kg)								
1,2,4-Trichlorobenzene			31	51	0.36 UJ	0.95 UJ	0.33 U	0.32 U
1,2-Dichlorobenzene			35	50	0.36 UJ	0.95 UJ	0.33 U	0.32 U
1,2-Diphenylhydrazine					14 U	73 UJ	12.64 U	12.39 U
1,3-Dichlorobenzene					0.36 UJ	0.95 UJ	0.33 U	0.32 U
1,4-Dichlorobenzene			110	110	0.18 UJ	0.95 UJ	0.16 U	0.16 U
2,2'-Oxybis (1-chloropropane)					21 U	73 UJ	18.96 U	18.59 U
2,2'-Oxybis (2-chloropropane)					--	--	--	--
2,4,5-Trichlorophenol					16 U	150 UJ	15.17 U	14.87 U
2,4,6-Trichlorophenol					18 U	150 UJ	16.43 U	16.11 U

Table C-6
Sediment Data for 63rd Ave. SW Overflow

					Distance to CSO (ft)	1067	1087	1087
					Location ID	ALKI01AL1500S	KC-LSKS04	KC-LSKS04
					Area	CentralBasinPugetSnd	CentralBasinPugetSnd	CentralBasinPugetSnd
					CSO	63rd Ave. SW	63rd Ave. SW	63rd Ave. SW
					Task	ALKI01	KingCoShellfish98-10	KingCoShellfish98-10
					Sample ID	L22294-6	L32850-4	L36414-6
					Sample Date	10/25/2001	08/17/2004	08/18/2005
					Depth	0 - 2 cm	0 - 5 cm	0 - 5 cm
	SMS_Marine_SCO_SCUMII	SMS_Marine_CSL_SCUMII	AET_Marine_SCO_SCUMII	AET_Marine_CSL_SCUMII				
2,4-Dichlorophenol					22 U	37 UJ	20.23 U	19.83 U
2,4-Dimethylphenol	29	29	29	29	9.6 U	37 UJ	8.85 U	8.67 U
2,4-Dinitrophenol					--	73 UJ	16.43 U	16.11 U
2,4-Dinitrotoluene					4.1 U	15 UJ	3.79 U	3.72 U
2,6-Dinitrotoluene					14 U	15 UJ	12.64 U	12.39 U
2-Chloronaphthalene					22 U	22 UJ	20.23 U	19.83 U
2-Chlorophenol					11 UJ	73 UJ	10.11 U	9.91 U
2-Methylbenzophenone					--	--	20.23 U	19.83 U
2-Methylnaphthalene			670	670	19 U	--	17.7 U	17.35 U
2-Methylphenol (o-Cresol)	63	63	63	63	26 U	37 UJ	--	--
2-Nitroaniline					--	150 UJ	16.43 U	16.11 U
2-Nitrophenol					21 U	37 UJ	18.96 U	18.59 U
3,3'-Dichlorobenzidine					--	**R**	16.43 UJ	16.11 UJ
3-Nitroaniline					--	150 UJ	16.43 U	16.11 UJ
4-Bromophenyl-phenyl ether					12 U	15 UJ	11.38 U	11.15 U
4-Chloro-3-methylphenol					--	73 UJ	16.43 U	16.11 U
4-Chloroaniline					--	**R**	3.41 UJ	3.35 UJ
4-Chlorophenyl phenyl ether					18 U	22 UJ	16.43 U	16.11 U
4-Methylbenzophenone					--	--	20.23 U	19.83 U
4-Methylphenol (p-Cresol)	670	670	670	670	22 U	37 UJ	--	--
4-Nitroaniline					--	150 UJ	16.43 U	16.11 U
4-Nitrophenol					--	73 UJ	16.43 U	16.11 U
Acenaphthene			500	500	9.6 U	--	8.85 U	8.67 U
Acenaphthylene			1300	1300	21 U	--	18.96 U	18.59 U
Aniline					**R**	**R**	164.35 UJ	161.09 U
Anthracene			960	960	5.5 UJ	--	5.06 U	4.96 U
Benzidine					--	**R**	--	--
Benzo(a)anthracene			1300	1600	**8.52**	--	**3.41 J**	**5.82**
Benzo(a)pyrene			1600	1600	**11**	--	**9.1**	**6.07 J**
Benzo(b)fluoranthene					4.1 U	--	**7.69**	**4.46 J**
Benzo(g,h,i)perylene			670	720	11 U	--	10.11 U	9.91 U
Benzo(k)fluoranthene					**4.1**	--	**5.18 J**	**4.34 J**
Benzoic acid	650	650	650	650	**240 J**	150 UJ	**204.8**	**171**
Benzyl alcohol	57	73	57	73	8.2 UJ	37 UJ	7.59 U	7.43 U
bis(2-Chloroethoxy)methane					23 U	37 UJ	21.49 U	21.07 U

Table C-6
Sediment Data for 63rd Ave. SW Overflow

				Distance to CSO (ft)	1067	1067	1087	1087
				Location ID	ALKI01AL1500S	ALKI99AL1500S	KC-LSKS04	KC-LSKS04
				Area	CentralBasinPugetSnd	CentralBasinPugetSnd	CentralBasinPugetSnd	CentralBasinPugetSnd
				CSO	63rd Ave. SW	63rd Ave. SW	63rd Ave. SW	63rd Ave. SW
				Task	ALKI01	ALKI99	KingCoShellfish98-10	KingCoShellfish98-10
				Sample ID	L22294-6	L16642-6	L32850-4	L36414-6
				Sample Date	10/25/2001	10/20/1999	08/17/2004	08/18/2005
				Depth	0 - 2 cm		0 - 5 cm	0 - 5 cm
	SMS_Marine_SCO_SCUMII	SMS_Marine_CSL_SCUMII	AET_Marine_SCO_SCUMII	AET_Marine_CSL_SCUMII				
bis(2-Chloroethyl)ether					21 UJ	22 UJ	18.96 U	18.59 U
bis(2-Ethylhexyl)phthalate			1300	3100	**9.2**	22 UJ	25.03 U	33.09 U
Butylbenzyl phthalate			63	900	8.2 U	22 UJ	7.59 U	7.43 U
Carbazole					9.6 U	--	8.85 U	8.67 U
Chrysene			1400	2800	**7.82**	--	**5.18 J**	**7.56 J**
Coprostanol (Cholestan-3-ol (3B, 5B))					19 U	370 UJ	17.7 U	17.35 U
Dibenzo(a,h)anthracene			230	230	**9.6**	--	8.85 U	8.67 U
Dibenzofuran			540	540	19 U	--	17.7 U	17.35 U
Diethyl phthalate			200	1200	8.2 U	37 UJ	7.59 U	7.43 U
Dimethyl phthalate			71	160	15 U	15 UJ	7.59 U	7.43 U
Di-n-butyl phthalate			1400	1400	**13**	37 UJ	11.76 U	43 U
Dinitro-o-cresol (4,6-Dinitro-2-methylphenol)					--	73 UJ	16.43 U	16.11 U
Di-n-octyl phthalate			6200	6200	11 U	22 UJ	10.11 U	9.91 U
Fluoranthene			1700	2500	**13 J**	--	**10.75 J**	**21.81**
Fluorene			540	540	18 U	--	16.43 U	16.11 U
Hexachlorobenzene			22	70	0.91 U	0.95 UJ	0.83 U	0.82 U
Hexachlorobutadiene (Hexachloro-1,3-butadiene)			11	120	1 UJ	--	0.95 U	0.93 U
Hexachlorocyclopentadiene					--	37 UJ	34.13 UJ	33.46 U
Hexachloroethane					21 UJ	37 UJ	18.96 U	18.59 U
Indeno(1,2,3-c,d)pyrene			600	690	12 UJ	--	11.38 U	11.15 U
Isophorone					26 U	37 UJ	24.02 U	23.54 U
Naphthalene			2100	2100	19 UJ	--	17.7 U	17.35 U
Nitrobenzene					22 UJ	37 UJ	20.23 U	19.83 U
n-Nitrosodimethylamine					**R**	150 UJ	34.13 U	33.46 U
n-Nitrosodi-n-propylamine					12 U	37 UJ	11.38 U	11.15 U
n-Nitrosodiphenylamine			28	40	27 U	37 UJ	7.59 U	7.43 U
Pentachlorophenol	360	690	360	690	6.9 U	37 UJ	6.32 U	6.2 U
Phenanthrene			1500	1500	**14.3**	--	**8.98 J**	**10.88**
Phenol	420	1200	420	1200	12 U	150 UJ	**30.85**	**21.07 J**
Pyrene			2600	3300	**24 J**	--	**5.69 J**	**17.22**
Pyridine					--	--	34.13 UJ	33.46 UJ
Total Benzofluoranthenes (b,j,k) (U = 0)			3200	3600	**4.1**	--	**12.9 J**	**8.8 J**
Total cPAH TEQ (7 minimum CAEPA 2005) (U = 0)					**13 J**	--	**11 J**	**7.61 J**
Total HPAH (SMS) (U = 0)			12000	17000	**78 J**	--	**47 J**	**67.3 J**
Total LPAH (SMS) (U = 0)			5200	5200	**14 J**	--	**8.98 J**	**10.9**

Table C-6
Sediment Data for 63rd Ave. SW Overflow

				Distance to CSO (ft)	1067	1067	1087	1087
				Location ID	ALKI01AL1500S	ALKI99AL1500S	KC-LSKS04	KC-LSKS04
				Area	CentralBasinPugetSnd	CentralBasinPugetSnd	CentralBasinPugetSnd	CentralBasinPugetSnd
				CSO	63rd Ave. SW	63rd Ave. SW	63rd Ave. SW	63rd Ave. SW
				Task	ALKI01	ALKI99	KingCoShellfish98-10	KingCoShellfish98-10
				Sample ID	L22294-6	L16642-6	L32850-4	L36414-6
				Sample Date	10/25/2001	10/20/1999	08/17/2004	08/18/2005
				Depth	0 - 2 cm		0 - 5 cm	0 - 5 cm
	SMS_Marine_SCO_SCUMII	SMS_Marine_CSL_SCUMII	AET_Marine_SCO_SCUMII	AET_Marine_CSL_SCUMII				
Polycyclic Aromatic Hydrocarbons (mg/kg-OC)								
2-Methylnaphthalene	38	64			--	23 UJ	--	--
Acenaphthene	16	57			--	5.9 UJ	--	--
Acenaphthylene	66	66			--	8.6 UJ	--	--
Anthracene	220	1200			--	8.6 UJ	--	--
Benzo(a)anthracene	110	270			--	8.6 UJ	--	--
Benzo(a)pyrene	99	210			--	14 UJ	--	--
Benzo(b)fluoranthene					--	23 UJ	--	--
Benzo(g,h,i)perylene	31	78			--	14 UJ	--	--
Benzo(k)fluoranthene					--	23 UJ	--	--
Chrysene	110	460			--	8.6 UJ	--	--
Dibenzo(a,h)anthracene	12	33			--	23 UJ	--	--
Dibenzofuran	15	58			--	14 UJ	--	--
Fluoranthene	160	1200			--	8.6 UJ	--	--
Fluorene	23	79			--	8.6 UJ	--	--
Indeno(1,2,3-c,d)pyrene	34	88			--	14 UJ	--	--
Naphthalene	99	170			--	23 UJ	--	--
Phenanthrene	100	480			--	8.6 UJ	--	--
Pyrene	1000	1400			--	8.6 UJ	--	--
Total Benzofluoranthenes (b,j,k) (U = 0)	230	450			--	23 UJ	--	--
Total cPAH TEQ (7 minimum CAEPA 2005) (U = 0)					--	14 UJ	--	--
Total HPAH (SMS) (U = 0)	960	5300			--	23 UJ	--	--
Total LPAH (SMS) (U = 0)	370	780			--	23 UJ	--	--
Polycyclic Aromatic Hydrocarbons (µg/kg)								
2-Methylnaphthalene			670	670	--	59 UJ	--	--
Acenaphthene			500	500	--	15 UJ	--	--
Acenaphthylene			1300	1300	--	22 UJ	--	--
Anthracene			960	960	--	22 UJ	--	--
Benzo(a)anthracene			1300	1600	--	22 UJ	--	--
Benzo(a)anthracene/chrysene					--	--	--	--
Benzo(a)pyrene			1600	1600	--	37 UJ	--	--
Benzo(b)fluoranthene					--	59 UJ	--	--
Benzo(g,h,i)perylene			670	720	--	37 UJ	--	--
Benzo(k)fluoranthene					--	59 UJ	--	--
Carbazole					--	37 UJ	--	--

Table C-6
Sediment Data for 63rd Ave. SW Overflow

				Distance to CSO (ft)	1067	1067	1087	1087
				Location ID	ALKI01AL1500S	ALKI99AL1500S	KC-LSKS04	KC-LSKS04
				Area	CentralBasinPugetSnd	CentralBasinPugetSnd	CentralBasinPugetSnd	CentralBasinPugetSnd
				CSO	63rd Ave. SW	63rd Ave. SW	63rd Ave. SW	63rd Ave. SW
				Task	ALKI01	ALKI99	KingCoShellfish98-10	KingCoShellfish98-10
				Sample ID	L22294-6	L16642-6	L32850-4	L36414-6
				Sample Date	10/25/2001	10/20/1999	08/17/2004	08/18/2005
				Depth	0 - 2 cm		0 - 5 cm	0 - 5 cm
	SMS_Marine_SCO_SCUMII	SMS_Marine_CSL_SCUMII	AET_Marine_SCO_SCUMII	AET_Marine_CSL_SCUMII				
Chrysene			1400	2800	--	22 UJ	--	--
Dibenzo(a,h)anthracene			230	230	--	59 UJ	--	--
Dibenzofuran			540	540	--	37 UJ	--	--
Fluoranthene			1700	2500	--	22 UJ	--	--
Fluorene			540	540	--	22 UJ	--	--
Indeno(1,2,3-c,d)pyrene			600	690	--	37 UJ	--	--
Naphthalene			2100	2100	--	59 UJ	--	--
Phenanthrene			1500	1500	--	22 UJ	--	--
Pyrene			2600	3300	--	22 UJ	--	--
Total Benzofluoranthenes (b,j,k) (U = 0)			3200	3600	--	59 UJ	--	--
Total cPAH TEQ (7 minimum CAEPA 2005) (U = 0)					--	37 UJ	--	--
Total HPAH (SMS) (U = 0)			12000	17000	--	59 UJ	--	--
Total LPAH (SMS) (U = 0)			5200	5200	--	59 UJ	--	--
Pesticides (µg/kg)								
4,4'-DDD (p,p'-DDD)					1.4 U	1.8 U	1.26 U	1.24 U
4,4'-DDE (p,p'-DDE)					1.4 U	1.8 U	1.26 U	1.24 U
4,4'-DDT (p,p'-DDT)					1.4 U	1.8 UJ	1.26 U	1.24 UJ
Aldrin					1.4 U	1.8 UJ	1.26 U	1.24 UJ
Chlordane					0.69 U	9.2 U	--	--
Chlordane, alpha- (Chlordane, cis-)					--	--	0.63 U	0.62 U
Chlordane, gamma-					--	--	0.63 U	0.62 U
Dieldrin					1.4 U	1.8 U	1.26 U	1.24 U
Endosulfan					1.4 U	1.8 U	--	--
Endosulfan sulfate					1.4 U	1.8 U	1.26 U	1.24 U
Endosulfan, alpha- (I)					--	--	1.26 U	1.24 U
Endosulfan, beta (II)					--	--	1.26 U	1.24 U
Endrin					1.4 U	1.8 U	1.26 U	1.24 U
Endrin aldehyde					2.7 UJ	1.8 UJ	2.53 U	2.48 U
Heptachlor					0.69 U	1.8 U	0.63 U	0.62 U
Heptachlor epoxide					0.69 U	1.8 U	0.63 U	0.62 U
Hexachlorocyclohexane (BHC), alpha-					0.69 U	1.8 UJ	0.63 U	0.62 UJ
Hexachlorocyclohexane (BHC), beta-					0.69 U	1.8 U	0.63 U	0.62 U
Hexachlorocyclohexane (BHC), delta-					0.69 U	1.8 U	0.63 U	0.62 U
Hexachlorocyclohexane (BHC), gamma- (Lindane)					0.69 U	1.8 U	0.63 U	0.62 UJ
Methoxychlor					6.9 U	9.2 U	6.32 U	6.2 U

Table C-6
Sediment Data for 63rd Ave. SW Overflow

				Distance to CSO (ft)	1067	1067	1087	1087
				Location ID	ALKI01AL1500S	ALKI99AL1500S	KC-LSKS04	KC-LSKS04
				Area	CentralBasinPugetSnd	CentralBasinPugetSnd	CentralBasinPugetSnd	CentralBasinPugetSnd
				CSO	63rd Ave. SW	63rd Ave. SW	63rd Ave. SW	63rd Ave. SW
				Task	ALKI01	ALKI99	KingCoShellfish98-10	KingCoShellfish98-10
				Sample ID	L22294-6	L16642-6	L32850-4	L36414-6
				Sample Date	10/25/2001	10/20/1999	08/17/2004	08/18/2005
				Depth	0 - 2 cm		0 - 5 cm	0 - 5 cm
	SMS_Marine_SCO_SCUMII	SMS_Marine_CSL_SCUMII	AET_Marine_SCO_SCUMII	AET_Marine_CSL_SCUMII				
Total 2,4' and 4,4'-DDD,-DDE,-DDT (reported, not calculated)					--	--	--	--
Toxaphene					14 U	18 U	12.64 U	12.39 U
PCB Aroclors (mg/kg-OC)								
Total PCB Aroclors (SMS Marine 2013) (U = 0)	12	65			1.2 U	0.9 UJ	3.37 U	1.5 U
PCB Aroclors (µg/kg)								
Aroclor 1016					1.8 U	2.3 U	1.64 U	1.61 U
Aroclor 1221					3.4 U	2.3 U	3.16 U	3.1 U
Aroclor 1232					3.4 U	2.3 U	3.16 U	3.1 U
Aroclor 1242					1.8 U	2.3 U	1.64 U	1.61 U
Aroclor 1248					1.8 U	2.3 U	1.64 U	1.61 U
Aroclor 1254					1.8 U	2.3 UJ	1.64 U	1.61 U
Aroclor 1260					1.8 U	2.3 U	1.64 U	1.61 U
Total PCB Aroclors (SMS Marine 2013) (U = 0)			130	1000	3.4 U	2.3 UJ	3.16 U	3.1 U
Total Petroleum Hydrocarbons (mg/kg)								
Oil and grease					**728**	140 U	**164.35 J**	**247.83 J**
Pharmaceuticals and Personal Care Products (µg/kg)								
Caffeine					8.2 U	7.3 UJ	7.59 U	7.43 U

Notes:

TOC in range (0.5% - 3.5%)

Detected concentration is greater than SMS_Marine_SCO_SCUMII screening level

Detected concentration is greater than SMS_Marine_CSL_SCUMII screening level

TOC out of range

Detected concentration is greater than AET_Marine_SCO_SCUMII screening level

Detected concentration is greater than AET_Marine_CSL_SCUMII screening level

Bold = Detected result

J = Estimated value

U = Compound analyzed, but not detected above detection limit

UJ = Compound analyzed, but not detected above estimated detection limit

R = Rejected

Table C-7
Sediment Data for SW Alaska St. Overflow

Distance to CSO (ft)					46	83	152	155	263	1054
Location ID					AK_CSO97AK106N	AK_CSO97AK12P	AK_CSO97AK212N	AK_CSO97AK106S	AK_CSO97AK212S	AK_CSO97AK1000S
Area					CentralBasinPugetSnd	CentralBasinPugetSnd	CentralBasinPugetSnd	CentralBasinPugetSnd	CentralBasinPugetSnd	CentralBasinPugetSnd
CSO					SW Alaska St.	SW Alaska St.	SW Alaska St.	SW Alaska St.	SW Alaska St.	SW Alaska St.
Task					AK_CSO97	AK_CSO97	AK_CSO97	AK_CSO97	AK_CSO97	AK_CSO97
Sample ID					L12042-2	L12042-3	L12042-1	L12042-4	L12042-5	L12042-6
Sample Date					10/14/1997	10/14/1997	10/14/1997	10/14/1997	10/14/1997	10/14/1997
Depth					0 - 2 cm	0 - 2 cm	0 - 2 cm	0 - 2 cm	0 - 2 cm	0 - 2 cm
	SMS_Marine_SCO_SCUMII	SMS_Marine_CSL_SCUMII	AET_Marine_SCO_SCUMII	AET_Marine_CSL_SCUMII						
Conventional Parameters (mg/kg)										
Ammonia					**38.8**	**24**	**31**	**34.8**	**34.9**	**37.6**
Sulfide					**28.1**	**31.6**	**14.9**	**29.7**	**38.2**	**18.3**
Conventional Parameters (pct)										
Total organic carbon					**0.398**	**0.24**	**0.254**	**0.22**	**0.276**	**0.336**
Total solids					**71.1**	**72.9**	**73.6**	**74.1**	**73.3**	**71.2**
Total volatile solids					**1.59**	**1.08**	**1.06**	**1.08**	**1.1**	**1.15**
Metals (mg/kg)										
Aluminum					**7400 J**	**6400 J**	**6500 J**	**7000 J**	**6200 J**	**7300 J**
Antimony					2.1 UJ	2.1 UJ	2 UJ	2 UJ	2 UJ	2.1 UJ
Arsenic	57	93	57	93	3.5 U	**3.4 J**	3.4 U	**3.9 J**	3.4 U	**3.7 J**
Barium					**14.9**	**12.4**	**12.2**	**18.6**	**11.7**	**15.2**
Beryllium					**0.075 J**	0.067 U	0.068 U	0.067 U	**0.071 J**	0.069 U
Cadmium	5.1	6.7	5.1	6.7	0.21 U	0.21 U	0.2 U	0.2 U	0.2 U	0.21 U
Chromium	260	270	260	270	**23.6**	**19.5**	**20.7**	**21.6**	**18.1**	**24.7**
Copper	390	390	390	390	**5.04 J**	**3.7 J**	**5.43 J**	**3.74 J**	**3.51 J**	**4.31 J**
Iron					**9550**	**8520**	**8510**	**8880**	**7710**	**8710**
Lead	450	530	450	530	**7.9 J**	**3.4 J**	**3.8 J**	**3.1 J**	**4.1 J**	**6.6 J**
Magnesium					**4160**	**3570**	**3670**	**3710**	**3480**	**3850**
Manganese					**156**	**140**	**137**	**158**	**129**	**142**
Mercury	0.41	0.59	0.41	0.59	0.025 U	0.026 U	0.026 U	0.026 U	0.025 U	**0.038 J**
Molybdenum					1.4 U	1.3 U	1.4 U	1.3 U	1.4 U	1.4 U
Nickel					**17.6**	**13.9**	**13.7**	**14.6**	**12.1**	**14.7**
Potassium					**918**	**856**	**823**	**950**	**932**	**927**
Selenium					3.5 U	3.3 U	3.4 U	3.4 U	3.4 U	3.5 U
Silver	6.1	6.1	6.1	6.1	**2.25**	0.27 U	0.27 U	0.27 U	0.27 U	0.28 U
Sodium					**4100 J**	**4200 J**	**4000 J**	**3800 J**	**4600 J**	**4000 J**
Thallium					14 U	13 U	14 U	13 U	14 U	14 U
Zinc	410	960	410	960	**23.6**	**19.5**	**21.3**	**20.4**	**17.2**	**21.9**
Organometallic Compounds (µg/kg)										
Butyltin (n-Butyltin)					2.4 U	2.3 U	2.3 UJ	2.3 UJ	2.3 UJ	2.4 UJ
Dibutyltin					0.49 U	0.48 U	0.48 UJ	0.47 UJ	0.48 UJ	0.49 UJ
Tetrabutyltin					0.56 U	0.55 U	0.54 UJ	0.54 U	0.55 U	0.56 U
Tributyltin					0.3 U	0.29 U	0.29 UJ	0.28 UJ	0.29 UJ	0.29 UJ
Volatile Organics (mg/kg-OC)										
Hexachlorobutadiene (Hexachloro-1,3-butadiene)	3.9	6.2			9.5 U	15 U	15 U	16 U	13 U	11 U
Volatile Organics (µg/kg)										
Hexachlorobutadiene (Hexachloro-1,3-butadiene)			11	120	38 U	37 U	37 U	36 U	37 U	38 U
Semivolatile Organics (mg/kg-OC)										
1,2,4-Trichlorobenzene	0.81	1.8			0.24 U	0.4 U	0.37 U	0.42 U	0.34 U	0.29 U
1,2-Dichlorobenzene	2.3	2.3			0.24 UJ	0.4 UJ	0.37 UJ	0.42 UJ	0.34 UJ	0.29 UJ
1,4-Dichlorobenzene	3.1	9			0.24 UJ	0.4 UJ	0.37 UJ	0.42 UJ	0.34 UJ	0.29 UJ

Table C-7
Sediment Data for SW Alaska St. Overflow

				Distance to CSO (ft)	46	83	152	155	263	1054
				Location ID	AK_CSO97AK106N	AK_CSO97AK12P	AK_CSO97AK212N	AK_CSO97AK106S	AK_CSO97AK212S	AK_CSO97AK1000S
				Area	CentralBasinPugetSnd	CentralBasinPugetSnd	CentralBasinPugetSnd	CentralBasinPugetSnd	CentralBasinPugetSnd	CentralBasinPugetSnd
				CSO	SW Alaska St.	SW Alaska St.	SW Alaska St.	SW Alaska St.	SW Alaska St.	SW Alaska St.
				Task	AK_CSO97	AK_CSO97	AK_CSO97	AK_CSO97	AK_CSO97	AK_CSO97
				Sample ID	L12042-2	L12042-3	L12042-1	L12042-4	L12042-5	L12042-6
				Sample Date	10/14/1997	10/14/1997	10/14/1997	10/14/1997	10/14/1997	10/14/1997
				Depth	0 - 2 cm	0 - 2 cm	0 - 2 cm	0 - 2 cm	0 - 2 cm	0 - 2 cm
	SMS_Marine_SCO_SCUMII	SMS_Marine_CSL_SCUMII	AET_Marine_SCO_SCUMII	AET_Marine_CSL_SCUMII						
bis(2-Ethylhexyl)phthalate	47	78			**11.9**	**16**	8.7 U	10 U	8 U	6.5 U
Butylbenzyl phthalate	4.9	64			5.8 U	9.2 U	8.7 U	10 U	8 U	6.5 U
Diethyl phthalate	61	110			9.5 U	15 U	15 U	16 U	13 U	11 U
Dimethyl phthalate	53	53			3.8 U	6.3 U	5.9 U	6.8 U	5.4 U	4.5 U
Di-n-butyl phthalate	220	1700			9.5 U	15 U	15 U	16 U	13 U	11 U
Di-n-octyl phthalate	58	4500			5.8 U	9.2 U	8.7 U	10 U	8 U	6.5 U
Hexachlorobenzene	0.38	2.3			0.24 U	0.4 U	0.37 U	0.42 U	0.34 U	0.29 U
n-Nitrosodiphenylamine	11	11			9.5 U	15 U	15 U	16 U	13 U	11 U
Semivolatile Organics (µg/kg)										
1,2,4-Trichlorobenzene			31	51	0.97 U	0.95 U	0.94 U	0.93 U	0.94 U	0.97 U
1,2-Dichlorobenzene			35	50	0.97 UJ	0.95 UJ	0.94 UJ	0.93 UJ	0.94 UJ	0.97 UJ
1,2-Diphenylhydrazine					75 U	73 U	72 U	72 U	72 U	74 U
1,3-Dichlorobenzene					0.97 UJ	0.95 UJ	0.94 UJ	0.93 UJ	0.94 UJ	0.97 UJ
1,4-Dichlorobenzene			110	110	0.97 UJ	0.95 UJ	0.94 UJ	0.93 UJ	0.94 UJ	0.97 UJ
2,2'-Oxybis (1-chloropropane)					75 U	73 U	72 U	72 U	72 U	74 U
2,4,5-Trichlorophenol					150 U	150 U	150 U	150 U	150 U	150 U
2,4,6-Trichlorophenol					150 U	150 U	150 U	150 U	150 U	150 U
2,4-Dichlorophenol					38 U	37 U	37 U	36 U	37 U	38 U
2,4-Dimethylphenol	29	29	29	29	38 UJ	37 UJ	37 UJ	36 UJ	37 UJ	38 UJ
2,4-Dinitrophenol					75 UJ	73 UJ	72 UJ	72 UJ	72 UJ	74 UJ
2,4-Dinitrotoluene					15 U	15 U	15 U	15 U	15 U	15 U
2,6-Dinitrotoluene					15 U	15 U	15 U	15 U	15 U	15 U
2-Chloronaphthalene					23 U	22 U	22 U	22 U	22 U	22 U
2-Chlorophenol					75 U	73 U	72 U	72 U	72 U	74 U
2-Methylphenol (o-Cresol)	63	63	63	63	38 U	37 U	37 U	36 U	37 U	38 U
2-Nitroaniline					150 U	150 U	150 U	150 U	150 U	150 U
2-Nitrophenol					38 U	37 U	37 U	36 U	37 U	38 U
3,3'-Dichlorobenzidine					38 U	37 U	37 U	36 U	37 U	38 U
3-Nitroaniline					150 U	150 U	150 U	150 U	150 U	150 U
4-Bromophenyl-phenyl ether					15 U	15 U	15 U	15 U	15 U	15 U
4-Chloro-3-methylphenol					75 U	73 U	72 U	72 U	72 U	74 U
4-Chloroaniline					75 UJ	73 UJ	72 UJ	72 UJ	72 UJ	74 UJ
4-Chlorophenyl phenyl ether					23 U	22 U	22 U	22 U	22 U	22 U
4-Methylphenol (p-Cresol)	670	670	670	670	38 U	37 U	37 U	36 U	37 U	38 U
4-Nitroaniline					150 U	150 U	150 U	150 U	150 U	150 U
4-Nitrophenol					75 U	73 U	72 U	72 U	72 U	74 U
Aniline					75 UJ	73 UJ	72 UJ	72 UJ	72 UJ	74 UJ
Benzidine					**-99999 R**	**-99999 R**	**-99999 R**	**-99999 R**	**-99999 R**	**-99999 R**
Benzoic acid	650	650	650	650	**-99999 R**	**-99999 R**	**-99999 R**	**-99999 R**	**-99999 R**	**-99999 R**
Benzyl alcohol	57	73	57	73	38 U	37 U	37 U	36 U	37 U	38 U
bis(2-Chloroethoxy)methane					38 U	37 U	37 U	36 U	37 U	38 U
bis(2-Chloroethyl)ether					23 U	22 U	22 U	22 U	22 U	22 U

Table C-7
Sediment Data for SW Alaska St. Overflow

				Distance to CSO (ft)	46	83	152	155	263	1054
				Location ID	AK_CSO97AK106N	AK_CSO97AK12P	AK_CSO97AK212N	AK_CSO97AK106S	AK_CSO97AK212S	AK_CSO97AK1000S
				Area	CentralBasinPugetSnd	CentralBasinPugetSnd	CentralBasinPugetSnd	CentralBasinPugetSnd	CentralBasinPugetSnd	CentralBasinPugetSnd
				CSO	SW Alaska St.	SW Alaska St.	SW Alaska St.	SW Alaska St.	SW Alaska St.	SW Alaska St.
				Task	AK_CSO97	AK_CSO97	AK_CSO97	AK_CSO97	AK_CSO97	AK_CSO97
				Sample ID	L12042-2	L12042-3	L12042-1	L12042-4	L12042-5	L12042-6
				Sample Date	10/14/1997	10/14/1997	10/14/1997	10/14/1997	10/14/1997	10/14/1997
				Depth	0 - 2 cm	0 - 2 cm	0 - 2 cm	0 - 2 cm	0 - 2 cm	0 - 2 cm
	SMS_Marine_SCO_SCUMII	SMS_Marine_CSL_SCUMII	AET_Marine_SCO_SCUMII	AET_Marine_CSL_SCUMII						
bis(2-Ethylhexyl)phthalate			1300	3100	**47.4**	**38.5**	22 U	22 U	22 U	22 U
Butylbenzyl phthalate			63	900	23 U	22 U	22 U	22 U	22 U	22 U
Coprostanol (Cholestan-3-ol (3B, 5B))					380 U	370 U	370 U	360 U	370 U	380 U
Diethyl phthalate			200	1200	38 U	37 U	37 U	36 U	37 U	38 U
Dimethyl phthalate			71	160	15 U	15 U	15 U	15 U	15 U	15 U
Di-n-butyl phthalate			1400	1400	38 U	37 U	37 U	36 U	37 U	38 U
Dinitro-o-cresol (4,6-Dinitro-2-methylphenol)					75 U	73 U	72 U	72 U	72 U	74 U
Di-n-octyl phthalate			6200	6200	23 U	22 U	22 U	22 U	22 U	22 U
Hexachlorobenzene			22	70	0.97 U	0.95 U	0.94 U	0.93 U	0.94 U	0.97 U
Hexachlorocyclopentadiene					38 U	37 U	37 U	36 U	37 U	38 U
Hexachloroethane					38 U	37 U	37 U	36 U	37 U	38 U
Isophorone					38 U	37 U	37 U	36 U	37 U	38 U
Nitrobenzene					38 U	37 U	37 U	36 U	37 U	38 U
n-Nitrosodimethylamine					150 U	150 U	150 U	150 U	150 U	150 U
n-Nitrosodi-n-propylamine					38 U	37 U	37 U	36 U	37 U	38 U
n-Nitrosodiphenylamine			28	40	38 U	37 U	37 U	36 U	37 U	38 U
Pentachlorophenol	360	690	360	690	38 U	37 U	37 U	36 U	37 U	38 U
Phenol	420	1200	420	1200	150 U	150 U	150 U	150 U	150 U	150 U
Polycyclic Aromatic Hydrocarbons (mg/kg-OC)										
2-Methylnaphthalene	38	64			20 U	25 U	23 U	26 U	21 U	20 U
Acenaphthene	16	57			3.8 U	6.3 U	5.9 U	6.8 U	5.4 U	4.5 U
Acenaphthylene	66	66			5.8 U	9.2 U	8.7 U	10 U	8 U	6.5 U
Anthracene	220	1200			5.8 UJ	9.2 UJ	8.7 UJ	10 UJ	8 UJ	6.5 UJ
Benzo(a)anthracene	110	270			--	**9.2**	**8.7**	**10**	**8**	**6.5**
Benzo(a)pyrene	99	210			9.5 UJ	15 UJ	15 UJ	16 UJ	13 UJ	11 UJ
Benzo(b)fluoranthene					20 U	25 U	23 U	26 U	21 U	20 U
Benzo(g,h,i)perylene	31	78			9.5 UJ	15 UJ	15 UJ	16 UJ	13 UJ	11 UJ
Benzo(k)fluoranthene					20 UJ	25 UJ	23 UJ	26 UJ	21 UJ	20 UJ
Chrysene	110	460			**7**	**9.2**	**8.7**	**10**	**8**	**6.5**
Dibenzo(a,h)anthracene	12	33			20 U	25 U	23 U	26 U	21 U	20 U
Dibenzofuran	15	58			9.5 U	15 U	15 U	16 U	13 U	11 U
Fluoranthene	160	1200			--	9.2 UJ	8.7 UJ	10 UJ	8 UJ	6.5 UJ
Fluorene	23	79			5.8 UJ	9.2 UJ	8.7 UJ	10 UJ	8 UJ	6.5 UJ
Indeno(1,2,3-c,d)pyrene	34	88			9.5 UJ	15 UJ	15 UJ	16 UJ	13 UJ	11 UJ
Naphthalene	99	170			20 UJ	25 UJ	23 UJ	26 UJ	21 UJ	20 UJ
Phenanthrene	100	480			--	9.2 UJ	8.7 UJ	10 UJ	8 UJ	6.5 UJ
Pyrene	1000	1400			**11 J**	9.2 UJ	8.7 UJ	10 UJ	8 UJ	6.5 UJ
Total Benzofluoranthenes (b,j,k) (U = 0)	230	450			20 UJ	25 UJ	23 UJ	26 UJ	21 UJ	20 UJ
Total cPAH TEQ (7 minimum CAEPA 2005) (U = 0)					**0.07 J**	**1 J**	**0.95 J**	**1.1 J**	**0.88 J**	**0.7 J**
Total HPAH (SMS) (U = 0)	960	5300			**20 J**	**18 J**	**17 J**	**20 J**	**16 J**	**10 J**
Total LPAH (SMS) (U = 0)	370	780			20 UJ	25 UJ	23 UJ	26 UJ	21 UJ	20 UJ
Polycyclic Aromatic Hydrocarbons (µg/kg)										

Table C-7
Sediment Data for SW Alaska St. Overflow

				Distance to CSO (ft)	46	83	152	155	263	1054
				Location ID	AK_CSO97AK106N	AK_CSO97AK12P	AK_CSO97AK212N	AK_CSO97AK106S	AK_CSO97AK212S	AK_CSO97AK1000S
				Area	CentralBasinPugetSnd	CentralBasinPugetSnd	CentralBasinPugetSnd	CentralBasinPugetSnd	CentralBasinPugetSnd	CentralBasinPugetSnd
				CSO	SW Alaska St.	SW Alaska St.	SW Alaska St.	SW Alaska St.	SW Alaska St.	SW Alaska St.
				Task	AK_CSO97	AK_CSO97	AK_CSO97	AK_CSO97	AK_CSO97	AK_CSO97
				Sample ID	L12042-2	L12042-3	L12042-1	L12042-4	L12042-5	L12042-6
				Sample Date	10/14/1997	10/14/1997	10/14/1997	10/14/1997	10/14/1997	10/14/1997
				Depth	0 - 2 cm	0 - 2 cm	0 - 2 cm	0 - 2 cm	0 - 2 cm	0 - 2 cm
	SMS_Marine_SCO_SCUMII	SMS_Marine_CSL_SCUMII	AET_Marine_SCO_SCUMII	AET_Marine_CSL_SCUMII						
2-Methylnaphthalene			670	670	60 U	59 U	58 U	58 U	59 U	60 U
Acenaphthene			500	500	15 U	15 U	15 U	15 U	15 U	15 U
Acenaphthylene			1300	1300	23 U	22 U	22 U	22 U	22 U	22 U
Anthracene			960	960	23 UJ	22 UJ	22 UJ	22 UJ	22 UJ	22 UJ
Benzo(a)anthracene			1300	1600	--	**22**	**22**	**22**	**22**	**22**
Benzo(a)pyrene			1600	1600	38 UJ	37 UJ	37 UJ	36 UJ	37 UJ	38 UJ
Benzo(b)fluoranthene					60 U	59 U	58 U	58 U	59 U	60 U
Benzo(g,h,i)perylene			670	720	38 UJ	37 UJ	37 UJ	36 UJ	37 UJ	38 UJ
Benzo(k)fluoranthene					60 UJ	59 UJ	58 UJ	58 UJ	59 UJ	60 UJ
Carbazole					38 U	37 U	37 U	36 U	37 U	38 U
Chrysene			1400	2800	**28**	**22**	**22**	**22**	**22**	**22**
Dibenzo(a,h)anthracene			230	230	60 U	59 U	58 U	58 U	59 U	60 U
Dibenzofuran			540	540	38 U	37 U	37 U	36 U	37 U	38 U
Fluoranthene			1700	2500	--	22 UJ	22 UJ	22 UJ	22 UJ	22 UJ
Fluorene			540	540	23 UJ	22 UJ	22 UJ	22 UJ	22 UJ	22 UJ
Indeno(1,2,3-c,d)pyrene			600	690	38 UJ	37 UJ	37 UJ	36 UJ	37 UJ	38 UJ
Naphthalene			2100	2100	60 UJ	59 UJ	58 UJ	58 UJ	59 UJ	60 UJ
Phenanthrene			1500	1500	--	22 UJ	22 UJ	22 UJ	22 UJ	22 UJ
Pyrene			2600	3300	**44 J**	22 UJ	22 UJ	22 UJ	22 UJ	22 UJ
Total Benzofluoranthenes (b,j,k) (U = 0)			3200	3600	60 UJ	59 UJ	58 UJ	58 UJ	59 UJ	60 UJ
Total cPAH TEQ (7 minimum CAEPA 2005) (U = 0)					**0.28 J**	**2.4 J**	**2.4 J**	**2.4 J**	**2.4 J**	**2.4 J**
Total HPAH (SMS) (U = 0)			12000	17000	**72 J**	**44 J**	**44 J**	**44 J**	**44 J**	**44 J**
Total LPAH (SMS) (U = 0)			5200	5200	60 UJ	59 UJ	58 UJ	58 UJ	59 UJ	60 UJ
Pesticides (µg/kg)										
4,4'-DDD (p,p'-DDD)					1.8 UJ	1.8 UJ	1.8 UJ	1.8 UJ	1.8 UJ	1.8 UJ
4,4'-DDE (p,p'-DDE)					1.8 UJ	1.8 UJ	1.8 UJ	1.8 UJ	1.8 UJ	1.8 UJ
4,4'-DDT (p,p'-DDT)					1.8 U	1.8 U	1.8 U	1.8 U	1.8 U	1.8 U
Aldrin					1.8 U	1.8 U	1.8 U	1.8 U	1.8 U	1.8 U
Chlordane					9.4 U	9.2 U	9.1 U	9 U	9.1 U	9.4 U
Dieldrin					1.8 U	1.8 U	1.8 U	1.8 U	1.8 U	1.8 U
Endosulfan					1.8 U	1.8 U	1.8 U	1.8 U	1.8 U	1.8 U
Endosulfan sulfate					1.8 UJ	1.8 UJ	1.8 UJ	1.8 UJ	1.8 UJ	1.8 UJ
Endrin					1.8 U	1.8 U	1.8 U	1.8 U	1.8 U	1.8 U
Endrin aldehyde					**-99999 R**	**-99999 R**	**-99999 R**	**-99999 R**	**-99999 R**	**-99999 R**
Heptachlor					1.8 U	1.8 U	1.8 U	1.8 U	1.8 U	1.8 U
Heptachlor epoxide					1.8 U	1.8 U	1.8 U	1.8 U	1.8 U	1.8 U
Hexachlorocyclohexane (BHC), alpha-					1.8 U	1.8 U	1.8 U	1.8 U	1.8 U	1.8 U
Hexachlorocyclohexane (BHC), gamma- (Lindane)					1.8 U	1.8 U	1.8 U	1.8 U	1.8 U	1.8 U
Methoxychlor					9.4 U	9.2 U	9.1 U	9 U	9.1 U	9.4 U
Toxaphene					18 U	18 U	18 U	18 U	18 U	18 U
PCB Aroclors (mg/kg-OC)										
Total PCB Aroclors (SMS Marine 2013) (U = 0)	12	65			4.5 UJ	7.5 UJ	7.1 UJ	8.2 UJ	6.5 UJ	5.4 UJ

Table C-7
Sediment Data for SW Alaska St. Overflow

				Distance to CSO (ft)	46	83	152	155	263	1054
				Location ID	AK_CSO97AK106N	AK_CSO97AK12P	AK_CSO97AK212N	AK_CSO97AK106S	AK_CSO97AK212S	AK_CSO97AK1000S
				Area	CentralBasinPugetSnd	CentralBasinPugetSnd	CentralBasinPugetSnd	CentralBasinPugetSnd	CentralBasinPugetSnd	CentralBasinPugetSnd
				CSO	SW Alaska St.	SW Alaska St.	SW Alaska St.	SW Alaska St.	SW Alaska St.	SW Alaska St.
				Task	AK_CSO97	AK_CSO97	AK_CSO97	AK_CSO97	AK_CSO97	AK_CSO97
				Sample ID	L12042-2	L12042-3	L12042-1	L12042-4	L12042-5	L12042-6
				Sample Date	10/14/1997	10/14/1997	10/14/1997	10/14/1997	10/14/1997	10/14/1997
				Depth	0 - 2 cm	0 - 2 cm	0 - 2 cm	0 - 2 cm	0 - 2 cm	0 - 2 cm
	SMS_Marine_SCO_SCUMII	SMS_Marine_CSL_SCUMII	AET_Marine_SCO_SCUMII	AET_Marine_CSL_SCUMII						
PCB Aroclors (µg/kg)										
Aroclor 1016					18 U	18 U	18 U	18 U	18 U	18 U
Aroclor 1221					18 U	18 U	18 U	18 U	18 U	18 U
Aroclor 1232					18 U	18 U	18 U	18 U	18 U	18 U
Aroclor 1242					18 U	18 U	18 U	18 U	18 U	18 U
Aroclor 1248					18 U	18 U	18 U	18 U	18 U	18 U
Aroclor 1254					18 UJ	18 UJ	18 UJ	18 UJ	18 UJ	18 UJ
Aroclor 1260					18 U	18 U	18 U	18 U	18 U	18 U
Total PCB Aroclors (SMS Marine 2013) (U = 0)			130	1000	18 UJ	18 UJ	18 UJ	18 UJ	18 UJ	18 UJ
Total Petroleum Hydrocarbons (mg/kg)										
Oil and grease					**1340**	**1100**	**1150**	**1110**	**1340**	**1210**

Notes:

TOC in range (0.5% - 3.5%)

Detected concentration is greater than SMS_Marine_SCO_SCUMII screening level

Detected concentration is greater than SMS_Marine_CSL_SCUMII screening level

TOC out of range

Detected concentration is greater than AET_Marine_SCO_SCUMII screening level

Detected concentration is greater than AET_Marine_CSL_SCUMII screening level

Bold = Detected result

J = Estimated value

U = Compound analyzed, but not detected above detection limit

UJ = Compound analyzed, but not detected above estimated detection limit

R = Rejected

Table C-8
Sediment Data for Murray St. PS Overflow

Distance to CSO (ft)					3	34	49	77	83
Location ID					MURCSO97MY13P	CSO11_CSO-MY-1	CSO13_CSO-MY-11	CSO13_CSO-MY-13	CSO13_CSO-MY-8
Area					CentralBasinPugetSnd	CentralBasinPugetSnd	CentralBasinPugetSnd	CentralBasinPugetSnd	CentralBasinPugetSnd
CSO					Murray St. PS	Murray St. PS	Murray St. PS	Murray St. PS	Murray St. PS
Task					MURCSO97	KC_CSO_2011	KC_CSO_2013	KC_CSO_2013	KC_CSO_2013
Sample ID					L12043-3	L53963-19	L57636-10	L57636-6	L57636-7
Sample Date					10/14/1997	08/30/2011	03/26/2013	03/26/2013	03/26/2013
Depth					0 - 2 cm	0 - 10 cm	0 - 10 cm	0 - 10 cm	0 - 10 cm
	SMS_Marine_SCO_SCUMII	SMS_Marine_CSL_SCUMII	AET_Marine_SCO_SCUMII	AET_Marine_CSL_SCUMII					
Conventional Parameters (mg/kg)									
Ammonia					**17.1 J**	--	--	--	--
Sulfide					**22.5**	--	--	--	--
Conventional Parameters (pct)									
Total organic carbon					**0.361**	**0.675**	**0.45**	**0.406**	**1.56**
Total solids					**75.4**	**72.2**	**76.5**	**79.6**	**93.5**
Total volatile solids					**1.47**	--	--	--	--
Grain Size (pct)									
Pebble					--	**3.8**	--	--	--
Gravel					**7.9**	--	**20.4**	**12.7**	**69.2**
Granule (very fine gravel)					--	**0.7 J**	--	--	--
Sand					**90**	--	**78**	**85.7**	**28.7**
Sand, very coarse					--	**6.7**	--	--	--
Sand, coarse					--	**6.2**	--	--	--
Sand, medium					--	**10.1**	--	--	--
Sand, fine					--	**32.7**	--	--	--
Sand, very fine					--	**34.5**	--	--	--
Silt					0.1 U	--	1.3 U	1.3 U	1.1 U
Silt, coarse					--	**1.3 J**	--	--	--
Silt, medium					--	0.65 U	--	--	--
Silt, fine					--	0.65 U	--	--	--
Silt, very fine					--	0.65 U	--	--	--
Clay					0.1 U	--	**3.2**	**2.5**	**1.1**
Clay, coarse					--	0.65 U	--	--	--
Clay, medium					--	**0.7 J**	--	--	--
Clay, fine					--	**1.3**	--	--	--
Metals (mg/kg)									
Aluminum					**6600 J**	--	--	--	--
Antimony					2 UJ	--	--	--	--
Arsenic	57	93	57	93	3.2 U	**2.1 J**	**3 J**	**1.8 J**	**2.5 J**
Barium					**14.3**	--	--	--	--
Beryllium					**0.085**	--	--	--	--
Cadmium	5.1	6.7	5.1	6.7	0.2 U	**0.18 J**	**0.14 J**	0.626 U	**0.12 J**
Chromium	260	270	260	270	**19.6**	**15.5**	**17.5**	**14.4**	**13**
Copper	390	390	390	390	**5.16 J**	**6.45**	**6.3**	**4.42**	**15.4**
Iron					**8380**	--	--	--	--
Lead	450	530	450	530	**8.2**	**8.35**	**6.1 J**	**4.4 J**	**17.6**
Magnesium					**3860**	--	--	--	--
Manganese					**156**	--	--	--	--
Mercury	0.41	0.59	0.41	0.59	0.023 U	**0.018 J**	**0.024 J**	**0.015 J**	**0.0074 J**
Molybdenum					1.3 U	--	--	--	--
Nickel					**15.4**	--	--	--	--
Potassium					**816**	--	--	--	--

Table C-8
Sediment Data for Murray St. PS Overflow

					Distance to CSO (ft)	3	34	49	77	83
					Location ID	MURCSO97MY13P	CSO11_CSO-MY-1	CSO13_CSO-MY-11	CSO13_CSO-MY-13	CSO13_CSO-MY-8
					Area	CentralBasinPugetSnd	CentralBasinPugetSnd	CentralBasinPugetSnd	CentralBasinPugetSnd	CentralBasinPugetSnd
					CSO	Murray St. PS	Murray St. PS	Murray St. PS	Murray St. PS	Murray St. PS
					Task	MURCSO97	KC_CSO_2011	KC_CSO_2013	KC_CSO_2013	KC_CSO_2013
					Sample ID	L12043-3	L53963-19	L57636-10	L57636-6	L57636-7
					Sample Date	10/14/1997	08/30/2011	03/26/2013	03/26/2013	03/26/2013
					Depth	0 - 2 cm	0 - 10 cm	0 - 10 cm	0 - 10 cm	0 - 10 cm
	SMS_Marine_SCO_SCUMII	SMS_Marine_CSL_SCUMII	AET_Marine_SCO_SCUMII	AET_Marine_CSL_SCUMII						
Selenium						3.2 U	--	--	--	--
Silver	6.1	6.1	6.1	6.1		0.27 U	0.28 U	1.3 U	1.25 U	1.07 U
Sodium						**3500 J**	--	--	--	--
Thallium						13 U	--	--	--	--
Zinc	410	960	410	960		**23.6**	**30.3**	**27.2**	**25.9**	**46.8**
Organometallic Compounds (µg/kg)										
Butyltin (n-Butyltin)						2.3 UJ	--	--	--	--
Dibutyltin						0.46 UJ	--	--	--	--
Tetrabutyltin						0.53 U	--	--	--	--
Tributyltin						0.28 UJ	--	--	--	--
Volatile Organics (mg/kg-OC)										
Hexachlorobutadiene (Hexachloro-1,3-butadiene)	3.9	6.2				10 U	--	--	--	--
Volatile Organics (µg/kg)										
Hexachlorobutadiene (Hexachloro-1,3-butadiene)			11	120		36 U	--	--	--	--
Semivolatile Organics (mg/kg-OC)										
1,2,4-Trichlorobenzene	0.81	1.8				0.25 U	0.11 U	0.31 U	0.33 U	0.0731 U
1,2-Dichlorobenzene	2.3	2.3				0.25 U	1.09 U	1.5 U	1.7 U	0.37 U
1,4-Dichlorobenzene	3.1	9				0.25 U	1.64 U	2.3 U	2.49 U	0.549 U
2-Methylnaphthalene	38	64				--	1.1 U	3.1 U	3.3 U	0.731 U
Acenaphthene	16	57				--	**2.25 J**	3.1 U	3.3 U	0.731 U
Acenaphthylene	66	66				--	1.1 U	3.1 U	3.3 U	0.731 U
Anthracene	220	1200				--	**7**	**7.5**	**8.23**	0.731 U
Benzo(a)anthracene	110	270				--	**19.7**	**19**	**16.5**	**1.29**
Benzo(a)pyrene	99	210				--	**19.6**	**20**	**17**	**1.37**
Benzo(b,j,k)fluoranthenes						--	--	**38**	**31.8**	**3.7**
Benzo(g,h,i)perylene	31	78				--	**12.2**	**6.2**	**5.71**	**0.63 J**
bis(2-Ethylhexyl)phthalate	47	78				**19.5**	22 UJ	**64**	**23**	**4.6**
Butylbenzyl phthalate	4.9	64				5.8 U	**19.1 J**	2.3 U	2.49 U	0.549 U
Chrysene	110	460				--	**20.3**	**20**	**17.5**	**1.81**
Dibenzo(a,h)anthracene	12	33				--	**3.99**	**2.1 J**	**2 J**	0.731 U
Dibenzofuran	15	58				--	1.1 U	3.1 U	**2 J**	0.731 U
Diethyl phthalate	61	110				10 U	2.2 U	6.2 U	6.6 U	1.46 U
Dimethyl phthalate	53	53				4.2 U	2.19 U	3.1 U	3.3 U	0.731 U
Di-n-butyl phthalate	220	1700				10 U	**8.86**	6.2 U	6.6 U	1.46 U
Di-n-octyl phthalate	58	4500				5.8 U	2.19 U	3.1 U	3.3 U	0.731 U
Fluoranthene	160	1200				--	**41.2**	**43**	**42**	**2.39**
Fluorene	23	79				--	**2.5 J**	**3.3**	**4.46**	0.731 U
Hexachlorobenzene	0.38	2.3				0.25 U	0.11 U	0.31 U	0.33 U	0.0731 U
Hexachlorobutadiene (Hexachloro-1,3-butadiene)	3.9	6.2				--	0.55 U	1.5 U	1.7 U	0.37 U
Indeno(1,2,3-c,d)pyrene	34	88				--	**11 J**	**6.6**	**5.64**	**0.54 J**
Naphthalene	99	170				--	1.1 U	3.1 U	3.3 U	0.731 U
n-Nitrosodiphenylamine	11	11				10 U	2.73 U	3.9 U	4.11 U	0.91 U
Phenanthrene	100	480				--	**25**	**37**	**40.9**	**1.12**

Table C-8
Sediment Data for Murray St. PS Overflow

					Distance to CSO (ft)	3	34	49	77	83
					Location ID	MURCSO97MY13P	CSO11_CSO-MY-1	CSO13_CSO-MY-11	CSO13_CSO-MY-13	CSO13_CSO-MY-8
					Area	CentralBasinPugetSnd	CentralBasinPugetSnd	CentralBasinPugetSnd	CentralBasinPugetSnd	CentralBasinPugetSnd
					CSO	Murray St. PS	Murray St. PS	Murray St. PS	Murray St. PS	Murray St. PS
					Task	MURCSO97	KC_CSO_2011	KC_CSO_2013	KC_CSO_2013	KC_CSO_2013
					Sample ID	L12043-3	L53963-19	L57636-10	L57636-6	L57636-7
					Sample Date	10/14/1997	08/30/2011	03/26/2013	03/26/2013	03/26/2013
					Depth	0 - 2 cm	0 - 10 cm	0 - 10 cm	0 - 10 cm	0 - 10 cm
	SMS_Marine_SCO_SCUMII	SMS_Marine_CSL_SCUMII	AET_Marine_SCO_SCUMII	AET_Marine_CSL_SCUMII						
Pyrene	1000	1400			--	**39**	**42**	**35.5**	**2.49**
Total Benzofluoranthenes (lab reported total)	230	450			--	**34.5**	--	--	--
Total Benzofluoranthenes (b,j,k) (U = 0)	230	450			--	--	**38**	**31.8**	**3.7**
Total cPAH TEQ (7 minimum CAEPA 2005) (U = 0)					--	**27 J**	**27 J**	**20 J**	**1.9 J**
Total HPAH (SMS) (U = 0)	960	5300			--	**200 J**	**200 J**	**200 J**	**14 J**
Total LPAH (SMS) (U = 0)	370	780			--	**40 J**	**47**	**53.6**	**1.12**
Semivolatile Organics (µg/kg)									
1,2,4-Trichlorobenzene			31	51	0.92 U	0.73 U	1.4 U	1.34 U	1.14 U
1,2-Dichlorobenzene			35	50	0.92 U	7.38 U	6.97 U	6.7 U	5.7 U
1,2-Diphenylhydrazine					70 U	--	--	--	--
1,3-Dichlorobenzene					0.92 U	--	--	--	--
1,4-Dichlorobenzene			110	110	0.92 U	11.1 U	10.5 U	10.1 U	8.56 U
2,2'-Oxybis (1-chloropropane)					70 U	--	--	--	--
2,4,5-Trichlorophenol					150 U	--	--	--	--
2,4,6-Trichlorophenol					150 U	--	--	--	--
2,4-Dichlorophenol					36 U	--	--	--	--
2,4-Dimethylphenol	29	29	29	29	36 UJ	7.3 U	14 U	13.4 U	11.4 U
2,4-Dinitrophenol					70 UJ	--	--	--	--
2,4-Dinitrotoluene					15 U	--	--	--	--
2,6-Dinitrotoluene					15 U	--	--	--	--
2-Chloronaphthalene					21 U	--	--	--	--
2-Chlorophenol					70 U	--	--	--	--
2-Methylnaphthalene			670	670	--	7.3 U	14 U	13.4 U	11.4 U
2-Methylphenol (o-Cresol)	63	63	63	63	36 U	7.3 U	14 U	13.4 U	11.4 U
2-Nitroaniline					150 U	--	--	--	--
2-Nitrophenol					36 U	--	--	--	--
3,3'-Dichlorobenzidine					36 UJ	--	--	--	--
3-Nitroaniline					150 U	--	--	--	--
4-Bromophenyl-phenyl ether					15 U	--	--	--	--
4-Chloro-3-methylphenol					70 U	--	--	--	--
4-Chloroaniline					70 UJ	--	--	--	--
4-Chlorophenyl phenyl ether					21 U	--	--	--	--
4-Methylphenol (p-Cresol)	670	670	670	670	36 U	37 U	69.7 U	67 U	57 U
4-Nitroaniline					150 U	--	--	--	--
4-Nitrophenol					70 U	--	--	--	--
Acenaphthene			500	500	--	**15.2 J**	14 U	13.4 U	11.4 U
Acenaphthylene			1300	1300	--	7.3 U	14 U	13.4 U	11.4 U
Aniline					70 UJ	--	--	--	--
Anthracene			960	960	--	**50**	**33.7**	**33.4**	11.4 U
Benzidine					**-99999 R**	--	--	--	--
Benzo(a)anthracene			1300	1600	--	**133**	**87.5**	**66.8**	**20.2**
Benzo(a)pyrene			1600	1600	--	**132**	**90.3**	**69.1**	**21.3**
Benzo(b,j,k)fluoranthenes					--	--	**169**	**129**	**57**

Table C-8
Sediment Data for Murray St. PS Overflow

					Distance to CSO (ft)	**3**	**34**	**49**	**77**	**83**
					Location ID	**MURCSO97MY13P**	**CSO11_CSO-MY-1**	**CSO13_CSO-MY-11**	**CSO13_CSO-MY-13**	**CSO13_CSO-MY-8**
					Area	**CentralBasinPugetSnd**	**CentralBasinPugetSnd**	**CentralBasinPugetSnd**	**CentralBasinPugetSnd**	**CentralBasinPugetSnd**
					CSO	**Murray St. PS**	**Murray St. PS**	**Murray St. PS**	**Murray St. PS**	**Murray St. PS**
					Task	**MURCSO97**	**KC_CSO_2011**	**KC_CSO_2013**	**KC_CSO_2013**	**KC_CSO_2013**
					Sample ID	**L12043-3**	**L53963-19**	**L57636-10**	**L57636-6**	**L57636-7**
					Sample Date	**10/14/1997**	**08/30/2011**	**03/26/2013**	**03/26/2013**	**03/26/2013**
					Depth	**0 - 2 cm**	**0 - 10 cm**	**0 - 10 cm**	**0 - 10 cm**	**0 - 10 cm**
	SMS_Marine_SCO_SCUMII	**SMS_Marine_CSL_SCUMII**	**AET_Marine_SCO_SCUMII**	**AET_Marine_CSL_SCUMII**						
Benzo(g,h,i)perylene			670	720	--	**82.5**	**28**	**23.2**	**9.9 J**
Benzoic acid	650	650	650	650	**-99999 R**	**224**	140 U	134 U	**328**
Benzyl alcohol	57	73	57	73	36 U	18.4 U	17.4 U	16.7 U	14.2 U
bis(2-Chloroethoxy)methane					36 U	--	--	--	--
bis(2-Chloroethyl)ether					21 U	--	--	--	--
bis(2-Ethylhexyl)phthalate			1300	3100	**70.4**	150 UJ	**286**	**93.3**	**71.8**
Butylbenzyl phthalate			63	900	21 U	**129 J**	10.5 U	10.1 U	8.56 U
Chrysene			1400	2800	--	**137**	**91.6**	**70.9**	**28.3**
Coprostanol (Cholestan-3-ol (3B, 5B))					360 U	--	--	--	--
Dibenzo(a,h)anthracene			230	230	--	**26.9**	**9.4 J**	**7 J**	11.4 U
Dibenzofuran			540	540	--	7.3 U	14 U	**8.3 J**	11.4 U
Diethyl phthalate			200	1200	36 U	15 U	27.8 U	26.8 U	22.8 U
Dimethyl phthalate			71	160	15 U	14.8 U	14 U	13.4 U	11.4 U
Di-n-butyl phthalate			1400	1400	36 U	**59.8**	27.8 U	26.8 U	22.8 U
Dinitro-o-cresol (4,6-Dinitro-2-methylphenol)					70 U	--	--	--	--
Di-n-octyl phthalate			6200	6200	21 U	14.8 U	14 U	13.4 U	11.4 U
Fluoranthene			1700	2500	--	**278**	**193**	**170**	**37.3**
Fluorene			540	540	--	**16.9 J**	**14.8**	**18.1**	11.4 U
Hexachlorobenzene			22	70	0.92 U	0.73 U	1.4 U	1.34 U	1.14 U
Hexachlorobutadiene (Hexachloro-1,3-butadiene)			11	120	--	3.7 U	6.97 U	6.7 U	5.7 U
Hexachlorocyclopentadiene					36 U	--	--	--	--
Hexachloroethane					36 U	--	--	--	--
Indeno(1,2,3-c,d)pyrene			600	690	--	**77 J**	**29.7**	**22.9**	**8.4 J**
Isophorone					36 U	--	--	--	--
Naphthalene			2100	2100	--	7.3 U	14 U	13.4 U	11.4 U
Nitrobenzene					36 U	--	--	--	--
n-Nitrosodimethylamine					150 U	--	--	--	--
n-Nitrosodi-n-propylamine					36 U	--	--	--	--
n-Nitrosodiphenylamine			28	40	36 U	18.4 U	17.4 U	16.7 U	14.2 U
Pentachlorophenol	360	690	360	690	36 U	111 U	105 U	101 U	85.6 U
Phenanthrene			1500	1500	--	**170**	**165**	**166**	**17.5**
Phenol	420	1200	420	1200	150 U	37 U	105 U	101 U	85.6 U
Pyrene			2600	3300	--	**263**	**188**	**144**	**38.9**
Total Benzofluoranthenes (lab reported total)			3200	3600	--	**233**	--	--	--
Total Benzofluoranthenes (b,j,k) (U = 0)			3200	3600	--	--	**169**	**129**	**57**
Total cPAH TEQ (7 minimum CAEPA 2005) (U = 0)					--	**180 J**	**120 J**	**92 J**	**30 J**
Total HPAH (SMS) (U = 0)			12000	17000	--	**1400 J**	**890 J**	**700 J**	**220 J**
Total LPAH (SMS) (U = 0)			5200	5200	--	**250 J**	**210**	**218**	**17.5**
Polycyclic Aromatic Hydrocarbons (mg/kg-OC)									
2-Methylnaphthalene	38	64			16 U	--	--	--	--
Acenaphthene	16	57			4.2 U	--	--	--	--
Acenaphthylene	66	66			5.8 U	--	--	--	--
Anthracene	220	1200			**7.8**	--	--	--	--

Table C-8
Sediment Data for Murray St. PS Overflow

				Distance to CSO (ft)	3	34	49	77	83
				Location ID	MURCSO97MY13P	CSO11_CSO-MY-1	CSO13_CSO-MY-11	CSO13_CSO-MY-13	CSO13_CSO-MY-8
				Area	CentralBasinPugetSnd	CentralBasinPugetSnd	CentralBasinPugetSnd	CentralBasinPugetSnd	CentralBasinPugetSnd
				CSO	Murray St. PS	Murray St. PS	Murray St. PS	Murray St. PS	Murray St. PS
				Task	MURCSO97	KC_CSO_2011	KC_CSO_2013	KC_CSO_2013	KC_CSO_2013
				Sample ID	L12043-3	L53963-19	L57636-10	L57636-6	L57636-7
				Sample Date	10/14/1997	08/30/2011	03/26/2013	03/26/2013	03/26/2013
				Depth	0 - 2 cm	0 - 10 cm	0 - 10 cm	0 - 10 cm	0 - 10 cm
	SMS_Marine_SCO_SCUMII	SMS_Marine_CSL_SCUMII	AET_Marine_SCO_SCUMII	AET_Marine_CSL_SCUMII					
Benzo(a)anthracene	110	270			**33 J**	--	--	--	--
Benzo(a)pyrene	99	210			**39 J**	--	--	--	--
Benzo(b)fluoranthene					**50 J**	--	--	--	--
Benzo(g,h,i)perylene	31	78			**27 J**	--	--	--	--
Benzo(k)fluoranthene					**22**	--	--	--	--
Chrysene	110	460			**45.2**	--	--	--	--
Dibenzo(a,h)anthracene	12	33			16 U	--	--	--	--
Dibenzofuran	15	58			10 U	--	--	--	--
Fluoranthene	160	1200			**80 J**	--	--	--	--
Fluorene	23	79			5.8 UJ	--	--	--	--
Indeno(1,2,3-c,d)pyrene	34	88			**30 J**	--	--	--	--
Naphthalene	99	170			16 UJ	--	--	--	--
Phenanthrene	100	480			**42 J**	--	--	--	--
Pyrene	1000	1400			**66 J**	--	--	--	--
Total Benzofluoranthenes (b,j,k) (U = 0)	230	450			**71 J**	--	--	--	--
Total cPAH TEQ (7 minimum CAEPA 2005) (U = 0)					**53 J**	--	--	--	--
Total HPAH (SMS) (U = 0)	960	5300			**400 J**	--	--	--	--
Total LPAH (SMS) (U = 0)	370	780			**49 J**	--	--	--	--
Polycyclic Aromatic Hydrocarbons (µg/kg)									
2-Methylnaphthalene			670	670	57 U	--	--	--	--
Acenaphthene			500	500	15 U	--	--	--	--
Acenaphthylene			1300	1300	21 U	--	--	--	--
Anthracene			960	960	**28**	--	--	--	--
Benzo(a)anthracene			1300	1600	**120 J**	--	--	--	--
Benzo(a)pyrene			1600	1600	**140 J**	--	--	--	--
Benzo(b)fluoranthene					**180 J**	--	--	--	--
Benzo(g,h,i)perylene			670	720	**99 J**	--	--	--	--
Benzo(k)fluoranthene					**78**	--	--	--	--
Carbazole					36 U	--	--	--	--
Chrysene			1400	2800	**163**	--	--	--	--
Dibenzo(a,h)anthracene			230	230	57 U	--	--	--	--
Dibenzofuran			540	540	36 U	--	--	--	--
Fluoranthene			1700	2500	**300 J**	--	--	--	--
Fluorene			540	540	21 UJ	--	--	--	--
Indeno(1,2,3-c,d)pyrene			600	690	**110 J**	--	--	--	--
Naphthalene			2100	2100	57 UJ	--	--	--	--
Phenanthrene			1500	1500	**150 J**	--	--	--	--
Pyrene			2600	3300	**240 J**	--	--	--	--
Total Benzofluoranthenes (b,j,k) (U = 0)			3200	3600	**260 J**	--	--	--	--
Total cPAH TEQ (7 minimum CAEPA 2005) (U = 0)					**190 J**	--	--	--	--
Total HPAH (SMS) (U = 0)			12000	17000	**1400 J**	--	--	--	--
Total LPAH (SMS) (U = 0)			5200	5200	**180 J**	--	--	--	--
Pesticides (µg/kg)									

Table C-8
Sediment Data for Murray St. PS Overflow

					Distance to CSO (ft)	3	34	49	77	83
					Location ID	MURCSO97MY13P	CSO11_CSO-MY-1	CSO13_CSO-MY-11	CSO13_CSO-MY-13	CSO13_CSO-MY-8
					Area	CentralBasinPugetSnd	CentralBasinPugetSnd	CentralBasinPugetSnd	CentralBasinPugetSnd	CentralBasinPugetSnd
					CSO	Murray St. PS	Murray St. PS	Murray St. PS	Murray St. PS	Murray St. PS
					Task	MURCSO97	KC_CSO_2011	KC_CSO_2013	KC_CSO_2013	KC_CSO_2013
					Sample ID	L12043-3	L53963-19	L57636-10	L57636-6	L57636-7
					Sample Date	10/14/1997	08/30/2011	03/26/2013	03/26/2013	03/26/2013
					Depth	0 - 2 cm	0 - 10 cm	0 - 10 cm	0 - 10 cm	0 - 10 cm
	SMS_Marine_SCO_SCUMII	SMS_Marine_CSL_SCUMII	AET_Marine_SCO_SCUMII	AET_Marine_CSL_SCUMII						
4,4'-DDD (p,p'-DDD)						1.7 U	--	--	--	--
4,4'-DDE (p,p'-DDE)						1.7 UJ	--	--	--	--
4,4'-DDT (p,p'-DDT)						1.7 U	--	--	--	--
Aldrin						1.7 U	--	--	--	--
Chlordane						8.9 U	--	--	--	--
Dieldrin						1.7 U	--	--	--	--
Endosulfan						1.7 U	--	--	--	--
Endosulfan sulfate						1.7 U	--	--	--	--
Endrin						1.7 U	--	--	--	--
Endrin aldehyde						**-99999 R**	--	--	--	--
Heptachlor						1.7 U	--	--	--	--
Heptachlor epoxide						1.7 U	--	--	--	--
Hexachlorocyclohexane (BHC), alpha-						1.7 U	--	--	--	--
Hexachlorocyclohexane (BHC), beta-						1.7 U	--	--	--	--
Hexachlorocyclohexane (BHC), delta-						1.7 U	--	--	--	--
Hexachlorocyclohexane (tech grade)						1.7 U	--	--	--	--
Methoxychlor						8.9 U	--	--	--	--
Toxaphene						17 U	--	--	--	--
PCB Aroclors (mg/kg-OC)										
Total PCB Aroclors (SMS Marine 2013) (U = 0)	12	65				4.7 UJ	0.81 U	2.3 U	**7.5 J**	**0.22 J**
PCB Aroclors (µg/kg)										
Aroclor 1016						17 U	2.8 U	10.5 U	10.1 U	8.56 U
Aroclor 1221						17 U	5.5 U	10.5 U	10.1 U	8.56 U
Aroclor 1232						17 U	5.5 U	10.5 U	10.1 U	8.56 U
Aroclor 1242						17 U	2.8 U	10.5 U	10.1 U	8.56 U
Aroclor 1248						17 U	2.8 U	10.5 U	10.1 U	8.56 U
Aroclor 1254						17 UJ	2.8 U	10.5 U	**26.8**	**3.4 J**
Aroclor 1260						17 U	2.8 U	10.5 U	**3.6 J**	8.56 U
Total PCB Aroclors (SMS Marine 2013) (U = 0)			130	1000		17 UJ	5.5 U	10.5 U	**30 J**	**3.4 J**
Total Petroleum Hydrocarbons (mg/kg)										
Oil and grease						**1180**	--	--	--	--

Table C-8
Sediment Data for Murray St. PS Overflow

Distance to CSO (ft)					94	111	112	116	148	169	172
Location ID					MURCSO97MY106S	CSO13_CSO-MY-10	CSO13_CSO-MY-9	MURCSO97MY106N	CSO13_CSO-MY-12	CSO11_CSO-MY-3	CSO11_CSO-MY-2
Area					CentralBasinPugetSnd	CentralBasinPugetSnd	CentralBasinPugetSnd	CentralBasinPugetSnd	CentralBasinPugetSnd	CentralBasinPugetSnd	CentralBasinPugetSnd
CSO					Murray St. PS	Murray St. PS	Murray St. PS	Murray St. PS	Murray St. PS	Murray St. PS	Murray St. PS
Task					MURCSO97	KC_CSO_2013	KC_CSO_2013	MURCSO97	KC_CSO_2013	KC_CSO_2011	KC_CSO_2011
Sample ID					L12043-4	L57636-9	L57636-8	L12043-2	L57636-11	L53963-21	L53963-20
Sample Date					10/14/1997	03/26/2013	03/26/2013	10/14/1997	03/26/2013	08/30/2011	08/30/2011
Depth					0 - 2 cm	0 - 10 cm	0 - 10 cm	0 - 2 cm	0 - 4 cm	0 - 10 cm	0 - 10 cm
	SMS_Marine_SCO_SCUMII	SMS_Marine_CSL_SCUMII	AET_Marine_SCO_SCUMII	AET_Marine_CSL_SCUMII							
Conventional Parameters (mg/kg)											
Ammonia					**19.8**	--	--	**9.79 J**	--	--	--
Sulfide					13 U	--	--	13 U	--	--	--
Conventional Parameters (pct)											
Total organic carbon					**0.246**	**1.03**	**0.665**	**0.291**	**0.321**	**0.597**	**0.233**
Total solids					**75.2**	**76.4**	**78**	**74.5**	**80**	**74.7**	**78**
Total volatile solids					**1.17**	--	--	**1.1**	--	--	--
Grain Size (pct)											
Pebble					--	--	--	--	--	**2**	**1.5**
Gravel					**11**	**27.9**	**12.6**	**1.4**	**37.9**	--	--
Granule (very fine gravel)					--	--	--	--	--	**0.9 J**	**1.6**
Sand					**89**	**74.4**	**83.5**	**98**	**61.6**	--	--
Sand, very coarse					--	--	--	--	--	**5.7**	**5.6**
Sand, coarse					--	--	--	--	--	**9.8**	**8.4**
Sand, medium					--	--	--	--	--	**16.9**	**16**
Sand, fine					--	--	--	--	--	**36.7**	**39.7**
Sand, very fine					--	--	--	--	--	**23.4**	**24.6**
Silt					0.1 U	**0.7 J**	1.3 U	0.1 U	1.3 U	--	--
Silt, coarse					--	--	--	--	--	**1 J**	**1 J**
Silt, medium					--	--	--	--	--	0.64 U	0.63 U
Silt, fine					--	--	--	--	--	0.64 U	0.63 U
Silt, very fine					--	--	--	--	--	0.64 U	0.63 U
Clay					0.1 U	**4.3**	**2.6**	0.1 U	**3.2**	--	--
Clay, coarse					--	--	--	--	--	0.64 U	0.63 U
Clay, medium					--	--	--	--	--	**0.6 J**	0.63 U
Clay, fine					--	--	--	--	--	**1.9**	**1.9**
Metals (mg/kg)											
Aluminum					**7200 J**	--	--	**7000 J**	--	--	--
Antimony					2 UJ	--	--	1.9 UJ	--	--	--
Arsenic	57	93	57	93	3.3 U	**2.9 J**	**1.9 J**	3.2 U	**2.6 J**	**2.1 J**	**2.1 J**
Barium					**12.2**	--	--	**13.4**	--	--	--
Beryllium					**0.08**	--	--	**0.085**	--	--	--
Cadmium	5.1	6.7	5.1	6.7	0.2 U	**0.14 J**	0.64 U	0.19 U	**0.19 J**	0.13 U	0.13 U
Chromium	260	270	260	270	**20.3**	**16.9**	**16.3**	**19.3**	**19.4**	**18.3**	**16.8**
Copper	390	390	390	390	**6.84 J**	**8.74**	**7.05**	**5.4 J**	**5.45**	**8.18**	**7.45**
Iron					**9870**	--	--	**9790**	--	--	--
Lead	450	530	450	530	**33.6**	**22.5**	**12.7**	**12**	**5.6 J**	**12.8**	**10.8**
Magnesium					**4120**	--	--	**4000**	--	--	--
Manganese					**170**	--	--	**232**	--	--	--
Mercury	0.41	0.59	0.41	0.59	**0.031**	**0.017 J**	**0.019 J**	**0.036**	**0.016 J**	**0.016 J**	**0.047 J**
Molybdenum					1.3 U	--	--	1.3 U	--	--	--
Nickel					**18.1**	--	--	**17.7**	--	--	--
Potassium					**834**	--	--	**938**	--	--	--

Table C-8
Sediment Data for Murray St. PS Overflow

					Distance to CSO (ft)	94	111	112	116	148	169	172
					Location ID	MURCSO97MY106S	CSO13_CSO-MY-10	CSO13_CSO-MY-9	MURCSO97MY106N	CSO13_CSO-MY-12	CSO11_CSO-MY-3	CSO11_CSO-MY-2
					Area	CentralBasinPugetSnd	CentralBasinPugetSnd	CentralBasinPugetSnd	CentralBasinPugetSnd	CentralBasinPugetSnd	CentralBasinPugetSnd	CentralBasinPugetSnd
					CSO	Murray St. PS	Murray St. PS	Murray St. PS	Murray St. PS	Murray St. PS	Murray St. PS	Murray St. PS
					Task	MURCSO97	KC_CSO_2013	KC_CSO_2013	MURCSO97	KC_CSO_2013	KC_CSO_2011	KC_CSO_2011
					Sample ID	L12043-4	L57636-9	L57636-8	L12043-2	L57636-11	L53963-21	L53963-20
					Sample Date	10/14/1997	03/26/2013	03/26/2013	10/14/1997	03/26/2013	08/30/2011	08/30/2011
					Depth	0 - 2 cm	0 - 10 cm	0 - 10 cm	0 - 2 cm	0 - 4 cm	0 - 10 cm	0 - 10 cm
	SMS_Marine_SCO_SCUMII	SMS_Marine_CSL_SCUMII	AET_Marine_SCO_SCUMII	AET_Marine_CSL_SCUMII								
Selenium						3.3 U	--	--	3.2 U	--	--	--
Silver	6.1	6.1	6.1	6.1		0.27 U	1.3 U	1.28 U	0.26 U	1.25 U	0.27 U	0.26 U
Sodium						**3400 J**	--	--	**3800 J**	--	--	--
Thallium						13 U	--	--	13 U	--	--	--
Zinc	410	960	410	960		**28.3**	**41**	**30.9**	**26**	**25**	**36.3**	**42.1**
Organometallic Compounds (µg/kg)												
Butyltin (n-Butyltin)						2.3 UJ	--	--	2.3 UJ	--	--	--
Dibutyltin						0.47 UJ	--	--	0.47 UJ	--	--	--
Tetrabutyltin						0.53 U	--	--	0.54 U	--	--	--
Tributyltin						0.28 UJ	--	--	0.28 UJ	--	--	--
Volatile Organics (mg/kg-OC)												
Hexachlorobutadiene (Hexachloro-1,3-butadiene)	3.9	6.2				15 U	--	--	12 U	--	--	--
Volatile Organics (µg/kg)												
Hexachlorobutadiene (Hexachloro-1,3-butadiene)			11	120		36 U	--	--	36 U	--	--	--
Semivolatile Organics (mg/kg-OC)												
1,2,4-Trichlorobenzene	0.81	1.8				0.37 U	0.14 U	0.206 U	0.32 U	0.417 U	0.12 U	0.29 U
1,2-Dichlorobenzene	2.3	2.3				0.37 U	0.678 U	1.03 U	0.32 U	2.07 U	1.2 U	2.93 U
1,4-Dichlorobenzene	3.1	9				**2.45**	1.02 U	1.55 U	0.32 U	3 U	1.79 U	4.42 U
2-Methylnaphthalene	38	64				--	1.4 U	**3.89**	--	4.17 U	1.2 U	2.9 U
Acenaphthene	16	57				--	1.4 U	**39.8**	--	4.17 U	**1 J**	2.9 U
Acenaphthylene	66	66				--	1.4 U	2.06 U	--	4.17 U	1.2 U	2.9 U
Anthracene	220	1200				--	**1.82 J**	**107**	--	**3 J**	**5.41**	**5.6 J**
Benzo(a)anthracene	110	270				--	**10 J**	**268**	--	**7.51**	**12.2**	**19.9**
Benzo(a)pyrene	99	210				--	**11.6 J**	**198**	--	**6.95**	**13.8**	**24.2**
Benzo(b,j,k)fluoranthenes						--	**26.3 J**	**498**	--	**12**	--	--
Benzo(g,h,i)perylene	31	78				--	**4.03 J**	**42**	--	**5.26**	**8.07**	**13.1**
bis(2-Ethylhexyl)phthalate	47	78				8.5 U	**7.46**	**17.6**	**10**	8.29 U	22.9 UJ	25 UJ
Butylbenzyl phthalate	4.9	64				8.5 U	1.02 U	1.55 U	7.2 U	3 U	1.79 U	4.42 U
Chrysene	110	460				--	**13 J**	**259**	--	**8.22**	**13.7**	**18.4**
Dibenzo(a,h)anthracene	12	33				--	**1.1 J**	**15.9**	--	4.17 U	**3.1**	**6.48**
Dibenzofuran	15	58				--	1.4 U	**21.8**	--	4.17 U	1.2 U	2.9 U
Diethyl phthalate	61	110				15 U	2.71 U	4.11 U	12 U	8.29 U	2.5 U	6 U
Dimethyl phthalate	53	53				6.1 U	1.4 U	2.06 U	5.2 U	4.17 U	**5.41**	5.88 U
Di-n-butyl phthalate	220	1700				15 U	2.71 U	4.11 U	12 U	8.29 U	**2.7 J**	**7.3 J**
Di-n-octyl phthalate	58	4500				**113**	1.4 U	2.06 U	7.2 U	4.17 U	2.4 U	5.88 U
Fluoranthene	160	1200				--	**25.5 J**	**830**	--	**17.5**	**28**	**39.3**
Fluorene	23	79				--	**0.8 J**	**42.3**	--	4.17 U	**2.45 J**	2.9 U
Hexachlorobenzene	0.38	2.3				0.37 U	0.14 U	0.206 U	0.32 U	0.417 U	0.12 U	0.29 U
Hexachlorobutadiene (Hexachloro-1,3-butadiene)	3.9	6.2				--	0.678 U	1.03 U	--	2.07 U	0.6 U	1.5 U
Indeno(1,2,3-c,d)pyrene	34	88				--	**4.02 J**	**49.5**	--	**4.52**	**7.99 J**	**12.5 J**
Naphthalene	99	170				--	1.4 U	**2.2**	--	4.17 U	1.2 U	2.9 U
n-Nitrosodiphenylamine	11	11				15 U	1.69 U	2.57 U	12 U	5.17 U	2.98 U	7.34 U
Phenanthrene	100	480				--	**13 J**	**552**	--	**19.3**	**17.8**	**18.2**

Table C-8
Sediment Data for Murray St. PS Overflow

					Distance to CSO (ft)	94	111	112	116	148	169	172
					Location ID	MURCSO97MY106S	CSO13_CSO-MY-10	CSO13_CSO-MY-9	MURCSO97MY106N	CSO13_CSO-MY-12	CSO11_CSO-MY-3	CSO11_CSO-MY-2
					Area	CentralBasinPugetSnd	CentralBasinPugetSnd	CentralBasinPugetSnd	CentralBasinPugetSnd	CentralBasinPugetSnd	CentralBasinPugetSnd	CentralBasinPugetSnd
					CSO	Murray St. PS	Murray St. PS	Murray St. PS	Murray St. PS	Murray St. PS	Murray St. PS	Murray St. PS
					Task	MURCSO97	KC_CSO_2013	KC_CSO_2013	MURCSO97	KC_CSO_2013	KC_CSO_2011	KC_CSO_2011
					Sample ID	L12043-4	L57636-9	L57636-8	L12043-2	L57636-11	L53963-21	L53963-20
					Sample Date	10/14/1997	03/26/2013	03/26/2013	10/14/1997	03/26/2013	08/30/2011	08/30/2011
					Depth	0 - 2 cm	0 - 10 cm	0 - 10 cm	0 - 2 cm	0 - 4 cm	0 - 10 cm	0 - 10 cm
	SMS_Marine_SCO_SCUMII	SMS_Marine_CSL_SCUMII	AET_Marine_SCO_SCUMII	AET_Marine_CSL_SCUMII								
Pyrene	1000	1400			--	**20.6 J**	**651**	--	--	**16.5**	**23.8**	**35.8**
Total Benzofluoranthenes (lab reported total)	230	450			--	--	--	--	--	**23.1**	**33.6**	
Total Benzofluoranthenes (b,j,k) (U = 0)	230	450			--	**26.3 J**	**498**	--	**12**	--	--	
Total cPAH TEQ (7 minimum CAEPA 2005) (U = 0)					--	**16 J**	**284**	--	**9.4**	**18.6 J**	**31.6 J**	
Total HPAH (SMS) (U = 0)	960	5300			--	**120 J**	**2800**	--	**78**	**134 J**	**203 J**	
Total LPAH (SMS) (U = 0)	370	780			--	**15 J**	**744**	--	**20 J**	**30 J**	**24 J**	
Semivolatile Organics (µg/kg)												
1,2,4-Trichlorobenzene			31	51	0.92 U	1.4 U	1.37 U	0.93 U	1.34 U	0.71 U	0.68 U	
1,2-Dichlorobenzene			35	50	0.92 U	6.98 U	6.83 U	0.93 U	6.66 U	7.14 U	6.83 U	
1,2-Diphenylhydrazine					70 U	--	--	71 U	--	--	--	
1,3-Dichlorobenzene					0.92 U	--	--	0.93 U	--	--	--	
1,4-Dichlorobenzene			110	110	**6.02**	10.5 U	10.3 U	0.93 U	10 U	10.7 U	10.3 U	
2,2'-Oxybis (1-chloropropane)					70 U	--	--	71 U	--	--	--	
2,4,5-Trichlorophenol					150 U	--	--	150 U	--	--	--	
2,4,6-Trichlorophenol					150 U	--	--	150 U	--	--	--	
2,4-Dichlorophenol					36 U	--	--	36 U	--	--	--	
2,4-Dimethylphenol	29	29	29	29	36 UJ	14 U	13.7 U	36 UJ	13.4 U	7.1 U	6.8 U	
2,4-Dinitrophenol					70 UJ	--	--	71 UJ	--	--	--	
2,4-Dinitrotoluene					15 U	--	--	15 U	--	--	--	
2,6-Dinitrotoluene					15 U	--	--	15 U	--	--	--	
2-Chloronaphthalene					21 U	--	--	21 U	--	--	--	
2-Chlorophenol					70 U	--	--	71 U	--	--	--	
2-Methylnaphthalene			670	670	--	14 U	**25.9**	--	13.4 U	7.1 U	6.8 U	
2-Methylphenol (o-Cresol)	63	63	63	63	36 U	14 U	13.7 U	36 U	13.4 U	7.1 U	6.8 U	
2-Nitroaniline					150 U	--	--	150 U	--	--	--	
2-Nitrophenol					36 U	--	--	36 U	--	--	--	
3,3'-Dichlorobenzidine					36 UJ	--	--	36 UJ	--	--	--	
3-Nitroaniline					150 U	--	--	150 U	--	--	--	
4-Bromophenyl-phenyl ether					15 U	--	--	15 U	--	--	--	
4-Chloro-3-methylphenol					70 U	--	--	71 U	--	--	--	
4-Chloroaniline					70 UJ	--	--	71 UJ	--	--	--	
4-Chlorophenyl phenyl ether					21 U	--	--	21 U	--	--	--	
4-Methylphenol (p-Cresol)	670	670	670	670	36 U	69.8 U	68.3 U	36 U	66.6 U	36 U	35 U	
4-Nitroaniline					150 U	--	--	150 U	--	--	--	
4-Nitrophenol					70 U	--	--	71 U	--	--	--	
Acenaphthene			500	500	--	14 U	**265**	--	13.4 U	**8 J**	6.8 U	
Acenaphthylene			1300	1300	--	14 U	13.7 U	--	13.4 U	7.1 U	6.8 U	
Aniline					70 UJ	--	--	71 UJ	--	--	--	
Anthracene			960	960	--	**18.7 J**	**714**	--	**10 J**	**32.3**	**13 J**	
Benzidine					**-99999 R**	--	--	**-99999 R**	--	--	--	
Benzo(a)anthracene			1300	1600	--	**103 J**	**1780**	--	**24.1**	**72.8**	**46.3**	
Benzo(a)pyrene			1600	1600	--	**119 J**	**1320**	--	**22.3**	**82.3**	**56.4**	
Benzo(b,j,k)fluoranthenes					--	**271 J**	**3310**	--	**38**	--	--	

Table C-8
Sediment Data for Murray St. PS Overflow

					Distance to CSO (ft)	94	111	112	116	148	169	172
					Location ID	MURCSO97MY106S	CSO13_CSO-MY-10	CSO13_CSO-MY-9	MURCSO97MY106N	CSO13_CSO-MY-12	CSO11_CSO-MY-3	CSO11_CSO-MY-2
					Area	CentralBasinPugetSnd	CentralBasinPugetSnd	CentralBasinPugetSnd	CentralBasinPugetSnd	CentralBasinPugetSnd	CentralBasinPugetSnd	CentralBasinPugetSnd
					CSO	Murray St. PS	Murray St. PS	Murray St. PS	Murray St. PS	Murray St. PS	Murray St. PS	Murray St. PS
					Task	MURCSO97	KC_CSO_2013	KC_CSO_2013	MURCSO97	KC_CSO_2013	KC_CSO_2011	KC_CSO_2011
					Sample ID	L12043-4	L57636-9	L57636-8	L12043-2	L57636-11	L53963-21	L53963-20
					Sample Date	10/14/1997	03/26/2013	03/26/2013	10/14/1997	03/26/2013	08/30/2011	08/30/2011
					Depth	0 - 2 cm	0 - 10 cm	0 - 10 cm	0 - 2 cm	0 - 4 cm	0 - 10 cm	0 - 10 cm
	SMS_Marine_SCO_SCUMII	SMS_Marine_CSL_SCUMII	AET_Marine_SCO_SCUMII	AET_Marine_CSL_SCUMII								
Benzo(g,h,i)perylene			670	720	--	**41.5 J**	**279**	--	**16.9**	**48.2**	**30.6**
Benzoic acid	650	650	650	650	**-99999 R**	140 U	137 U	**-99999 R**	134 U	**226**	**182**
Benzyl alcohol	57	73	57	73	36 U	17.4 U	17.1 U	36 U	16.6 U	17.8 U	17.1 U
bis(2-Chloroethoxy)methane					36 U	--	--	36 U	--	--	--
bis(2-Chloroethyl)ether					21 U	--	--	21 U	--	--	--
bis(2-Ethylhexyl)phthalate			1300	3100	21 U	**76.8**	**117**	**30**	26.6 U	137 UJ	58.2 UJ
Butylbenzyl phthalate			63	900	21 U	10.5 U	10.3 U	21 U	10 U	10.7 U	10.3 U
Chrysene			1400	2800	--	**130 J**	**1720**	--	**26.4**	**81.7**	**42.8**
Coprostanol (Cholestan-3-ol (3B, 5B))					360 U	--	--	360 U	--	--	--
Dibenzo(a,h)anthracene			230	230	--	**11 J**	**106**	--	13.4 U	**18.5**	**15.1**
Dibenzofuran			540	540	--	14 U	**145**	--	13.4 U	7.1 U	6.8 U
Diethyl phthalate			200	1200	36 U	27.9 U	27.3 U	36 U	26.6 U	15 U	14 U
Dimethyl phthalate			71	160	15 U	14 U	13.7 U	15 U	13.4 U	**32.3**	13.7 U
Di-n-butyl phthalate			1400	1400	36 U	27.9 U	27.3 U	36 U	26.6 U	**16 J**	**17 J**
Dinitro-o-cresol (4,6-Dinitro-2-methylphenol)					70 U	--	--	71 U	--	--	--
Di-n-octyl phthalate			6200	6200	**278**	14 U	13.7 U	21 U	13.4 U	14.3 U	13.7 U
Fluoranthene			1700	2500	--	**263 J**	**5500**	--	**56.3**	**167**	**91.5**
Fluorene			540	540	--	**8.2 J**	**281**	--	13.4 U	**14.6 J**	6.8 U
Hexachlorobenzene			22	70	0.92 U	1.4 U	1.37 U	0.93 U	1.34 U	0.71 U	0.68 U
Hexachlorobutadiene (Hexachloro-1,3-butadiene)			11	120	--	6.98 U	6.83 U	--	6.66 U	3.6 U	3.5 U
Hexachlorocyclopentadiene					36 U	--	--	36 U	--	--	--
Hexachloroethane					36 U	--	--	36 U	--	--	--
Indeno(1,2,3-c,d)pyrene			600	690	--	**41.4 J**	**329**	--	**14.5**	**47.7 J**	**29.2 J**
Isophorone					36 U	--	--	36 U	--	--	--
Naphthalene			2100	2100	--	14 U	**14.6**	--	13.4 U	7.1 U	6.8 U
Nitrobenzene					36 U	--	--	36 U	--	--	--
n-Nitrosodimethylamine					150 U	--	--	150 U	--	--	--
n-Nitrosodi-n-propylamine					36 U	--	--	36 U	--	--	--
n-Nitrosodiphenylamine			28	40	36 U	17.4 U	17.1 U	36 U	16.6 U	17.8 U	17.1 U
Pentachlorophenol	360	690	360	690	36 U	105 U	103 U	36 U	100 U	107 U	103 U
Phenanthrene			1500	1500	--	**130 J**	**3670**	--	**62.1**	**106**	**42.4**
Phenol	420	1200	420	1200	150 U	105 U	103 U	150 U	100 U	36 U	35 U
Pyrene			2600	3300	--	**212 J**	**4330**	--	**53.1**	**142**	**83.5**
Total Benzofluoranthenes (lab reported total)			3200	3600	--	--	--	--	--	**138**	**78.3**
Total Benzofluoranthenes (b,j,k) (U = 0)			3200	3600	--	**271 J**	**3310**	--	**38**	--	--
Total cPAH TEQ (7 minimum CAEPA 2005) (U = 0)					--	**160 J**	**1890**	--	**30**	**111 J**	**73.7 J**
Total HPAH (SMS) (U = 0)			12000	17000	--	**1200 J**	**19000**	--	**250**	**798 J**	**474 J**
Total LPAH (SMS) (U = 0)			5200	5200	--	**160 J**	**4940**	--	**72 J**	**160 J**	**55 J**
Polycyclic Aromatic Hydrocarbons (mg/kg-OC)												
2-Methylnaphthalene	38	64			23 U	--	--	20 U	--	--	--
Acenaphthene	16	57			6.1 U	--	--	5.2 U	--	--	--
Acenaphthylene	66	66			8.5 U	--	--	7.2 U	--	--	--
Anthracene	220	1200			8.5 UJ	--	--	7.2 UJ	--	--	--

Table C-8
Sediment Data for Murray St. PS Overflow

				Distance to CSO (ft)	94	111	112	116	148	169	172
				Location ID	MURCSO97MY106S	CSO13_CSO-MY-10	CSO13_CSO-MY-9	MURCSO97MY106N	CSO13_CSO-MY-12	CSO11_CSO-MY-3	CSO11_CSO-MY-2
				Area	CentralBasinPugetSnd	CentralBasinPugetSnd	CentralBasinPugetSnd	CentralBasinPugetSnd	CentralBasinPugetSnd	CentralBasinPugetSnd	CentralBasinPugetSnd
				CSO	Murray St. PS	Murray St. PS	Murray St. PS	Murray St. PS	Murray St. PS	Murray St. PS	Murray St. PS
				Task	MURCSO97	KC_CSO_2013	KC_CSO_2013	MURCSO97	KC_CSO_2013	KC_CSO_2011	KC_CSO_2011
				Sample ID	L12043-4	L57636-9	L57636-8	L12043-2	L57636-11	L53963-21	L53963-20
				Sample Date	10/14/1997	03/26/2013	03/26/2013	10/14/1997	03/26/2013	08/30/2011	08/30/2011
				Depth	0 - 2 cm	0 - 10 cm	0 - 10 cm	0 - 2 cm	0 - 4 cm	0 - 10 cm	0 - 10 cm
	SMS_Marine_SCO_SCUMII	SMS_Marine_CSL_SCUMII	AET_Marine_SCO_SCUMII	AET_Marine_CSL_SCUMII							
Benzo(a)anthracene	110	270			**22 J**	--	--	**23 J**	--	--	--
Benzo(a)pyrene	99	210			**17**	--	--	**22**	--	--	--
Benzo(b)fluoranthene					**26**	--	--	**30**	--	--	--
Benzo(g,h,i)perylene	31	78			15 UJ	--	--	**13**	--	--	--
Benzo(k)fluoranthene					23 UJ	--	--	20 UJ	--	--	--
Chrysene	110	460			**22.3**	--	--	**28.7**	--	--	--
Dibenzo(a,h)anthracene	12	33			23 U	--	--	20 U	--	--	--
Dibenzofuran	15	58			15 U	--	--	12 U	--	--	--
Fluoranthene	160	1200			**49 J**	--	--	**52 J**	--	--	--
Fluorene	23	79			8.5 UJ	--	--	7.2 UJ	--	--	--
Indeno(1,2,3-c,d)pyrene	34	88			**15**	--	--	**15**	--	--	--
Naphthalene	99	170			23 UJ	--	--	20 UJ	--	--	--
Phenanthrene	100	480			**28 J**	--	--	**41 J**	--	--	--
Pyrene	1000	1400			**40 J**	--	--	**41 J**	--	--	--
Total Benzofluoranthenes (b,j,k) (U = 0)	230	450			**26 J**	--	--	**30 J**	--	--	--
Total cPAH TEQ (7 minimum CAEPA 2005) (U = 0)					**24 J**	--	--	**29 J**	--	--	--
Total HPAH (SMS) (U = 0)	960	5300			**200 J**	--	--	**220 J**	--	--	--
Total LPAH (SMS) (U = 0)	370	780			**28 J**	--	--	**41 J**	--	--	--
Polycyclic Aromatic Hydrocarbons (µg/kg)											
2-Methylnaphthalene			670	670	57 U	--	--	58 U	--	--	--
Acenaphthene			500	500	15 U	--	--	15 U	--	--	--
Acenaphthylene			1300	1300	21 U	--	--	21 U	--	--	--
Anthracene			960	960	21 UJ	--	--	21 UJ	--	--	--
Benzo(a)anthracene			1300	1600	**55 J**	--	--	**67 J**	--	--	--
Benzo(a)pyrene			1600	1600	**43**	--	--	**64**	--	--	--
Benzo(b)fluoranthene					**65**	--	--	**86**	--	--	--
Benzo(g,h,i)perylene			670	720	36 UJ	--	--	**39**	--	--	--
Benzo(k)fluoranthene					57 UJ	--	--	58 UJ	--	--	--
Carbazole					36 U	--	--	36 U	--	--	--
Chrysene			1400	2800	**54.8**	--	--	**83.4**	--	--	--
Dibenzo(a,h)anthracene			230	230	57 U	--	--	58 U	--	--	--
Dibenzofuran			540	540	36 U	--	--	36 U	--	--	--
Fluoranthene			1700	2500	**120 J**	--	--	**150 J**	--	--	--
Fluorene			540	540	21 UJ	--	--	21 UJ	--	--	--
Indeno(1,2,3-c,d)pyrene			600	690	**37**	--	--	**43**	--	--	--
Naphthalene			2100	2100	57 UJ	--	--	58 UJ	--	--	--
Phenanthrene			1500	1500	**69 J**	--	--	**120 J**	--	--	--
Pyrene			2600	3300	**100 J**	--	--	**120 J**	--	--	--
Total Benzofluoranthenes (b,j,k) (U = 0)			3200	3600	**65 J**	--	--	**86 J**	--	--	--
Total cPAH TEQ (7 minimum CAEPA 2005) (U = 0)					**59 J**	--	--	**84 J**	--	--	--
Total HPAH (SMS) (U = 0)			12000	17000	**470 J**	--	--	**650 J**	--	--	--
Total LPAH (SMS) (U = 0)			5200	5200	**69 J**	--	--	**120 J**	--	--	--
Pesticides (µg/kg)											

Table C-8
Sediment Data for Murray St. PS Overflow

				Distance to CSO (ft)	94	111	112	116	148	169	172
				Location ID	MURCSO97MY106S	CSO13_CSO-MY-10	CSO13_CSO-MY-9	MURCSO97MY106N	CSO13_CSO-MY-12	CSO11_CSO-MY-3	CSO11_CSO-MY-2
				Area	CentralBasinPugetSnd	CentralBasinPugetSnd	CentralBasinPugetSnd	CentralBasinPugetSnd	CentralBasinPugetSnd	CentralBasinPugetSnd	CentralBasinPugetSnd
				CSO	Murray St. PS	Murray St. PS	Murray St. PS	Murray St. PS	Murray St. PS	Murray St. PS	Murray St. PS
				Task	MURCSO97	KC_CSO_2013	KC_CSO_2013	MURCSO97	KC_CSO_2013	KC_CSO_2011	KC_CSO_2011
				Sample ID	L12043-4	L57636-9	L57636-8	L12043-2	L57636-11	L53963-21	L53963-20
				Sample Date	10/14/1997	03/26/2013	03/26/2013	10/14/1997	03/26/2013	08/30/2011	08/30/2011
				Depth	0 - 2 cm	0 - 10 cm	0 - 10 cm	0 - 2 cm	0 - 4 cm	0 - 10 cm	0 - 10 cm
	SMS_Marine_SCO_SCUMII	SMS_Marine_CSL_SCUMII	AET_Marine_SCO_SCUMII	AET_Marine_CSL_SCUMII							
4,4'-DDD (p,p'-DDD)					1.7 U	--	--	1.7 U	--	--	--
4,4'-DDE (p,p'-DDE)					1.7 UJ	--	--	1.7 UJ	--	--	--
4,4'-DDT (p,p'-DDT)					1.7 U	--	--	1.7 U	--	--	--
Aldrin					1.7 U	--	--	1.7 U	--	--	--
Chlordane					8.9 U	--	--	9 U	--	--	--
Dieldrin					1.7 U	--	--	1.7 U	--	--	--
Endosulfan					1.7 U	--	--	1.7 U	--	--	--
Endosulfan sulfate					1.7 U	--	--	1.7 U	--	--	--
Endrin					1.7 U	--	--	1.7 U	--	--	--
Endrin aldehyde					**-99999 R**	--	--	**-99999 R**	--	--	--
Heptachlor					1.7 U	--	--	1.7 U	--	--	--
Heptachlor epoxide					1.7 U	--	--	1.7 U	--	--	--
Hexachlorocyclohexane (BHC), alpha-					1.7 U	--	--	1.7 U	--	--	--
Hexachlorocyclohexane (BHC), beta-					1.7 U	--	--	1.7 U	--	--	--
Hexachlorocyclohexane (BHC), delta-					1.7 U	--	--	1.7 U	--	--	--
Hexachlorocyclohexane (tech grade)					1.7 U	--	--	1.7 U	--	--	--
Methoxychlor					8.9 U	--	--	9 U	--	--	--
Toxaphene					17 U	--	--	17 U	--	--	--
PCB Aroclors (mg/kg-OC)											
Total PCB Aroclors (SMS Marine 2013) (U = 0)	12	65			6.9 UJ	**0.57 J**	**0.47 J**	5.8 UJ	3 U	**0.49 J**	**1.2 J**
PCB Aroclors (µg/kg)											
Aroclor 1016					17 U	10.5 U	10.3 U	17 U	10 U	2.7 U	2.6 U
Aroclor 1221					17 U	10.5 U	10.3 U	17 U	10 U	5.4 U	5.1 U
Aroclor 1232					17 U	10.5 U	10.3 U	17 U	10 U	5.4 U	5.1 U
Aroclor 1242					17 U	10.5 U	10.3 U	17 U	10 U	2.7 U	2.6 U
Aroclor 1248					17 U	10.5 U	10.3 U	17 U	10 U	2.7 U	2.6 U
Aroclor 1254					17 UJ	**5.9 J**	**3.1 J**	17 UJ	10 U	**2.9 J**	**2.8 J**
Aroclor 1260					17 U	10.5 U	10.3 U	17 U	10 U	2.7 U	2.6 U
Total PCB Aroclors (SMS Marine 2013) (U = 0)			130	1000	17 UJ	**5.9 J**	**3.1 J**	17 UJ	10 U	**2.9 J**	**2.8 J**
Total Petroleum Hydrocarbons (mg/kg)											
Oil and grease					**1250**	--	--	**1230**	--	--	--

Table C-8
Sediment Data for Murray St. PS Overflow

Distance to CSO (ft)					194	220	233	350	353	432	995
Location ID					MURCSO97MY213S	MURCSO97MY213N	CSO11_CSO-MY-4	CSO11_CSO-MY-6	CSO11_CSO-MY-5	CSO11_CSO-MY-7	MURCSO97MY1000S
Area					CentralBasinPugetSnd	CentralBasinPugetSnd	CentralBasinPugetSnd	CentralBasinPugetSnd	CentralBasinPugetSnd	CentralBasinPugetSnd	CentralBasinPugetSnd
CSO					Murray St. PS	Murray St. PS	Murray St. PS	Murray St. PS	Murray St. PS	Murray St. PS	Murray St. PS
Task					MURCSO97	MURCSO97	KC_CSO_2011	KC_CSO_2011	KC_CSO_2011	KC_CSO_2011	MURCSO97
Sample ID					L12043-5	L12043-1	L53963-22	L53963-24	L53963-23	L53963-25	L12043-6
Sample Date					10/15/1997	10/14/1997	08/30/2011	08/30/2011	08/30/2011	08/30/2011	10/15/1997
Depth					0 - 2 cm	0 - 2 cm	0 - 10 cm	0 - 10 cm	0 - 6 cm	0 - 6 cm	0 - 2 cm
	SMS_Marine_SCO_SCUMII	SMS_Marine_CSL_SCUMII	AET_Marine_SCO_SCUMII	AET_Marine_CSL_SCUMII							
Conventional Parameters (mg/kg)											
Ammonia					**16 J**	**23.8**	--	--	--	--	**12 J**
Sulfide					13 U	**33.6**	--	--	--	--	14 U
Conventional Parameters (pct)											
Total organic carbon					**0.311**	**0.265**	**0.168**	**0.102**	**0.179**	**0.137**	**0.162**
Total solids					**76.8**	**74.4**	**78.2**	**78.1**	**78.3**	**79.1**	**72.4**
Total volatile solids					**1.2**	**1.02**	--	--	--	--	**0.91**
Grain Size (pct)											
Pebble					--	--	**3.7**	**1.9**	**11.2**	**1.9**	--
Gravel					**2.4**	**0.79**	--	--	--	--	0.1 U
Granule (very fine gravel)					--	--	**2.6**	**2.6**	**2.8**	**1.8**	--
Sand					**96**	**97**	--	--	--	--	**98**
Sand, very coarse					--	--	**7.9**	**7.4**	**10.1**	**7.2**	--
Sand, coarse					--	--	**7.7**	**8.3**	**8**	**11**	--
Sand, medium					--	--	**14.7**	**13.5**	**10**	**14.3**	--
Sand, fine					--	--	**34.3**	**32.1**	**27.2**	**32.5**	--
Sand, very fine					--	--	**27.8**	**29.6**	**27.5**	**25.8**	--
Silt					0.1 U	0.1 U	--	--	--	--	0.1 U
Silt, coarse					--	--	**1.1 J**	**1.4**	**1.7**	**1.4**	--
Silt, medium					--	--	**0.6 J**	0.61 U	0.61 U	0.6 U	--
Silt, fine					--	--	0.62 U	0.61 U	0.61 U	0.6 U	--
Silt, very fine					--	--	0.62 U	0.61 U	0.61 U	0.6 U	--
Clay					0.1 U	0.1 U	--	--	--	--	0.1 U
Clay, coarse					--	--	0.62 U	0.61 U	0.61 U	0.6 U	--
Clay, medium					--	--	0.62 U	0.61 U	0.61 U	0.6 U	--
Clay, fine					--	--	**1.2**	**2.4**	**2.4**	**1.8**	--
Metals (mg/kg)											
Aluminum					**6100 J**	**7400 J**	--	--	--	--	**6400 J**
Antimony					2 UJ	2 UJ	--	--	--	--	2.1 UJ
Arsenic	57	93	57	93	3.3 U	3.4 U	**2 J**	**2.7 J**	**2.7 J**	**3 J**	3.5 U
Barium					**14.7**	**13**	--	--	--	--	**13.5**
Beryllium					**0.079**	**0.077**	--	--	--	--	0.069 U
Cadmium	5.1	6.7	5.1	6.7	0.2 U	0.2 U	0.13 U	0.13 U	0.13 U	0.12 U	0.21 U
Chromium	260	270	260	270	**17.4**	**22**	**15.1**	**17**	**13.8**	**18.5**	**21.3**
Copper	390	390	390	390	**7.37 J**	**4.17 J**	**3.84**	**4.4**	**4.13**	**3.79**	**4.17 J**
Iron					**8110**	**9460**	--	--	--	--	**8220**
Lead	450	530	450	530	**12.1**	**4.2**	**5.5 J**	**5 J**	**4.7 J**	**3.8 J**	**5.4**
Magnesium					**3930**	**4490**	--	--	--	--	**3960**
Manganese					**145**	**157**	--	--	--	--	**200**
Mercury	0.41	0.59	0.41	0.59	**3.05**	0.027 U	**0.011 J**	**0.0093 J**	**0.014 J**	**0.011 J**	**0.026**
Molybdenum					1.3 U	1.3 U	--	--	--	--	1.4 U
Nickel					**16.7**	**16.5**	--	--	--	--	**16.2**
Potassium					**717**	**917**	--	--	--	--	**749**

Table C-8
Sediment Data for Murray St. PS Overflow

					Distance to CSO (ft)	194	220	233	350	353	432	995
					Location ID	MURCSO97MY213S	MURCSO97MY213N	CSO11_CSO-MY-4	CSO11_CSO-MY-6	CSO11_CSO-MY-5	CSO11_CSO-MY-7	MURCSO97MY1000S
					Area	CentralBasinPugetSnd	CentralBasinPugetSnd	CentralBasinPugetSnd	CentralBasinPugetSnd	CentralBasinPugetSnd	CentralBasinPugetSnd	CentralBasinPugetSnd
					CSO	Murray St. PS	Murray St. PS	Murray St. PS	Murray St. PS	Murray St. PS	Murray St. PS	Murray St. PS
					Task	MURCSO97	MURCSO97	KC_CSO_2011	KC_CSO_2011	KC_CSO_2011	KC_CSO_2011	MURCSO97
					Sample ID	L12043-5	L12043-1	L53963-22	L53963-24	L53963-23	L53963-25	L12043-6
					Sample Date	10/15/1997	10/14/1997	08/30/2011	08/30/2011	08/30/2011	08/30/2011	10/15/1997
					Depth	0 - 2 cm	0 - 2 cm	0 - 10 cm	0 - 10 cm	0 - 6 cm	0 - 6 cm	0 - 2 cm
	SMS_Marine_SCO_SCUMII	SMS_Marine_CSL_SCUMII	AET_Marine_SCO_SCUMII	AET_Marine_CSL_SCUMII								
Selenium						3.3 U	3.4 U	--	--	--	--	3.5 U
Silver	6.1	6.1	6.1	6.1		0.26 U	0.27 U	0.26 U	0.26 U	0.26 U	0.25 U	0.28 U
Sodium						**4100 J**	**3500 J**	--	--	--	--	**3900 J**
Thallium						13 U	13 U	--	--	--	--	14 U
Zinc	410	960	410	960		**24.1**	**22**	**19.6**	**21.4**	**20.9**	**20.4**	**20.4**
Organometallic Compounds (µg/kg)												
Butyltin (n-Butyltin)						2.2 UJ	2.3 UJ	--	--	--	--	2.3 UJ
Dibutyltin						0.46 UJ	0.47 UJ	--	--	--	--	0.48 UJ
Tetrabutyltin						0.52 UJ	0.54 U	--	--	--	--	0.55 U
Tributyltin						0.27 UJ	0.28 UJ	--	--	--	--	0.29 UJ
Volatile Organics (mg/kg-OC)												
Hexachlorobutadiene (Hexachloro-1,3-butadiene)	3.9	6.2				--	14 U	--	--	--	--	23 U
Volatile Organics (µg/kg)												
Hexachlorobutadiene (Hexachloro-1,3-butadiene)			11	120		--	36 U	--	--	--	--	37 U
Semivolatile Organics (mg/kg-OC)												
1,2,4-Trichlorobenzene	0.81	1.8				0.3 U	0.35 U	0.4 U	0.67 U	0.38 U	0.49 U	0.59 U
1,2-Dichlorobenzene	2.3	2.3				0.3 U	0.35 U	4.06 U	6.69 U	3.8 U	4.92 U	0.59 U
1,4-Dichlorobenzene	3.1	9				0.3 U	0.35 U	6.07 U	10 U	5.7 U	7.37 U	0.59 U
2-Methylnaphthalene	38	64				--	--	4 U	6.7 U	3.8 U	4.9 U	--
Acenaphthene	16	57				--	--	4 U	6.7 U	3.8 U	4.9 U	--
Acenaphthylene	66	66				--	--	4 U	6.7 U	3.8 U	4.9 U	--
Anthracene	220	1200				--	--	4 U	**11 J**	3.8 U	4.9 U	--
Benzo(a)anthracene	110	270				--	--	**20.7**	**25.4**	**6.7 J**	4.9 U	--
Benzo(a)pyrene	99	210				--	--	**31**	**33.7**	**11.5**	4.9 U	--
Benzo(b,j,k)fluoranthenes						--	--	--	--	--	--	--
Benzo(g,h,i)perylene	31	78				--	--	**14.7**	**7.7 J**	3.8 U	4.9 U	--
bis(2-Ethylhexyl)phthalate	47	78				--	8.3 U	20.3 UJ	28 UJ	16 UJ	20 UJ	14 U
Butylbenzyl phthalate	4.9	64				--	8.3 U	6.07 U	10 U	5.7 U	7.37 U	14 U
Chrysene	110	460				--	--	**20.5**	**22.1**	3.8 U	4.9 U	--
Dibenzo(a,h)anthracene	12	33				--	--	**5.5 J**	**7.3 J**	3.8 U	4.9 U	--
Dibenzofuran	15	58				--	--	4 U	6.7 U	3.8 U	4.9 U	--
Diethyl phthalate	61	110				--	14 U	8.3 U	14 U	**7.8 J**	10 U	23 U
Dimethyl phthalate	53	53				--	5.7 U	8.15 U	13.4 U	7.65 U	9.85 U	9.3 U
Di-n-butyl phthalate	220	1700				--	14 U	**8.9 J**	**14 J**	**7.8 J**	**10 J**	**33**
Di-n-octyl phthalate	58	4500				--	8.3 U	8.15 U	13.4 U	7.65 U	9.85 U	14 U
Fluoranthene	160	1200				--	--	**29**	**39.1**	3.8 U	4.9 U	--
Fluorene	23	79				--	--	4 U	6.7 U	3.8 U	4.9 U	--
Hexachlorobenzene	0.38	2.3				0.3 U	0.35 U	0.4 U	0.67 U	0.38 U	0.49 U	0.59 U
Hexachlorobutadiene (Hexachloro-1,3-butadiene)	3.9	6.2				--	--	2.1 U	3.4 U	1.9 U	2.5 U	--
Indeno(1,2,3-c,d)pyrene	34	88				--	--	**16.4 J**	**14 J**	**4.6 J**	4.9 U	--
Naphthalene	99	170				--	--	4 U	6.7 U	3.8 U	4.9 U	--
n-Nitrosodiphenylamine	11	11				--	14 U	10 U	17 U	9.5 U	12.3 U	23 U
Phenanthrene	100	480				--	--	**6.5 J**	**37.5**	3.8 U	4.9 U	--

Table C-8
Sediment Data for Murray St. PS Overflow

					Distance to CSO (ft)	194	220	233	350	353	432	995
					Location ID	MURCSO97MY213S	MURCSO97MY213N	CSO11_CSO-MY-4	CSO11_CSO-MY-6	CSO11_CSO-MY-5	CSO11_CSO-MY-7	MURCSO97MY1000S
					Area	CentralBasinPugetSnd	CentralBasinPugetSnd	CentralBasinPugetSnd	CentralBasinPugetSnd	CentralBasinPugetSnd	CentralBasinPugetSnd	CentralBasinPugetSnd
					CSO	Murray St. PS	Murray St. PS	Murray St. PS	Murray St. PS	Murray St. PS	Murray St. PS	Murray St. PS
					Task	MURCSO97	MURCSO97	KC_CSO_2011	KC_CSO_2011	KC_CSO_2011	KC_CSO_2011	MURCSO97
					Sample ID	L12043-5	L12043-1	L53963-22	L53963-24	L53963-23	L53963-25	L12043-6
					Sample Date	10/15/1997	10/14/1997	08/30/2011	08/30/2011	08/30/2011	08/30/2011	10/15/1997
					Depth	0 - 2 cm	0 - 2 cm	0 - 10 cm	0 - 10 cm	0 - 6 cm	0 - 6 cm	0 - 2 cm
	SMS_Marine_SCO_SCUMII	SMS_Marine_CSL_SCUMII	AET_Marine_SCO_SCUMII	AET_Marine_CSL_SCUMII								
Pyrene	1000	1400			--	--	**34.4**	**40.4**	3.8 U	4.9 U	--
Total Benzofluoranthenes (lab reported total)	230	450			--	--	**35.6**	**34**	**8.44**	4.9 U	--
Total Benzofluoranthenes (b,j,k) (U = 0)	230	450			--	--	--	--	--	--	--
Total cPAH TEQ (7 minimum CAEPA 2005) (U = 0)					--	--	**39 J**	**42 J**	**13 J**	4.9 U	--
Total HPAH (SMS) (U = 0)	960	5300			--	--	**210 J**	**220 J**	**31 J**	4.9 U	--
Total LPAH (SMS) (U = 0)	370	780			--	--	**6.5 J**	**48 J**	3.8 U	4.9 U	--
Semivolatile Organics (µg/kg)												
1,2,4-Trichlorobenzene			31	51	0.9 U	0.93 U	0.68 U	0.68 U	0.68 U	0.67 U	0.95 U
1,2-Dichlorobenzene			35	50	0.9 U	0.93 U	6.82 U	6.82 U	6.81 U	6.74 U	0.95 U
1,2-Diphenylhydrazine					--	71 U	--	--	--	--	73 U
1,3-Dichlorobenzene					0.9 U	0.93 U	--	--	--	--	0.95 U
1,4-Dichlorobenzene			110	110	0.9 U	0.93 U	10.2 U	10.2 U	10.2 U	10.1 U	0.95 U
2,2'-Oxybis (1-chloropropane)					--	71 U	--	--	--	--	73 U
2,4,5-Trichlorophenol					--	150 U	--	--	--	--	150 U
2,4,6-Trichlorophenol					--	150 U	--	--	--	--	150 U
2,4-Dichlorophenol					--	36 U	--	--	--	--	37 U
2,4-Dimethylphenol	29	29	29	29	--	36 UJ	6.8 U	6.8 U	6.8 U	6.7 U	37 UJ
2,4-Dinitrophenol					--	71 UJ	--	--	--	--	73 UJ
2,4-Dinitrotoluene					--	15 U	--	--	--	--	15 U
2,6-Dinitrotoluene					--	15 U	--	--	--	--	15 U
2-Chloronaphthalene					--	22 U	--	--	--	--	22 U
2-Chlorophenol					--	71 U	--	--	--	--	73 U
2-Methylnaphthalene			670	670	--	--	6.8 U	6.8 U	6.8 U	6.7 U	--
2-Methylphenol (o-Cresol)	63	63	63	63	--	36 U	6.8 U	6.8 U	6.8 U	6.7 U	37 U
2-Nitroaniline					--	150 U	--	--	--	--	150 U
2-Nitrophenol					--	36 U	--	--	--	--	37 U
3,3'-Dichlorobenzidine					**-99999 R**	36 UJ	--	--	--	--	37 UJ
3-Nitroaniline					140 UJ	150 U	--	--	--	--	150 U
4-Bromophenyl-phenyl ether					--	15 U	--	--	--	--	15 U
4-Chloro-3-methylphenol					--	71 U	--	--	--	--	73 U
4-Chloroaniline					69 UJ	71 UJ	--	--	--	--	73 UJ
4-Chlorophenyl phenyl ether					--	22 U	--	--	--	--	22 U
4-Methylphenol (p-Cresol)	670	670	670	670	--	36 U	35 U	35 U	34 U	34 U	37 U
4-Nitroaniline					--	150 U	--	--	--	--	150 U
4-Nitrophenol					--	71 U	--	--	--	--	73 U
Acenaphthene			500	500	--	--	6.8 U	6.8 U	6.8 U	6.7 U	--
Acenaphthylene			1300	1300	--	--	6.8 U	6.8 U	6.8 U	6.7 U	--
Aniline					**-99999 R**	71 UJ	--	--	--	--	73 UJ
Anthracene			960	960	--	--	6.8 U	**11 J**	6.8 U	6.7 U	--
Benzidine					**-99999 R**	**-99999 R**	--	--	--	--	**-99999 R**
Benzo(a)anthracene			1300	1600	--	--	**34.8**	**25.9**	**12 J**	6.7 U	--
Benzo(a)pyrene			1600	1600	--	--	**52**	**34.4**	**20.6**	6.7 U	--
Benzo(b,j,k)fluoranthenes					--	--	--	--	--	--	--

Table C-8
Sediment Data for Murray St. PS Overflow

					Distance to CSO (ft)	194	220	233	350	353	432	995
					Location ID	MURCSO97MY213S	MURCSO97MY213N	CSO11_CSO-MY-4	CSO11_CSO-MY-6	CSO11_CSO-MY-5	CSO11_CSO-MY-7	MURCSO97MY1000S
					Area	CentralBasinPugetSnd	CentralBasinPugetSnd	CentralBasinPugetSnd	CentralBasinPugetSnd	CentralBasinPugetSnd	CentralBasinPugetSnd	CentralBasinPugetSnd
					CSO	Murray St. PS	Murray St. PS	Murray St. PS	Murray St. PS	Murray St. PS	Murray St. PS	Murray St. PS
					Task	MURCSO97	MURCSO97	KC_CSO_2011	KC_CSO_2011	KC_CSO_2011	KC_CSO_2011	MURCSO97
					Sample ID	L12043-5	L12043-1	L53963-22	L53963-24	L53963-23	L53963-25	L12043-6
					Sample Date	10/15/1997	10/14/1997	08/30/2011	08/30/2011	08/30/2011	08/30/2011	10/15/1997
					Depth	0 - 2 cm	0 - 2 cm	0 - 10 cm	0 - 10 cm	0 - 6 cm	0 - 6 cm	0 - 2 cm
	SMS_Marine_SCO_SCUMII	SMS_Marine_CSL_SCUMII	AET_Marine_SCO_SCUMII	AET_Marine_CSL_SCUMII								
Benzo(g,h,i)perylene			670	720	--	--	**24.7**	**7.9 J**	6.8 U	6.7 U	--	
Benzoic acid	650	650	650	650	**160**	**-99999 R**	**228**	**214**	**186**	**224**	**-99999 R**	
Benzyl alcohol	57	73	57	73	**-99999 R**	36 U	17 U	17 U	17 U	16.8 U	37 U	
bis(2-Chloroethoxy)methane					--	36 U	--	--	--	--	37 U	
bis(2-Chloroethyl)ether					--	22 U	--	--	--	--	22 U	
bis(2-Ethylhexyl)phthalate			1300	3100	--	22 U	34.1 UJ	28.6 UJ	29 UJ	27.4 UJ	22 U	
Butylbenzyl phthalate			63	900	--	22 U	10.2 U	10.2 U	10.2 U	10.1 U	22 U	
Chrysene			1400	2800	--	--	**34.5**	**22.5**	6.8 U	6.7 U	--	
Coprostanol (Cholestan-3-ol (3B, 5B))					**-99999 R**	360 U	--	--	--	--	370 U	
Dibenzo(a,h)anthracene			230	230	--	--	**9.2 J**	**7.4 J**	6.8 U	6.7 U	--	
Dibenzofuran			540	540	--	--	6.8 U	6.8 U	6.8 U	6.7 U	--	
Diethyl phthalate			200	1200	--	36 U	14 U	14 U	**14 J**	14 U	37 U	
Dimethyl phthalate			71	160	--	15 U	13.7 U	13.7 U	13.7 U	13.5 U	15 U	
Di-n-butyl phthalate			1400	1400	--	36 U	**15 J**	**14 J**	**14 J**	**14 J**	**54**	
Dinitro-o-cresol (4,6-Dinitro-2-methylphenol)					--	71 U	--	--	--	--	73 U	
Di-n-octyl phthalate			6200	6200	--	22 U	13.7 U	13.7 U	13.7 U	13.5 U	22 U	
Fluoranthene			1700	2500	--	--	**49**	**39.9**	6.8 U	6.7 U	--	
Fluorene			540	540	--	--	6.8 U	6.8 U	6.8 U	6.7 U	--	
Hexachlorobenzene			22	70	0.9 U	0.93 U	0.68 U	0.68 U	0.68 U	0.67 U	0.95 U	
Hexachlorobutadiene (Hexachloro-1,3-butadiene)			11	120	--	--	3.5 U	3.5 U	3.4 U	3.4 U	--	
Hexachlorocyclopentadiene					**-99999 R**	36 U	--	--	--	--	37 U	
Hexachloroethane					--	36 U	--	--	--	--	37 U	
Indeno(1,2,3-c,d)pyrene			600	690	--	--	**27.6 J**	**14.3 J**	**8.2 J**	6.7 U	--	
Isophorone					--	36 U	--	--	--	--	37 U	
Naphthalene			2100	2100	--	--	6.8 U	6.8 U	6.8 U	6.7 U	--	
Nitrobenzene					--	36 U	--	--	--	--	37 U	
n-Nitrosodimethylamine					--	150 U	--	--	--	--	150 U	
n-Nitrosodi-n-propylamine					--	36 U	--	--	--	--	37 U	
n-Nitrosodiphenylamine			28	40	--	36 U	17 U	17 U	17 U	16.8 U	37 U	
Pentachlorophenol	360	690	360	690	--	36 U	102 U	102 U	102 U	101 U	37 U	
Phenanthrene			1500	1500	--	--	**11 J**	**38.3**	6.8 U	6.7 U	--	
Phenol	420	1200	420	1200	--	150 U	35 U	35 U	34 U	34 U	150 U	
Pyrene			2600	3300	--	--	**57.8**	**41.2**	6.8 U	6.7 U	--	
Total Benzofluoranthenes (lab reported total)			3200	3600	--	--	**59.8**	**34.7**	**15.1**	6.7 U	--	
Total Benzofluoranthenes (b,j,k) (U = 0)			3200	3600	--	--	--	--	--	--	--	
Total cPAH TEQ (7 minimum CAEPA 2005) (U = 0)					--	--	**65 J**	**43 J**	**24 J**	6.7 U	--	
Total HPAH (SMS) (U = 0)			12000	17000	--	--	**350 J**	**230 J**	**56 J**	6.7 U	--	
Total LPAH (SMS) (U = 0)			5200	5200	--	--	**11 J**	**49 J**	6.8 U	6.7 U	--	
Polycyclic Aromatic Hydrocarbons (mg/kg-OC)												
2-Methylnaphthalene	38	64			--	22 U	--	--	--	--	36 U	
Acenaphthene	16	57			--	5.7 U	--	--	--	--	9.3 U	
Acenaphthylene	66	66			--	8.3 U	--	--	--	--	14 U	
Anthracene	220	1200			**9.3**	8.3 UJ	--	--	--	--	14 UJ	

Table C-8
Sediment Data for Murray St. PS Overflow

				Distance to CSO (ft)	194	220	233	350	353	432	995
				Location ID	MURCSO97MY213S	MURCSO97MY213N	CSO11_CSO-MY-4	CSO11_CSO-MY-6	CSO11_CSO-MY-5	CSO11_CSO-MY-7	MURCSO97MY1000S
				Area	CentralBasinPugetSnd	CentralBasinPugetSnd	CentralBasinPugetSnd	CentralBasinPugetSnd	CentralBasinPugetSnd	CentralBasinPugetSnd	CentralBasinPugetSnd
				CSO	Murray St. PS	Murray St. PS	Murray St. PS	Murray St. PS	Murray St. PS	Murray St. PS	Murray St. PS
				Task	MURCSO97	MURCSO97	KC_CSO_2011	KC_CSO_2011	KC_CSO_2011	KC_CSO_2011	MURCSO97
				Sample ID	L12043-5	L12043-1	L53963-22	L53963-24	L53963-23	L53963-25	L12043-6
				Sample Date	10/15/1997	10/14/1997	08/30/2011	08/30/2011	08/30/2011	08/30/2011	10/15/1997
				Depth	0 - 2 cm	0 - 2 cm	0 - 10 cm	0 - 10 cm	0 - 6 cm	0 - 6 cm	0 - 2 cm
	SMS_Marine_SCO_SCUMII	SMS_Marine_CSL_SCUMII	AET_Marine_SCO_SCUMII	AET_Marine_CSL_SCUMII							
Benzo(a)anthracene	110	270			--	**16 J**	--	--	--	--	14 UJ
Benzo(a)pyrene	99	210			--	**14**	--	--	--	--	23 UJ
Benzo(b)fluoranthene					--	22 UJ	--	--	--	--	36 UJ
Benzo(g,h,i)perylene	31	78			--	14 UJ	--	--	--	--	23 UJ
Benzo(k)fluoranthene					18 UJ	22 UJ	--	--	--	--	36 UJ
Chrysene	110	460			--	**18.6**	--	--	--	--	14 U
Dibenzo(a,h)anthracene	12	33			--	22 U	--	--	--	--	36 U
Dibenzofuran	15	58			--	14 U	--	--	--	--	23 U
Fluoranthene	160	1200			--	**32 J**	--	--	--	--	14 UJ
Fluorene	23	79			6.8 UJ	8.3 UJ	--	--	--	--	14 UJ
Indeno(1,2,3-c,d)pyrene	34	88			--	14 UJ	--	--	--	--	23 UJ
Naphthalene	99	170			18 UJ	22 UJ	--	--	--	--	36 UJ
Phenanthrene	100	480			--	**21 J**	--	--	--	--	14 UJ
Pyrene	1000	1400			--	**28 J**	--	--	--	--	14 UJ
Total Benzofluoranthenes (b,j,k) (U = 0)	230	450			18 UJ	22 UJ	--	--	--	--	36 UJ
Total cPAH TEQ (7 minimum CAEPA 2005) (U = 0)					1.8 UJ	**16 J**	--	--	--	--	23 UJ
Total HPAH (SMS) (U = 0)	960	5300			18 UJ	**110 J**	--	--	--	--	36 UJ
Total LPAH (SMS) (U = 0)	370	780			**9.3 J**	**21 J**	--	--	--	--	36 UJ
Polycyclic Aromatic Hydrocarbons (µg/kg)											
2-Methylnaphthalene			670	670	--	58 U	--	--	--	--	59 U
Acenaphthene			500	500	--	15 U	--	--	--	--	15 U
Acenaphthylene			1300	1300	--	22 U	--	--	--	--	22 U
Anthracene			960	960	**29**	22 UJ	--	--	--	--	22 UJ
Benzo(a)anthracene			1300	1600	--	**42 J**	--	--	--	--	22 UJ
Benzo(a)pyrene			1600	1600	--	**38**	--	--	--	--	37 UJ
Benzo(b)fluoranthene					--	58 UJ	--	--	--	--	59 UJ
Benzo(g,h,i)perylene			670	720	--	36 UJ	--	--	--	--	37 UJ
Benzo(k)fluoranthene					56 UJ	58 UJ	--	--	--	--	59 UJ
Carbazole					--	36 U	--	--	--	--	37 U
Chrysene			1400	2800	--	**49.3**	--	--	--	--	22 U
Dibenzo(a,h)anthracene			230	230	--	58 U	--	--	--	--	59 U
Dibenzofuran			540	540	--	36 U	--	--	--	--	37 U
Fluoranthene			1700	2500	--	**86 J**	--	--	--	--	22 UJ
Fluorene			540	540	21 UJ	22 UJ	--	--	--	--	22 UJ
Indeno(1,2,3-c,d)pyrene			600	690	--	36 UJ	--	--	--	--	37 UJ
Naphthalene			2100	2100	56 UJ	58 UJ	--	--	--	--	59 UJ
Phenanthrene			1500	1500	--	**56 J**	--	--	--	--	22 UJ
Pyrene			2600	3300	--	**73 J**	--	--	--	--	22 UJ
Total Benzofluoranthenes (b,j,k) (U = 0)			3200	3600	56 UJ	58 UJ	--	--	--	--	59 UJ
Total cPAH TEQ (7 minimum CAEPA 2005) (U = 0)					5.6 UJ	**43 J**	--	--	--	--	37 UJ
Total HPAH (SMS) (U = 0)			12000	17000	56 UJ	**290 J**	--	--	--	--	59 UJ
Total LPAH (SMS) (U = 0)			5200	5200	**29 J**	**56 J**	--	--	--	--	59 UJ
Pesticides (µg/kg)											

Table C-8
Sediment Data for Murray St. PS Overflow

				Distance to CSO (ft)	194	220	233	350	353	432	995
				Location ID	MURCSO97MY213S	MURCSO97MY213N	CSO11_CSO-MY-4	CSO11_CSO-MY-6	CSO11_CSO-MY-5	CSO11_CSO-MY-7	MURCSO97MY1000S
				Area	CentralBasinPugetSnd	CentralBasinPugetSnd	CentralBasinPugetSnd	CentralBasinPugetSnd	CentralBasinPugetSnd	CentralBasinPugetSnd	CentralBasinPugetSnd
				CSO	Murray St. PS	Murray St. PS	Murray St. PS	Murray St. PS	Murray St. PS	Murray St. PS	Murray St. PS
				Task	MURCSO97	MURCSO97	KC_CSO_2011	KC_CSO_2011	KC_CSO_2011	KC_CSO_2011	MURCSO97
				Sample ID	L12043-5	L12043-1	L53963-22	L53963-24	L53963-23	L53963-25	L12043-6
				Sample Date	10/15/1997	10/14/1997	08/30/2011	08/30/2011	08/30/2011	08/30/2011	10/15/1997
				Depth	0 - 2 cm	0 - 2 cm	0 - 10 cm	0 - 10 cm	0 - 6 cm	0 - 6 cm	0 - 2 cm
	SMS_Marine_SCO_SCUMII	SMS_Marine_CSL_SCUMII	AET_Marine_SCO_SCUMII	AET_Marine_CSL_SCUMII							
4,4'-DDD (p,p'-DDD)					1.7 U	1.7 U	--	--	--	--	1.8 U
4,4'-DDE (p,p'-DDE)					1.7 UJ	1.7 UJ	--	--	--	--	1.8 UJ
4,4'-DDT (p,p'-DDT)					1.7 U	1.7 U	--	--	--	--	1.8 U
Aldrin					1.7 U	1.7 U	--	--	--	--	1.8 U
Chlordane					8.7 U	9 U	--	--	--	--	9.3 U
Dieldrin					1.7 U	1.7 U	--	--	--	--	1.8 U
Endosulfan					1.7 U	1.7 U	--	--	--	--	1.8 U
Endosulfan sulfate					1.7 U	1.7 U	--	--	--	--	1.8 U
Endrin					1.7 U	1.7 U	--	--	--	--	1.8 U
Endrin aldehyde					**-99999 R**	**-99999 R**	--	--	--	--	**-99999 R**
Heptachlor					1.7 U	1.7 U	--	--	--	--	1.8 U
Heptachlor epoxide					1.7 U	1.7 U	--	--	--	--	1.8 U
Hexachlorocyclohexane (BHC), alpha-					1.7 U	1.7 U	--	--	--	--	1.8 U
Hexachlorocyclohexane (BHC), beta-					1.7 U	1.7 U	--	--	--	--	1.8 U
Hexachlorocyclohexane (BHC), delta-					1.7 U	1.7 U	--	--	--	--	1.8 U
Hexachlorocyclohexane (tech grade)					1.7 U	1.7 U	--	--	--	--	1.8 U
Methoxychlor					8.7 U	9 U	--	--	--	--	9.3 U
Toxaphene					17 U	17 U	--	--	--	--	18 U
PCB Aroclors (mg/kg-OC)											
Total PCB Aroclors (SMS Marine 2013) (U = 0)	12	65			5.5 UJ	6.4 UJ	3 U	5 U	2.8 U	3.7 U	11 UJ
PCB Aroclors (µg/kg)											
Aroclor 1016					17 U	17 U	2.6 U	2.6 U	2.6 U	2.5 U	18 U
Aroclor 1221					17 U	17 U	5.1 U	5.1 U	5.1 U	5.1 U	18 U
Aroclor 1232					17 U	17 U	5.1 U	5.1 U	5.1 U	5.1 U	18 U
Aroclor 1242					17 U	17 U	2.6 U	2.6 U	2.6 U	2.5 U	18 U
Aroclor 1248					17 U	17 U	2.6 U	2.6 U	2.6 U	2.5 U	18 U
Aroclor 1254					17 UJ	17 UJ	2.6 U	2.6 U	2.6 U	2.5 U	18 UJ
Aroclor 1260					17 U	17 U	2.6 U	2.6 U	2.6 U	2.5 U	18 U
Total PCB Aroclors (SMS Marine 2013) (U = 0)			130	1000	17 UJ	17 UJ	5.1 U	5.1 U	5.1 U	5.1 U	18 UJ
Total Petroleum Hydrocarbons (mg/kg)											
Oil and grease					**1480**	**1160**	--	--	--	--	**1150**

Notes:

TOC in range (0.5% - 3.5%)

Detected concentration is greater than SMS_Marine_SCO_SCUMII screening level

Detected concentration is greater than SMS_Marine_CSL_SCUMII screening level

TOC out of range

Detected concentration is greater than AET_Marine_SCO_SCUMII screening level

Detected concentration is greater than AET_Marine_CSL_SCUMII screening level

Bold = Detected result

J = Estimated value

U = Compound analyzed, but not detected above detection limit

UJ = Compound analyzed, but not detected above estimated detection limit

R = Rejected

Table C-9
Sediment Data for Barton St. PS Overflow

					Distance to CSO (ft)	3	26	29	41	51	66	72
					Location ID	BRTCSO97BT12P	CSO-BT-1	CSO11_CSO-BT-1	CSO-BT-11	CSO-BT-13	CSO-BT-2	CSO11_CSO-BT-2
					Area	CentralBasinPugetSnd	CentralBasinPugetSnd	CentralBasinPugetSnd	CentralBasinPugetSnd	CentralBasinPugetSnd	CentralBasinPugetSnd	CentralBasinPugetSnd
					CSO	Barton St. PS	Barton St. PS	Barton St. PS	Barton St. PS	Barton St. PS	Barton St. PS	Barton St. PS
					Task	BRTCSO97	BT_KC_2016	KC_CSO_2011	BT_KC_2016	BT_KC_2016	BT_KC_2016	KC_CSO_2011
					Sample ID	L12044-3	CSO-BT-1	L53963-26	CSO-BT-11	CSO-BT-13	CSO-BT-2	L53963-27
					Sample Date	10/15/1997	08/04/2016	08/30/2011	08/04/2016	08/04/2016	08/04/2016	08/30/2011
					Depth	0 - 2 cm	0 - 10 cm	0 - 10 cm	0 - 10 cm	0 - 10 cm	0 - 10 cm	0 - 10 cm
	SMS_Marine_SCO_SCUMII	SMS_Marine_CSL_SCUMII	AET_Marine_SCO_SCUMII	AET_Marine_CSL_SCUMII								
Conventional Parameters (mg/kg)												
Ammonia						**16.3**	--	--	--	--	--	--
Ammonia as nitrogen						--	--	--	--	--	--	--
Sulfide						**27.2**	--	--	--	--	--	--
Conventional Parameters (pct)												
Moisture (water) content						--	--	--	--	--	--	--
Total carbon						--	--	--	--	--	--	--
Total organic carbon						**0.447**	**3.85**	**4.51**	**0.453**	**1.47**	**0.866**	**1.41**
Total solids						**73.4**	**57.2**	**46.6**	**90.1**	**74.7**	**68.9**	**67.4**
Total volatile solids						**2.32**	--	--	--	--	--	--
Grain Size (pct)												
Pebble						--	--	**3.6**	--	--	--	**3.7**
Gravel						**6.2**	**6.8**	--	**55.2**	**8.1**	**11.4**	--
Granule (very fine gravel)						--	--	**1.9 J**	--	--	--	**1.6**
Sand						**89**	**85.2**	--	**42.3**	**88.3**	**83.7**	--
Sand, very coarse						--	--	**6.9**	--	--	--	**6**
Sand, coarse						--	--	**12.4**	--	--	--	**7**
Sand, medium						--	--	**22**	--	--	--	**21.2**
Sand, fine						--	--	**26.7**	--	--	--	**34.3**
Sand, very fine						--	--	**15.1**	--	--	--	**18.2**
Silt						0.1 U	**2.5 J**	--	**0.6 J**	**1.3 J**	**2.2 J**	--
Silt, coarse						--	--	**4.3**	--	--	--	**3.3**
Silt, medium						--	--	1.1 U	--	--	--	0.68 U
Silt, fine						--	--	1.1 U	--	--	--	0.68 U
Silt, very fine						--	--	**1.1 J**	--	--	--	0.68 U
Clay						0.1 U	**4.2 J**	--	**1.1 J**	**1.3 J**	**2.2 J**	--
Clay, coarse						--	--	1.1 U	--	--	--	0.68 U
Clay, medium						--	--	**1.1 J**	--	--	--	0.68 U
Clay, fine						--	--	**6.5**	--	--	--	**3.4**
Metals (mg/kg)												
Aluminum						**6700 J**	--	--	--	--	--	--
Antimony						2 UJ	--	--	--	--	--	--
Arsenic	57	93	57	93		3.4 U	**5.42 J**	**7.7 J**	**4.66 J**	**3.75 J**	**3.77 J**	**5.6 J**
Barium						**16.5**	--	--	--	--	--	--
Beryllium						**0.087**	--	--	--	--	--	--
Cadmium	5.1	6.7	5.1	6.7		0.2 U	**0.481**	**0.69 J**	**0.164**	**0.174**	**0.21**	**0.31 J**
Chromium	260	270	260	270		**18.7**	**26.6**	**19.9**	**17.1**	**18.3**	**15.5**	**15.7**
Copper	390	390	390	390		**9.16 J**	--	**27.5**	--	--	--	**14**
Iron						**10200**	--	--	--	--	--	--
Lead	450	530	450	530		**15.7**	**22**	**43.8**	**37.8**	**14.3**	**11.1**	**18.5**
Magnesium						**4200**	--	--	--	--	--	--
Manganese						**157**	--	--	--	--	--	--

Table C-9
Sediment Data for Barton St. PS Overflow

					Distance to CSO (ft)	3	26	29	41	51	66	72
					Location ID	BRTCSO97BT12P	CSO-BT-1	CSO11_CSO-BT-1	CSO-BT-11	CSO-BT-13	CSO-BT-2	CSO11_CSO-BT-2
					Area	CentralBasinPugetSnd	CentralBasinPugetSnd	CentralBasinPugetSnd	CentralBasinPugetSnd	CentralBasinPugetSnd	CentralBasinPugetSnd	CentralBasinPugetSnd
					CSO	Barton St. PS	Barton St. PS	Barton St. PS	Barton St. PS	Barton St. PS	Barton St. PS	Barton St. PS
					Task	BRTCSO97	BT_KC_2016	KC_CSO_2011	BT_KC_2016	BT_KC_2016	BT_KC_2016	KC_CSO_2011
					Sample ID	L12044-3	CSO-BT-1	L53963-26	CSO-BT-11	CSO-BT-13	CSO-BT-2	L53963-27
					Sample Date	10/15/1997	08/04/2016	08/30/2011	08/04/2016	08/04/2016	08/04/2016	08/30/2011
					Depth	0 - 2 cm	0 - 10 cm	0 - 10 cm	0 - 10 cm	0 - 10 cm	0 - 10 cm	0 - 10 cm
	SMS_Marine_SCO_SCUMII	SMS_Marine_CSL_SCUMII	AET_Marine_SCO_SCUMII	AET_Marine_CSL_SCUMII								
Mercury	0.41	0.59	0.41	0.59	**0.027**	**0.0402 J**	**0.043 J**	**0.0144 J**	**0.0228 J**	**0.0189 J**	**0.022 J**
Molybdenum					1.3 U	--	--	--	--	--	--
Nickel					**17.4**	--	--	--	--	--	--
Potassium					**728**	--	--	--	--	--	--
Selenium					3.4 U	--	--	--	--	--	--
Silver	6.1	6.1	6.1	6.1	0.27 U	**0.0647 J**	0.43 U	**0.02 J**	**0.0268 J**	**0.0348 J**	0.31 U
Sodium					**4300 J**	--	--	--	--	--	--
Thallium					13 U	--	--	--	--	--	--
Tin					--	--	--	--	--	--	--
Zinc	410	960	410	960	**37.6**	**62.6**	**90.8**	**66.4**	**38.2**	**68.9**	**57**
Organometallic Compounds (µg/kg)											
Butyltin (n-Butyltin)					2.3 UJ	--	--	--	--	--	--
Dibutyltin					0.48 UJ	--	--	--	--	--	--
Tetrabutyltin					0.54 U	--	--	--	--	--	--
Tributyltin					0.29 UJ	--	--	--	--	--	--
Volatile Organics (mg/kg-OC)											
Hexachlorobutadiene (Hexachloro-1,3-butadiene)	3.9	6.2			8.3 U	--	--	--	--	--	--
Volatile Organics (µg/kg)											
1,2,3,4-Tetrachlorobenzene					--	--	--	--	--	--	--
4-Nonylphenol					--	--	--	--	--	--	--
Hexachlorobutadiene (Hexachloro-1,3-butadiene)			11	120	37 U	--	--	--	--	--	--
Pentachlorobenzene					--	--	--	--	--	--	--
Semivolatile Organics (mg/kg-OC)											
1,2,4-Trichlorobenzene	0.81	1.8			0.21 U	0.0771 U	0.024 U	0.417 U	0.155 U	0.285 U	0.056 U
1,2-Dichlorobenzene	2.3	2.3			0.21 U	0.758 U	0.253 U	4.08 U	1.52 U	2.79 U	0.561 U
1,4-Dichlorobenzene	3.1	9			0.21 U	1.14 U	0.381 U	6.11 U	2.28 U	4.19 U	0.844 U
2-Methylnaphthalene	38	64			--	--	**27.1**	--	--	--	0.56 U
Acenaphthene	16	57			--	--	**68.5 J**	--	--	--	**2.66 J**
Acenaphthylene	66	66			--	--	**2.05**	--	--	--	**1.29 J**
Anthracene	220	1200			--	**10.2**	**136**	4.17 U	**6.87**	**21.6**	**12.2 J**
Benzo(a)anthracene	110	270			--	**33.2**	**170**	**8.08 J**	**16.9**	**35.2**	**38 J**
Benzo(a)pyrene	99	210			--	--	**145**	--	--	--	**40 J**
Benzo(b)fluoranthene					--	--	--	--	--	--	--
Benzo(b,j,k)fluoranthenes					--	**64.4**	--	**29.6**	**31**	**74.9**	--
Benzo(g,h,i)perylene	31	78			--	--	**94.7**	--	--	--	**22.4 J**
Benzo(k)fluoranthene					--	--	--	--	--	--	--
bis(2-Ethylhexyl)phthalate	47	78			**35.1**	**17.7 J**	**12.6**	**52.8**	3.01 U	**13**	14.5 UJ
Butylbenzyl phthalate	4.9	64			4.9 U	**61.8 J**	0.381 U	6.11 U	2.28 U	4.19 U	**68.5 J**
Chrysene	110	460			--	**40.5**	**183**	**18.1**	**16.9**	**59.4**	**57.7 J**
Dibenzo(a,h)anthracene	12	33			--	**3.35**	**32.2**	4.17 U	**2.01 J**	**3.52 J**	**7.38 J**
Dibenzofuran	15	58			--	**1.36 J**	**16.4**	4.17 U	1.55 U	2.85 U	**1.1 J**
Diethyl phthalate	61	110			8.3 U	1.5 U	0.53 U	**8.32 J**	3.01 U	5.53 U	1.1 U

Table C-9
Sediment Data for Barton St. PS Overflow

					Distance to CSO (ft)	3	26	29	41	51	66	72
					Location ID	BRTCSO97BT12P	CSO-BT-1	CSO11_CSO-BT-1	CSO-BT-11	CSO-BT-13	CSO-BT-2	CSO11_CSO-BT-2
					Area	CentralBasinPugetSnd	CentralBasinPugetSnd	CentralBasinPugetSnd	CentralBasinPugetSnd	CentralBasinPugetSnd	CentralBasinPugetSnd	CentralBasinPugetSnd
					CSO	Barton St. PS	Barton St. PS	Barton St. PS	Barton St. PS	Barton St. PS	Barton St. PS	Barton St. PS
					Task	BRTCSO97	BT_KC_2016	KC_CSO_2011	BT_KC_2016	BT_KC_2016	BT_KC_2016	KC_CSO_2011
					Sample ID	L12044-3	CSO-BT-1	L53963-26	CSO-BT-11	CSO-BT-13	CSO-BT-2	L53963-27
					Sample Date	10/15/1997	08/04/2016	08/30/2011	08/04/2016	08/04/2016	08/04/2016	08/30/2011
					Depth	0 - 2 cm	0 - 10 cm	0 - 10 cm	0 - 10 cm	0 - 10 cm	0 - 10 cm	0 - 10 cm
	SMS_Marine_SCO_SCUMII	SMS_Marine_CSL_SCUMII	AET_Marine_SCO_SCUMII	AET_Marine_CSL_SCUMII								
Dimethyl phthalate	53	53			**38.5**	1.51 U	0.51 U	8.2 U	3.03 U	5.58 U	1.13 U	
Di-n-butyl phthalate	220	1700			8.3 U	1.5 U	0.53 U	8.08 U	3.01 U	5.53 U	**8.23 J**	
Di-n-octyl phthalate	58	4500			4.9 U	**1.76 J**	0.51 U	8.2 U	3.03 U	5.58 U	1.13 U	
Fluoranthene	160	1200			--	**40**	**375**	**13.7**	**25.8**	**49.4**	**123 J**	
Fluorene	23	79			--	**3.06**	**60 J**	4.17 U	**2.18 J**	**3.68 J**	**2.85 J**	
Hexachlorobenzene	0.38	2.3			0.21 U	0.0771 U	0.024 U	0.417 U	0.155 U	0.285 U	0.056 U	
Hexachlorobutadiene (Hexachloro-1,3-butadiene)	3.9	6.2			--	0.377 U	0.13 U	2.03 U	0.755 U	1.4 U	0.3 U	
Indeno(1,2,3-c,d)pyrene	34	88			--	**9.95**	**81.4 J**	**4.66 J**	**5.4**	**11.8**	**20.6 J**	
Naphthalene	99	170			--	--	**22.8**	--	--	--	0.56 U	
n-Nitrosodiphenylamine	11	11			8.3 U	--	0.632 U	--	--	--	1.4 U	
Phenanthrene	100	480			--	**36.9**	**406**	**4.9 J**	**28**	**31.6**	**31.7 J**	
Pyrene	1000	1400			--	**66.8 J**	**404**	**51**	**34.8**	**69.2**	**101 J**	
Total Benzofluoranthenes (lab reported total)	230	450			--	--	**231**	--	--	--	**101 J**	
Total Benzofluoranthenes (b,j,k) (U = 0)	230	450			--	**64.4**	--	**29.6**	**31**	**74.9**	--	
Total cPAH TEQ (7 minimum CAEPA 2005) (U = 0)					--	**11.5**	**200 J**	**4.41 J**	**5.7 J**	**13.1 J**	**57.3 J**	
Total HPAH (SMS) (U = 0)	960	5300			--	**258 J**	**1700 J**	**125 J**	**130 J**	**303 J**	**512 J**	
Total LPAH (SMS) (U = 0)	370	780			--	**50.1**	**690 J**	**4.9 J**	**37 J**	**56.9 J**	**51 J**	
Semivolatile Organics (µg/kg)												
1,2,4,5-Tetrachlorobenzene					--	--	--	--	--	--	--	
1,2,4-Trichlorobenzene			31	51	0.94 U	2.97 U	1.1 U	1.89 U	2.28 U	2.47 U	0.79 U	
1,2-Dichlorobenzene			35	50	0.94 U	29.2 U	11.4 U	18.5 U	22.4 U	24.2 U	7.91 U	
1,2-Diphenylhydrazine					72 U	--	--	--	--	--	--	
1,3-Dichlorobenzene					0.94 U	--	--	--	--	--	--	
1,4-Dichlorobenzene			110	110	0.94 U	43.7 U	17.2 U	27.7 U	33.5 U	36.3 U	11.9 U	
2,2'-Oxybis (1-chloropropane)					72 U	--	--	--	--	--	--	
2,4,5-Trichlorophenol					150 U	--	--	--	--	--	--	
2,4,6-Trichlorophenol					150 U	--	--	--	--	--	--	
2,4-Dichlorophenol					37 U	--	--	--	--	--	--	
2,4-Dimethylphenol	29	29	29	29	37 UJ	--	11 U	--	--	--	7.9 U	
2,4-Dinitrophenol					72 UJ	--	--	--	--	--	--	
2,4-Dinitrotoluene					15 U	--	--	--	--	--	--	
2,6-Dinitrotoluene					15 U	--	--	--	--	--	--	
2-Chloronaphthalene					22 U	--	--	--	--	--	--	
2-Chlorophenol					72 U	--	--	--	--	--	--	
2-Methylnaphthalene			670	670	--	--	**1220**	--	--	--	7.9 U	
2-Methylphenol (o-Cresol)	63	63	63	63	37 U	--	11 U	--	--	--	7.9 U	
2-Nitroaniline					150 U	--	--	--	--	--	--	
2-Nitrophenol					37 U	--	--	--	--	--	--	
3,3'-Dichlorobenzidine					37 UJ	--	--	--	--	--	--	
3-Nitroaniline					150 U	--	--	--	--	--	--	
4-Bromophenyl-phenyl ether					15 U	--	--	--	--	--	--	

Table C-9
Sediment Data for Barton St. PS Overflow

Distance to CSO (ft)					3	26	29	41	51	66	72
Location ID					BRTCSO97BT12P	CSO-BT-1	CSO11_CSO-BT-1	CSO-BT-11	CSO-BT-13	CSO-BT-2	CSO11_CSO-BT-2
Area					CentralBasinPugetSnd	CentralBasinPugetSnd	CentralBasinPugetSnd	CentralBasinPugetSnd	CentralBasinPugetSnd	CentralBasinPugetSnd	CentralBasinPugetSnd
CSO					Barton St. PS	Barton St. PS	Barton St. PS	Barton St. PS	Barton St. PS	Barton St. PS	Barton St. PS
Task					BRTCSO97	BT_KC_2016	KC_CSO_2011	BT_KC_2016	BT_KC_2016	BT_KC_2016	KC_CSO_2011
Sample ID					L12044-3	CSO-BT-1	L53963-26	CSO-BT-11	CSO-BT-13	CSO-BT-2	L53963-27
Sample Date					10/15/1997	08/04/2016	08/30/2011	08/04/2016	08/04/2016	08/04/2016	08/30/2011
Depth					0 - 2 cm	0 - 10 cm	0 - 10 cm	0 - 10 cm	0 - 10 cm	0 - 10 cm	0 - 10 cm
	SMS_Marine_SCO_SCUMII	SMS_Marine_CSL_SCUMII	AET_Marine_SCO_SCUMII	AET_Marine_CSL_SCUMII							
4-Chloro-3-methylphenol					72 U	--	--	--	--	--	--
4-Chloroaniline					72 UJ	--	--	--	--	--	--
4-Chlorophenyl phenyl ether					22 U	--	--	--	--	--	--
4-Methylphenol (p-Cresol)	670	670	670	670	37 U	--	58 U	--	--	--	40 U
4-Nitroaniline					150 U	--	--	--	--	--	--
4-Nitrophenol					72 U	--	--	--	--	--	--
Acenaphthene			500	500	--	--	**3090 J**	--	--	--	**37.5 J**
Acenaphthylene			1300	1300	--	--	**92.5**	--	--	--	**18.2 J**
Aniline					72 UJ	--	--	--	--	--	--
Anthracene			960	960	--	**392**	**6120**	18.9 U	**101**	**187**	**172 J**
Benzidine					**R**	--	--	--	--	--	--
Benzo(a)anthracene			1300	1600	--	**1280**	**7700**	**36.6 J**	**248**	**305**	**536 J**
Benzo(a)pyrene			1600	1600	--	--	**6550**	--	--	--	**564 J**
Benzo(b)fluoranthene					--	--	--	--	--	--	--
Benzo(b,j,k)fluoranthenes					--	**2480**	--	**134**	**456**	**649**	--
Benzo(g,h,i)perylene			670	720	--	--	**4270**	--	--	--	**316 J**
Benzo(k)fluoranthene					--	--	--	--	--	--	--
Benzoic acid	650	650	650	650	**R**	582 U	230 U	370 U	446 U	483 U	**251**
Benzyl alcohol	57	73	57	73	37 U	72.9 U	28.5 U	46.3 U	55.8 U	60.5 U	19.7 U
bis(2-Chloroethoxy)methane					37 U	--	--	--	--	--	--
bis(2-Chloroethyl)ether					22 U	--	--	--	--	--	--
bis(2-Ethylhexyl)phthalate			1300	3100	**157**	**682 J**	**569**	**239**	44.2 U	**113**	205 UJ
Butylbenzyl phthalate			63	900	22 U	**2380 J**	17.2 U	27.7 U	33.5 U	36.3 U	**966 J**
Carbazole					--	**159**	--	18.9 U	**32.1 J**	**31.9 J**	--
Chrysene			1400	2800	--	**1560**	**8240**	**82.1**	**248**	**514**	**813 J**
Coprostanol (Cholestan-3-ol (3B, 5B))					370 U	--	--	--	--	--	--
Dibenzo(a,h)anthracene			230	230	--	**129**	**1450**	18.9 U	**29.5 J**	**30.5 J**	**104 J**
Dibenzofuran			540	540	--	**52.4 J**	**738**	18.9 U	22.8 U	24.7 U	**15 J**
Diethyl phthalate			200	1200	37 U	57.7 U	24 U	**37.7 J**	44.2 U	47.9 U	16 U
Dimethyl phthalate			71	160	**172**	58.2 U	23 U	37 U	44.6 U	48.3 U	15.9 U
Di-n-butyl phthalate			1400	1400	37 U	57.7 U	24 U	36.6 U	44.2 U	47.9 U	**116 J**
Dinitro-o-cresol (4,6-Dinitro-2-methylphenol)					72 U	--	--	--	--	--	--
Di-n-octyl phthalate			6200	6200	22 U	**67.8 J**	23 U	37 U	44.6 U	48.3 U	15.9 U
Fluoranthene			1700	2500	--	**1540**	**16900**	**62.2**	**379**	**428**	**1740 J**
Fluorene			540	540	--	**118**	**2700 J**	18.9 U	**32.1 J**	**31.9 J**	**40.2 J**
Hexachlorobenzene			22	70	0.94 U	2.97 U	1.1 U	1.89 U	2.28 U	2.47 U	0.79 U
Hexachlorobutadiene (Hexachloro-1,3-butadiene)			11	120	--	14.5 U	5.8 U	9.21 U	11.1 U	12 U	4 U
Hexachlorocyclopentadiene					37 U	--	--	--	--	--	--
Hexachloroethane					37 U	--	--	--	--	--	--
Indeno(1,2,3-c,d)pyrene			600	690	--	**383**	**3670 J**	**21.1 J**	**79**	**102**	**291 J**
Isophorone					37 U	--	--	--	--	--	--

Table C-9
Sediment Data for Barton St. PS Overflow

					Distance to CSO (ft)	3	26	29	41	51	66	72
					Location ID	BRTCSO97BT12P	CSO-BT-1	CSO11_CSO-BT-1	CSO-BT-11	CSO-BT-13	CSO-BT-2	CSO11_CSO-BT-2
					Area	CentralBasinPugetSnd	CentralBasinPugetSnd	CentralBasinPugetSnd	CentralBasinPugetSnd	CentralBasinPugetSnd	CentralBasinPugetSnd	CentralBasinPugetSnd
					CSO	Barton St. PS	Barton St. PS	Barton St. PS	Barton St. PS	Barton St. PS	Barton St. PS	Barton St. PS
					Task	BRTCSO97	BT_KC_2016	KC_CSO_2011	BT_KC_2016	BT_KC_2016	BT_KC_2016	KC_CSO_2011
					Sample ID	L12044-3	CSO-BT-1	L53963-26	CSO-BT-11	CSO-BT-13	CSO-BT-2	L53963-27
					Sample Date	10/15/1997	08/04/2016	08/30/2011	08/04/2016	08/04/2016	08/04/2016	08/30/2011
					Depth	0 - 2 cm	0 - 10 cm	0 - 10 cm	0 - 10 cm	0 - 10 cm	0 - 10 cm	0 - 10 cm
	SMS_Marine_SCO_SCUMII	SMS_Marine_CSL_SCUMII	AET_Marine_SCO_SCUMII	AET_Marine_CSL_SCUMII								
Naphthalene			2100	2100	--	--	**1030**	--	--	--	7.9 U
Nitrobenzene					37 U	--	--	--	--	--	--
n-Nitrosodimethylamine					150 U	--	--	--	--	--	--
n-Nitrosodi-n-propylamine					37 U	--	--	--	--	--	--
n-Nitrosodiphenylamine			28	40	37 U	--	28.5 U	--	--	--	19.7 U
Pentachloroanisole					--	--	--	--	--	--	--
Pentachlorophenol	360	690	360	690	37 U	--	172 U	--	--	--	119 U
Phenanthrene			1500	1500	--	**1420**	**18300**	**22.2 J**	**411**	**274**	**447 J**
Phenol	420	1200	420	1200	150 U	145 U	58 U	92.1 U	111 U	120 U	40 U
Pyrene			2600	3300	--	**2570 J**	**18200**	**231**	**511**	**599**	**1430 J**
Total Benzofluoranthenes (lab reported total)			3200	3600	--	--	**10400**	--	--	--	**1420 J**
Total Benzofluoranthenes (b,j,k) (U = 0)			3200	3600	--	**2480**	--	**134**	**456**	**649**	--
Total cPAH TEQ (7 minimum CAEPA 2005) (U = 0)					--	**443**	**9000 J**	**20 J**	**84 J**	**114 J**	**807 J**
Total HPAH (SMS) (U = 0)			12000	17000	--	**9940 J**	**77000 J**	**567 J**	**2000 J**	**2630 J**	**7210 J**
Total LPAH (SMS) (U = 0)			5200	5200	--	**1930**	**31000 J**	**22.2 J**	**544 J**	**493 J**	**710 J**
Polycyclic Aromatic Hydrocarbons (mg/kg-OC)												
2-Methylnaphthalene	38	64			13 U	--	--	--	--	--	--
Acenaphthene	16	57			**4.3**	--	--	--	--	--	--
Acenaphthylene	66	66			4.9 U	--	--	--	--	--	--
Anthracene	220	1200			**17 J**	--	--	--	--	--	--
Benzo(a)anthracene	110	270			**65 J**	--	--	--	--	--	--
Benzo(a)pyrene	99	210			**51 J**	--	--	--	--	--	--
Benzo(b)fluoranthene					**85 J**	--	--	--	--	--	--
Benzo(g,h,i)perylene	31	78			**20 J**	--	--	--	--	--	--
Benzo(k)fluoranthene					**34 J**	--	--	--	--	--	--
Chrysene	110	460			**90.2**	--	--	--	--	--	--
Dibenzo(a,h)anthracene	12	33			13 U	--	--	--	--	--	--
Dibenzofuran	15	58			8.3 U	--	--	--	--	--	--
Fluoranthene	160	1200			**94 J**	--	--	--	--	--	--
Fluorene	23	79			**5.6**	--	--	--	--	--	--
Indeno(1,2,3-c,d)pyrene	34	88			**25 J**	--	--	--	--	--	--
Naphthalene	99	170			13 UJ	--	--	--	--	--	--
Phenanthrene	100	480			**38 J**	--	--	--	--	--	--
Pyrene	1000	1400			**76 J**	--	--	--	--	--	--
Total Benzofluoranthenes (b,j,k) (U = 0)	230	450			**120 J**	--	--	--	--	--	--
Total cPAH TEQ (7 minimum CAEPA 2005) (U = 0)					**73 J**	--	--	--	--	--	--
Total HPAH (SMS) (U = 0)	960	5300			**500 J**	--	--	--	--	--	--
Total LPAH (SMS) (U = 0)	370	780			**65 J**	--	--	--	--	--	--
Polycyclic Aromatic Hydrocarbons (µg/kg)												
1-Methylnaphthalene					--	--	--	--	--	--	--
1-Methylphenanthrene					--	--	--	--	--	--	--
2,3,5-Trimethylnaphthalene (1,6,7-Trimethylnaphthalene)					--	--	--	--	--	--	--

Table C-9
Sediment Data for Barton St. PS Overflow

					Distance to CSO (ft)	3	26	29	41	51	66	72
					Location ID	BRTCSO97BT12P	CSO-BT-1	CSO11_CSO-BT-1	CSO-BT-11	CSO-BT-13	CSO-BT-2	CSO11_CSO-BT-2
					Area	CentralBasinPugetSnd	CentralBasinPugetSnd	CentralBasinPugetSnd	CentralBasinPugetSnd	CentralBasinPugetSnd	CentralBasinPugetSnd	CentralBasinPugetSnd
					CSO	Barton St. PS	Barton St. PS	Barton St. PS	Barton St. PS	Barton St. PS	Barton St. PS	Barton St. PS
					Task	BRTCSO97	BT_KC_2016	KC_CSO_2011	BT_KC_2016	BT_KC_2016	BT_KC_2016	KC_CSO_2011
					Sample ID	L12044-3	CSO-BT-1	L53963-26	CSO-BT-11	CSO-BT-13	CSO-BT-2	L53963-27
					Sample Date	10/15/1997	08/04/2016	08/30/2011	08/04/2016	08/04/2016	08/04/2016	08/30/2011
					Depth	0 - 2 cm	0 - 10 cm	0 - 10 cm	0 - 10 cm	0 - 10 cm	0 - 10 cm	0 - 10 cm
	SMS_Marine_SCO_SCUMII	SMS_Marine_CSL_SCUMII	AET_Marine_SCO_SCUMII	AET_Marine_CSL_SCUMII								
2,6-Dimethylnaphthalene					--	--	--	--	--	--	--	
2-Methylnaphthalene			670	670	59 U	--	--	--	--	--	--	
Acenaphthene			500	500	**19**	--	--	--	--	--	--	
Acenaphthylene			1300	1300	22 U	--	--	--	--	--	--	
Anthracene			960	960	**76 J**	--	--	--	--	--	--	
Benzo(a)anthracene			1300	1600	**290 J**	--	--	--	--	--	--	
Benzo(a)pyrene			1600	1600	**230 J**	--	--	--	--	--	--	
Benzo(b)fluoranthene					**380 J**	--	--	--	--	--	--	
Benzo(e)pyrene					--	--	--	--	--	--	--	
Benzo(g,h,i)perylene			670	720	**100 J**	--	--	--	--	--	--	
Benzo(k)fluoranthene					**150 J**	--	--	--	--	--	--	
Benzothiophene					--	--	--	--	--	--	--	
Biphenyl (1,1'-Biphenyl)					--	--	--	--	--	--	--	
Carbazole					37 U	--	--	--	--	--	--	
Chrysene			1400	2800	**403**	--	--	--	--	--	--	
Decalin					--	--	--	--	--	--	--	
Dibenzo(a,h)anthracene			230	230	59 U	--	--	--	--	--	--	
Dibenzofuran			540	540	37 U	--	--	--	--	--	--	
Dibenzothiophene					--	--	--	--	--	--	--	
Fluoranthene			1700	2500	**420 J**	--	--	--	--	--	--	
Fluorene			540	540	**25**	--	--	--	--	--	--	
Indeno(1,2,3-c,d)pyrene			600	690	**110 J**	--	--	--	--	--	--	
Naphthalene			2100	2100	59 UJ	--	--	--	--	--	--	
Perylene					--	--	--	--	--	--	--	
Phenanthrene			1500	1500	**170 J**	--	--	--	--	--	--	
Pyrene			2600	3300	**340 J**	--	--	--	--	--	--	
Total Benzofluoranthenes (b,j,k) (U = 0)			3200	3600	**530 J**	--	--	--	--	--	--	
Total cPAH TEQ (7 minimum CAEPA 2005) (U = 0)					**330 J**	--	--	--	--	--	--	
Total HPAH (SMS) (U = 0)			12000	17000	**2400 J**	--	--	--	--	--	--	
Total LPAH (SMS) (U = 0)			5200	5200	**290 J**	--	--	--	--	--	--	
Alkylated Polycyclic Aromatic Hydrocarbons (µg/kg)												
C1-Chrysenes					--	--	--	--	--	--	--	
C1-Dibenzothiophenes					--	--	--	--	--	--	--	
C1-Fluoranthenes/Pyrenes					--	--	--	--	--	--	--	
C1-Fluorenes					--	--	--	--	--	--	--	
C1-Naphthalenes					--	--	--	--	--	--	--	
C2-Chrysenes					--	--	--	--	--	--	--	
C2-Dibenzothiophenes					--	--	--	--	--	--	--	
C2-Fluorenes					--	--	--	--	--	--	--	
C2-Phenanthrenes/Anthracenes					--	--	--	--	--	--	--	
C3-Chrysenes					--	--	--	--	--	--	--	
C3-Dibenzothiophenes					--	--	--	--	--	--	--	

Table C-9
Sediment Data for Barton St. PS Overflow

					Distance to CSO (ft)	3	26	29	41	51	66	72
					Location ID	BRTCSO97BT12P	CSO-BT-1	CSO11_CSO-BT-1	CSO-BT-11	CSO-BT-13	CSO-BT-2	CSO11_CSO-BT-2
					Area	CentralBasinPugetSnd	CentralBasinPugetSnd	CentralBasinPugetSnd	CentralBasinPugetSnd	CentralBasinPugetSnd	CentralBasinPugetSnd	CentralBasinPugetSnd
					CSO	Barton St. PS	Barton St. PS	Barton St. PS	Barton St. PS	Barton St. PS	Barton St. PS	Barton St. PS
					Task	BRTCSO97	BT_KC_2016	KC_CSO_2011	BT_KC_2016	BT_KC_2016	BT_KC_2016	KC_CSO_2011
					Sample ID	L12044-3	CSO-BT-1	L53963-26	CSO-BT-11	CSO-BT-13	CSO-BT-2	L53963-27
					Sample Date	10/15/1997	08/04/2016	08/30/2011	08/04/2016	08/04/2016	08/04/2016	08/30/2011
					Depth	0 - 2 cm	0 - 10 cm	0 - 10 cm	0 - 10 cm	0 - 10 cm	0 - 10 cm	0 - 10 cm
	SMS_Marine_SCO_SCUMII	SMS_Marine_CSL_SCUMII	AET_Marine_SCO_SCUMII	AET_Marine_CSL_SCUMII								
C3-Fluorenes					--	--	--	--	--	--	--	--
C3-Naphthalenes					--	--	--	--	--	--	--	--
C3-Phenanthrenes/Anthracenes					--	--	--	--	--	--	--	--
C4-Chrysenes					--	--	--	--	--	--	--	--
C4-Naphthalenes					--	--	--	--	--	--	--	--
C4-Phenanthrenes/Anthracenes					--	--	--	--	--	--	--	--
Pesticides (µg/kg)												
2,4'-DDD (o,p'-DDD)					--	--	--	--	--	--	--	--
2,4'-DDE (o,p'-DDE)					--	--	--	--	--	--	--	--
2,4'-DDT (o,p'-DDT)					--	--	--	--	--	--	--	--
4,4'-DDD (p,p'-DDD)					1.8 U	--	--	--	--	--	--	--
4,4'-DDE (p,p'-DDE)					1.8 UJ	--	--	--	--	--	--	--
4,4'-DDT (p,p'-DDT)					1.8 U	--	--	--	--	--	--	--
Aldrin					1.8 U	--	--	--	--	--	--	--
Chlordane					9.1 U	--	--	--	--	--	--	--
Chlordane, alpha- (Chlordane, cis-)					--	--	--	--	--	--	--	--
Chlordane, beta- (Chlordane, trans-)					--	--	--	--	--	--	--	--
Chlordane, gamma-					--	--	--	--	--	--	--	--
Chlorpyrifos					--	--	--	--	--	--	--	--
Dieldrin					1.8 U	--	--	--	--	--	--	--
Endosulfan					1.8 U	--	--	--	--	--	--	--
Endosulfan sulfate					1.8 U	--	--	--	--	--	--	--
Endosulfan, alpha- (I)					--	--	--	--	--	--	--	--
Endosulfan, beta (II)					--	--	--	--	--	--	--	--
Endrin					1.8 U	--	--	--	--	--	--	--
Endrin aldehyde					**R**	--	--	--	--	--	--	--
Heptachlor					1.8 U	--	--	--	--	--	--	--
Heptachlor epoxide					1.8 U	--	--	--	--	--	--	--
Hexachlorocyclohexane (BHC), alpha-					1.8 U	--	--	--	--	--	--	--
Hexachlorocyclohexane (BHC), beta-					1.8 U	--	--	--	--	--	--	--
Hexachlorocyclohexane (BHC), delta-					1.8 U	--	--	--	--	--	--	--
Hexachlorocyclohexane (BHC), gamma- (Lindane)					--	--	--	--	--	--	--	--
Hexachlorocyclohexane (tech grade)					1.8 U	--	--	--	--	--	--	--
Methoxychlor					9.1 U	--	--	--	--	--	--	--
Mirex					--	--	--	--	--	--	--	--
Nonachlor, cis-					--	--	--	--	--	--	--	--
Nonachlor, trans-					--	--	--	--	--	--	--	--
Oxychlordane					--	--	--	--	--	--	--	--
Toxaphene					18 U	--	--	--	--	--	--	--
PCB Aroclors (mg/kg-OC)												
Total PCB Aroclors (SMS Marine 2013) (U = 0)	12	65			4 UJ	**7.74 J**	**0.6 J**	**1.87 J**	0.228 U	**0.25 J**	**0.5**	

Table C-9
Sediment Data for Barton St. PS Overflow

					Distance to CSO (ft)	3	26	29	41	51	66	72
					Location ID	BRTCSO97BT12P	CSO-BT-1	CSO11_CSO-BT-1	CSO-BT-11	CSO-BT-13	CSO-BT-2	CSO11_CSO-BT-2
					Area	CentralBasinPugetSnd	CentralBasinPugetSnd	CentralBasinPugetSnd	CentralBasinPugetSnd	CentralBasinPugetSnd	CentralBasinPugetSnd	CentralBasinPugetSnd
					CSO	Barton St. PS	Barton St. PS	Barton St. PS	Barton St. PS	Barton St. PS	Barton St. PS	Barton St. PS
					Task	BRTCSO97	BT_KC_2016	KC_CSO_2011	BT_KC_2016	BT_KC_2016	BT_KC_2016	KC_CSO_2011
					Sample ID	L12044-3	CSO-BT-1	L53963-26	CSO-BT-11	CSO-BT-13	CSO-BT-2	L53963-27
					Sample Date	10/15/1997	08/04/2016	08/30/2011	08/04/2016	08/04/2016	08/04/2016	08/30/2011
					Depth	0 - 2 cm	0 - 10 cm	0 - 10 cm	0 - 10 cm	0 - 10 cm	0 - 10 cm	0 - 10 cm
	SMS_Marine_SCO_SCUMII	SMS_Marine_CSL_SCUMII	AET_Marine_SCO_SCUMII	AET_Marine_CSL_SCUMII								
PCB Aroclors (µg/kg)												
Aroclor 1016					18 U	1.45 U	4.3 U	0.921 U	1.11 U	1.2 U	3 U	
Aroclor 1221					18 U	4.37 U	8.6 U	2.77 U	3.35 U	3.63 U	5.9 U	
Aroclor 1232					18 U	4.37 U	8.6 U	2.77 U	3.35 U	3.63 U	5.9 U	
Aroclor 1242					18 U	**3.15 J**	**3.9 J**	**2.11 J**	1.11 U	1.2 U	3 U	
Aroclor 1248					18 U	1.45 U	4.3 U	0.921 U	1.11 U	1.2 U	3 U	
Aroclor 1254					18 UJ	**191**	**15.2**	**5.25**	1.11 U	**2.18 J**	**6.44**	
Aroclor 1260					18 U	**104**	**7.9 J**	**1.11 J**	1.11 U	1.2 U	3 U	
Total PCB Aroclors (SMS Marine 2013) (U = 0)			130	1000	18 UJ	**298 J**	**27 J**	**8.47 J**	3.35 U	**2.2 J**	**6.4**	
PCB Congeners (ng/kg)												
PCB-005/008					--	--	--	--	--	--	--	
PCB-018					--	--	--	--	--	--	--	
PCB-028					--	--	--	--	--	--	--	
PCB-029					--	--	--	--	--	--	--	
PCB-031					--	--	--	--	--	--	--	
PCB-044					--	--	--	--	--	--	--	
PCB-045					--	--	--	--	--	--	--	
PCB-049					--	--	--	--	--	--	--	
PCB-052					--	--	--	--	--	--	--	
PCB-056/060					--	--	--	--	--	--	--	
PCB-061/074					--	--	--	--	--	--	--	
PCB-066					--	--	--	--	--	--	--	
PCB-070					--	--	--	--	--	--	--	
PCB-077/110					--	--	--	--	--	--	--	
PCB-087/115					--	--	--	--	--	--	--	
PCB-090/101					--	--	--	--	--	--	--	
PCB-095					--	--	--	--	--	--	--	
PCB-099					--	--	--	--	--	--	--	
PCB-105					--	--	--	--	--	--	--	
PCB-118					--	--	--	--	--	--	--	
PCB-123/149					--	--	--	--	--	--	--	
PCB-128					--	--	--	--	--	--	--	
PCB-132/153/168					--	--	--	--	--	--	--	
PCB-138/160					--	--	--	--	--	--	--	
PCB-146					--	--	--	--	--	--	--	
PCB-151					--	--	--	--	--	--	--	
PCB-156/171/202					--	--	--	--	--	--	--	
PCB-158					--	--	--	--	--	--	--	
PCB-170/190					--	--	--	--	--	--	--	
PCB-174					--	--	--	--	--	--	--	
PCB-180					--	--	--	--	--	--	--	
PCB-183					--	--	--	--	--	--	--	

Table C-9
Sediment Data for Barton St. PS Overflow

					Distance to CSO (ft)	3	26	29	41	51	66	72
					Location ID	BRTCSO97BT12P	CSO-BT-1	CSO11_CSO-BT-1	CSO-BT-11	CSO-BT-13	CSO-BT-2	CSO11_CSO-BT-2
					Area	CentralBasinPugetSnd	CentralBasinPugetSnd	CentralBasinPugetSnd	CentralBasinPugetSnd	CentralBasinPugetSnd	CentralBasinPugetSnd	CentralBasinPugetSnd
					CSO	Barton St. PS	Barton St. PS	Barton St. PS	Barton St. PS	Barton St. PS	Barton St. PS	Barton St. PS
					Task	BRTCSO97	BT_KC_2016	KC_CSO_2011	BT_KC_2016	BT_KC_2016	BT_KC_2016	KC_CSO_2011
					Sample ID	L12044-3	CSO-BT-1	L53963-26	CSO-BT-11	CSO-BT-13	CSO-BT-2	L53963-27
					Sample Date	10/15/1997	08/04/2016	08/30/2011	08/04/2016	08/04/2016	08/04/2016	08/30/2011
					Depth	0 - 2 cm	0 - 10 cm	0 - 10 cm	0 - 10 cm	0 - 10 cm	0 - 10 cm	0 - 10 cm
	SMS_Marine_SCO_SCUMII	SMS_Marine_CSL_SCUMII	AET_Marine_SCO_SCUMII	AET_Marine_CSL_SCUMII								
PCB-187						--	--	--	--	--	--	--
PCB-194						--	--	--	--	--	--	--
PCB-195/208						--	--	--	--	--	--	--
PCB-206						--	--	--	--	--	--	--
PCB-209						--	--	--	--	--	--	--
Polybrominated diphenyl ethers (ng/kg)												
PBDE-028						--	--	--	--	--	--	--
PBDE-066						--	--	--	--	--	--	--
PBDE-085						--	--	--	--	--	--	--
PBDE-138						--	--	--	--	--	--	--
PBDE-153						--	--	--	--	--	--	--
PBDE-183						--	--	--	--	--	--	--
PBDE-190						--	--	--	--	--	--	--
Total Petroleum Hydrocarbons (mg/kg)												
Oil and grease						**1880**	--	--	--	--	--	--
Pharmaceuticals and Personal Care Products (µg/kg)												
Caffeine						--	--	--	--	--	--	--

Table C-9
Sediment Data for Barton St. PS Overflow

					Distance to CSO (ft)	78	80	83	91	99	100	102
					Location ID	CSO11_CSO-BT-3	CSO-BT-3	CSO-BT-12	CSO-BT-5	CSO11_CSO-BT-5	BRTCSO97BT106S	CSO11_CSO-BT-4
					Area	CentralBasinPugetSnd	CentralBasinPugetSnd	CentralBasinPugetSnd	CentralBasinPugetSnd	CentralBasinPugetSnd	CentralBasinPugetSnd	CentralBasinPugetSnd
					CSO	Barton St. PS	Barton St. PS	Barton St. PS	Barton St. PS	Barton St. PS	Barton St. PS	Barton St. PS
					Task	KC_CSO_2011	BT_KC_2016	BT_KC_2016	BT_KC_2016	KC_CSO_2011	BRTCSO97	KC_CSO_2011
					Sample ID	L53963-28	CSO-BT-3	CSO-BT-12	CSO-BT-5	L53963-30	L12044-4	L53963-29
					Sample Date	08/30/2011	08/04/2016	08/04/2016	08/04/2016	08/30/2011	10/15/1997	08/30/2011
					Depth	0 - 10 cm	0 - 10 cm	0 - 10 cm	0 - 10 cm	0 - 10 cm	0 - 2 cm	0 - 10 cm
	SMS_Marine_SCO_SCUMII	SMS_Marine_CSL_SCUMII	AET_Marine_SCO_SCUMII	AET_Marine_CSL_SCUMII								
Conventional Parameters (mg/kg)												
Ammonia					--	--	--	--	--	**45.8**	--
Ammonia as nitrogen					--	--	--	--	--	--	--
Sulfide					--	--	--	--	--	**284**	--
Conventional Parameters (pct)												
Moisture (water) content					--	--	--	--	--	--	--
Total carbon					--	--	--	--	--	--	--
Total organic carbon					**0.486**	**1.04**	**0.489**	**1.85**	**2.03**	**0.873**	**0.682**
Total solids					**76.1**	**72.2**	**63.2**	**63.7**	**63.4**	**66.8**	**79.8**
Total volatile solids					--	--	--	--	--	**2.9**	--
Grain Size (pct)												
Pebble					**7.7**	--	--	--	**0.9 J**	--	**24.5**
Gravel					--	**4.3**	**6.6**	**3.1**	--	**16**	--
Granule (very fine gravel)					**0.9 J**	--	--	--	0.2 U	--	**3.4**
Sand					--	**91.6**	**86.7**	**89**	--	**75**	--
Sand, very coarse					**3.5**	--	--	--	**2.2**	--	**10.6**
Sand, coarse					**8.6**	--	--	--	**5**	--	**13.5**
Sand, medium					**26.4**	--	--	--	**22.3**	--	**19.5**
Sand, fine					**35.7**	--	--	--	**38.9**	--	**18.5**
Sand, very fine					**16**	--	--	--	**21**	--	**6.7**
Silt					--	**0.7 J**	**4 J**	**2.2 J**	--	**2.28**	--
Silt, coarse					**1.1 J**	--	--	--	**3.7**	--	**1 J**
Silt, medium					0.64 U	--	--	--	0.8 U	--	0.57 U
Silt, fine					0.64 U	--	--	--	0.8 U	--	0.57 U
Silt, very fine					0.64 U	--	--	--	0.8 U	--	0.57 U
Clay					--	**2 J**	**3.2 J**	**3 J**	--	**8.65**	--
Clay, coarse					0.64 U	--	--	--	0.8 U	--	0.57 U
Clay, medium					0.64 U	--	--	--	0.8 U	--	0.57 U
Clay, fine					**2.6**	--	--	--	**2.4**	--	0.57 U
Metals (mg/kg)												
Aluminum					--	--	--	--	--	**5420 J**	--
Antimony					--	--	--	--	--	2.2 UJ	--
Arsenic	57	93	57	93	**4.3 J**	**5.4 J**	**5.06 J**	**2.67 J**	**5.8 J**	3.6 U	**3.6 J**
Barium					--	--	--	--	--	**19.2**	--
Beryllium					--	--	--	--	--	0.073 U	--
Cadmium	5.1	6.7	5.1	6.7	**0.18 J**	**0.163**	**0.261**	**0.188**	**0.32 J**	0.22 U	**0.21 J**
Chromium	260	270	260	270	**20.1**	**19.1**	**17.6**	**18.4**	**19.1**	**10.9**	**17.4**
Copper	390	390	390	390	**8.09**	--	--	--	**30.1**	**10.3 J**	**14.2**
Iron					--	--	--	--	--	**7990**	--
Lead	450	530	450	530	**10.1**	**8.85**	**6.17 J**	**18.1**	**21.5**	**11**	**17.3**
Magnesium					--	--	--	--	--	**4130**	--
Manganese					--	--	--	--	--	**162**	--

Table C-9
Sediment Data for Barton St. PS Overflow

					Distance to CSO (ft)	78	80	83	91	99	100	102
					Location ID	CSO11_CSO-BT-3	CSO-BT-3	CSO-BT-12	CSO-BT-5	CSO11_CSO-BT-5	BRTCSO97BT106S	CSO11_CSO-BT-4
					Area	CentralBasinPugetSnd	CentralBasinPugetSnd	CentralBasinPugetSnd	CentralBasinPugetSnd	CentralBasinPugetSnd	CentralBasinPugetSnd	CentralBasinPugetSnd
					CSO	Barton St. PS	Barton St. PS	Barton St. PS	Barton St. PS	Barton St. PS	Barton St. PS	Barton St. PS
					Task	KC_CSO_2011	BT_KC_2016	BT_KC_2016	BT_KC_2016	KC_CSO_2011	BRTCSO97	KC_CSO_2011
					Sample ID	L53963-28	CSO-BT-3	CSO-BT-12	CSO-BT-5	L53963-30	L12044-4	L53963-29
					Sample Date	08/30/2011	08/04/2016	08/04/2016	08/04/2016	08/30/2011	10/15/1997	08/30/2011
					Depth	0 - 10 cm	0 - 10 cm	0 - 10 cm	0 - 10 cm	0 - 10 cm	0 - 2 cm	0 - 10 cm
	SMS_Marine_SCO_SCUMII	SMS_Marine_CSL_SCUMII	AET_Marine_SCO_SCUMII	AET_Marine_CSL_SCUMII								
Mercury	0.41	0.59	0.41	0.59	**0.018 J**	**0.0235 J**	**0.0427 J**	**0.0235 J**	**0.028 J**	**0.03**	**0.02 J**
Molybdenum					--	--	--	--	--	1.5 U	--
Nickel					--	--	--	--	--	**12.9**	--
Potassium					--	--	--	--	--	**807**	--
Selenium					--	--	--	--	--	3.6 U	--
Silver	6.1	6.1	6.1	6.1	0.26 U	**0.0235 J**	**0.0332 J**	**0.0345 J**	0.32 U	0.3 U	0.25 U
Sodium					--	--	--	--	--	**5600 J**	--
Thallium					--	--	--	--	--	15 U	--
Tin					--	--	--	--	--	--	--
Zinc	410	960	410	960	**42.3**	**35.5**	**36.6**	**41.8**	**62.9**	**32.5**	**48.6**
Organometallic Compounds (µg/kg)											
Butyltin (n-Butyltin)					--	--	--	--	--	2.5 UJ	--
Dibutyltin					--	--	--	--	--	0.52 UJ	--
Tetrabutyltin					--	--	--	--	--	0.6 U	--
Tributyltin					--	--	--	--	--	0.31 UJ	--
Volatile Organics (mg/kg-OC)											
Hexachlorobutadiene (Hexachloro-1,3-butadiene)	3.9	6.2			--	--	--	--	--	5 U	--
Volatile Organics (µg/kg)											
1,2,3,4-Tetrachlorobenzene					--	--	--	--	--	--	--
4-Nonylphenol					--	--	--	--	--	--	--
Hexachlorobutadiene (Hexachloro-1,3-butadiene)			11	120	--	--	--	--	--	40 U	--
Pentachlorobenzene					--	--	--	--	--	--	--
Semivolatile Organics (mg/kg-OC)											
1,2,4-Trichlorobenzene	0.81	1.8			1 U	0.226 U	0.55 U	0.144 U	0.41 U	0.1 U	0.97 U
1,2-Dichlorobenzene	2.3	2.3			10 U	2.22 U	5.4 U	1.42 U	4.14 U	0.1 U	9.79 U
1,4-Dichlorobenzene	3.1	9			21.6 U	3.33 U	8.1 U	2.12 U	6.21 U	0.1 U	10 U
2-Methylnaphthalene	38	64			**29.8**	--	--	--	4.1 U	--	9.7 U
Acenaphthene	16	57			**239 J**	--	--	--	**7.4 J**	--	9.7 U
Acenaphthylene	66	66			10 U	--	--	--	4.1 U	--	9.7 U
Anthracene	220	1200			**600**	**15.5**	**310**	**3.29**	**160**	--	**30.4**
Benzo(a)anthracene	110	270			**928**	**38**	**231**	**14.9**	**358**	--	**91.5**
Benzo(a)pyrene	99	210			**880**	--	--	--	**361**	--	**154**
Benzo(b)fluoranthene					--	--	--	--	--	--	--
Benzo(b,j,k)fluoranthenes					--	**62**	**376**	**37.1**	--	--	--
Benzo(g,h,i)perylene	31	78			**545**	--	--	--	**384**	--	**102**
Benzo(k)fluoranthene					--	--	--	--	--	--	--
bis(2-Ethylhexyl)phthalate	47	78			**352**	**9.71**	**91.8**	**8.1**	**210**	**10.1**	**216**
Butylbenzyl phthalate	4.9	64			**163 J**	3.33 U	8.1 U	2.12 U	6.21 U	**16.5**	10 U
Chrysene	110	460			**1020**	**38.8**	**683**	**20.4**	**532**	--	**130**
Dibenzo(a,h)anthracene	12	33			**237**	**3.73 J**	**16.2**	**2.04 J**	**137**	--	**40.6**
Dibenzofuran	15	58			**103**	2.26 U	**13.9**	1.44 U	**5.9 J**	--	9.7 U
Diethyl phthalate	61	110			29 U	4.39 U	10.7 U	2.8 U	8.4 U	5 U	21 U

Table C-9
Sediment Data for Barton St. PS Overflow

					Distance to CSO (ft)	78	80	83	91	99	100	102
					Location ID	CSO11_CSO-BT-3	CSO-BT-3	CSO-BT-12	CSO-BT-5	CSO11_CSO-BT-5	BRTCSO97BT106S	CSO11_CSO-BT-4
					Area	CentralBasinPugetSnd	CentralBasinPugetSnd	CentralBasinPugetSnd	CentralBasinPugetSnd	CentralBasinPugetSnd	CentralBasinPugetSnd	CentralBasinPugetSnd
					CSO	Barton St. PS	Barton St. PS	Barton St. PS	Barton St. PS	Barton St. PS	Barton St. PS	Barton St. PS
					Task	KC_CSO_2011	BT_KC_2016	BT_KC_2016	BT_KC_2016	KC_CSO_2011	BRTCSO97	KC_CSO_2011
					Sample ID	L53963-28	CSO-BT-3	CSO-BT-12	CSO-BT-5	L53963-30	L12044-4	L53963-29
					Sample Date	08/30/2011	08/04/2016	08/04/2016	08/04/2016	08/30/2011	10/15/1997	08/30/2011
					Depth	0 - 10 cm	0 - 10 cm	0 - 10 cm	0 - 10 cm	0 - 10 cm	0 - 2 cm	0 - 10 cm
	SMS_Marine_SCO_SCUMII	SMS_Marine_CSL_SCUMII	AET_Marine_SCO_SCUMII	AET_Marine_CSL_SCUMII								
Dimethyl phthalate	53	53			**47.1**	4.43 U	10.8 U	2.83 U	8.33 U	1.8 U	19.6 U
Di-n-butyl phthalate	220	1700			**33 J**	4.39 U	**18.1 J**	2.8 U	8.4 U	5 U	**23 J**
Di-n-octyl phthalate	58	4500			**208**	4.43 U	10.8 U	2.83 U	8.33 U	2.7 U	19.6 U
Fluoranthene	160	1200			**1800**	**66.2**	**175**	**22.6**	**911**	--	**134**
Fluorene	23	79			**220 J**	**4.26 J**	**43.4**	1.44 U	**16.4 J**	--	9.7 U
Hexachlorobenzene	0.38	2.3			1 U	0.226 U	0.55 U	0.144 U	0.41 U	0.1 U	0.97 U
Hexachlorobutadiene (Hexachloro-1,3-butadiene)	3.9	6.2			7.2 U	1.11 U	2.68 U	0.7 U	2.1 U	--	5 U
Indeno(1,2,3-c,d)pyrene	34	88			**506 J**	**13**	**42.1**	**6.76**	**290 J**	--	**89.9 J**
Naphthalene	99	170			**40**	--	--	--	4.1 U	--	9.7 U
n-Nitrosodiphenylamine	11	11			36 U	--	--	--	10 U	5 U	**107**
Phenanthrene	100	480			**1540**	**68.6**	**270**	**11.6**	**200**	--	**54.4**
Pyrene	1000	1400			**1700**	**91.1**	**199**	**35.5**	**862**	--	**190**
Total Benzofluoranthenes (lab reported total)	230	450			**1690**	--	--	--	**734**	--	**271**
Total Benzofluoranthenes (b,j,k) (U = 0)	230	450			--	**62**	**376**	**37.1**	--	--	--
Total cPAH TEQ (7 minimum CAEPA 2005) (U = 0)					**1200 J**	**12 J**	**73.4**	**6.28 J**	**520 J**	--	**200 J**
Total HPAH (SMS) (U = 0)	960	5300			**9400 J**	**310 J**	**1720**	**139 J**	**4600 J**	--	**1200 J**
Total LPAH (SMS) (U = 0)	370	780			**3000 J**	**88.3 J**	**620**	**14.9**	**400 J**	--	**85**
Semivolatile Organics (µg/kg)											
1,2,4,5-Tetrachlorobenzene					--	--	--	--	--	--	--
1,2,4-Trichlorobenzene			31	51	7 U	2.35 U	2.69 U	2.67 U	8.4 U	1 U	6.6 U
1,2-Dichlorobenzene			35	50	70 U	23.1 U	26.4 U	26.2 U	84.1 U	1 U	66.8 U
1,2-Diphenylhydrazine					--	--	--	--	--	79 U	--
1,3-Dichlorobenzene					--	--	--	--	--	1 U	--
1,4-Dichlorobenzene			110	110	105 U	34.6 U	39.6 U	39.2 U	126 U	1 U	100 U
2,2'-Oxybis (1-chloropropane)					--	--	--	--	--	79 U	--
2,4,5-Trichlorophenol					--	--	--	--	--	160 U	--
2,4,6-Trichlorophenol					--	--	--	--	--	160 U	--
2,4-Dichlorophenol					--	--	--	--	--	40 U	--
2,4-Dimethylphenol	29	29	29	29	70 U	--	--	--	84 U	40 UJ	66 U
2,4-Dinitrophenol					--	--	--	--	--	79 UJ	--
2,4-Dinitrotoluene					--	--	--	--	--	16 U	--
2,6-Dinitrotoluene					--	--	--	--	--	16 U	--
2-Chloronaphthalene					--	--	--	--	--	24 U	--
2-Chlorophenol					--	--	--	--	--	79 U	--
2-Methylnaphthalene			670	670	**145**	--	--	--	84 U	--	66 U
2-Methylphenol (o-Cresol)	63	63	63	63	70 U	--	--	--	84 U	40 U	66 U
2-Nitroaniline					--	--	--	--	--	160 U	--
2-Nitrophenol					--	--	--	--	--	40 U	--
3,3'-Dichlorobenzidine					--	--	--	--	--	40 UJ	--
3-Nitroaniline					--	--	--	--	--	160 U	--
4-Bromophenyl-phenyl ether					--	--	--	--	--	16 U	--

Table C-9
Sediment Data for Barton St. PS Overflow

					Distance to CSO (ft)	78	80	83	91	99	100	102
					Location ID	CSO11_CSO-BT-3	CSO-BT-3	CSO-BT-12	CSO-BT-5	CSO11_CSO-BT-5	BRTCSO97BT106S	CSO11_CSO-BT-4
					Area	CentralBasinPugetSnd	CentralBasinPugetSnd	CentralBasinPugetSnd	CentralBasinPugetSnd	CentralBasinPugetSnd	CentralBasinPugetSnd	CentralBasinPugetSnd
					CSO	Barton St. PS	Barton St. PS	Barton St. PS	Barton St. PS	Barton St. PS	Barton St. PS	Barton St. PS
					Task	KC_CSO_2011	BT_KC_2016	BT_KC_2016	BT_KC_2016	KC_CSO_2011	BRTCSO97	KC_CSO_2011
					Sample ID	L53963-28	CSO-BT-3	CSO-BT-12	CSO-BT-5	L53963-30	L12044-4	L53963-29
					Sample Date	08/30/2011	08/04/2016	08/04/2016	08/04/2016	08/30/2011	10/15/1997	08/30/2011
					Depth	0 - 10 cm	0 - 10 cm	0 - 10 cm	0 - 10 cm	0 - 10 cm	0 - 2 cm	0 - 10 cm
	SMS_Marine_SCO_SCUMII	SMS_Marine_CSL_SCUMII	AET_Marine_SCO_SCUMII	AET_Marine_CSL_SCUMII								
4-Chloro-3-methylphenol					--	--	--	--	--	79 U	--	
4-Chloroaniline					--	--	--	--	--	79 UJ	--	
4-Chlorophenyl phenyl ether					--	--	--	--	--	24 U	--	
4-Methylphenol (p-Cresol)	670	670	670	670	350 U	--	--	--	430 U	40 U	340 U	
4-Nitroaniline					--	--	--	--	--	160 U	--	
4-Nitrophenol					--	--	--	--	--	79 U	--	
Acenaphthene			500	500	**1160 J**	--	--	--	**150 J**	--	66 U	
Acenaphthylene			1300	1300	70 U	--	--	--	84 U	--	66 U	
Aniline					--	--	--	--	--	79 UJ	--	
Anthracene			960	960	**2900**	**161**	**1500**	**60.9**	**3300**	--	**207**	
Benzidine					--	--	--	--	--	**R**	--	
Benzo(a)anthracene			1300	1600	**4510**	**395**	**1130**	**276**	**7270**	--	**624**	
Benzo(a)pyrene			1600	1600	**4300**	--	--	--	**7330**	--	**1050**	
Benzo(b)fluoranthene					--	--	--	--	--	--	--	
Benzo(b,j,k)fluoranthenes					--	**645**	**1840**	**686**	--	--	--	
Benzo(g,h,i)perylene			670	720	**2650**	--	--	--	**7790**	--	**694**	
Benzo(k)fluoranthene					--	--	--	--	--	--	--	
Benzoic acid	650	650	650	650	**2100**	461 U	527 U	523 U	**2780**	**R**	**2280**	
Benzyl alcohol	57	73	57	73	175 U	57.8 U	66 U	65.5 U	210 U	40 U	167 U	
bis(2-Chloroethoxy)methane					--	--	--	--	--	40 U	--	
bis(2-Chloroethyl)ether					--	--	--	--	--	24 U	--	
bis(2-Ethylhexyl)phthalate			1300	3100	**1710**	**101**	**449**	**150**	**4260**	**88.3**	**1470**	
Butylbenzyl phthalate			63	900	**792 J**	34.6 U	39.6 U	39.2 U	126 U	**144**	100 U	
Carbazole					--	**48.9**	**497**	26.7 U	--	--	--	
Chrysene			1400	2800	**4940**	**403**	**3340**	**378**	**10800**	--	**880**	
Coprostanol (Cholestan-3-ol (3B, 5B))					--	--	--	--	--	400 U	--	
Dibenzo(a,h)anthracene			230	230	**1150**	**38.8 J**	**79.1**	**37.7 J**	**2790**	--	**277**	
Dibenzofuran			540	540	**499**	23.5 U	**67.9**	26.7 U	**120 J**	--	66 U	
Diethyl phthalate			200	1200	140 U	45.7 U	52.2 U	51.8 U	170 U	40 U	140 U	
Dimethyl phthalate			71	160	**229**	46.1 U	52.7 U	52.3 U	169 U	16 U	134 U	
Di-n-butyl phthalate			1400	1400	**160 J**	45.7 U	**88.6 J**	51.8 U	170 U	40 U	**160 J**	
Dinitro-o-cresol (4,6-Dinitro-2-methylphenol)					--	--	--	--	--	79 U	--	
Di-n-octyl phthalate			6200	6200	**1010**	46.1 U	52.7 U	52.3 U	169 U	24 U	134 U	
Fluoranthene			1700	2500	**8750**	**688**	**858**	**419**	**18500**	--	**917**	
Fluorene			540	540	**1070 J**	**44.3 J**	**212**	26.7 U	**333 J**	--	66 U	
Hexachlorobenzene			22	70	7 U	2.35 U	2.69 U	2.67 U	8.4 U	1 U	6.6 U	
Hexachlorobutadiene (Hexachloro-1,3-butadiene)			11	120	35 U	11.5 U	13.1 U	13 U	43 U	--	34 U	
Hexachlorocyclopentadiene					--	--	--	--	--	40 U	--	
Hexachloroethane					--	--	--	--	--	40 U	--	
Indeno(1,2,3-c,d)pyrene			600	690	**2460 J**	**130**	**206**	**125**	**5900 J**	--	**613 J**	
Isophorone					--	--	--	--	--	40 U	--	

Table C-9
Sediment Data for Barton St. PS Overflow

					Distance to CSO (ft)	78	80	83	91	99	100	102
					Location ID	CSO11_CSO-BT-3	CSO-BT-3	CSO-BT-12	CSO-BT-5	CSO11_CSO-BT-5	BRTCSO97BT106S	CSO11_CSO-BT-4
					Area	CentralBasinPugetSnd	CentralBasinPugetSnd	CentralBasinPugetSnd	CentralBasinPugetSnd	CentralBasinPugetSnd	CentralBasinPugetSnd	CentralBasinPugetSnd
					CSO	Barton St. PS	Barton St. PS	Barton St. PS	Barton St. PS	Barton St. PS	Barton St. PS	Barton St. PS
					Task	KC_CSO_2011	BT_KC_2016	BT_KC_2016	BT_KC_2016	KC_CSO_2011	BRTCSO97	KC_CSO_2011
					Sample ID	L53963-28	CSO-BT-3	CSO-BT-12	CSO-BT-5	L53963-30	L12044-4	L53963-29
					Sample Date	08/30/2011	08/04/2016	08/04/2016	08/04/2016	08/30/2011	10/15/1997	08/30/2011
					Depth	0 - 10 cm	0 - 10 cm	0 - 10 cm	0 - 10 cm	0 - 10 cm	0 - 2 cm	0 - 10 cm
	SMS_Marine_SCO_SCUMII	SMS_Marine_CSL_SCUMII	AET_Marine_SCO_SCUMII	AET_Marine_CSL_SCUMII								
Naphthalene			2100	2100	**200**	--	--	--	84 U	--	66 U	
Nitrobenzene					--	--	--	--	--	40 U	--	
n-Nitrosodimethylamine					--	--	--	--	--	160 U	--	
n-Nitrosodi-n-propylamine					--	--	--	--	--	40 U	--	
n-Nitrosodiphenylamine			28	40	175 U	--	--	--	210 U	40 U	**728**	
Pentachloroanisole					--	--	--	--	--	--	--	
Pentachlorophenol	360	690	360	690	1050 U	--	--	--	1260 U	40 U	1000 U	
Phenanthrene			1500	1500	**7490**	**713**	**1320**	**215**	**5000**	--	**371**	
Phenol	420	1200	420	1200	350 U	115 U	131 U	130 U	430 U	160 U	340 U	
Pyrene			2600	3300	**8500**	**947**	**975**	**656**	**17500**	--	**1300**	
Total Benzofluoranthenes (lab reported total)			3200	3600	**8230**	--	--	--	**14900**	--	**1850**	
Total Benzofluoranthenes (b,j,k) (U = 0)			3200	3600	--	**645**	**1840**	**686**	--	--	--	
Total cPAH TEQ (7 minimum CAEPA 2005) (U = 0)					**6000 J**	**120 J**	**359**	**116 J**	**11000 J**	--	**1400 J**	
Total HPAH (SMS) (U = 0)			12000	17000	**45000 J**	**3200 J**	**8430**	**2580 J**	**93000 J**	--	**8200 J**	
Total LPAH (SMS) (U = 0)			5200	5200	**13000 J**	**918 J**	**3000**	**276**	**8800 J**	--	**580**	
Polycyclic Aromatic Hydrocarbons (mg/kg-OC)												
2-Methylnaphthalene	38	64			--	--	--	--	--	7.3 U	--	
Acenaphthene	16	57			--	--	--	--	--	1.8 U	--	
Acenaphthylene	66	66			--	--	--	--	--	2.7 U	--	
Anthracene	220	1200			--	--	--	--	--	**27 J**	--	
Benzo(a)anthracene	110	270			--	--	--	--	--	**49 J**	--	
Benzo(a)pyrene	99	210			--	--	--	--	--	**37 J**	--	
Benzo(b)fluoranthene					--	--	--	--	--	**65 J**	--	
Benzo(g,h,i)perylene	31	78			--	--	--	--	--	**15 J**	--	
Benzo(k)fluoranthene					--	--	--	--	--	**25 J**	--	
Chrysene	110	460			--	--	--	--	--	**80.8**	--	
Dibenzo(a,h)anthracene	12	33			--	--	--	--	--	7.3 U	--	
Dibenzofuran	15	58			--	--	--	--	--	5 U	--	
Fluoranthene	160	1200			--	--	--	--	--	**140 J**	--	
Fluorene	23	79			--	--	--	--	--	**6 J**	--	
Indeno(1,2,3-c,d)pyrene	34	88			--	--	--	--	--	**15 J**	--	
Naphthalene	99	170			--	--	--	--	--	7.3 UJ	--	
Phenanthrene	100	480			--	--	--	--	--	**32 J**	--	
Pyrene	1000	1400			--	--	--	--	--	**100 J**	--	
Total Benzofluoranthenes (b,j,k) (U = 0)	230	450			--	--	--	--	--	**90 J**	--	
Total cPAH TEQ (7 minimum CAEPA 2005) (U = 0)					--	--	--	--	--	**53 J**	--	
Total HPAH (SMS) (U = 0)	960	5300			--	--	--	--	--	**530 J**	--	
Total LPAH (SMS) (U = 0)	370	780			--	--	--	--	--	**70 J**	--	
Polycyclic Aromatic Hydrocarbons (µg/kg)												
1-Methylnaphthalene					--	--	--	--	--	--	--	
1-Methylphenanthrene					--	--	--	--	--	--	--	
2,3,5-Trimethylnaphthalene (1,6,7-Trimethylnaphthalene)					--	--	--	--	--	--	--	

Table C-9
Sediment Data for Barton St. PS Overflow

					Distance to CSO (ft)	78	80	83	91	99	100	102
					Location ID	CSO11_CSO-BT-3	CSO-BT-3	CSO-BT-12	CSO-BT-5	CSO11_CSO-BT-5	BRTCSO97BT106S	CSO11_CSO-BT-4
					Area	CentralBasinPugetSnd	CentralBasinPugetSnd	CentralBasinPugetSnd	CentralBasinPugetSnd	CentralBasinPugetSnd	CentralBasinPugetSnd	CentralBasinPugetSnd
					CSO	Barton St. PS	Barton St. PS	Barton St. PS	Barton St. PS	Barton St. PS	Barton St. PS	Barton St. PS
					Task	KC_CSO_2011	BT_KC_2016	BT_KC_2016	BT_KC_2016	KC_CSO_2011	BRTCSO97	KC_CSO_2011
					Sample ID	L53963-28	CSO-BT-3	CSO-BT-12	CSO-BT-5	L53963-30	L12044-4	L53963-29
					Sample Date	08/30/2011	08/04/2016	08/04/2016	08/04/2016	08/30/2011	10/15/1997	08/30/2011
					Depth	0 - 10 cm	0 - 10 cm	0 - 10 cm	0 - 10 cm	0 - 10 cm	0 - 2 cm	0 - 10 cm
	SMS_Marine_SCO_SCUMII	SMS_Marine_CSL_SCUMII	AET_Marine_SCO_SCUMII	AET_Marine_CSL_SCUMII								
2,6-Dimethylnaphthalene					--	--	--	--	--	--	--	--
2-Methylnaphthalene			670	670	--	--	--	--	--	--	64 U	--
Acenaphthene			500	500	--	--	--	--	--	--	16 U	--
Acenaphthylene			1300	1300	--	--	--	--	--	--	24 U	--
Anthracene			960	960	--	--	--	--	--	--	**240 J**	--
Benzo(a)anthracene			1300	1600	--	--	--	--	--	--	**430 J**	--
Benzo(a)pyrene			1600	1600	--	--	--	--	--	--	**320 J**	--
Benzo(b)fluoranthene					--	--	--	--	--	--	**570 J**	--
Benzo(e)pyrene					--	--	--	--	--	--	--	--
Benzo(g,h,i)perylene			670	720	--	--	--	--	--	--	**130 J**	--
Benzo(k)fluoranthene					--	--	--	--	--	--	**220 J**	--
Benzothiophene					--	--	--	--	--	--	--	--
Biphenyl (1,1'-Biphenyl)					--	--	--	--	--	--	--	--
Carbazole					--	--	--	--	--	--	**54**	--
Chrysene			1400	2800	--	--	--	--	--	--	**705**	--
Decalin					--	--	--	--	--	--	--	--
Dibenzo(a,h)anthracene			230	230	--	--	--	--	--	--	64 U	--
Dibenzofuran			540	540	--	--	--	--	--	--	40 U	--
Dibenzothiophene					--	--	--	--	--	--	--	--
Fluoranthene			1700	2500	--	--	--	--	--	--	**1200 J**	--
Fluorene			540	540	--	--	--	--	--	--	**50 J**	--
Indeno(1,2,3-c,d)pyrene			600	690	--	--	--	--	--	--	**130 J**	--
Naphthalene			2100	2100	--	--	--	--	--	--	64 UJ	--
Perylene					--	--	--	--	--	--	--	--
Phenanthrene			1500	1500	--	--	--	--	--	--	**280 J**	--
Pyrene			2600	3300	--	--	--	--	--	--	**910 J**	--
Total Benzofluoranthenes (b,j,k) (U = 0)			3200	3600	--	--	--	--	--	--	**790 J**	--
Total cPAH TEQ (7 minimum CAEPA 2005) (U = 0)					--	--	--	--	--	--	**460 J**	--
Total HPAH (SMS) (U = 0)			12000	17000	--	--	--	--	--	--	**4600 J**	--
Total LPAH (SMS) (U = 0)			5200	5200	--	--	--	--	--	--	**570 J**	--
Alkylated Polycyclic Aromatic Hydrocarbons (µg/kg)												
C1-Chrysenes					--	--	--	--	--	--	--	--
C1-Dibenzothiophenes					--	--	--	--	--	--	--	--
C1-Fluoranthenes/Pyrenes					--	--	--	--	--	--	--	--
C1-Fluorenes					--	--	--	--	--	--	--	--
C1-Naphthalenes					--	--	--	--	--	--	--	--
C2-Chrysenes					--	--	--	--	--	--	--	--
C2-Dibenzothiophenes					--	--	--	--	--	--	--	--
C2-Fluorenes					--	--	--	--	--	--	--	--
C2-Phenanthrenes/Anthracenes					--	--	--	--	--	--	--	--
C3-Chrysenes					--	--	--	--	--	--	--	--
C3-Dibenzothiophenes					--	--	--	--	--	--	--	--

Table C-9
Sediment Data for Barton St. PS Overflow

					Distance to CSO (ft)	78	80	83	91	99	100	102
					Location ID	CSO11_CSO-BT-3	CSO-BT-3	CSO-BT-12	CSO-BT-5	CSO11_CSO-BT-5	BRTCSO97BT106S	CSO11_CSO-BT-4
					Area	CentralBasinPugetSnd	CentralBasinPugetSnd	CentralBasinPugetSnd	CentralBasinPugetSnd	CentralBasinPugetSnd	CentralBasinPugetSnd	CentralBasinPugetSnd
					CSO	Barton St. PS	Barton St. PS	Barton St. PS	Barton St. PS	Barton St. PS	Barton St. PS	Barton St. PS
					Task	KC_CSO_2011	BT_KC_2016	BT_KC_2016	BT_KC_2016	KC_CSO_2011	BRTCSO97	KC_CSO_2011
					Sample ID	L53963-28	CSO-BT-3	CSO-BT-12	CSO-BT-5	L53963-30	L12044-4	L53963-29
					Sample Date	08/30/2011	08/04/2016	08/04/2016	08/04/2016	08/30/2011	10/15/1997	08/30/2011
					Depth	0 - 10 cm	0 - 10 cm	0 - 10 cm	0 - 10 cm	0 - 10 cm	0 - 2 cm	0 - 10 cm
	SMS_Marine_SCO_SCUMII	SMS_Marine_CSL_SCUMII	AET_Marine_SCO_SCUMII	AET_Marine_CSL_SCUMII								
C3-Fluorenes						--	--	--	--	--	--	--
C3-Naphthalenes						--	--	--	--	--	--	--
C3-Phenanthrenes/Anthracenes						--	--	--	--	--	--	--
C4-Chrysenes						--	--	--	--	--	--	--
C4-Naphthalenes						--	--	--	--	--	--	--
C4-Phenanthrenes/Anthracenes						--	--	--	--	--	--	--
Pesticides (µg/kg)												
2,4'-DDD (o,p'-DDD)						--	--	--	--	--	--	--
2,4'-DDE (o,p'-DDE)						--	--	--	--	--	--	--
2,4'-DDT (o,p'-DDT)						--	--	--	--	--	--	--
4,4'-DDD (p,p'-DDD)						--	--	--	--	--	1.9 U	--
4,4'-DDE (p,p'-DDE)						--	--	--	--	--	1.9 UJ	--
4,4'-DDT (p,p'-DDT)						--	--	--	--	--	1.9 U	--
Aldrin						--	--	--	--	--	1.9 U	--
Chlordane						--	--	--	--	--	10 U	--
Chlordane, alpha- (Chlordane, cis-)						--	--	--	--	--	--	--
Chlordane, beta- (Chlordane, trans-)						--	--	--	--	--	--	--
Chlordane, gamma-						--	--	--	--	--	--	--
Chlorpyrifos						--	--	--	--	--	--	--
Dieldrin						--	--	--	--	--	1.9 U	--
Endosulfan						--	--	--	--	--	1.9 U	--
Endosulfan sulfate						--	--	--	--	--	1.9 U	--
Endosulfan, alpha- (I)						--	--	--	--	--	--	--
Endosulfan, beta (II)						--	--	--	--	--	--	--
Endrin						--	--	--	--	--	1.9 U	--
Endrin aldehyde						--	--	--	--	--	**R**	--
Heptachlor						--	--	--	--	--	1.9 U	--
Heptachlor epoxide						--	--	--	--	--	1.9 U	--
Hexachlorocyclohexane (BHC), alpha-						--	--	--	--	--	1.9 U	--
Hexachlorocyclohexane (BHC), beta-						--	--	--	--	--	1.9 U	--
Hexachlorocyclohexane (BHC), delta-						--	--	--	--	--	1.9 U	--
Hexachlorocyclohexane (BHC), gamma- (Lindane)						--	--	--	--	--	--	--
Hexachlorocyclohexane (tech grade)						--	--	--	--	--	1.9 U	--
Methoxychlor						--	--	--	--	--	10 U	--
Mirex						--	--	--	--	--	--	--
Nonachlor, cis-						--	--	--	--	--	--	--
Nonachlor, trans-						--	--	--	--	--	--	--
Oxychlordane						--	--	--	--	--	--	--
Toxaphene						--	--	--	--	--	19 U	--
PCB Aroclors (mg/kg-OC)												
Total PCB Aroclors (SMS Marine 2013) (U = 0)	12	65				**0.6 J**	**0.314 J**	**0.78 J**	**0.28 J**	**0.39**	2.2 UJ	**0.4 J**

Table C-9
Sediment Data for Barton St. PS Overflow

Distance to CSO (ft)					78	80	83	91	99	100	102
Location ID					CSO11_CSO-BT-3	CSO-BT-3	CSO-BT-12	CSO-BT-5	CSO11_CSO-BT-5	BRTCSO97BT106S	CSO11_CSO-BT-4
Area					CentralBasinPugetSnd	CentralBasinPugetSnd	CentralBasinPugetSnd	CentralBasinPugetSnd	CentralBasinPugetSnd	CentralBasinPugetSnd	CentralBasinPugetSnd
CSO					Barton St. PS	Barton St. PS	Barton St. PS	Barton St. PS	Barton St. PS	Barton St. PS	Barton St. PS
Task					KC_CSO_2011	BT_KC_2016	BT_KC_2016	BT_KC_2016	KC_CSO_2011	BRTCSO97	KC_CSO_2011
Sample ID					L53963-28	CSO-BT-3	CSO-BT-12	CSO-BT-5	L53963-30	L12044-4	L53963-29
Sample Date					08/30/2011	08/04/2016	08/04/2016	08/04/2016	08/30/2011	10/15/1997	08/30/2011
Depth					0 - 10 cm	0 - 10 cm	0 - 10 cm	0 - 10 cm	0 - 10 cm	0 - 2 cm	0 - 10 cm
	SMS_Marine_SCO_SCUMII	SMS_Marine_CSL_SCUMII	AET_Marine_SCO_SCUMII	AET_Marine_CSL_SCUMII							
PCB Aroclors (µg/kg)											
Aroclor 1016					2.6 U	1.15 U	1.31 U	1.3 U	3.2 U	19 U	2.5 U
Aroclor 1221					5.3 U	3.46 U	3.96 U	3.92 U	6.3 U	19 U	5 U
Aroclor 1232					5.3 U	3.46 U	3.96 U	3.92 U	6.3 U	19 U	5 U
Aroclor 1242					2.6 U	1.15 U	1.31 U	1.3 U	3.2 U	19 U	2.5 U
Aroclor 1248					2.6 U	1.15 U	1.31 U	1.3 U	3.2 U	19 U	2.5 U
Aroclor 1254					**2.9 J**	**1.94 J**	**3.8 J**	**3.45 J**	**7.87**	19 UJ	**3 J**
Aroclor 1260					2.6 U	**1.33 J**	1.31 U	**1.73 J**	3.2 U	19 U	2.5 U
Total PCB Aroclors (SMS Marine 2013) (U = 0)			130	1000	**2.9 J**	**3.27 J**	**3.8 J**	**5.2 J**	**7.9**	19 UJ	**3 J**
PCB Congeners (ng/kg)											
PCB-005/008					--	--	--	--	--	--	--
PCB-018					--	--	--	--	--	--	--
PCB-028					--	--	--	--	--	--	--
PCB-029					--	--	--	--	--	--	--
PCB-031					--	--	--	--	--	--	--
PCB-044					--	--	--	--	--	--	--
PCB-045					--	--	--	--	--	--	--
PCB-049					--	--	--	--	--	--	--
PCB-052					--	--	--	--	--	--	--
PCB-056/060					--	--	--	--	--	--	--
PCB-061/074					--	--	--	--	--	--	--
PCB-066					--	--	--	--	--	--	--
PCB-070					--	--	--	--	--	--	--
PCB-077/110					--	--	--	--	--	--	--
PCB-087/115					--	--	--	--	--	--	--
PCB-090/101					--	--	--	--	--	--	--
PCB-095					--	--	--	--	--	--	--
PCB-099					--	--	--	--	--	--	--
PCB-105					--	--	--	--	--	--	--
PCB-118					--	--	--	--	--	--	--
PCB-123/149					--	--	--	--	--	--	--
PCB-128					--	--	--	--	--	--	--
PCB-132/153/168					--	--	--	--	--	--	--
PCB-138/160					--	--	--	--	--	--	--
PCB-146					--	--	--	--	--	--	--
PCB-151					--	--	--	--	--	--	--
PCB-156/171/202					--	--	--	--	--	--	--
PCB-158					--	--	--	--	--	--	--
PCB-170/190					--	--	--	--	--	--	--
PCB-174					--	--	--	--	--	--	--
PCB-180					--	--	--	--	--	--	--
PCB-183					--	--	--	--	--	--	--

Table C-9
Sediment Data for Barton St. PS Overflow

					Distance to CSO (ft)	78	80	83	91	99	100	102
					Location ID	CSO11_CSO-BT-3	CSO-BT-3	CSO-BT-12	CSO-BT-5	CSO11_CSO-BT-5	BRTCSO97BT106S	CSO11_CSO-BT-4
					Area	CentralBasinPugetSnd	CentralBasinPugetSnd	CentralBasinPugetSnd	CentralBasinPugetSnd	CentralBasinPugetSnd	CentralBasinPugetSnd	CentralBasinPugetSnd
					CSO	Barton St. PS	Barton St. PS	Barton St. PS	Barton St. PS	Barton St. PS	Barton St. PS	Barton St. PS
					Task	KC_CSO_2011	BT_KC_2016	BT_KC_2016	BT_KC_2016	KC_CSO_2011	BRTCSO97	KC_CSO_2011
					Sample ID	L53963-28	CSO-BT-3	CSO-BT-12	CSO-BT-5	L53963-30	L12044-4	L53963-29
					Sample Date	08/30/2011	08/04/2016	08/04/2016	08/04/2016	08/30/2011	10/15/1997	08/30/2011
					Depth	0 - 10 cm	0 - 10 cm	0 - 10 cm	0 - 10 cm	0 - 10 cm	0 - 2 cm	0 - 10 cm
	SMS_Marine_SCO_SCUMII	SMS_Marine_CSL_SCUMII	AET_Marine_SCO_SCUMII	AET_Marine_CSL_SCUMII								
PCB-187						--	--	--	--	--	--	--
PCB-194						--	--	--	--	--	--	--
PCB-195/208						--	--	--	--	--	--	--
PCB-206						--	--	--	--	--	--	--
PCB-209						--	--	--	--	--	--	--
Polybrominated diphenyl ethers (ng/kg)												
PBDE-028						--	--	--	--	--	--	--
PBDE-066						--	--	--	--	--	--	--
PBDE-085						--	--	--	--	--	--	--
PBDE-138						--	--	--	--	--	--	--
PBDE-153						--	--	--	--	--	--	--
PBDE-183						--	--	--	--	--	--	--
PBDE-190						--	--	--	--	--	--	--
Total Petroleum Hydrocarbons (mg/kg)												
Oil and grease						--	--	--	--	--	**1860**	--
Pharmaceuticals and Personal Care Products (µg/kg)												
Caffeine						--	--	--	--	--	--	--

Table C-9
Sediment Data for Barton St. PS Overflow

Distance to CSO (ft)					102	124	125	148	154	157	163
Location ID					CSO-BT-4	BRTCSO97BT106N	CSO-BT-10	CSO-BT-8	CSO11_CSO-BT-6	CSO-BT-6	CSO-BT-7
Area					CentralBasinPugetSnd	CentralBasinPugetSnd	CentralBasinPugetSnd	CentralBasinPugetSnd	CentralBasinPugetSnd	CentralBasinPugetSnd	CentralBasinPugetSnd
CSO					Barton St. PS	Barton St. PS	Barton St. PS	Barton St. PS	Barton St. PS	Barton St. PS	Barton St. PS
Task					BT_KC_2016	BRTCSO97	BT_KC_2016	BT_KC_2016	KC_CSO_2011	BT_KC_2016	BT_KC_2016
Sample ID					CSO-BT-4	L12044-2	CSO-BT-10	CSO-BT-8	L53963-31	CSO-BT-6	CSO-BT-7
Sample Date					08/04/2016	10/15/1997	08/04/2016	08/04/2016	08/30/2011	08/04/2016	08/04/2016
Depth					0 - 10 cm	0 - 2 cm	0 - 10 cm	0 - 10 cm	0 - 10 cm	0 - 10 cm	0 - 10 cm
	SMS_Marine_SCO_SCUMII	SMS_Marine_CSL_SCUMII	AET_Marine_SCO_SCUMII	AET_Marine_CSL_SCUMII							
Conventional Parameters (mg/kg)											
Ammonia					--	**18.4**	--	--	--	--	--
Ammonia as nitrogen					--	--	--	--	--	--	--
Sulfide					--	13 U	--	--	--	--	--
Conventional Parameters (pct)											
Moisture (water) content					--	--	--	--	--	--	--
Total carbon					--	--	--	--	--	--	--
Total organic carbon					**0.427**	**0.309**	**0.586**	**0.461**	**0.483**	**1.02**	**0.893**
Total solids					**82**	**76.1**	**76.6**	**79**	**72.9**	**73.1**	**73.9**
Total volatile solids					--	**1.8**	--	--	--	--	--
Grain Size (pct)											
Pebble					--	--	--	--	**1.2 J**	--	--
Gravel					**26**	**6.5**	**1.3 J**	**11.9**	--	**1.9**	**1.6**
Granule (very fine gravel)					--	--	--	--	**0.2 J**	--	--
Sand					**70.7**	**89**	**96**	**84.1**	--	**91.8**	**95.8**
Sand, very coarse					--	--	--	--	**1.2 J**	--	--
Sand, coarse					--	--	--	--	**3.3**	--	--
Sand, medium					--	--	--	--	**23.7**	--	--
Sand, fine					--	--	--	--	**39**	--	--
Sand, very fine					--	--	--	--	**24.6**	--	--
Silt					**0.6 J**	0.1 U	**0.6 J**	**0.6 J**	--	**2.1 J**	**0.7 J**
Silt, coarse					--	--	--	--	**3.2**	--	--
Silt, medium					--	--	--	--	0.65 U	--	--
Silt, fine					--	--	--	--	0.65 U	--	--
Silt, very fine					--	--	--	--	0.65 U	--	--
Clay					**1.2 J**	0.1 U	**1.3 J**	**1.9 J**	--	**2.8 J**	**1.3 J**
Clay, coarse					--	--	--	--	0.65 U	--	--
Clay, medium					--	--	--	--	**0.6 J**	--	--
Clay, fine					--	--	--	--	**1.3**	--	--
Metals (mg/kg)											
Aluminum					--	**6330 J**	--	--	--	--	--
Antimony					--	2 UJ	--	--	--	--	--
Arsenic	57	93	57	93	**2.2 J**	3.3 U	**4.31 J**	**3.54 J**	**2.5 J**	**1.92 J**	**2.03 J**
Barium					--	**11.9**	--	--	--	--	--
Beryllium					--	**0.074**	--	--	--	--	--
Cadmium	5.1	6.7	5.1	6.7	**0.128**	0.2 U	**0.234**	**0.127**	0.14 U	**0.124**	**0.134**
Chromium	260	270	260	270	**18.4**	**19.7**	**19.8**	**15.8**	**19.8**	**18.2**	**19.4**
Copper	390	390	390	390	--	**8.76 J**	--	--	**6.67**	--	--
Iron					--	**9130**	--	--	--	--	--
Lead	450	530	450	530	**32.2**	**12.1**	**7.3**	**6.73**	**8.93**	**8.37**	**7.1**
Magnesium					--	**4570**	--	--	--	--	--
Manganese					--	**168**	--	--	--	--	--

Table C-9
Sediment Data for Barton St. PS Overflow

					Distance to CSO (ft)	102	124	125	148	154	157	163
					Location ID	CSO-BT-4	BRTCSO97BT106N	CSO-BT-10	CSO-BT-8	CSO11_CSO-BT-6	CSO-BT-6	CSO-BT-7
					Area	CentralBasinPugetSnd	CentralBasinPugetSnd	CentralBasinPugetSnd	CentralBasinPugetSnd	CentralBasinPugetSnd	CentralBasinPugetSnd	CentralBasinPugetSnd
					CSO	Barton St. PS	Barton St. PS	Barton St. PS	Barton St. PS	Barton St. PS	Barton St. PS	Barton St. PS
					Task	BT_KC_2016	BRTCSO97	BT_KC_2016	BT_KC_2016	KC_CSO_2011	BT_KC_2016	BT_KC_2016
					Sample ID	CSO-BT-4	L12044-2	CSO-BT-10	CSO-BT-8	L53963-31	CSO-BT-6	CSO-BT-7
					Sample Date	08/04/2016	10/15/1997	08/04/2016	08/04/2016	08/30/2011	08/04/2016	08/04/2016
					Depth	0 - 10 cm	0 - 2 cm	0 - 10 cm	0 - 10 cm	0 - 10 cm	0 - 10 cm	0 - 10 cm
	SMS_Marine_SCO_SCUMII	SMS_Marine_CSL_SCUMII	AET_Marine_SCO_SCUMII	AET_Marine_CSL_SCUMII								
Mercury	0.41	0.59	0.41	0.59		**0.028 J**	**0.029**	**0.0183 J**	**0.0165 J**	**0.011 J**	**0.0164 J**	**0.0162 J**
Molybdenum						--	1.3 U	--	--	--	--	--
Nickel						--	**17.6**	--	--	--	--	--
Potassium						--	**796**	--	--	--	--	--
Selenium						--	3.3 U	--	--	--	--	--
Silver	6.1	6.1	6.1	6.1		**0.028 J**	0.26 U	**0.0209 J**	**0.0177 J**	**1 J**	**0.0287 J**	**0.0217 J**
Sodium						--	**4200 J**	--	--	--	--	--
Thallium						--	13 U	--	--	--	--	--
Tin						--	--	--	--	--	--	--
Zinc	410	960	410	960		**37.4**	**25.8**	**32.6**	**33.8**	**29.8**	**28.2**	**35.9**
Organometallic Compounds (µg/kg)												
Butyltin (n-Butyltin)						--	2.2 UJ	--	--	--	--	--
Dibutyltin						--	0.46 UJ	--	--	--	--	--
Tetrabutyltin						--	0.53 U	--	--	--	--	--
Tributyltin						--	0.28 UJ	--	--	--	--	--
Volatile Organics (mg/kg-OC)												
Hexachlorobutadiene (Hexachloro-1,3-butadiene)	3.9	6.2				--	11 U	--	--	--	--	--
Volatile Organics (µg/kg)												
1,2,3,4-Tetrachlorobenzene						--	--	--	--	--	--	--
4-Nonylphenol						--	--	--	--	--	--	--
Hexachlorobutadiene (Hexachloro-1,3-butadiene)			11	120		--	35 U	--	--	--	--	--
Pentachlorobenzene						--	--	--	--	--	--	--
Semivolatile Organics (mg/kg-OC)												
1,2,4-Trichlorobenzene	0.81	1.8				0.485 U	0.29 U	0.379 U	0.466 U	1.5 U	0.228 U	0.26 U
1,2-Dichlorobenzene	2.3	2.3				4.78 U	0.29 U	3.72 U	4.58 U	15.1 U	2.24 U	2.53 U
1,4-Dichlorobenzene	3.1	9				7.14 U	0.29 U	5.56 U	6.85 U	23 U	3.35 U	3.78 U
2-Methylnaphthalene	38	64				--	--	--	--	15 U	--	--
Acenaphthene	16	57				--	--	--	--	15 U	--	--
Acenaphthylene	66	66				--	--	--	--	15 U	--	--
Anthracene	220	1200				**9.53**	--	**16.5**	**14.7**	**68.1**	**9.2**	**2.73 J**
Benzo(a)anthracene	110	270				**16.7**	--	**34.8**	**35.4**	**192**	**25.8**	**10.9**
Benzo(a)pyrene	99	210				--	--	--	--	**251**	--	--
Benzo(b)fluoranthene						--	--	--	--	--	--	--
Benzo(b,j,k)fluoranthenes						**52.2**	--	**60.4**	**59.7**	--	**63.8**	**27.3**
Benzo(g,h,i)perylene	31	78				--	--	--	--	**193**	--	--
Benzo(k)fluoranthene						--	--	--	--	--	--	--
bis(2-Ethylhexyl)phthalate	47	78				**56**	**18.3**	**19.3**	**13.7 J**	**969**	4.42 U	**38.2**
Butylbenzyl phthalate	4.9	64				7.14 U	6.8 U	5.56 U	6.85 U	23 U	3.35 U	3.78 U
Chrysene	110	460				**26.7**	--	**44.5**	**42.5**	**284**	**32.7**	**15.5**
Dibenzo(a,h)anthracene	12	33				4.85 U	--	3.79 U	4.66 U	**78.9**	**3.89 J**	2.6 U
Dibenzofuran	15	58				4.85 U	--	**3.79 J**	4.66 U	15 U	**6.13**	2.6 U
Diethyl phthalate	61	110				9.41 U	11 U	7.35 U	9.07 U	31 U	4.42 U	5.01 U

Table C-9
Sediment Data for Barton St. PS Overflow

					Distance to CSO (ft)	102	124	125	148	154	157	163
					Location ID	CSO-BT-4	BRTCSO97BT106N	CSO-BT-10	CSO-BT-8	CSO11_CSO-BT-6	CSO-BT-6	CSO-BT-7
					Area	CentralBasinPugetSnd	CentralBasinPugetSnd	CentralBasinPugetSnd	CentralBasinPugetSnd	CentralBasinPugetSnd	CentralBasinPugetSnd	CentralBasinPugetSnd
					CSO	Barton St. PS	Barton St. PS	Barton St. PS	Barton St. PS	Barton St. PS	Barton St. PS	Barton St. PS
					Task	BT_KC_2016	BRTCSO97	BT_KC_2016	BT_KC_2016	KC_CSO_2011	BT_KC_2016	BT_KC_2016
					Sample ID	CSO-BT-4	L12044-2	CSO-BT-10	CSO-BT-8	L53963-31	CSO-BT-6	CSO-BT-7
					Sample Date	08/04/2016	10/15/1997	08/04/2016	08/04/2016	08/30/2011	08/04/2016	08/04/2016
					Depth	0 - 10 cm	0 - 2 cm	0 - 10 cm	0 - 10 cm	0 - 10 cm	0 - 10 cm	0 - 10 cm
	SMS_Marine_SCO_SCUMII	SMS_Marine_CSL_SCUMII	AET_Marine_SCO_SCUMII	AET_Marine_CSL_SCUMII								
Dimethyl phthalate	53	53			9.51 U	4.5 U	7.42 U	9.15 U	30.4 U	4.47 U	5.05 U	
Di-n-butyl phthalate	220	1700			9.41 U	11 U	7.35 U	**21.5**	**31 J**	4.42 U	5.01 U	
Di-n-octyl phthalate	58	4500			9.51 U	6.8 U	7.42 U	9.15 U	30.4 U	4.47 U	5.05 U	
Fluoranthene	160	1200			**23.3**	--	**103**	**69**	**522**	**37.5**	**13.1**	
Fluorene	23	79			4.85 U	--	**5.78 J**	**4.66 J**	15 U	**6.45**	2.6 U	
Hexachlorobenzene	0.38	2.3			0.485 U	0.29 U	0.379 U	0.466 U	1.5 U	0.228 U	0.26 U	
Hexachlorobutadiene (Hexachloro-1,3-butadiene)	3.9	6.2			2.37 U	--	1.84 U	2.28 U	7.7 U	1.12 U	1.25 U	
Indeno(1,2,3-c,d)pyrene	34	88			**10**	--	**9.51**	**10.9**	**185 J**	**11.1**	**5.12**	
Naphthalene	99	170			--	--	--	--	15 U	--	--	
n-Nitrosodiphenylamine	11	11			--	11 U	--	--	37.7 U	--	--	
Phenanthrene	100	480			**12.1**	--	**70.6**	**67**	**127**	**54**	**7.64**	
Pyrene	1000	1400			**40.7**	--	**116**	**91.5**	**430**	**43.8**	**21.1**	
Total Benzofluoranthenes (lab reported total)	230	450			--	--	--	--	**453**	--	--	
Total Benzofluoranthenes (b,j,k) (U = 0)	230	450			**52.2**	--	**60.4**	**59.7**	--	**63.8**	**27.3**	
Total cPAH TEQ (7 minimum CAEPA 2005) (U = 0)					**8.16**	--	**10.9**	**11**	**344 J**	**10.8 J**	**4.5**	
Total HPAH (SMS) (U = 0)	960	5300			**170**	--	**368**	**310**	**2600 J**	**219 J**	**93**	
Total LPAH (SMS) (U = 0)	370	780			**21.7**	--	**92.9 J**	**86.4 J**	**190**	**69.7**	**10 J**	
Semivolatile Organics (µg/kg)												
1,2,4,5-Tetrachlorobenzene					--	--	--	--	--	--	--	
1,2,4-Trichlorobenzene			31	51	2.07 U	0.91 U	2.22 U	2.15 U	7.3 U	2.33 U	2.3 U	
1,2-Dichlorobenzene			35	50	20.4 U	0.91 U	21.8 U	21.1 U	73.1 U	22.8 U	22.6 U	
1,2-Diphenylhydrazine					--	70 U	--	--	--	--	--	
1,3-Dichlorobenzene					--	0.91 U	--	--	--	--	--	
1,4-Dichlorobenzene			110	110	30.5 U	0.91 U	32.6 U	31.6 U	110 U	34.2 U	33.8 U	
2,2'-Oxybis (1-chloropropane)					--	70 U	--	--	--	--	--	
2,4,5-Trichlorophenol					--	140 U	--	--	--	--	--	
2,4,6-Trichlorophenol					--	140 U	--	--	--	--	--	
2,4-Dichlorophenol					--	35 U	--	--	--	--	--	
2,4-Dimethylphenol	29	29	29	29	--	35 UJ	--	--	73 U	--	--	
2,4-Dinitrophenol					--	70 UJ	--	--	--	--	--	
2,4-Dinitrotoluene					--	14 U	--	--	--	--	--	
2,6-Dinitrotoluene					--	14 U	--	--	--	--	--	
2-Chloronaphthalene					--	21 U	--	--	--	--	--	
2-Chlorophenol					--	70 U	--	--	--	--	--	
2-Methylnaphthalene			670	670	--	--	--	--	73 U	--	--	
2-Methylphenol (o-Cresol)	63	63	63	63	--	35 U	--	--	73 U	--	--	
2-Nitroaniline					--	140 U	--	--	--	--	--	
2-Nitrophenol					--	35 U	--	--	--	--	--	
3,3'-Dichlorobenzidine					--	35 UJ	--	--	--	--	--	
3-Nitroaniline					--	140 U	--	--	--	--	--	
4-Bromophenyl-phenyl ether					--	14 U	--	--	--	--	--	

Table C-9
Sediment Data for Barton St. PS Overflow

					Distance to CSO (ft)	102	124	125	148	154	157	163
					Location ID	CSO-BT-4	BRTCSO97BT106N	CSO-BT-10	CSO-BT-8	CSO11_CSO-BT-6	CSO-BT-6	CSO-BT-7
					Area	CentralBasinPugetSnd	CentralBasinPugetSnd	CentralBasinPugetSnd	CentralBasinPugetSnd	CentralBasinPugetSnd	CentralBasinPugetSnd	CentralBasinPugetSnd
					CSO	Barton St. PS	Barton St. PS	Barton St. PS	Barton St. PS	Barton St. PS	Barton St. PS	Barton St. PS
					Task	BT_KC_2016	BRTCSO97	BT_KC_2016	BT_KC_2016	KC_CSO_2011	BT_KC_2016	BT_KC_2016
					Sample ID	CSO-BT-4	L12044-2	CSO-BT-10	CSO-BT-8	L53963-31	CSO-BT-6	CSO-BT-7
					Sample Date	08/04/2016	10/15/1997	08/04/2016	08/04/2016	08/30/2011	08/04/2016	08/04/2016
					Depth	0 - 10 cm	0 - 2 cm	0 - 10 cm	0 - 10 cm	0 - 10 cm	0 - 10 cm	0 - 10 cm
	SMS_Marine_SCO_SCUMII	SMS_Marine_CSL_SCUMII	AET_Marine_SCO_SCUMII	AET_Marine_CSL_SCUMII								
4-Chloro-3-methylphenol						--	70 U	--	--	--	--	--
4-Chloroaniline						--	70 UJ	--	--	--	--	--
4-Chlorophenyl phenyl ether						--	21 U	--	--	--	--	--
4-Methylphenol (p-Cresol)	670	670	670	670		--	35 U	--	--	370 U	--	--
4-Nitroaniline						--	140 U	--	--	--	--	--
4-Nitrophenol						--	70 U	--	--	--	--	--
Acenaphthene			500	500		--	--	--	--	73 U	--	--
Acenaphthylene			1300	1300		--	--	--	--	73 U	--	--
Aniline						--	70 UJ	--	--	--	--	--
Anthracene			960	960		**40.7**	--	**96.5**	**67.8**	**329**	**93.8**	**24.4 J**
Benzidine						--	**R**	--	--	--	--	--
Benzo(a)anthracene			1300	1600		**71.1**	--	**204**	**163**	**926**	**263**	**96.9**
Benzo(a)pyrene			1600	1600		--	--	--	--	**1210**	--	--
Benzo(b)fluoranthene						--	--	--	--	--	--	--
Benzo(b,j,k)fluoranthenes						**223**	--	**354**	**275**	--	**651**	**244**
Benzo(g,h,i)perylene			670	720		--	--	--	--	**934**	--	--
Benzo(k)fluoranthene						--	--	--	--	--	--	--
Benzoic acid	650	650	650	650		406 U	**R**	435 U	422 U	**3470**	456 U	451 U
Benzyl alcohol	57	73	57	73		50.9 U	35 U	54.4 U	52.8 U	182 U	57 U	56.4 U
bis(2-Chloroethoxy)methane						--	35 U	--	--	--	--	--
bis(2-Chloroethyl)ether						--	21 U	--	--	--	--	--
bis(2-Ethylhexyl)phthalate			1300	3100		**239**	**56.6**	**113**	**63.3 J**	**4680**	45.1 U	**341**
Butylbenzyl phthalate			63	900		30.5 U	21 U	32.6 U	31.6 U	110 U	34.2 U	33.8 U
Carbazole						20.7 U	--	**41.8 J**	**29.1 J**	--	**47.7**	23 U
Chrysene			1400	2800		**114**	--	**261**	**196**	**1370**	**334**	**138**
Coprostanol (Cholestan-3-ol (3B, 5B))						--	350 U	--	--	--	--	--
Dibenzo(a,h)anthracene			230	230		20.7 U	--	22.2 U	21.5 U	**381**	**39.7 J**	23 U
Dibenzofuran			540	540		20.7 U	--	**22.2 J**	21.5 U	73 U	**62.5**	23 U
Diethyl phthalate			200	1200		40.2 U	35 U	43.1 U	41.8 U	150 U	45.1 U	44.7 U
Dimethyl phthalate			71	160		40.6 U	14 U	43.5 U	42.2 U	147 U	45.6 U	45.1 U
Di-n-butyl phthalate			1400	1400		40.2 U	35 U	43.1 U	**99.1**	**150 J**	45.1 U	44.7 U
Dinitro-o-cresol (4,6-Dinitro-2-methylphenol)						--	70 U	--	--	--	--	--
Di-n-octyl phthalate			6200	6200		40.6 U	21 U	43.5 U	42.2 U	147 U	45.6 U	45.1 U
Fluoranthene			1700	2500		**99.5**	--	**604**	**320**	**2520**	**383**	**117**
Fluorene			540	540		20.7 U	--	**33.9 J**	**21.5 J**	73 U	**65.8**	23 U
Hexachlorobenzene			22	70		2.07 U	0.91 U	2.22 U	2.15 U	7.3 U	2.33 U	2.3 U
Hexachlorobutadiene (Hexachloro-1,3-butadiene)			11	120		10.1 U	--	10.8 U	10.5 U	37 U	11.4 U	11.2 U
Hexachlorocyclopentadiene						--	35 U	--	--	--	--	--
Hexachloroethane						--	35 U	--	--	--	--	--
Indeno(1,2,3-c,d)pyrene			600	690		**42.9**	--	**55.7**	**50.1**	**894 J**	**113**	**45.7**
Isophorone						--	35 U	--	--	--	--	--

Table C-9
Sediment Data for Barton St. PS Overflow

					Distance to CSO (ft)	102	124	125	148	154	157	163
					Location ID	CSO-BT-4	BRTCSO97BT106N	CSO-BT-10	CSO-BT-8	CSO11_CSO-BT-6	CSO-BT-6	CSO-BT-7
					Area	CentralBasinPugetSnd	CentralBasinPugetSnd	CentralBasinPugetSnd	CentralBasinPugetSnd	CentralBasinPugetSnd	CentralBasinPugetSnd	CentralBasinPugetSnd
					CSO	Barton St. PS	Barton St. PS	Barton St. PS	Barton St. PS	Barton St. PS	Barton St. PS	Barton St. PS
					Task	BT_KC_2016	BRTCSO97	BT_KC_2016	BT_KC_2016	KC_CSO_2011	BT_KC_2016	BT_KC_2016
					Sample ID	CSO-BT-4	L12044-2	CSO-BT-10	CSO-BT-8	L53963-31	CSO-BT-6	CSO-BT-7
					Sample Date	08/04/2016	10/15/1997	08/04/2016	08/04/2016	08/30/2011	08/04/2016	08/04/2016
					Depth	0 - 10 cm	0 - 2 cm	0 - 10 cm	0 - 10 cm	0 - 10 cm	0 - 10 cm	0 - 10 cm
	SMS_Marine_SCO_SCUMII	SMS_Marine_CSL_SCUMII	AET_Marine_SCO_SCUMII	AET_Marine_CSL_SCUMII								
Naphthalene			2100	2100	--	--	--	--	73 U	--	--
Nitrobenzene					--	35 U	--	--	--	--	--
n-Nitrosodimethylamine					--	140 U	--	--	--	--	--
n-Nitrosodi-n-propylamine					--	35 U	--	--	--	--	--
n-Nitrosodiphenylamine			28	40	--	35 U	--	--	182 U	--	--
Pentachloroanisole					--	--	--	--	--	--	--
Pentachlorophenol	360	690	360	690	--	35 U	--	--	1100 U	--	--
Phenanthrene			1500	1500	**51.8**	--	**414**	**309**	**612**	**551**	**68.2**
Phenol	420	1200	420	1200	101 U	140 U	108 U	105 U	370 U	114 U	112 U
Pyrene			2600	3300	**174**	--	**679**	**422**	**2100**	**447**	**188**
Total Benzofluoranthenes (lab reported total)			3200	3600	--	--	--	--	**2190**	--	--
Total Benzofluoranthenes (b,j,k) (U = 0)			3200	3600	**223**	--	**354**	**275**	--	**651**	**244**
Total cPAH TEQ (7 minimum CAEPA 2005) (U = 0)					**34.8**	--	**64**	**50.8**	**1660 J**	**110 J**	**40**
Total HPAH (SMS) (U = 0)			12000	17000	**725**	--	**2160**	**1400**	**13000 J**	**2230 J**	**830**
Total LPAH (SMS) (U = 0)			5200	5200	**92.5**	--	**544 J**	**398 J**	**940**	**711**	**93 J**
Polycyclic Aromatic Hydrocarbons (mg/kg-OC)											
2-Methylnaphthalene	38	64			--	18 U	--	--	--	--	--
Acenaphthene	16	57			--	4.5 U	--	--	--	--	--
Acenaphthylene	66	66			--	6.8 U	--	--	--	--	--
Anthracene	220	1200			--	**16 J**	--	--	--	--	--
Benzo(a)anthracene	110	270			--	**42 J**	--	--	--	--	--
Benzo(a)pyrene	99	210			--	**42 J**	--	--	--	--	--
Benzo(b)fluoranthene					--	**58 J**	--	--	--	--	--
Benzo(g,h,i)perylene	31	78			--	**19**	--	--	--	--	--
Benzo(k)fluoranthene					--	**24**	--	--	--	--	--
Chrysene	110	460			--	**57.3**	--	--	--	--	--
Dibenzo(a,h)anthracene	12	33			--	18 U	--	--	--	--	--
Dibenzofuran	15	58			--	11 U	--	--	--	--	--
Fluoranthene	160	1200			--	**71 J**	--	--	--	--	--
Fluorene	23	79			--	6.8 UJ	--	--	--	--	--
Indeno(1,2,3-c,d)pyrene	34	88			--	**20**	--	--	--	--	--
Naphthalene	99	170			--	18 UJ	--	--	--	--	--
Phenanthrene	100	480			--	**49 J**	--	--	--	--	--
Pyrene	1000	1400			--	**61 J**	--	--	--	--	--
Total Benzofluoranthenes (b,j,k) (U = 0)	230	450			--	**82 J**	--	--	--	--	--
Total cPAH TEQ (7 minimum CAEPA 2005) (U = 0)					--	**60 J**	--	--	--	--	--
Total HPAH (SMS) (U = 0)	960	5300			--	**400 J**	--	--	--	--	--
Total LPAH (SMS) (U = 0)	370	780			--	**64 J**	--	--	--	--	--
Polycyclic Aromatic Hydrocarbons (µg/kg)											
1-Methylnaphthalene					--	--	--	--	--	--	--
1-Methylphenanthrene					--	--	--	--	--	--	--
2,3,5-Trimethylnaphthalene (1,6,7-Trimethylnaphthalene)					--	--	--	--	--	--	--

Table C-9
Sediment Data for Barton St. PS Overflow

					Distance to CSO (ft)	102	124	125	148	154	157	163
					Location ID	CSO-BT-4	BRTCSO97BT106N	CSO-BT-10	CSO-BT-8	CSO11_CSO-BT-6	CSO-BT-6	CSO-BT-7
					Area	CentralBasinPugetSnd	CentralBasinPugetSnd	CentralBasinPugetSnd	CentralBasinPugetSnd	CentralBasinPugetSnd	CentralBasinPugetSnd	CentralBasinPugetSnd
					CSO	Barton St. PS	Barton St. PS	Barton St. PS	Barton St. PS	Barton St. PS	Barton St. PS	Barton St. PS
					Task	BT_KC_2016	BRTCSO97	BT_KC_2016	BT_KC_2016	KC_CSO_2011	BT_KC_2016	BT_KC_2016
					Sample ID	CSO-BT-4	L12044-2	CSO-BT-10	CSO-BT-8	L53963-31	CSO-BT-6	CSO-BT-7
					Sample Date	08/04/2016	10/15/1997	08/04/2016	08/04/2016	08/30/2011	08/04/2016	08/04/2016
					Depth	0 - 10 cm	0 - 2 cm	0 - 10 cm	0 - 10 cm	0 - 10 cm	0 - 10 cm	0 - 10 cm
	SMS_Marine_SCO_SCUMII	SMS_Marine_CSL_SCUMII	AET_Marine_SCO_SCUMII	AET_Marine_CSL_SCUMII								
2,6-Dimethylnaphthalene					--	--	--	--	--	--	--	--
2-Methylnaphthalene			670	670	--	57 U	--	--	--	--	--	--
Acenaphthene			500	500	--	14 U	--	--	--	--	--	--
Acenaphthylene			1300	1300	--	21 U	--	--	--	--	--	--
Anthracene			960	960	--	**48 J**	--	--	--	--	--	--
Benzo(a)anthracene			1300	1600	--	**130 J**	--	--	--	--	--	--
Benzo(a)pyrene			1600	1600	--	**130 J**	--	--	--	--	--	--
Benzo(b)fluoranthene					--	**180 J**	--	--	--	--	--	--
Benzo(e)pyrene					--	--	--	--	--	--	--	--
Benzo(g,h,i)perylene			670	720	--	**58**	--	--	--	--	--	--
Benzo(k)fluoranthene					--	**74**	--	--	--	--	--	--
Benzothiophene					--	--	--	--	--	--	--	--
Biphenyl (1,1'-Biphenyl)					--	--	--	--	--	--	--	--
Carbazole					--	35 U	--	--	--	--	--	--
Chrysene			1400	2800	--	**177**	--	--	--	--	--	--
Decalin					--	--	--	--	--	--	--	--
Dibenzo(a,h)anthracene			230	230	--	57 U	--	--	--	--	--	--
Dibenzofuran			540	540	--	35 U	--	--	--	--	--	--
Dibenzothiophene					--	--	--	--	--	--	--	--
Fluoranthene			1700	2500	--	**220 J**	--	--	--	--	--	--
Fluorene			540	540	--	21 UJ	--	--	--	--	--	--
Indeno(1,2,3-c,d)pyrene			600	690	--	**60**	--	--	--	--	--	--
Naphthalene			2100	2100	--	57 UJ	--	--	--	--	--	--
Perylene					--	--	--	--	--	--	--	--
Phenanthrene			1500	1500	--	**150 J**	--	--	--	--	--	--
Pyrene			2600	3300	--	**190 J**	--	--	--	--	--	--
Total Benzofluoranthenes (b,j,k) (U = 0)			3200	3600	--	**250 J**	--	--	--	--	--	--
Total cPAH TEQ (7 minimum CAEPA 2005) (U = 0)					--	**180 J**	--	--	--	--	--	--
Total HPAH (SMS) (U = 0)			12000	17000	--	**1200 J**	--	--	--	--	--	--
Total LPAH (SMS) (U = 0)			5200	5200	--	**200 J**	--	--	--	--	--	--
Alkylated Polycyclic Aromatic Hydrocarbons (µg/kg)												
C1-Chrysenes					--	--	--	--	--	--	--	--
C1-Dibenzothiophenes					--	--	--	--	--	--	--	--
C1-Fluoranthenes/Pyrenes					--	--	--	--	--	--	--	--
C1-Fluorenes					--	--	--	--	--	--	--	--
C1-Naphthalenes					--	--	--	--	--	--	--	--
C2-Chrysenes					--	--	--	--	--	--	--	--
C2-Dibenzothiophenes					--	--	--	--	--	--	--	--
C2-Fluorenes					--	--	--	--	--	--	--	--
C2-Phenanthrenes/Anthracenes					--	--	--	--	--	--	--	--
C3-Chrysenes					--	--	--	--	--	--	--	--
C3-Dibenzothiophenes					--	--	--	--	--	--	--	--

Table C-9
Sediment Data for Barton St. PS Overflow

					Distance to CSO (ft)	102	124	125	148	154	157	163
					Location ID	CSO-BT-4	BRTCSO97BT106N	CSO-BT-10	CSO-BT-8	CSO11_CSO-BT-6	CSO-BT-6	CSO-BT-7
					Area	CentralBasinPugetSnd	CentralBasinPugetSnd	CentralBasinPugetSnd	CentralBasinPugetSnd	CentralBasinPugetSnd	CentralBasinPugetSnd	CentralBasinPugetSnd
					CSO	Barton St. PS	Barton St. PS	Barton St. PS	Barton St. PS	Barton St. PS	Barton St. PS	Barton St. PS
					Task	BT_KC_2016	BRTCSO97	BT_KC_2016	BT_KC_2016	KC_CSO_2011	BT_KC_2016	BT_KC_2016
					Sample ID	CSO-BT-4	L12044-2	CSO-BT-10	CSO-BT-8	L53963-31	CSO-BT-6	CSO-BT-7
					Sample Date	08/04/2016	10/15/1997	08/04/2016	08/04/2016	08/30/2011	08/04/2016	08/04/2016
					Depth	0 - 10 cm	0 - 2 cm	0 - 10 cm	0 - 10 cm	0 - 10 cm	0 - 10 cm	0 - 10 cm
	SMS_Marine_SCO_SCUMII	SMS_Marine_CSL_SCUMII	AET_Marine_SCO_SCUMII	AET_Marine_CSL_SCUMII								
C3-Fluorenes						--	--	--	--	--	--	--
C3-Naphthalenes						--	--	--	--	--	--	--
C3-Phenanthrenes/Anthracenes						--	--	--	--	--	--	--
C4-Chrysenes						--	--	--	--	--	--	--
C4-Naphthalenes						--	--	--	--	--	--	--
C4-Phenanthrenes/Anthracenes						--	--	--	--	--	--	--
Pesticides (µg/kg)												
2,4'-DDD (o,p'-DDD)						--	--	--	--	--	--	--
2,4'-DDE (o,p'-DDE)						--	--	--	--	--	--	--
2,4'-DDT (o,p'-DDT)						--	--	--	--	--	--	--
4,4'-DDD (p,p'-DDD)						--	1.7 U	--	--	--	--	--
4,4'-DDE (p,p'-DDE)						--	1.7 UJ	--	--	--	--	--
4,4'-DDT (p,p'-DDT)						--	1.7 U	--	--	--	--	--
Aldrin						--	1.7 U	--	--	--	--	--
Chlordane						--	8.8 U	--	--	--	--	--
Chlordane, alpha- (Chlordane, cis-)						--	--	--	--	--	--	--
Chlordane, beta- (Chlordane, trans-)						--	--	--	--	--	--	--
Chlordane, gamma-						--	--	--	--	--	--	--
Chlorpyrifos						--	--	--	--	--	--	--
Dieldrin						--	1.7 U	--	--	--	--	--
Endosulfan						--	1.7 U	--	--	--	--	--
Endosulfan sulfate						--	1.7 U	--	--	--	--	--
Endosulfan, alpha- (I)						--	--	--	--	--	--	--
Endosulfan, beta (II)						--	--	--	--	--	--	--
Endrin						--	1.7 U	--	--	--	--	--
Endrin aldehyde						--	**R**	--	--	--	--	--
Heptachlor						--	1.7 U	--	--	--	--	--
Heptachlor epoxide						--	1.7 U	--	--	--	--	--
Hexachlorocyclohexane (BHC), alpha-						--	1.7 U	--	--	--	--	--
Hexachlorocyclohexane (BHC), beta-						--	1.7 U	--	--	--	--	--
Hexachlorocyclohexane (BHC), delta-						--	1.7 U	--	--	--	--	--
Hexachlorocyclohexane (BHC), gamma- (Lindane)						--	--	--	--	--	--	--
Hexachlorocyclohexane (tech grade)						--	1.7 U	--	--	--	--	--
Methoxychlor						--	8.8 U	--	--	--	--	--
Mirex						--	--	--	--	--	--	--
Nonachlor, cis-						--	--	--	--	--	--	--
Nonachlor, trans-						--	--	--	--	--	--	--
Oxychlordane						--	--	--	--	--	--	--
Toxaphene						--	17 U	--	--	--	--	--
PCB Aroclors (mg/kg-OC)												
Total PCB Aroclors (SMS Marine 2013) (U = 0)	12	65				**0.457 J**	5.5 UJ	**0.578 J**	**20**	**0.43 J**	**0.161 J**	0.378 U

Table C-9
Sediment Data for Barton St. PS Overflow

					Distance to CSO (ft)	102	124	125	148	154	157	163
					Location ID	CSO-BT-4	BRTCSO97BT106N	CSO-BT-10	CSO-BT-8	CSO11_CSO-BT-6	CSO-BT-6	CSO-BT-7
					Area	CentralBasinPugetSnd	CentralBasinPugetSnd	CentralBasinPugetSnd	CentralBasinPugetSnd	CentralBasinPugetSnd	CentralBasinPugetSnd	CentralBasinPugetSnd
					CSO	Barton St. PS	Barton St. PS	Barton St. PS	Barton St. PS	Barton St. PS	Barton St. PS	Barton St. PS
					Task	BT_KC_2016	BRTCSO97	BT_KC_2016	BT_KC_2016	KC_CSO_2011	BT_KC_2016	BT_KC_2016
					Sample ID	CSO-BT-4	L12044-2	CSO-BT-10	CSO-BT-8	L53963-31	CSO-BT-6	CSO-BT-7
					Sample Date	08/04/2016	10/15/1997	08/04/2016	08/04/2016	08/30/2011	08/04/2016	08/04/2016
					Depth	0 - 10 cm	0 - 2 cm	0 - 10 cm	0 - 10 cm	0 - 10 cm	0 - 10 cm	0 - 10 cm
	SMS_Marine_SCO_SCUMII	SMS_Marine_CSL_SCUMII	AET_Marine_SCO_SCUMII	AET_Marine_CSL_SCUMII								
PCB Aroclors (µg/kg)												
Aroclor 1016						1.01 U	17 U	1.08 U	1.05 U	2.7 U	1.14 U	1.12 U
Aroclor 1221						3.05 U	17 U	3.26 U	3.16 U	5.5 U	3.42 U	3.38 U
Aroclor 1232						3.05 U	17 U	3.26 U	3.16 U	5.5 U	3.42 U	3.38 U
Aroclor 1242						1.01 U	17 U	1.08 U	1.05 U	2.7 U	1.14 U	1.12 U
Aroclor 1248						1.01 U	17 U	1.08 U	1.05 U	2.7 U	1.14 U	1.12 U
Aroclor 1254						**1.95 J**	17 UJ	**3.39 J**	**83.8**	**2.1 J**	**1.64 J**	1.12 U
Aroclor 1260						1.01 U	17 U	1.08 U	**6**	2.7 U	1.14 U	1.12 U
Total PCB Aroclors (SMS Marine 2013) (U = 0)			130	1000		**1.95 J**	17 UJ	**3.39 J**	**90**	**2.1 J**	**1.64 J**	3.38 U
PCB Congeners (ng/kg)												
PCB-005/008						--	--	--	--	--	--	--
PCB-018						--	--	--	--	--	--	--
PCB-028						--	--	--	--	--	--	--
PCB-029						--	--	--	--	--	--	--
PCB-031						--	--	--	--	--	--	--
PCB-044						--	--	--	--	--	--	--
PCB-045						--	--	--	--	--	--	--
PCB-049						--	--	--	--	--	--	--
PCB-052						--	--	--	--	--	--	--
PCB-056/060						--	--	--	--	--	--	--
PCB-061/074						--	--	--	--	--	--	--
PCB-066						--	--	--	--	--	--	--
PCB-070						--	--	--	--	--	--	--
PCB-077/110						--	--	--	--	--	--	--
PCB-087/115						--	--	--	--	--	--	--
PCB-090/101						--	--	--	--	--	--	--
PCB-095						--	--	--	--	--	--	--
PCB-099						--	--	--	--	--	--	--
PCB-105						--	--	--	--	--	--	--
PCB-118						--	--	--	--	--	--	--
PCB-123/149						--	--	--	--	--	--	--
PCB-128						--	--	--	--	--	--	--
PCB-132/153/168						--	--	--	--	--	--	--
PCB-138/160						--	--	--	--	--	--	--
PCB-146						--	--	--	--	--	--	--
PCB-151						--	--	--	--	--	--	--
PCB-156/171/202						--	--	--	--	--	--	--
PCB-158						--	--	--	--	--	--	--
PCB-170/190						--	--	--	--	--	--	--
PCB-174						--	--	--	--	--	--	--
PCB-180						--	--	--	--	--	--	--
PCB-183						--	--	--	--	--	--	--

Table C-9
Sediment Data for Barton St. PS Overflow

					Distance to CSO (ft)	102	124	125	148	154	157	163
					Location ID	CSO-BT-4	BRTCSO97BT106N	CSO-BT-10	CSO-BT-8	CSO11_CSO-BT-6	CSO-BT-6	CSO-BT-7
					Area	CentralBasinPugetSnd	CentralBasinPugetSnd	CentralBasinPugetSnd	CentralBasinPugetSnd	CentralBasinPugetSnd	CentralBasinPugetSnd	CentralBasinPugetSnd
					CSO	Barton St. PS	Barton St. PS	Barton St. PS	Barton St. PS	Barton St. PS	Barton St. PS	Barton St. PS
					Task	BT_KC_2016	BRTCSO97	BT_KC_2016	BT_KC_2016	KC_CSO_2011	BT_KC_2016	BT_KC_2016
					Sample ID	CSO-BT-4	L12044-2	CSO-BT-10	CSO-BT-8	L53963-31	CSO-BT-6	CSO-BT-7
					Sample Date	08/04/2016	10/15/1997	08/04/2016	08/04/2016	08/30/2011	08/04/2016	08/04/2016
					Depth	0 - 10 cm	0 - 2 cm	0 - 10 cm	0 - 10 cm	0 - 10 cm	0 - 10 cm	0 - 10 cm
	SMS_Marine_SCO_SCUMII	SMS_Marine_CSL_SCUMII	AET_Marine_SCO_SCUMII	AET_Marine_CSL_SCUMII								
PCB-187						--	--	--	--	--	--	--
PCB-194						--	--	--	--	--	--	--
PCB-195/208						--	--	--	--	--	--	--
PCB-206						--	--	--	--	--	--	--
PCB-209						--	--	--	--	--	--	--
Polybrominated diphenyl ethers (ng/kg)												
PBDE-028						--	--	--	--	--	--	--
PBDE-066						--	--	--	--	--	--	--
PBDE-085						--	--	--	--	--	--	--
PBDE-138						--	--	--	--	--	--	--
PBDE-153						--	--	--	--	--	--	--
PBDE-183						--	--	--	--	--	--	--
PBDE-190						--	--	--	--	--	--	--
Total Petroleum Hydrocarbons (mg/kg)												
Oil and grease						--	**1430**	--	--	--	--	--
Pharmaceuticals and Personal Care Products (µg/kg)												
Caffeine						--	--	--	--	--	--	--

Table C-9
Sediment Data for Barton St. PS Overflow

					Distance to CSO (ft)	168	205	228	453	625	1001
					Location ID	CSO-BT-9	BRTCSO97BT212S	BRTCSO97BT212N	303D_LSVV01	NOAA-PSSS	BRTCSO97BT1000S
					Area	CentralBasinPugetSnd	CentralBasinPugetSnd	CentralBasinPugetSnd	CentralBasinPugetSnd	CentralBasinPugetSnd	CentralBasinPugetSnd
					CSO	Barton St. PS	Barton St. PS	Barton St. PS	Barton St. PS	Barton St. PS	Barton St. PS
					Task	BT_KC_2016	BRTCSO97	BRTCSO97	KCmar_2008a	NOAA-Mussel-1986-08	BRTCSO97
					Sample ID	CSO-BT-9	L12044-5	L12044-1	L43060-12	MW2006PSSSSED	L12044-6
					Sample Date	08/04/2016	10/15/1997	10/15/1997	06/25/2007	03/19/2006	10/15/1997
					Depth	0 - 10 cm	0 - 2 cm	0 - 2 cm	0 - 2 cm	0 - 30 cm	0 - 2 cm
	SMS_Marine_SCO_SCUMII	SMS_Marine_CSL_SCUMII	AET_Marine_SCO_SCUMII	AET_Marine_CSL_SCUMII							
Conventional Parameters (mg/kg)											
Ammonia						--	**2.06**	**18.7**	--	--	**23**
Ammonia as nitrogen						--	--	--	**1.53955**	--	--
Sulfide						--	**11.7**	**23.9**	1.502 U	--	**23.2**
Conventional Parameters (pct)											
Moisture (water) content						--	--	--	--	**28.21**	--
Total carbon						--	--	--	--	**0.07**	--
Total organic carbon						**0.485**	**0.0274**	**0.309**	**0.104389**	**0.13**	**0.143**
Total solids						**75.7**	**93.8**	**75.3**	**75.1**	**78**	**77.7**
Total volatile solids						--	**0.57**	**1.38**	--	--	**1.04**
Grain Size (pct)											
Pebble						--	--	--	**0.2253 J**	--	--
Gravel						**5.4**	**48**	**1.7**	--	**2.03**	**18**
Granule (very fine gravel)						--	--	--	0.751 U	--	--
Sand						**91.7**	**43**	**96**	--	**93.25**	**76**
Sand, very coarse						--	--	--	**0.3755 J**	--	--
Sand, coarse						--	--	--	**0.3755 J**	--	--
Sand, medium						--	--	--	**5.257**	--	--
Sand, fine						--	--	--	**26.9609**	--	--
Sand, very fine						--	--	--	**35.7476**	--	--
Silt						**1.3 J**	0.1 U	0.1 U	--	**4.44**	0.1 U
Silt, coarse						--	--	--	**2.6285**	--	--
Silt, medium						--	--	--	**0.8261**	--	--
Silt, fine						--	--	--	0.751 U	--	--
Silt, very fine						--	--	--	0.751 U	--	--
Clay						**1.9 J**	0.1 U	0.1 U	--	**0.28**	0.1 U
Clay, coarse						--	--	--	**0.4506 J**	--	--
Clay, medium						--	--	--	**0.4506 J**	--	--
Clay, fine						--	--	--	**1.2767**	--	--
Metals (mg/kg)											
Aluminum						--	**7540 J**	**8130 J**	**3206.77**	**62700**	**8800 J**
Antimony						--	1.6 UJ	**2.1**	2.80123 UJ	--	1.9 UJ
Arsenic	57	93	57	93		**3.7 J**	**4.7**	**4.2**	**1.2767 J**	**5.63**	**4.2**
Barium						--	**12**	**15**	--	--	**13.4**
Beryllium						--	**0.084**	**0.088**	--	--	**0.1**
Cadmium	5.1	6.7	5.1	6.7		**0.19**	0.16 U	0.2 U	0.373247 U	**0.0816**	0.19 U
Chromium	260	270	260	270		**24.7**	**12.5**	**22.7**	**9.6879**	**54.8**	**17.4**
Copper	390	390	390	390		--	**5.8 J**	**6.6 J**	**2.39569**	**7.24**	**6.98 J**
Iron						--	**11400**	**11900**	**4994.15**	**22800**	**13000**
Lead	450	530	450	530		**13.5**	**3.1**	**6.8**	**3.755 J**	**10.6**	**4.8**
Magnesium						--	**4380**	**5590**	--	--	**5420**
Manganese						--	**174**	**216**	**108.895**	**645**	**233**

Table C-9
Sediment Data for Barton St. PS Overflow

					Distance to CSO (ft)	168	205	228	453	625	1001
					Location ID	CSO-BT-9	BRTCSO97BT212S	BRTCSO97BT212N	303D_LSVV01	NOAA-PSSS	BRTCSO97BT1000S
					Area	CentralBasinPugetSnd	CentralBasinPugetSnd	CentralBasinPugetSnd	CentralBasinPugetSnd	CentralBasinPugetSnd	CentralBasinPugetSnd
					CSO	Barton St. PS	Barton St. PS	Barton St. PS	Barton St. PS	Barton St. PS	Barton St. PS
					Task	BT_KC_2016	BRTCSO97	BRTCSO97	KCmar_2008a	NOAA-Mussel-1986-08	BRTCSO97
					Sample ID	CSO-BT-9	L12044-5	L12044-1	L43060-12	MW2006PSSSSED	L12044-6
					Sample Date	08/04/2016	10/15/1997	10/15/1997	06/25/2007	03/19/2006	10/15/1997
					Depth	0 - 10 cm	0 - 2 cm	0 - 2 cm	0 - 2 cm	0 - 30 cm	0 - 2 cm
	SMS_Marine_SCO_SCUMII	SMS_Marine_CSL_SCUMII	AET_Marine_SCO_SCUMII	AET_Marine_CSL_SCUMII							
Mercury	0.41	0.59	0.41	0.59	**0.0251 J**	0.02 U	**0.11**	**0.00751 J**	**0.016**	0.023 U
Molybdenum					--	1.1 U	1.3 U	--	--	1.3 U
Nickel					--	**15.5**	**21.5**	**8.1859**	**25.4**	**21.5**
Potassium					--	**566**	**879**	--	--	**851**
Selenium					--	2.8 U	3.3 U	--	**0.112**	3.2 U
Silver	6.1	6.1	6.1	6.1	**0.0198 J**	0.22 U	0.27 U	0.747245 U	--	0.26 U
Sodium					--	**1300 J**	**3700 J**	--	--	**2900 J**
Thallium					--	11 U	13 U	--	--	13 U
Tin					--	--	--	3.73247 U	**0.679**	--
Zinc	410	960	410	960	**27.7**	**25.6**	**28.4**	**11.4903**	**39.3**	**26.5**
Organometallic Compounds (µg/kg)										
Butyltin (n-Butyltin)					--	1.8 UJ	2.3 UJ	--	**0.27 J**	2.2 UJ
Dibutyltin					--	0.37 UJ	0.46 UJ	--	**0.18 J**	0.45 UJ
Tetrabutyltin					--	0.43 UJ	0.53 U	--	0.49 U	0.51 U
Tributyltin					--	0.22 UJ	0.28 UJ	--	0.56 U	**1.9 J**
Volatile Organics (mg/kg-OC)										
Hexachlorobutadiene (Hexachloro-1,3-butadiene)	3.9	6.2			--	110 U	12 U	--	--	24 U
Volatile Organics (µg/kg)										
1,2,3,4-Tetrachlorobenzene					--	--	--	--	0.08 U	--
4-Nonylphenol					--	--	--	7.51 U	--	--
Hexachlorobutadiene (Hexachloro-1,3-butadiene)			11	120	--	29 U	36 U	--	--	35 U
Pentachlorobenzene					--	--	--	--	0.07 U	--
Semivolatile Organics (mg/kg-OC)										
1,2,4-Trichlorobenzene	0.81	1.8			0.464 U	2.7 U	0.3 U	0.1439 U	--	0.62 U
1,2-Dichlorobenzene	2.3	2.3			4.56 U	2.7 U	0.3 U	0.2878 U	--	0.62 U
1,4-Dichlorobenzene	3.1	9			6.8 U	2.7 U	0.3 U	0.2878 U	--	0.62 U
2-Methylnaphthalene	38	64			--	--	--	2.878 U	--	--
Acenaphthene	16	57			--	--	--	**1.5827 J**	--	--
Acenaphthylene	66	66			--	--	--	2.878 U	--	--
Anthracene	220	1200			**6.54 J**	--	--	**4.6043**	--	--
Benzo(a)anthracene	110	270			**20.6**	--	--	**8.777**	--	--
Benzo(a)pyrene	99	210			--	--	--	**9.78417**	--	--
Benzo(b)fluoranthene					--	--	--	**8.4173**	--	--
Benzo(b,j,k)fluoranthenes					**44.7**	--	--	--	--	--
Benzo(g,h,i)perylene	31	78			--	--	--	**4.15827**	--	--
Benzo(k)fluoranthene					--	--	--	**9.85612**	--	--
bis(2-Ethylhexyl)phthalate	47	78			8.99 U	62 U	6.8 U	**10.7194**	--	15 U
Butylbenzyl phthalate	4.9	64			6.8 U	62 U	**36.9**	**7.9856**	--	15 U
Chrysene	110	460			**31.5**	--	--	**10**	--	--
Dibenzo(a,h)anthracene	12	33			4.64 U	--	--	**1.7266 J**	--	--
Dibenzofuran	15	58			4.64 U	--	--	2.878 U	--	--
Diethyl phthalate	61	110			8.99 U	110 U	12 U	5.755 U	--	24 U

Table C-9
Sediment Data for Barton St. PS Overflow

					Distance to CSO (ft)	168	205	228	453	625	1001
					Location ID	CSO-BT-9	BRTCSO97BT212S	BRTCSO97BT212N	303D_LSVV01	NOAA-PSSS	BRTCSO97BT1000S
					Area	CentralBasinPugetSnd	CentralBasinPugetSnd	CentralBasinPugetSnd	CentralBasinPugetSnd	CentralBasinPugetSnd	CentralBasinPugetSnd
					CSO	Barton St. PS	Barton St. PS	Barton St. PS	Barton St. PS	Barton St. PS	Barton St. PS
					Task	BT_KC_2016	BRTCSO97	BRTCSO97	KCmar_2008a	NOAA-Mussel-1986-08	BRTCSO97
					Sample ID	CSO-BT-9	L12044-5	L12044-1	L43060-12	MW2006PSSSSED	L12044-6
					Sample Date	08/04/2016	10/15/1997	10/15/1997	06/25/2007	03/19/2006	10/15/1997
					Depth	0 - 10 cm	0 - 2 cm	0 - 2 cm	0 - 2 cm	0 - 30 cm	0 - 2 cm
	SMS_Marine_SCO_SCUMII	SMS_Marine_CSL_SCUMII	AET_Marine_SCO_SCUMII	AET_Marine_CSL_SCUMII							
Dimethyl phthalate	53	53			9.1 U	44 U	4.9 U	5.755 U	--	9.8 U
Di-n-butyl phthalate	220	1700			8.99 U	110 U	12 U	**4.5324 J**	--	24 U
Di-n-octyl phthalate	58	4500			9.1 U	62 U	6.8 U	5.755 U	--	15 U
Fluoranthene	160	1200			**36.3**	--	--	**16.4029**	--	--
Fluorene	23	79			4.64 U	--	--	**2.0144 J**	--	--
Hexachlorobenzene	0.38	2.3			0.464 U	2.7 U	0.3 U	0.1439 U	0.05 U	0.62 U
Hexachlorobutadiene (Hexachloro-1,3-butadiene)	3.9	6.2			2.3 U	--	--	0.719 U	--	--
Indeno(1,2,3-c,d)pyrene	34	88			**5.71 J**	--	--	**4.90647**	--	--
Naphthalene	99	170			--	--	--	2.878 U	--	--
n-Nitrosodiphenylamine	11	11			--	110 U	12 U	5.755 U	--	24 U
Phenanthrene	100	480			**21**	--	--	**13.5971**	--	--
Pyrene	1000	1400			**46.4**	--	--	**16.4748**	--	--
Total Benzofluoranthenes (lab reported total)	230	450			--	--	--	--	--	--
Total Benzofluoranthenes (b,j,k) (U = 0)	230	450			**44.7**	--	--	**18.273**	--	--
Total cPAH TEQ (7 minimum CAEPA 2005) (U = 0)					**7.42 J**	--	--	**13.253 J**	--	--
Total HPAH (SMS) (U = 0)	960	5300			**185 J**	--	--	**90.504 J**	--	--
Total LPAH (SMS) (U = 0)	370	780			**27.6 J**	--	--	**21.8 J**	--	--
Semivolatile Organics (µg/kg)										
1,2,4,5-Tetrachlorobenzene					--	--	--	--	0.06 U	--
1,2,4-Trichlorobenzene			31	51	2.25 U	0.74 U	0.92 U	0.1502 U	--	0.89 U
1,2-Dichlorobenzene			35	50	22.1 U	0.74 U	0.92 U	0.3004 U	--	0.89 U
1,2-Diphenylhydrazine					--	57 U	70 U	--	--	68 U
1,3-Dichlorobenzene					--	0.74 U	0.92 U	0.3004 U	--	0.89 U
1,4-Dichlorobenzene			110	110	33 U	0.74 U	0.92 U	0.3004 U	--	0.89 U
2,2'-Oxybis (1-chloropropane)					--	57 U	70 U	--	--	68 U
2,4,5-Trichlorophenol					--	120 U	150 U	--	--	140 U
2,4,6-Trichlorophenol					--	120 U	150 U	--	--	140 U
2,4-Dichlorophenol					--	29 U	36 U	--	--	35 U
2,4-Dimethylphenol	29	29	29	29	--	29 UJ	36 UJ	1.502 U	--	35 UJ
2,4-Dinitrophenol					--	57 UJ	70 UJ	--	--	68 UJ
2,4-Dinitrotoluene					--	12 U	15 U	--	--	14 U
2,6-Dinitrotoluene					--	12 U	15 U	--	--	14 U
2-Chloronaphthalene					--	17 U	21 U	--	--	21 U
2-Chlorophenol					--	57 U	70 U	--	--	68 U
2-Methylnaphthalene			670	670	--	--	--	3.004 U	--	--
2-Methylphenol (o-Cresol)	63	63	63	63	--	29 U	36 U	**16.1465**	--	35 U
2-Nitroaniline					--	120 U	150 U	--	--	140 U
2-Nitrophenol					--	29 U	36 U	--	--	35 U
3,3'-Dichlorobenzidine					--	29 UJ	36 UJ	--	--	35 UJ
3-Nitroaniline					--	120 U	150 U	--	--	140 U
4-Bromophenyl-phenyl ether					--	12 U	15 U	--	--	14 U

Table C-9
Sediment Data for Barton St. PS Overflow

					Distance to CSO (ft)	168	205	228	453	625	1001
					Location ID	CSO-BT-9	BRTCSO97BT212S	BRTCSO97BT212N	303D_LSVV01	NOAA-PSSS	BRTCSO97BT1000S
					Area	CentralBasinPugetSnd	CentralBasinPugetSnd	CentralBasinPugetSnd	CentralBasinPugetSnd	CentralBasinPugetSnd	CentralBasinPugetSnd
					CSO	Barton St. PS	Barton St. PS	Barton St. PS	Barton St. PS	Barton St. PS	Barton St. PS
					Task	BT_KC_2016	BRTCSO97	BRTCSO97	KCmar_2008a	NOAA-Mussel-1986-08	BRTCSO97
					Sample ID	CSO-BT-9	L12044-5	L12044-1	L43060-12	MW2006PSSSSED	L12044-6
					Sample Date	08/04/2016	10/15/1997	10/15/1997	06/25/2007	03/19/2006	10/15/1997
					Depth	0 - 10 cm	0 - 2 cm	0 - 2 cm	0 - 2 cm	0 - 30 cm	0 - 2 cm
	SMS_Marine_SCO_SCUMII	SMS_Marine_CSL_SCUMII	AET_Marine_SCO_SCUMII	AET_Marine_CSL_SCUMII							
4-Chloro-3-methylphenol					--	57 U	70 U	--	--	68 U	
4-Chloroaniline					--	57 UJ	70 UJ	--	--	68 UJ	
4-Chlorophenyl phenyl ether					--	17 U	21 U	--	--	21 U	
4-Methylphenol (p-Cresol)	670	670	670	670	--	29 U	36 U	6.008 U	--	35 U	
4-Nitroaniline					--	120 U	150 U	--	--	140 U	
4-Nitrophenol					--	57 U	70 U	--	--	68 U	
Acenaphthene			500	500	--	--	--	**1.6522 J**	--	--	
Acenaphthylene			1300	1300	--	--	--	3.004 U	--	--	
Aniline					--	57 UJ	70 UJ	--	--	68 UJ	
Anthracene			960	960	**31.7 J**	--	--	**4.8064**	--	--	
Benzidine					--	**R**	**R**	--	--	**R**	
Benzo(a)anthracene			1300	1600	**99.9**	--	--	**9.1622**	--	--	
Benzo(a)pyrene			1600	1600	--	--	--	**10.2136**	--	--	
Benzo(b)fluoranthene					--	--	--	**8.7867**	--	--	
Benzo(b,j,k)fluoranthenes					**217**	--	--	--	--	--	
Benzo(g,h,i)perylene			670	720	--	--	--	**4.34078**	--	--	
Benzo(k)fluoranthene					--	--	--	**10.2887**	--	--	
Benzoic acid	650	650	650	650	440 U	**R**	**R**	**168.975**	--	**R**	
Benzyl alcohol	57	73	57	73	55.1 U	29 U	36 U	3.004 U	--	35 U	
bis(2-Chloroethoxy)methane					--	29 U	36 U	--	--	35 U	
bis(2-Chloroethyl)ether					--	17 U	21 U	--	--	21 U	
bis(2-Ethylhexyl)phthalate			1300	3100	43.6 U	17 U	21 U	**11.1899**	--	21 U	
Butylbenzyl phthalate			63	900	33 U	17 U	**114**	**8.3361**	--	21 U	
Carbazole					22.5 U	--	--	**2.0277 J**	--	--	
Chrysene			1400	2800	**153**	--	--	**10.4389**	--	--	
Coprostanol (Cholestan-3-ol (3B, 5B))					--	290 U	360 U	60.08 U	--	350 U	
Dibenzo(a,h)anthracene			230	230	22.5 U	--	--	**1.8024 J**	--	--	
Dibenzofuran			540	540	22.5 U	--	--	3.004 U	--	--	
Diethyl phthalate			200	1200	43.6 U	29 U	36 U	6.008 U	--	35 U	
Dimethyl phthalate			71	160	44 U	12 U	15 U	6.008 U	--	14 U	
Di-n-butyl phthalate			1400	1400	43.6 U	29 U	36 U	**4.7313 J**	--	35 U	
Dinitro-o-cresol (4,6-Dinitro-2-methylphenol)					--	57 U	70 U	--	--	68 U	
Di-n-octyl phthalate			6200	6200	44 U	17 U	21 U	6.008 U	--	21 U	
Fluoranthene			1700	2500	**176**	--	--	**17.1228**	--	--	
Fluorene			540	540	22.5 U	--	--	**2.1028 J**	--	--	
Hexachlorobenzene			22	70	2.25 U	0.74 U	0.92 U	0.1502 U	0.07 U	0.89 U	
Hexachlorobutadiene (Hexachloro-1,3-butadiene)			11	120	11 U	--	--	0.751 U	--	--	
Hexachlorocyclopentadiene					--	29 U	36 U	--	--	35 U	
Hexachloroethane					--	29 U	36 U	1.502 U	--	35 U	
Indeno(1,2,3-c,d)pyrene			600	690	**27.7 J**	--	--	**5.12182**	--	--	
Isophorone					--	29 U	36 U	--	--	35 U	

Table C-9
Sediment Data for Barton St. PS Overflow

					Distance to CSO (ft)	168	205	228	453	625	1001
					Location ID	CSO-BT-9	BRTCSO97BT212S	BRTCSO97BT212N	303D_LSVV01	NOAA-PSSS	BRTCSO97BT1000S
					Area	CentralBasinPugetSnd	CentralBasinPugetSnd	CentralBasinPugetSnd	CentralBasinPugetSnd	CentralBasinPugetSnd	CentralBasinPugetSnd
					CSO	Barton St. PS	Barton St. PS	Barton St. PS	Barton St. PS	Barton St. PS	Barton St. PS
					Task	BT_KC_2016	BRTCSO97	BRTCSO97	KCmar_2008a	NOAA-Mussel-1986-08	BRTCSO97
					Sample ID	CSO-BT-9	L12044-5	L12044-1	L43060-12	MW2006PSSSSED	L12044-6
					Sample Date	08/04/2016	10/15/1997	10/15/1997	06/25/2007	03/19/2006	10/15/1997
					Depth	0 - 10 cm	0 - 2 cm	0 - 2 cm	0 - 2 cm	0 - 30 cm	0 - 2 cm
	SMS_Marine_SCO_SCUMII	SMS_Marine_CSL_SCUMII	AET_Marine_SCO_SCUMII	AET_Marine_CSL_SCUMII							
Naphthalene			2100	2100	--	--	--	3.004 U	--	--
Nitrobenzene					--	29 U	36 U	--	--	35 U
n-Nitrosodimethylamine					--	120 U	150 U	--	--	140 U
n-Nitrosodi-n-propylamine					--	29 U	36 U	--	--	35 U
n-Nitrosodiphenylamine			28	40	--	29 U	36 U	6.008 U	--	35 U
Pentachloroanisole					--	--	--	--	**0.01 J**	--
Pentachlorophenol	360	690	360	690	--	29 U	36 U	15.02 U	--	35 U
Phenanthrene			1500	1500	**102**	--	--	**14.1939**	--	--
Phenol	420	1200	420	1200	110 U	120 U	150 U	6.008 U	--	140 U
Pyrene			2600	3300	**225**	--	--	**17.1979**	--	--
Total Benzofluoranthenes (lab reported total)			3200	3600	--	--	--	--	--	--
Total Benzofluoranthenes (b,j,k) (U = 0)			3200	3600	**217**	--	--	**19.075**	--	--
Total cPAH TEQ (7 minimum CAEPA 2005) (U = 0)					**36 J**	--	--	**13.834 J**	--	--
Total HPAH (SMS) (U = 0)			12000	17000	**899 J**	--	--	**94.476 J**	--	--
Total LPAH (SMS) (U = 0)			5200	5200	**134 J**	--	--	**22.76 J**	--	--
Polycyclic Aromatic Hydrocarbons (mg/kg-OC)										
2-Methylnaphthalene	38	64			--	170 U	18 U	--	**0.85**	38 U
Acenaphthene	16	57			--	44 U	**14.9**	--	**0.2**	9.8 U
Acenaphthylene	66	66			--	62 U	6.8 U	--	**0.5**	15 U
Anthracene	220	1200			--	62 UJ	**32 J**	--	**1.8**	15 UJ
Benzo(a)anthracene	110	270			--	62 UJ	**52 J**	--	**4.7**	**25 J**
Benzo(a)pyrene	99	210			--	110 UJ	**49 J**	--	**5.9**	24 UJ
Benzo(b)fluoranthene					--	170 UJ	**58 J**	--	**9.2**	38 UJ
Benzo(g,h,i)perylene	31	78			--	110 UJ	**30 J**	--	**4.2**	24 UJ
Benzo(k)fluoranthene					--	170 UJ	**28**	--	**3.7**	38 UJ
Chrysene	110	460			--	62 U	**73.8**	--	**9.5**	**31**
Dibenzo(a,h)anthracene	12	33			--	170 U	18 U	--	**0.8**	38 U
Dibenzofuran	15	58			--	110 U	12 U	--	**0.5**	24 U
Fluoranthene	160	1200			--	**130 J**	**110 J**	--	**5.2**	**22**
Fluorene	23	79			--	62 UJ	**13 J**	--	**0.6**	15 UJ
Indeno(1,2,3-c,d)pyrene	34	88			--	110 UJ	**27 J**	--	**4.4**	24 UJ
Naphthalene	99	170			--	170 UJ	18 UJ	--	**0.8**	38 UJ
Phenanthrene	100	480			--	62 UJ	**100 J**	--	**5**	**17**
Pyrene	1000	1400			--	**80**	**110 J**	--	**4.9**	**17**
Total Benzofluoranthenes (b,j,k) (U = 0)	230	450			--	170 UJ	**86 J**	--	**13**	38 UJ
Total cPAH TEQ (7 minimum CAEPA 2005) (U = 0)					--	110 UJ	**66 J**	--	**8**	**2.8 J**
Total HPAH (SMS) (U = 0)	960	5300			--	**210 J**	**500 J**	--	**50**	**95 J**
Total LPAH (SMS) (U = 0)	370	780			--	170 UJ	**160 J**	--	**9**	**17 J**
Polycyclic Aromatic Hydrocarbons (µg/kg)										
1-Methylnaphthalene					--	--	--	--	**0.8**	--
1-Methylphenanthrene					--	--	--	--	**1.2**	--
2,3,5-Trimethylnaphthalene (1,6,7-Trimethylnaphthalene)					--	--	--	--	**0.4**	--

Table C-9
Sediment Data for Barton St. PS Overflow

					Distance to CSO (ft)	168	205	228	453	625	1001
					Location ID	CSO-BT-9	BRTCSO97BT212S	BRTCSO97BT212N	303D_LSVV01	NOAA-PSSS	BRTCSO97BT1000S
					Area	CentralBasinPugetSnd	CentralBasinPugetSnd	CentralBasinPugetSnd	CentralBasinPugetSnd	CentralBasinPugetSnd	CentralBasinPugetSnd
					CSO	Barton St. PS	Barton St. PS	Barton St. PS	Barton St. PS	Barton St. PS	Barton St. PS
					Task	BT_KC_2016	BRTCSO97	BRTCSO97	KCmar_2008a	NOAA-Mussel-1986-08	BRTCSO97
					Sample ID	CSO-BT-9	L12044-5	L12044-1	L43060-12	MW2006PSSSSED	L12044-6
					Sample Date	08/04/2016	10/15/1997	10/15/1997	06/25/2007	03/19/2006	10/15/1997
					Depth	0 - 10 cm	0 - 2 cm	0 - 2 cm	0 - 2 cm	0 - 30 cm	0 - 2 cm
	SMS_Marine_SCO_SCUMII	SMS_Marine_CSL_SCUMII	AET_Marine_SCO_SCUMII	AET_Marine_CSL_SCUMII							
2,6-Dimethylnaphthalene					--	--	--	--	**1.3**	--
2-Methylnaphthalene			670	670	--	46 U	57 U	--	**1.1**	55 U
Acenaphthene			500	500	--	12 U	**45.9**	--	**0.2**	14 U
Acenaphthylene			1300	1300	--	17 U	21 U	--	**0.6**	21 U
Anthracene			960	960	--	17 UJ	**99 J**	--	**2.4**	21 UJ
Benzo(a)anthracene			1300	1600	--	17 UJ	**160 J**	--	**6.1**	**36 J**
Benzo(a)pyrene			1600	1600	--	29 UJ	**150 J**	--	**7.7**	35 UJ
Benzo(b)fluoranthene					--	46 UJ	**180 J**	--	**11.9**	55 UJ
Benzo(e)pyrene					--	--	--	--	**7.5**	--
Benzo(g,h,i)perylene			670	720	--	29 UJ	**80 J**	--	**5.4**	35 UJ
Benzo(k)fluoranthene					--	46 UJ	**85**	--	**4.8**	55 UJ
Benzothiophene					--	--	--	--	0.17 U	--
Biphenyl (1,1'-Biphenyl)					--	--	--	--	**0.3**	--
Carbazole					--	29 U	36 U	--	--	35 U
Chrysene			1400	2800	--	17 U	**228**	--	**12.4**	**45**
Decalin					--	--	--	--	0.17 U	--
Dibenzo(a,h)anthracene			230	230	--	46 U	57 U	--	**1**	55 U
Dibenzofuran			540	540	--	29 U	36 U	--	**0.7**	35 U
Dibenzothiophene					--	--	--	--	**3.5**	--
Fluoranthene			1700	2500	--	**36 J**	**340 J**	--	**6.8**	**31**
Fluorene			540	540	--	17 UJ	**41 J**	--	**0.8**	21 UJ
Indeno(1,2,3-c,d)pyrene			600	690	--	29 UJ	**83 J**	--	**5.7**	35 UJ
Naphthalene			2100	2100	--	46 UJ	57 UJ	--	**1**	55 UJ
Perylene					--	--	--	--	**5.4**	--
Phenanthrene			1500	1500	--	17 UJ	**310 J**	--	**6.5**	**24**
Pyrene			2600	3300	--	**22**	**330 J**	--	**6.4**	**24**
Total Benzofluoranthenes (b,j,k) (U = 0)			3200	3600	--	46 UJ	**270 J**	--	**17**	55 UJ
Total cPAH TEQ (7 minimum CAEPA 2005) (U = 0)					--	29 UJ	**200 J**	--	**11**	**4.1 J**
Total HPAH (SMS) (U = 0)			12000	17000	--	**58 J**	**1600 J**	--	**68**	**140 J**
Total LPAH (SMS) (U = 0)			5200	5200	--	46 UJ	**500 J**	--	**12**	**24 J**
Alkylated Polycyclic Aromatic Hydrocarbons (µg/kg)										
C1-Chrysenes					--	--	--	--	**4.2**	--
C1-Dibenzothiophenes					--	--	--	--	**1.7**	--
C1-Fluoranthenes/Pyrenes					--	--	--	--	**5.3**	--
C1-Fluorenes					--	--	--	--	**0.9**	--
C1-Naphthalenes					--	--	--	--	**1.2**	--
C2-Chrysenes					--	--	--	--	**2.7**	--
C2-Dibenzothiophenes					--	--	--	--	**1.5**	--
C2-Fluorenes					--	--	--	--	**2.8**	--
C2-Phenanthrenes/Anthracenes					--	--	--	--	**4.7**	--
C3-Chrysenes					--	--	--	--	0.35 U	--
C3-Dibenzothiophenes					--	--	--	--	**1**	--

Table C-9
Sediment Data for Barton St. PS Overflow

					Distance to CSO (ft)	168	205	228	453	625	1001
					Location ID	CSO-BT-9	BRTCSO97BT212S	BRTCSO97BT212N	303D_LSVV01	NOAA-PSSS	BRTCSO97BT1000S
					Area	CentralBasinPugetSnd	CentralBasinPugetSnd	CentralBasinPugetSnd	CentralBasinPugetSnd	CentralBasinPugetSnd	CentralBasinPugetSnd
					CSO	Barton St. PS	Barton St. PS	Barton St. PS	Barton St. PS	Barton St. PS	Barton St. PS
					Task	BT_KC_2016	BRTCSO97	BRTCSO97	KCmar_2008a	NOAA-Mussel-1986-08	BRTCSO97
					Sample ID	CSO-BT-9	L12044-5	L12044-1	L43060-12	MW2006PSSSSED	L12044-6
					Sample Date	08/04/2016	10/15/1997	10/15/1997	06/25/2007	03/19/2006	10/15/1997
					Depth	0 - 10 cm	0 - 2 cm	0 - 2 cm	0 - 2 cm	0 - 30 cm	0 - 2 cm
	SMS_Marine_SCO_SCUMII	SMS_Marine_CSL_SCUMII	AET_Marine_SCO_SCUMII	AET_Marine_CSL_SCUMII							
C3-Fluorenes					--	--	--	--	0.39 U	--
C3-Naphthalenes					--	--	--	--	**3.6**	--
C3-Phenanthrenes/Anthracenes					--	--	--	--	**4.2**	--
C4-Chrysenes					--	--	--	--	0.35 U	--
C4-Naphthalenes					--	--	--	--	**2.8**	--
C4-Phenanthrenes/Anthracenes					--	--	--	--	0.29 U	--
Pesticides (µg/kg)										
2,4'-DDD (o,p'-DDD)					--	--	--	--	**0.06**	--
2,4'-DDE (o,p'-DDE)					--	--	--	--	**0.01 J**	--
2,4'-DDT (o,p'-DDT)					--	--	--	--	0.04 U	--
4,4'-DDD (p,p'-DDD)					--	1.4 U	1.7 U	0.99883 U	0.06 U	1.7 U
4,4'-DDE (p,p'-DDE)					--	1.4 UJ	1.7 UJ	0.99883 U	**0.02 J**	1.7 UJ
4,4'-DDT (p,p'-DDT)					--	1.4 U	1.7 U	0.99883 U	**0.01 J**	1.7 U
Aldrin					--	1.4 U	1.7 U	0.99883 U	0.05 U	1.7 U
Chlordane					--	7.1 U	8.9 U	--	--	8.6 U
Chlordane, alpha- (Chlordane, cis-)					--	--	--	0.500917 U	0.04 U	--
Chlordane, beta- (Chlordane, trans-)					--	--	--	0.500917 U	--	--
Chlordane, gamma-					--	--	--	--	0.05 U	--
Chlorpyrifos					--	--	--	--	0.13 U	--
Dieldrin					--	1.4 U	1.7 U	0.99883 U	0.07 U	1.7 U
Endosulfan					--	1.4 U	1.7 U	--	--	1.7 U
Endosulfan sulfate					--	1.4 U	1.7 U	0.99883 U	0.06 U	1.7 U
Endosulfan, alpha- (I)					--	--	--	0.99883 U	0.1 U	--
Endosulfan, beta (II)					--	--	--	0.99883 U	0.13 U	--
Endrin					--	1.4 U	1.7 U	0.99883 U	0.19 U	1.7 U
Endrin aldehyde					--	**R**	**R**	0.99883 U	--	**R**
Heptachlor					--	1.4 U	1.7 U	0.500917 U	0.06 U	1.7 U
Heptachlor epoxide					--	1.4 U	1.7 U	0.500917 U	0.08 U	1.7 U
Hexachlorocyclohexane (BHC), alpha-					--	1.4 U	1.7 U	0.500917 U	0.09 U	1.7 U
Hexachlorocyclohexane (BHC), beta-					--	1.4 U	1.7 U	0.500917 U	0.07 U	1.7 U
Hexachlorocyclohexane (BHC), delta-					--	1.4 U	1.7 U	0.500917 U	0.04 U	1.7 U
Hexachlorocyclohexane (BHC), gamma- (Lindane)					--	--	--	0.500917 U	0.04 U	--
Hexachlorocyclohexane (tech grade)					--	1.4 U	1.7 U	--	--	1.7 U
Methoxychlor					--	7.1 U	8.9 U	5.00917 U	--	8.6 U
Mirex					--	--	--	--	0.07 U	--
Nonachlor, cis-					--	--	--	--	0.05 U	--
Nonachlor, trans-					--	--	--	--	0.05 U	--
Oxychlordane					--	--	--	--	**0.08 J**	--
Toxaphene					--	14 U	17 U	9.9883 U	--	17 U
PCB Aroclors (mg/kg-OC)										
Total PCB Aroclors (SMS Marine 2013) (U = 0)	12	65			0.68 U	51 UJ	5.5 UJ	2.39568 U	--	12 UJ

Table C-9
Sediment Data for Barton St. PS Overflow

					Distance to CSO (ft)	168	205	228	453	625	1001
					Location ID	CSO-BT-9	BRTCSO97BT212S	BRTCSO97BT212N	303D_LSVV01	NOAA-PSSS	BRTCSO97BT1000S
					Area	CentralBasinPugetSnd	CentralBasinPugetSnd	CentralBasinPugetSnd	CentralBasinPugetSnd	CentralBasinPugetSnd	CentralBasinPugetSnd
					CSO	Barton St. PS	Barton St. PS	Barton St. PS	Barton St. PS	Barton St. PS	Barton St. PS
					Task	BT_KC_2016	BRTCSO97	BRTCSO97	KCmar_2008a	NOAA-Mussel-1986-08	BRTCSO97
					Sample ID	CSO-BT-9	L12044-5	L12044-1	L43060-12	MW2006PSSSSED	L12044-6
					Sample Date	08/04/2016	10/15/1997	10/15/1997	06/25/2007	03/19/2006	10/15/1997
					Depth	0 - 10 cm	0 - 2 cm	0 - 2 cm	0 - 2 cm	0 - 30 cm	0 - 2 cm
	SMS_Marine_SCO_SCUMII	SMS_Marine_CSL_SCUMII	AET_Marine_SCO_SCUMII	AET_Marine_CSL_SCUMII							
PCB Aroclors (µg/kg)											
Aroclor 1016						1.1 U	14 U	17 U	1.25417 U	--	17 U
Aroclor 1221						3.3 U	14 U	17 U	2.50083 U	--	17 U
Aroclor 1232						3.3 U	14 U	17 U	2.50083 U	--	17 U
Aroclor 1242						1.1 U	14 U	17 U	1.25417 U	--	17 U
Aroclor 1248						1.1 U	14 U	17 U	1.25417 U	--	17 U
Aroclor 1254						1.1 U	14 UJ	17 UJ	1.25417 U	--	17 UJ
Aroclor 1260						1.1 U	14 U	17 U	1.25417 U	--	17 U
Total PCB Aroclors (SMS Marine 2013) (U = 0)			130	1000		3.3 U	14 UJ	17 UJ	2.50083 U	--	17 UJ
PCB Congeners (ng/kg)											
PCB-005/008						--	--	--	--	100 U	--
PCB-018						--	--	--	--	50 U	--
PCB-028						--	--	--	--	**10 J**	--
PCB-029						--	--	--	--	**10 J**	--
PCB-031						--	--	--	--	**10 J**	--
PCB-044						--	--	--	--	100 U	--
PCB-045						--	--	--	--	70 U	--
PCB-049						--	--	--	--	**20 J**	--
PCB-052						--	--	--	--	**10 J**	--
PCB-056/060						--	--	--	--	**10 J**	--
PCB-061/074						--	--	--	--	**40 J**	--
PCB-066						--	--	--	--	**50**	--
PCB-070						--	--	--	--	70 U	--
PCB-077/110						--	--	--	--	**20 J**	--
PCB-087/115						--	--	--	--	**10 J**	--
PCB-090/101						--	--	--	--	**40 J**	--
PCB-095						--	--	--	--	50 U	--
PCB-099						--	--	--	--	**10 J**	--
PCB-105						--	--	--	--	**10 J**	--
PCB-118						--	--	--	--	**20 J**	--
PCB-123/149						--	--	--	--	120 U	--
PCB-128						--	--	--	--	130 U	--
PCB-132/153/168						--	--	--	--	**60**	--
PCB-138/160						--	--	--	--	**90 J**	--
PCB-146						--	--	--	--	120 U	--
PCB-151						--	--	--	--	120 U	--
PCB-156/171/202						--	--	--	--	**10 J**	--
PCB-158						--	--	--	--	120 U	--
PCB-170/190						--	--	--	--	**70 J**	--
PCB-174						--	--	--	--	40 U	--
PCB-180						--	--	--	--	**50**	--
PCB-183						--	--	--	--	**10 J**	--

Table C-9
Sediment Data for Barton St. PS Overflow

					Distance to CSO (ft)	168	205	228	453	625	1001
					Location ID	CSO-BT-9	BRTCSO97BT212S	BRTCSO97BT212N	303D_LSVV01	NOAA-PSSS	BRTCSO97BT1000S
					Area	CentralBasinPugetSnd	CentralBasinPugetSnd	CentralBasinPugetSnd	CentralBasinPugetSnd	CentralBasinPugetSnd	CentralBasinPugetSnd
					CSO	Barton St. PS	Barton St. PS	Barton St. PS	Barton St. PS	Barton St. PS	Barton St. PS
					Task	BT_KC_2016	BRTCSO97	BRTCSO97	KCmar_2008a	NOAA-Mussel-1986-08	BRTCSO97
					Sample ID	CSO-BT-9	L12044-5	L12044-1	L43060-12	MW2006PSSSSED	L12044-6
					Sample Date	08/04/2016	10/15/1997	10/15/1997	06/25/2007	03/19/2006	10/15/1997
					Depth	0 - 10 cm	0 - 2 cm	0 - 2 cm	0 - 2 cm	0 - 30 cm	0 - 2 cm
	SMS_Marine_SCO_SCUMII	SMS_Marine_CSL_SCUMII	AET_Marine_SCO_SCUMII	AET_Marine_CSL_SCUMII							
PCB-187						--	--	--	--	**20 J**	--
PCB-194						--	--	--	--	**10 J**	--
PCB-195/208						--	--	--	--	**10 J**	--
PCB-206						--	--	--	--	**10 J**	--
PCB-209						--	--	--	--	**10 J**	--
Polybrominated diphenyl ethers (ng/kg)											
PBDE-028						--	--	--	32.0677 U	--	--
PBDE-066						--	--	--	**40.1785**	--	--
PBDE-085						--	--	--	32.0677 U	--	--
PBDE-138						--	--	--	32.0677 U	--	--
PBDE-153						--	--	--	**92.373**	--	--
PBDE-183						--	--	--	**24.783 J**	--	--
PBDE-190						--	--	--	32.0677 U	--	--
Total Petroleum Hydrocarbons (mg/kg)											
Oil and grease						--	**949**	**1180**	--	--	**695**
Pharmaceuticals and Personal Care Products (µg/kg)											
Caffeine						--	--	--	6.008 U	--	--

Notes:
TOC in range (0.5% - 3.5%)
Detected concentration is greater than SMS_Marine_SCO_SCUMII screening level
Detected concentration is greater than SMS_Marine_CSL_SCUMII screening level
TOC out of range
Detected concentration is greater than AET_Marine_SCO_SCUMII screening level
Detected concentration is greater than AET_Marine_CSL_SCUMII screening level
Bold = Detected result
J = Estimated value
U = Compound analyzed, but not detected above detection limit
UJ = Compound analyzed, but not detected above estimated detection limit
R = Rejected

Table C-10
Sediment Data for Kingdome RS Overflow

					Distance to CSO (ft)	120	172	196
					Location ID	POS460198-C4	POS460198-C3	CONCSO95CN10W
					Area	ElliottBay	ElliottBay	ElliottBay
					CSO	Kingdome RS Overflow	Kingdome RS Overflow	Kingdome RS Overflow
					Task	DMMP-POS46-AF-0198	DMMP-POS46-AF-0198	CONCSO95
					Sample ID	DMMU 4_20040413	DMMU 3_20040322	CONCSO95CN10W_L6392-1
					Sample Date	04/13/2004	03/22/2004	06/26/1995
					Depth	0 - 1.1 ft	0 - 9 ft	
	SMS_Marine_SCO_SCUMII	SMS_Marine_CSL_SCUMII	AET_Marine_SCO_SCUMII	AET_Marine_CSL_SCUMII				
Conventional Parameters (mg/kg)								
Acid volatile sulfide						--	--	**274**
Ammonia						**7.41**	**32**	--
Ammonia as nitrogen						--	--	--
Nitrogen, total (nitrate, nitrite, kjeldahl) (calculated)						--	--	--
Sulfide						**820**	**1200**	**62.9**
Conventional Parameters (pct)								
Total organic carbon						**2.66**	**4.6**	--
Total solids						**68.6**	**73.8**	--
Total solids (preserved)						--	--	--
Total volatile solids						**4.07**	**3**	--
Conventional Parameters (su)								
pH						--	--	**6.42**
Grain Size (pct)								
Percent retained <0.98 micron sieve						--	--	--
Percent retained >2000 micron sieve						--	--	--
Percent retained 31.2 micron sieve						--	--	--
Percent retained 62.5 micron sieve						--	--	--
Percent retained 7.8 micron sieve						--	--	--
Gravel						**26.6**	**0.1**	--
Sand						**59.3**	**69.8**	--
Silt						**8.3**	**19.4**	--
Clay						**5.9**	**10.7**	--
Percent retained 1.95 micron sieve						--	--	--
Percent retained 3.9 micron sieve						--	--	--
Percent retained 15.6 micron sieve						--	--	--
Percent retained 125 micron sieve						--	--	--
Percent retained 250 micron sieve (#60)						--	--	--
Percent retained 500 micron sieve						--	--	--
Percent retained 1000 micron sieve						--	--	--
Percent retained 2000 micron sieve (#10)						--	--	--

Table C-10
Sediment Data for Kingdome RS Overflow

					Distance to CSO (ft)	120	172	196
					Location ID	POS460198-C4	POS460198-C3	CONCSO95CN10W
					Area	ElliottBay	ElliottBay	ElliottBay
					CSO	Kingdome RS Overflow	Kingdome RS Overflow	Kingdome RS Overflow
					Task	DMMP-POS46-AF-0198	DMMP-POS46-AF-0198	CONCSO95
					Sample ID	DMMU 4_20040413	DMMU 3_20040322	CONCSO95CN10W_L6392-1
					Sample Date	04/13/2004	03/22/2004	06/26/1995
					Depth	0 - 1.1 ft	0 - 9 ft	
	SMS_Marine_SCO_SCUMII	SMS_Marine_CSL_SCUMII	AET_Marine_SCO_SCUMII	AET_Marine_CSL_SCUMII				
Metals (mg/kg)								
Aluminum						--	--	--
Antimony						7 U	7 UJ	--
Arsenic	57	93	57	93		7 U	7 U	--
Beryllium						--	--	--
Cadmium	5.1	6.7	5.1	6.7		**0.7**	**0.5**	--
Chromium	260	270	260	270		**27.3**	**23.4**	--
Cobalt						--	--	--
Copper	390	390	390	390		**146**	**36.6**	--
Iron						--	--	**14800**
Lead	450	530	450	530		**162**	**49**	--
Manganese						--	--	--
Mercury	0.41	0.59	0.41	0.59		**0.79**	**2.22**	--
Molybdenum						--	--	--
Nickel						**27**	**25**	--
Potassium						--	--	--
Selenium						**0.4**	0.3 U	--
Silver	6.1	6.1	6.1	6.1		**6**	**1**	--
Sodium						--	--	--
Thallium						--	--	--
Vanadium						--	--	--
Zinc	410	960	410	960		**157**	**87.2**	--
Organometallic Compounds (porewater) (µg/L)								
Tri-n-butyltin - synonym with Tributyltin.						**1.9**	0.022 U	--
Organometallic Compounds (µg/kg)								
Butyltin (ion)						--	--	--
Dibutyltin (ion)						--	--	--
Tributyltin (ion)						--	--	--
Volatile Organics (mg/kg-OC)								
1,2,4-Trichlorobenzene	0.81	1.8				0.2 U	0.11 U	--
1,2-Dichlorobenzene	2.3	2.3				0.041 U	0.02 U	--
1,4-Dichlorobenzene	3.1	9				**6.8 J**	0.02 U	--

Table C-10
Sediment Data for Kingdome RS Overflow

					Distance to CSO (ft)	120	172	196
					Location ID	POS460198-C4	POS460198-C3	CONCSO95CN10W
					Area	ElliottBay	ElliottBay	ElliottBay
					CSO	Kingdome RS Overflow	Kingdome RS Overflow	Kingdome RS Overflow
					Task	DMMP-POS46-AF-0198	DMMP-POS46-AF-0198	CONCSO95
					Sample ID	DMMU 4_20040413	DMMU 3_20040322	CONCSO95CN10W_L6392-1
					Sample Date	04/13/2004	03/22/2004	06/26/1995
					Depth	0 - 1.1 ft	0 - 9 ft	
	SMS_Marine_SCO_SCUMII	SMS_Marine_CSL_SCUMII	AET_Marine_SCO_SCUMII	AET_Marine_CSL_SCUMII				
Hexachlorobutadiene (Hexachloro-1,3-butadiene)	3.9	6.2				--	--	--
Volatile Organics (µg/kg)								
1,2,4-Trichlorobenzene			31	51		5.4 U	5.1 U	--
1,2-Dichlorobenzene			35	50		1.1 U	1 U	--
1,3-Dichlorobenzene						1.1 U	1 U	--
1,4-Dichlorobenzene			110	110		**180 J**	1 U	--
Chloroprene						--	--	--
Ethylbenzene						1.1 U	1 U	--
Hexachlorobutadiene (Hexachloro-1,3-butadiene)			11	120		--	--	44 UJ
Tetrachloroethene (PCE)						1.1 U	1 U	--
Trichloroethene (TCE)						1.1 U	1 U	--
Semivolatile Organics (mg/kg-OC)								
1,2,4-Trichlorobenzene	0.81	1.8				--	--	--
1,2-Dichlorobenzene	2.3	2.3				--	--	--
1,4-Dichlorobenzene	3.1	9				--	--	--
2-Methylnaphthalene	38	64				1.4 U	**1.9**	--
Acenaphthene	16	57				1.4 U	**1.8**	--
Acenaphthylene	66	66				1.4 U	**1.4**	--
Anthracene	220	1200				**6**	**5.2**	--
Benzo(a)anthracene	110	270				**20**	**4.1**	--
Benzo(a)pyrene	99	210				**24**	**5**	--
Benzo(b)fluoranthene						--	--	--
Benzo(g,h,i)perylene	31	78				**8**	**2**	--
Benzo(k)fluoranthene						--	--	--
bis(2-Ethylhexyl)phthalate	47	78				**60**	**0.67**	--
Butylbenzyl phthalate	4.9	64				1.4 U	0.4 U	--
Chrysene	110	460				**26**	**4.8**	--
Dibenzo(a,h)anthracene	12	33				**3**	**0.46**	--
Dibenzofuran	15	58				1.4 U	**1.3**	--
Diethyl phthalate	61	110				1.4 U	0.4 U	--
Dimethyl phthalate	53	53				1.4 U	0.4 U	--
Di-n-butyl phthalate	220	1700				**2.6**	0.4 U	--

Table C-10
Sediment Data for Kingdome RS Overflow

					Distance to CSO (ft)	120	172	196
					Location ID	POS460198-C4	POS460198-C3	CONCSO95CN10W
					Area	ElliottBay	ElliottBay	ElliottBay
					CSO	Kingdome RS Overflow	Kingdome RS Overflow	Kingdome RS Overflow
					Task	DMMP-POS46-AF-0198	DMMP-POS46-AF-0198	CONCSO95
					Sample ID	DMMU 4_20040413	DMMU 3_20040322	CONCSO95CN10W_L6392-1
					Sample Date	04/13/2004	03/22/2004	06/26/1995
					Depth	0 - 1.1 ft	0 - 9 ft	
	SMS_Marine_SCO_SCUMII	SMS_Marine_CSL_SCUMII	AET_Marine_SCO_SCUMII	AET_Marine_CSL_SCUMII			
Di-n-octyl phthalate	58	4500			1.4 U	0.4 U	--
Fluoranthene	160	1200			**41**	**10**	--
Fluorene	23	79			1.4 U	**2**	--
Hexachlorobenzene	0.38	2.3			0.036 U	0.021 U	--
Hexachlorobutadiene (Hexachloro-1,3-butadiene)	3.9	6.2			0.036 U	0.021 U	--
Indeno(1,2,3-c,d)pyrene	34	88			**9.4**	**1.7**	--
Naphthalene	99	170			1.4 U	**8.5**	--
n-Nitrosodiphenylamine	11	11			0.49 U	0.4 U	--
Phenanthrene	100	480			**15**	**10**	--
Pyrene	1000	1400			**53**	**13**	--
Total Benzofluoranthenes (b,j,k) (U = 0)	230	450			--	--	--
Total cPAH TEQ (7 minimum CAEPA 2005) (U = 0)					**30**	**5.7**	--
Total HPAH (SMS) (U = 0)	960	5300			**200**	**40**	--
Total LPAH (SMS) (U = 0)	370	780			**21**	**29**	--
Semivolatile Organics (µg/kg)							
1,2,4-Trichlorobenzene			31	51	--	--	--
1,2-Dichlorobenzene			35	50	--	--	1.1 UJ
1,2-Diphenylhydrazine					--	--	85 U
1,3-Dichlorobenzene					--	--	--
1,4-Dichlorobenzene			110	110	--	--	--
1-Methylnaphthalene					--	--	--
2,2'-Oxybis (1-chloropropane)					--	--	--
2,2'-Oxybis (2-chloropropane)					--	--	--
2,4,5-Trichlorophenol					--	--	--
2,4,6-Trichlorophenol					--	--	--
2,4-Dichlorophenol					--	--	44 U
2,4-Dimethylphenol	29	29	29	29	18 U	**48**	--
2,4-Dinitrophenol					--	--	--
2,4-Dinitrotoluene					--	--	--
2,6-Dinitrotoluene					--	--	18 U
2-Chloronaphthalene					--	--	--
2-Chlorophenol					--	--	--

Table C-10
Sediment Data for Kingdome RS Overflow

					Distance to CSO (ft)	120	172	196
					Location ID	POS460198-C4	POS460198-C3	CONCSO95CN10W
					Area	ElliottBay	ElliottBay	ElliottBay
					CSO	Kingdome RS Overflow	Kingdome RS Overflow	Kingdome RS Overflow
					Task	DMMP-POS46-AF-0198	DMMP-POS46-AF-0198	CONCSO95
					Sample ID	DMMU 4_20040413	DMMU 3_20040322	CONCSO95CN10W_L6392-1
					Sample Date	04/13/2004	03/22/2004	06/26/1995
					Depth	0 - 1.1 ft	0 - 9 ft	
	SMS_Marine_SCO_SCUMII	SMS_Marine_CSL_SCUMII	AET_Marine_SCO_SCUMII	AET_Marine_CSL_SCUMII				
2-Methylnaphthalene			670	670		38 U	**88**	--
2-Methylphenol (o-Cresol)	63	63	63	63		38 U	**35**	--
2-Nitroaniline						--	--	--
2-Nitrophenol						--	--	--
3,3'-Dichlorobenzidine						--	--	--
3-Methylphenanthrene						--	--	--
3-Nitroaniline						--	--	--
4-Bromophenyl-phenyl ether						--	--	--
4-Chloro-3-methylphenol						--	--	--
4-Chloroaniline						--	--	--
4-Chlorophenyl phenyl ether						--	--	26 U
4-Methylphenol (p-Cresol)	670	670	670	670		38 U	**660**	--
4-Nitroaniline						--	--	--
4-Nitrophenol						--	--	--
Acenaphthene			500	500		38 U	**85**	--
Acenaphthylene			1300	1300		38 U	**65**	--
Aniline						--	--	--
Anthracene			960	960		**160**	**240**	--
Benzidine						--	--	--
Benzo(a)anthracene			1300	1600		**500**	**190**	--
Benzo(a)pyrene			1600	1600		**630**	**230**	--
Benzo(b)fluoranthene						--	--	--
Benzo(g,h,i)perylene			670	720		**200**	**70**	--
Benzo(k)fluoranthene						--	--	--
Benzoic acid	650	650	650	650		380 U	200 U	--
Benzyl alcohol	57	73	57	73		**720**	20 U	44 U
Biphenyl (1,1'-Biphenyl)						--	--	--
bis(2-Chloroethoxy)methane						--	--	--
bis(2-Chloroethyl)ether						--	--	--
bis(2-Ethylhexyl)phthalate			1300	3100		**1600**	**31**	--
Butylbenzyl phthalate			63	900		38 U	20 U	--
Carbazole						--	--	--

Table C-10
Sediment Data for Kingdome RS Overflow

					Distance to CSO (ft)	120	172	196
					Location ID	POS460198-C4	POS460198-C3	CONCSO95CN10W
					Area	ElliottBay	ElliottBay	ElliottBay
					CSO	Kingdome RS Overflow	Kingdome RS Overflow	Kingdome RS Overflow
					Task	DMMP-POS46-AF-0198	DMMP-POS46-AF-0198	CONCSO95
					Sample ID	DMMU 4_20040413	DMMU 3_20040322	CONCSO95CN10W_L6392-1
					Sample Date	04/13/2004	03/22/2004	06/26/1995
					Depth	0 - 1.1 ft	0 - 9 ft	
	SMS_Marine_SCO_SCUMII	SMS_Marine_CSL_SCUMII	AET_Marine_SCO_SCUMII	AET_Marine_CSL_SCUMII				
Chlorinated Benzenes						--	--	--
Chrysene			1400	2800		**690**	**220**	--
Coprostanol (Cholestan-3-ol (3B, 5B))						--	--	--
Dibenzo(a,h)anthracene			230	230		**70**	**21**	--
Dibenzofuran			540	540		38 U	**62**	--
Diethyl phthalate			200	1200		38 U	20 U	--
Dimethyl phthalate			71	160		38 U	20 U	--
Di-n-butyl phthalate			1400	1400		**69**	20 U	--
Dinitro-o-cresol (4,6-Dinitro-2-methylphenol)						--	--	--
Di-n-octyl phthalate			6200	6200		38 U	20 U	--
Fluoranthene			1700	2500		**1100**	**470**	--
Fluorene			540	540		38 U	**94**	--
Hexachlorobenzene			22	70		0.95 U	0.97 U	1.1 U
Hexachlorobutadiene (Hexachloro-1,3-butadiene)			11	120		0.95 U	0.97 U	--
Hexachlorocyclopentadiene						--	--	--
Hexachloroethane						38 U	20 U	--
Indeno(1,2,3-c,d)pyrene			600	690		**250**	**78**	--
Isophorone						--	--	--
Naphthalene			2100	2100		38 U	**390**	--
Nitrobenzene						--	--	44 U
n-Nitrosodimethylamine						--	--	--
n-Nitrosodi-n-propylamine						--	--	--
n-Nitrosodiphenylamine			28	40		13 U	20 U	--
Pentachlorophenol	360	690	360	690		190 U	99 U	--
Phenanthrene			1500	1500		**410**	**460**	--
Phenol	420	1200	420	1200		38 U	**32**	--
Pyrene			2600	3300		**1400**	**580**	--
Total Benzofluoranthenes (b,j,k) (U = 0)			3200	3600		--	--	--
Total cPAH TEQ (7 minimum CAEPA 2005) (U = 0)						**720**	**260**	--
Total HPAH (SMS) (U = 0)			12000	17000		**4800**	**1900**	--
Total LPAH (SMS) (U = 0)			5200	5200		**570**	**1300**	--

Table C-10
Sediment Data for Kingdome RS Overflow

					Distance to CSO (ft)	120	172	196
					Location ID	POS460198-C4	POS460198-C3	CONCSO95CN10W
					Area	ElliottBay	ElliottBay	ElliottBay
					CSO	Kingdome RS Overflow	Kingdome RS Overflow	Kingdome RS Overflow
					Task	DMMP-POS46-AF-0198	DMMP-POS46-AF-0198	CONCSO95
					Sample ID	DMMU 4_20040413	DMMU 3_20040322	CONCSO95CN10W_L6392-1
					Sample Date	04/13/2004	03/22/2004	06/26/1995
					Depth	0 - 1.1 ft	0 - 9 ft	
	SMS_Marine_SCO_SCUMII	SMS_Marine_CSL_SCUMII	AET_Marine_SCO_SCUMII	AET_Marine_CSL_SCUMII				
Polycyclic Aromatic Hydrocarbons (mg/kg-OC)								
2-Methylnaphthalene	38	64				--	--	--
Acenaphthene	16	57				--	--	--
Acenaphthylene	66	66				--	--	--
Anthracene	220	1200				--	--	--
Benzo(a)anthracene	110	270				--	--	--
Benzo(a)pyrene	99	210				--	--	--
Benzo(b)fluoranthene						--	--	--
Benzo(g,h,i)perylene	31	78				--	--	--
Benzo(k)fluoranthene						--	--	--
Chrysene	110	460				--	--	--
Dibenzo(a,h)anthracene	12	33				--	--	--
Dibenzofuran	15	58				--	--	--
Fluoranthene	160	1200				--	--	--
Fluorene	23	79				--	--	--
Indeno(1,2,3-c,d)pyrene	34	88				--	--	--
Naphthalene	99	170				--	--	--
Phenanthrene	100	480				--	--	--
Pyrene	1000	1400				--	--	--
Total Benzofluoranthenes (b,j,k) (U = 0)	230	450				--	--	--
Total cPAH TEQ (7 minimum CAEPA 2005) (U = 0)						--	--	--
Total HPAH (SMS) (U = 0)	960	5300				--	--	--
Total LPAH (SMS) (U = 0)	370	780				--	--	--
Polycyclic Aromatic Hydrocarbons (µg/kg)								
1-Methylphenanthrene						--	--	--
2-Methylnaphthalene			670	670		--	--	--
2-Methylphenanthrene						--	--	--
Acenaphthene			500	500		--	--	--
Acenaphthylene			1300	1300		--	--	--
Anthracene			960	960		--	--	--
Benzo(a)anthracene			1300	1600		--	--	**860 J**
Benzo(a)pyrene			1600	1600		--	--	--
Benzo(b)fluoranthene						--	--	--

Table C-10
Sediment Data for Kingdome RS Overflow

					Distance to CSO (ft)	120	172	196
					Location ID	POS460198-C4	POS460198-C3	CONCSO95CN10W
					Area	ElliottBay	ElliottBay	ElliottBay
					CSO	Kingdome RS Overflow	Kingdome RS Overflow	Kingdome RS Overflow
					Task	DMMP-POS46-AF-0198	DMMP-POS46-AF-0198	CONCSO95
					Sample ID	DMMU 4_20040413	DMMU 3_20040322	CONCSO95CN10W_L6392-1
					Sample Date	04/13/2004	03/22/2004	06/26/1995
					Depth	0 - 1.1 ft	0 - 9 ft	
	SMS_Marine_SCO_SCUMII	SMS_Marine_CSL_SCUMII	AET_Marine_SCO_SCUMII	AET_Marine_CSL_SCUMII				
Benzo(g,h,i)perylene			670	720		--	--	--
Benzo(k)fluoranthene						--	--	--
Carbazole						--	--	**165**
Chrysene			1400	2800		--	--	--
Dibenzo(a,h)anthracene			230	230		--	--	--
Dibenzofuran			540	540		--	--	--
Fluoranthene			1700	2500		--	--	--
Fluorene			540	540		--	--	--
Indeno(1,2,3-c,d)pyrene			600	690		--	--	**620 J**
Naphthalene			2100	2100		--	--	--
Phenanthrene			1500	1500		--	--	--
Pyrene			2600	3300		--	--	--
Retene						--	--	--
Total Benzofluoranthenes (b,j,k) (U = 0)			3200	3600		--	--	--
Total cPAH TEQ (7 minimum CAEPA 2005) (U = 0)						--	--	**150 J**
Total HPAH (SMS) (U = 0)			12000	17000		--	--	**1500 J**
Total LPAH (SMS) (U = 0)			5200	5200		--	--	--
Pesticides (mg/kg-OC)								
Hexachlorobenzene	0.38	2.3				--	--	--
Hexachlorobutadiene (Hexachloro-1,3-butadiene)	3.9	6.2				--	--	--
Pesticides (µg/kg)								
2,4'-DDD (o,p'-DDD)						--	--	--
2,4'-DDE (o,p'-DDE)						--	--	--
2,4'-DDT (o,p'-DDT)						--	--	--
4,4'-DDD (p,p'-DDD)						1.9 U	1.9 U	--
4,4'-DDE (p,p'-DDE)						1.9 U	1.9 U	--
4,4'-DDT (p,p'-DDT)						1.9 U	1.9 U	2.1 U
Aldrin						0.95 U	0.97 U	--
Chlordane						--	--	--
Chlordane, alpha- (Chlordane, cis-)						0.95 U	0.97 U	--
Chlordane, beta- (Chlordane, trans-)						0.95 U	**1.8**	--
Chlordane, gamma-						--	--	--

Table C-10
Sediment Data for Kingdome RS Overflow

					Distance to CSO (ft)	120	172	196
					Location ID	POS460198-C4	POS460198-C3	CONCSO95CN10W
					Area	ElliottBay	ElliottBay	ElliottBay
					CSO	Kingdome RS Overflow	Kingdome RS Overflow	Kingdome RS Overflow
					Task	DMMP-POS46-AF-0198	DMMP-POS46-AF-0198	CONCSO95
					Sample ID	DMMU 4_20040413	DMMU 3_20040322	CONCSO95CN10W_L6392-1
					Sample Date	04/13/2004	03/22/2004	06/26/1995
					Depth	0 - 1.1 ft	0 - 9 ft	
	SMS_Marine_SCO_SCUMII	SMS_Marine_CSL_SCUMII	AET_Marine_SCO_SCUMII	AET_Marine_CSL_SCUMII				
Dieldrin						1.9 U	1.9 U	2.1 U
Endosulfan						--	--	--
Endosulfan sulfate						--	--	--
Endosulfan, alpha- (I)						--	--	--
Endosulfan, beta (II)						--	--	--
Endrin						--	--	--
Endrin aldehyde						--	--	--
Endrin ketone						--	--	--
Heptachlor						0.95 U	0.97 U	--
Heptachlor epoxide						--	--	2.1 U
Hexachlorobenzene			22	70		--	--	--
Hexachlorobutadiene (Hexachloro-1,3-butadiene)			11	120		--	--	--
Hexachlorocyclohexane (BHC), alpha-						0.95 U	0.97 U	--
Hexachlorocyclohexane (BHC), beta-						--	--	--
Hexachlorocyclohexane (BHC), delta-						--	--	--
Hexachlorocyclohexane (BHC), gamma- (Lindane)						0.95 U	0.97 U	--
Methoxychlor						--	--	--
Mirex						--	--	--
Nonachlor, cis-						--	--	--
Nonachlor, trans-						--	--	--
Oxychlordane						--	--	--
Total 2,4' and 4,4'-DDD,-DDE,-DDT (reported, not calculated)						--	--	--
Total 4,4'-DDD,-DDE,-DDT (reported, not calculated)						1.9 U	1.9 U	--
Total Chlordane (Reported, not calculated)						1.9 U	**1.8**	--
Toxaphene						--	--	--
PCB Aroclors (mg/kg-OC)								
Total PCB Aroclors (SMS Marine 2013) (U = 0)	12	65				**2.6**	**0.5**	--
PCB Aroclors (µg/kg)								
Aroclor 1016						3.9 U	3.9 U	--
Aroclor 1221						3.9 U	3.9 U	--
Aroclor 1232						7.8 U	3.9 U	21 U
Aroclor 1242						3.9 U	3.9 U	--

Table C-10
Sediment Data for Kingdome RS Overflow

				Distance to CSO (ft)	120	172	196
				Location ID	POS460198-C4	POS460198-C3	CONCSO95CN10W
				Area	ElliottBay	ElliottBay	ElliottBay
				CSO	Kingdome RS Overflow	Kingdome RS Overflow	Kingdome RS Overflow
				Task	DMMP-POS46-AF-0198	DMMP-POS46-AF-0198	CONCSO95
				Sample ID	DMMU 4_20040413	DMMU 3_20040322	CONCSO95CN10W_L6392-1
				Sample Date	04/13/2004	03/22/2004	06/26/1995
				Depth	0 - 1.1 ft	0 - 9 ft	
	SMS_Marine_SCO_SCUMII	SMS_Marine_CSL_SCUMII	AET_Marine_SCO_SCUMII	AET_Marine_CSL_SCUMII			
Aroclor 1248					7.8 U	5.8 U	--
Aroclor 1254					**45**	**11**	--
Aroclor 1260					**25**	**10**	--
Aroclor 1262					--	--	--
Aroclor 1268					--	--	--
Total PCB Aroclors (SMS Marine 2013) (U = 0)			130	1000	**70**	**21**	21 U
Total Petroleum Hydrocarbons (mg/kg)							
Oil and grease					--	--	**8390**

Table C-10
Sediment Data for Kingdome RS Overflow

				Distance to CSO (ft)	196	196	196
				Location ID	CONCSO95CN10W	CONCSO95CN10W	CONCSO95CN10W
				Area	ElliottBay	ElliottBay	ElliottBay
				CSO	Kingdome RS Overflow	Kingdome RS Overflow	Kingdome RS Overflow
				Task	CONCSO95	CONCSO95	CONCSO95
				Sample ID	CONCSO95CN10W_L6392-2	CONCSO95CN10W_L6392-3	CONCSO95CN10W_L6392-4
				Sample Date	06/26/1995	06/27/1995	06/26/1995
				Depth			
	SMS_Marine_SCO_SCUMII	SMS_Marine_CSL_SCUMII	AET_Marine_SCO_SCUMII	AET_Marine_CSL_SCUMII			
Conventional Parameters (mg/kg)							
Acid volatile sulfide					--	--	--
Ammonia					--	--	--
Ammonia as nitrogen					--	--	--
Nitrogen, total (nitrate, nitrite, kjeldahl) (calculated)					--	--	--
Sulfide					--	--	--
Conventional Parameters (pct)							
Total organic carbon					--	--	--
Total solids					--	--	--
Total solids (preserved)					--	--	--
Total volatile solids					**1.83**	--	--
Conventional Parameters (su)							
pH					--	--	**7.02**
Grain Size (pct)							
Percent retained <0.98 micron sieve					--	--	--
Percent retained >2000 micron sieve					--	--	--
Percent retained 31.2 micron sieve					--	--	--
Percent retained 62.5 micron sieve					--	--	--
Percent retained 7.8 micron sieve					--	--	--
Gravel					--	--	--
Sand					--	--	--
Silt					--	--	--
Clay					--	--	--
Percent retained 1.95 micron sieve					--	--	--
Percent retained 3.9 micron sieve					--	--	--
Percent retained 15.6 micron sieve					--	--	--
Percent retained 125 micron sieve					--	--	--
Percent retained 250 micron sieve (#60)					--	--	--
Percent retained 500 micron sieve					--	--	--
Percent retained 1000 micron sieve					--	--	--
Percent retained 2000 micron sieve (#10)					--	--	--

Table C-10
Sediment Data for Kingdome RS Overflow

					Distance to CSO (ft)	196	196	196
					Location ID	CONCSO95CN10W	CONCSO95CN10W	CONCSO95CN10W
					Area	ElliottBay	ElliottBay	ElliottBay
					CSO	Kingdome RS Overflow	Kingdome RS Overflow	Kingdome RS Overflow
					Task	CONCSO95	CONCSO95	CONCSO95
					Sample ID	CONCSO95CN10W_L6392-2	CONCSO95CN10W_L6392-3	CONCSO95CN10W_L6392-4
					Sample Date	06/26/1995	06/27/1995	06/26/1995
					Depth			
	SMS_Marine_SCO_SCUMII	SMS_Marine_CSL_SCUMII	AET_Marine_SCO_SCUMII	AET_Marine_CSL_SCUMII			
Metals (mg/kg)							
Aluminum					**10600**	**11800**	--
Antimony					--	--	4.7 UJ
Arsenic	57	93	57	93	8.9 U	--	--
Beryllium					--	--	--
Cadmium	5.1	6.7	5.1	6.7	--	0.63 UJ	--
Chromium	260	270	260	270	--	--	--
Cobalt					--	--	--
Copper	390	390	390	390	**80.5**	--	--
Iron					--	--	**15000**
Lead	450	530	450	530	--	**47**	--
Manganese					--	--	--
Mercury	0.41	0.59	0.41	0.59	--	--	--
Molybdenum					--	--	--
Nickel					--	--	--
Potassium					**1600**	**1800**	--
Selenium					--	--	--
Silver	6.1	6.1	6.1	6.1	--	0.84 U	--
Sodium					--	--	--
Thallium					--	--	--
Vanadium					--	--	--
Zinc	410	960	410	960	--	**98.7**	**56.7**
Organometallic Compounds (porewater) (µg/L)							
Tri-n-butyltin - synonym with Tributyltin.					--	--	--
Organometallic Compounds (µg/kg)							
Butyltin (ion)					--	--	--
Dibutyltin (ion)					--	--	--
Tributyltin (ion)					--	--	--
Volatile Organics (mg/kg-OC)							
1,2,4-Trichlorobenzene	0.81	1.8			--	--	--
1,2-Dichlorobenzene	2.3	2.3			--	--	--
1,4-Dichlorobenzene	3.1	9			--	--	--

Table C-10
Sediment Data for Kingdome RS Overflow

				Distance to CSO (ft)	196	196	196
				Location ID	CONCSO95CN10W	CONCSO95CN10W	CONCSO95CN10W
				Area	ElliottBay	ElliottBay	ElliottBay
				CSO	Kingdome RS Overflow	Kingdome RS Overflow	Kingdome RS Overflow
				Task	CONCSO95	CONCSO95	CONCSO95
				Sample ID	CONCSO95CN10W_L6392-2	CONCSO95CN10W_L6392-3	CONCSO95CN10W_L6392-4
				Sample Date	06/26/1995	06/27/1995	06/26/1995
				Depth			
	SMS_Marine_SCO_SCUMII	SMS_Marine_CSL_SCUMII	AET_Marine_SCO_SCUMII	AET_Marine_CSL_SCUMII			
Hexachlorobutadiene (Hexachloro-1,3-butadiene)	3.9	6.2			--	--	--
Volatile Organics (µg/kg)							
1,2,4-Trichlorobenzene			31	51	--	--	--
1,2-Dichlorobenzene			35	50	--	--	--
1,3-Dichlorobenzene					--	--	--
1,4-Dichlorobenzene			110	110	--	--	--
Chloroprene					--	--	--
Ethylbenzene					--	--	--
Hexachlorobutadiene (Hexachloro-1,3-butadiene)			11	120	--	--	--
Tetrachloroethene (PCE)					--	--	--
Trichloroethene (TCE)					--	--	--
Semivolatile Organics (mg/kg-OC)							
1,2,4-Trichlorobenzene	0.81	1.8			--	--	--
1,2-Dichlorobenzene	2.3	2.3			--	--	--
1,4-Dichlorobenzene	3.1	9			--	--	--
2-Methylnaphthalene	38	64			--	--	--
Acenaphthene	16	57			--	--	--
Acenaphthylene	66	66			--	--	--
Anthracene	220	1200			--	--	--
Benzo(a)anthracene	110	270			--	--	--
Benzo(a)pyrene	99	210			--	--	--
Benzo(b)fluoranthene					--	--	--
Benzo(g,h,i)perylene	31	78			--	--	--
Benzo(k)fluoranthene					--	--	--
bis(2-Ethylhexyl)phthalate	47	78			--	--	--
Butylbenzyl phthalate	4.9	64			--	--	--
Chrysene	110	460			--	--	--
Dibenzo(a,h)anthracene	12	33			--	--	--
Dibenzofuran	15	58			--	--	--
Diethyl phthalate	61	110			--	--	--
Dimethyl phthalate	53	53			--	--	--
Di-n-butyl phthalate	220	1700			--	--	--

Table C-10
Sediment Data for Kingdome RS Overflow

				Distance to CSO (ft)	196	196	196
				Location ID	CONCSO95CN10W	CONCSO95CN10W	CONCSO95CN10W
				Area	ElliottBay	ElliottBay	ElliottBay
				CSO	Kingdome RS Overflow	Kingdome RS Overflow	Kingdome RS Overflow
				Task	CONCSO95	CONCSO95	CONCSO95
				Sample ID	CONCSO95CN10W_L6392-2	CONCSO95CN10W_L6392-3	CONCSO95CN10W_L6392-4
				Sample Date	06/26/1995	06/27/1995	06/26/1995
				Depth			
	SMS_Marine_SCO_SCUMII	SMS_Marine_CSL_SCUMII	AET_Marine_SCO_SCUMII	AET_Marine_CSL_SCUMII			
Di-n-octyl phthalate	58	4500			--	--	--
Fluoranthene	160	1200			--	--	--
Fluorene	23	79			--	--	--
Hexachlorobenzene	0.38	2.3			--	--	--
Hexachlorobutadiene (Hexachloro-1,3-butadiene)	3.9	6.2			--	--	--
Indeno(1,2,3-c,d)pyrene	34	88			--	--	--
Naphthalene	99	170			--	--	--
n-Nitrosodiphenylamine	11	11			--	--	--
Phenanthrene	100	480			--	--	--
Pyrene	1000	1400			--	--	--
Total Benzofluoranthenes (b,j,k) (U = 0)	230	450			--	--	--
Total cPAH TEQ (7 minimum CAEPA 2005) (U = 0)					--	--	--
Total HPAH (SMS) (U = 0)	960	5300			--	--	--
Total LPAH (SMS) (U = 0)	370	780			--	--	--
Semivolatile Organics (µg/kg)							
1,2,4-Trichlorobenzene			31	51	--	--	--
1,2-Dichlorobenzene			35	50	--	--	--
1,2-Diphenylhydrazine					95 UJ	--	--
1,3-Dichlorobenzene					--	--	--
1,4-Dichlorobenzene			110	110	--	--	--
1-Methylnaphthalene					--	--	--
2,2'-Oxybis (1-chloropropane)					--	--	--
2,2'-Oxybis (2-chloropropane)					--	--	--
2,4,5-Trichlorophenol					--	--	170 U
2,4,6-Trichlorophenol					--	--	--
2,4-Dichlorophenol					48 U	57 U	--
2,4-Dimethylphenol	29	29	29	29	--	--	--
2,4-Dinitrophenol					--	--	--
2,4-Dinitrotoluene					20 UJ	--	--
2,6-Dinitrotoluene					--	23 U	--
2-Chloronaphthalene					--	--	--
2-Chlorophenol					--	--	--

Table C-10
Sediment Data for Kingdome RS Overflow

				Distance to CSO (ft)	196	196	196
				Location ID	CONCSO95CN10W	CONCSO95CN10W	CONCSO95CN10W
				Area	ElliottBay	ElliottBay	ElliottBay
				CSO	Kingdome RS Overflow	Kingdome RS Overflow	Kingdome RS Overflow
				Task	CONCSO95	CONCSO95	CONCSO95
				Sample ID	CONCSO95CN10W_L6392-2	CONCSO95CN10W_L6392-3	CONCSO95CN10W_L6392-4
				Sample Date	06/26/1995	06/27/1995	06/26/1995
				Depth			
	SMS_Marine_SCO_SCUMII	SMS_Marine_CSL_SCUMII	AET_Marine_SCO_SCUMII	AET_Marine_CSL_SCUMII			
2-Methylnaphthalene			670	670	--	--	--
2-Methylphenol (o-Cresol)	63	63	63	63	--	--	--
2-Nitroaniline					--	--	--
2-Nitrophenol					--	--	--
3,3'-Dichlorobenzidine					--	--	--
3-Methylphenanthrene					--	--	--
3-Nitroaniline					--	--	--
4-Bromophenyl-phenyl ether					--	--	17 U
4-Chloro-3-methylphenol					--	--	--
4-Chloroaniline					95 UJ	110 UJ	84 UJ
4-Chlorophenyl phenyl ether					--	34 U	--
4-Methylphenol (p-Cresol)	670	670	670	670	48 U	--	--
4-Nitroaniline					--	--	--
4-Nitrophenol					--	--	--
Acenaphthene			500	500	--	--	--
Acenaphthylene			1300	1300	--	--	--
Aniline					--	--	--
Anthracene			960	960	--	--	--
Benzidine					--	**-99999 R**	--
Benzo(a)anthracene			1300	1600	--	--	--
Benzo(a)pyrene			1600	1600	--	--	--
Benzo(b)fluoranthene					--	--	--
Benzo(g,h,i)perylene			670	720	--	--	--
Benzo(k)fluoranthene					--	--	--
Benzoic acid	650	650	650	650	--	--	--
Benzyl alcohol	57	73	57	73	48 UJ	57 U	--
Biphenyl (1,1'-Biphenyl)					--	--	--
bis(2-Chloroethoxy)methane					--	--	43 U
bis(2-Chloroethyl)ether					--	34 UJ	--
bis(2-Ethylhexyl)phthalate			1300	3100	--	--	--
Butylbenzyl phthalate			63	900	--	--	**108**
Carbazole					--	--	--

Table C-10
Sediment Data for Kingdome RS Overflow

				Distance to CSO (ft)	196	196	196
				Location ID	CONCSO95CN10W	CONCSO95CN10W	CONCSO95CN10W
				Area	ElliottBay	ElliottBay	ElliottBay
				CSO	Kingdome RS Overflow	Kingdome RS Overflow	Kingdome RS Overflow
				Task	CONCSO95	CONCSO95	CONCSO95
				Sample ID	CONCSO95CN10W_L6392-2	CONCSO95CN10W_L6392-3	CONCSO95CN10W_L6392-4
				Sample Date	06/26/1995	06/27/1995	06/26/1995
				Depth			
	SMS_Marine_SCO_SCUMII	SMS_Marine_CSL_SCUMII	AET_Marine_SCO_SCUMIII	AET_Marine_CSL_SCUMII			
Chlorinated Benzenes					--	--	--
Chrysene			1400	2800	--	--	--
Coprostanol (Cholestan-3-ol (3B, 5B))					--	--	170 U
Dibenzo(a,h)anthracene			230	230	--	--	--
Dibenzofuran			540	540	--	--	--
Diethyl phthalate			200	1200	--	--	--
Dimethyl phthalate			71	160	--	--	--
Di-n-butyl phthalate			1400	1400	**520 J**	--	--
Dinitro-o-cresol (4,6-Dinitro-2-methylphenol)					--	--	--
Di-n-octyl phthalate			6200	6200	--	--	--
Fluoranthene			1700	2500	--	--	--
Fluorene			540	540	--	--	--
Hexachlorobenzene			22	70	--	1.5 U	--
Hexachlorobutadiene (Hexachloro-1,3-butadiene)			11	120	--	--	--
Hexachlorocyclopentadiene					--	--	--
Hexachloroethane					48 UJ	--	--
Indeno(1,2,3-c,d)pyrene			600	690	--	--	--
Isophorone					--	--	--
Naphthalene			2100	2100	--	--	--
Nitrobenzene					--	57 U	--
n-Nitrosodimethylamine					200 UJ	--	--
n-Nitrosodi-n-propylamine					--	--	--
n-Nitrosodiphenylamine			28	40	--	--	43 U
Pentachlorophenol	360	690	360	690	--	--	--
Phenanthrene			1500	1500	--	--	--
Phenol	420	1200	420	1200	--	--	--
Pyrene			2600	3300	--	--	--
Total Benzofluoranthenes (b,j,k) (U = 0)			3200	3600	--	--	--
Total cPAH TEQ (7 minimum CAEPA 2005) (U = 0)					--	--	--
Total HPAH (SMS) (U = 0)			12000	17000	--	--	--
Total LPAH (SMS) (U = 0)			5200	5200	--	--	--

Table C-10
Sediment Data for Kingdome RS Overflow

				Distance to CSO (ft)	196	196	196
				Location ID	CONCSO95CN10W	CONCSO95CN10W	CONCSO95CN10W
				Area	ElliottBay	ElliottBay	ElliottBay
				CSO	Kingdome RS Overflow	Kingdome RS Overflow	Kingdome RS Overflow
				Task	CONCSO95	CONCSO95	CONCSO95
				Sample ID	CONCSO95CN10W_L6392-2	CONCSO95CN10W_L6392-3	CONCSO95CN10W_L6392-4
				Sample Date	06/26/1995	06/27/1995	06/26/1995
				Depth			
	SMS_Marine_SCO_SCUMII	SMS_Marine_CSL_SCUMII	AET_Marine_SCO_SCUMII	AET_Marine_CSL_SCUMII			
Polycyclic Aromatic Hydrocarbons (mg/kg-OC)							
2-Methylnaphthalene	38	64			--	--	--
Acenaphthene	16	57			--	--	--
Acenaphthylene	66	66			--	--	--
Anthracene	220	1200			--	--	--
Benzo(a)anthracene	110	270			--	--	--
Benzo(a)pyrene	99	210			--	--	--
Benzo(b)fluoranthene					--	--	--
Benzo(g,h,i)perylene	31	78			--	--	--
Benzo(k)fluoranthene					--	--	--
Chrysene	110	460			--	--	--
Dibenzo(a,h)anthracene	12	33			--	--	--
Dibenzofuran	15	58			--	--	--
Fluoranthene	160	1200			--	--	--
Fluorene	23	79			--	--	--
Indeno(1,2,3-c,d)pyrene	34	88			--	--	--
Naphthalene	99	170			--	--	--
Phenanthrene	100	480			--	--	--
Pyrene	1000	1400			--	--	--
Total Benzofluoranthenes (b,j,k) (U = 0)	230	450			--	--	--
Total cPAH TEQ (7 minimum CAEPA 2005) (U = 0)					--	--	--
Total HPAH (SMS) (U = 0)	960	5300			--	--	--
Total LPAH (SMS) (U = 0)	370	780			--	--	--
Polycyclic Aromatic Hydrocarbons (µg/kg)							
1-Methylphenanthrene					--	--	--
2-Methylnaphthalene			670	670	--	--	68 U
2-Methylphenanthrene					--	--	--
Acenaphthene			500	500	--	--	--
Acenaphthylene			1300	1300	--	--	--
Anthracene			960	960	--	**500 J**	--
Benzo(a)anthracene			1300	1600	--	--	**190 J**
Benzo(a)pyrene			1600	1600	--	--	--
Benzo(b)fluoranthene					**960 J**	--	--

Table C-10
Sediment Data for Kingdome RS Overflow

				Distance to CSO (ft)	196	196	196
				Location ID	CONCSO95CN10W	CONCSO95CN10W	CONCSO95CN10W
				Area	ElliottBay	ElliottBay	ElliottBay
				CSO	Kingdome RS Overflow	Kingdome RS Overflow	Kingdome RS Overflow
				Task	CONCSO95	CONCSO95	CONCSO95
				Sample ID	CONCSO95CN10W_L6392-2	CONCSO95CN10W_L6392-3	CONCSO95CN10W_L6392-4
				Sample Date	06/26/1995	06/27/1995	06/26/1995
				Depth			
	SMS_Marine_SCO_SCUMII	SMS_Marine_CSL_SCUMII	AET_Marine_SCO_SCUMII	AET_Marine_CSL_SCUMII			
Benzo(g,h,i)perylene			670	720	--	--	--
Benzo(k)fluoranthene					--	--	--
Carbazole					--	**148**	--
Chrysene			1400	2800	--	--	--
Dibenzo(a,h)anthracene			230	230	--	--	--
Dibenzofuran			540	540	--	**323 J**	--
Fluoranthene			1700	2500	--	**3200 J**	--
Fluorene			540	540	--	--	--
Indeno(1,2,3-c,d)pyrene			600	690	--	--	**170 J**
Naphthalene			2100	2100	**79**	--	--
Phenanthrene			1500	1500	--	--	--
Pyrene			2600	3300	--	--	--
Retene					--	--	--
Total Benzofluoranthenes (b,j,k) (U = 0)			3200	3600	**960 J**	--	--
Total cPAH TEQ (7 minimum CAEPA 2005) (U = 0)					**96 J**	--	**36 J**
Total HPAH (SMS) (U = 0)			12000	17000	**960 J**	**3200 J**	**360 J**
Total LPAH (SMS) (U = 0)			5200	5200	**79**	**500 J**	--
Pesticides (mg/kg-OC)							
Hexachlorobenzene	0.38	2.3			--	--	--
Hexachlorobutadiene (Hexachloro-1,3-butadiene)	3.9	6.2			--	--	--
Pesticides (µg/kg)							
2,4'-DDD (o,p'-DDD)					--	--	--
2,4'-DDE (o,p'-DDE)					--	--	--
2,4'-DDT (o,p'-DDT)					--	--	--
4,4'-DDD (p,p'-DDD)					--	--	--
4,4'-DDE (p,p'-DDE)					--	--	--
4,4'-DDT (p,p'-DDT)					--	--	2.1 U
Aldrin					--	--	--
Chlordane					--	--	--
Chlordane, alpha- (Chlordane, cis-)					--	--	--
Chlordane, beta- (Chlordane, trans-)					--	--	--
Chlordane, gamma-					--	--	--

Table C-10
Sediment Data for Kingdome RS Overflow

				Distance to CSO (ft)	196	196	196
				Location ID	CONCSO95CN10W	CONCSO95CN10W	CONCSO95CN10W
				Area	ElliottBay	ElliottBay	ElliottBay
				CSO	Kingdome RS Overflow	Kingdome RS Overflow	Kingdome RS Overflow
				Task	CONCSO95	CONCSO95	CONCSO95
				Sample ID	CONCSO95CN10W_L6392-2	CONCSO95CN10W_L6392-3	CONCSO95CN10W_L6392-4
				Sample Date	06/26/1995	06/27/1995	06/26/1995
				Depth			
	SMS_Marine_SCO_SCUMII	SMS_Marine_CSL_SCUMII	AET_Marine_SCO_SCUMII	AET_Marine_CSL_SCUMII			
Dieldrin					--	2.7 U	--
Endosulfan					--	--	2.1 U
Endosulfan sulfate					2.3 U	--	--
Endosulfan, alpha- (I)					--	--	--
Endosulfan, beta (II)					--	--	--
Endrin					--	--	--
Endrin aldehyde					--	--	--
Endrin ketone					--	--	--
Heptachlor					--	--	--
Heptachlor epoxide					--	2.7 U	--
Hexachlorobenzene			22	70	--	--	--
Hexachlorobutadiene (Hexachloro-1,3-butadiene)			11	120	--	--	--
Hexachlorocyclohexane (BHC), alpha-					--	--	--
Hexachlorocyclohexane (BHC), beta-					--	--	--
Hexachlorocyclohexane (BHC), delta-					--	--	--
Hexachlorocyclohexane (BHC), gamma- (Lindane)					--	--	2.1 U
Methoxychlor					12 U	--	11 U
Mirex					--	--	--
Nonachlor, cis-					--	--	--
Nonachlor, trans-					--	--	--
Oxychlordane					--	--	--
Total 2,4' and 4,4'-DDD,-DDE,-DDT (reported, not calculated)					--	--	--
Total 4,4'-DDD,-DDE,-DDT (reported, not calculated)					--	--	--
Total Chlordane (Reported, not calculated)					--	--	--
Toxaphene					23 U	--	--
PCB Aroclors (mg/kg-OC)							
Total PCB Aroclors (SMS Marine 2013) (U = 0)	12	65			--	--	--
PCB Aroclors (µg/kg)							
Aroclor 1016					--	--	--
Aroclor 1221					--	--	21 U
Aroclor 1232					--	--	--
Aroclor 1242					--	27 U	--

Table C-10
Sediment Data for Kingdome RS Overflow

					Distance to CSO (ft)	196	196	196
					Location ID	CONCSO95CN10W	CONCSO95CN10W	CONCSO95CN10W
					Area	ElliottBay	ElliottBay	ElliottBay
					CSO	Kingdome RS Overflow	Kingdome RS Overflow	Kingdome RS Overflow
					Task	CONCSO95	CONCSO95	CONCSO95
					Sample ID	CONCSO95CN10W_L6392-2	CONCSO95CN10W_L6392-3	CONCSO95CN10W_L6392-4
					Sample Date	06/26/1995	06/27/1995	06/26/1995
					Depth			
	SMS_Marine_SCO_SCUMII	SMS_Marine_CSL_SCUMII	AET_Marine_SCO_SCUMII	AET_Marine_CSL_SCUMII			
Aroclor 1248						23 U	--	--
Aroclor 1254						--	--	--
Aroclor 1260						**80.1**	--	--
Aroclor 1262						--	--	--
Aroclor 1268						--	--	--
Total PCB Aroclors (SMS Marine 2013) (U = 0)			130	1000		**80**	27 U	21 U
Total Petroleum Hydrocarbons (mg/kg)								
Oil and grease						--	--	**20500**

Table C-10
Sediment Data for Kingdome RS Overflow

					Distance to CSO (ft)	196	196	196
					Location ID	CONCSO95CN10W	CONCSO95CN10W	CONCSO95CN10W
					Area	ElliottBay	ElliottBay	ElliottBay
					CSO	Kingdome RS Overflow	Kingdome RS Overflow	Kingdome RS Overflow
					Task	CONCSO95	CONCSO95	CONCSO95
					Sample ID	CONCSO95CN10W_L6392-5	CONCSO95CN10W_L6392-6	CONCSO95CN10W_L6392-7
					Sample Date	06/26/1995	06/26/1995	06/27/1995
					Depth			
	SMS_Marine_SCO_SCUMII	SMS_Marine_CSL_SCUMII	AET_Marine_SCO_SCUMII	AET_Marine_CSL_SCUMII				
Conventional Parameters (mg/kg)								
Acid volatile sulfide					--	**9.61**	--	
Ammonia					**12.2 J**	--	--	
Ammonia as nitrogen					--	--	--	
Nitrogen, total (nitrate, nitrite, kjeldahl) (calculated)					--	--	--	
Sulfide					--	--	--	
Conventional Parameters (pct)								
Total organic carbon					--	**0.863 J**	--	
Total solids					--	--	--	
Total solids (preserved)					--	--	--	
Total volatile solids					--	--	--	
Conventional Parameters (su)								
pH					--	--	**6.82**	
Grain Size (pct)								
Percent retained <0.98 micron sieve					--	--	--	
Percent retained >2000 micron sieve					--	--	--	
Percent retained 31.2 micron sieve					--	--	--	
Percent retained 62.5 micron sieve					--	--	--	
Percent retained 7.8 micron sieve					--	--	--	
Gravel					--	--	--	
Sand					--	--	--	
Silt					--	--	--	
Clay					--	**4.3**	--	
Percent retained 1.95 micron sieve					--	--	--	
Percent retained 3.9 micron sieve					--	--	--	
Percent retained 15.6 micron sieve					--	--	--	
Percent retained 125 micron sieve					--	--	--	
Percent retained 250 micron sieve (#60)					--	--	--	
Percent retained 500 micron sieve					--	--	--	
Percent retained 1000 micron sieve					--	--	--	
Percent retained 2000 micron sieve (#10)					--	--	--	

Table C-10
Sediment Data for Kingdome RS Overflow

					Distance to CSO (ft)	196	196	196
					Location ID	CONCSO95CN10W	CONCSO95CN10W	CONCSO95CN10W
					Area	ElliottBay	ElliottBay	ElliottBay
					CSO	Kingdome RS Overflow	Kingdome RS Overflow	Kingdome RS Overflow
					Task	CONCSO95	CONCSO95	CONCSO95
					Sample ID	CONCSO95CN10W_L6392-5	CONCSO95CN10W_L6392-6	CONCSO95CN10W_L6392-7
					Sample Date	06/26/1995	06/26/1995	06/27/1995
					Depth			
	SMS_Marine_SCO_SCUMII	SMS_Marine_CSL_SCUMII	AET_Marine_SCO_SCUMII	AET_Marine_CSL_SCUMII			
Metals (mg/kg)							
Aluminum					--	--	--
Antimony					--	--	--
Arsenic	57	93	57	93	--	--	--
Beryllium					**0.14**	--	--
Cadmium	5.1	6.7	5.1	6.7	--	--	--
Chromium	260	270	260	270	--	--	--
Cobalt					--	--	--
Copper	390	390	390	390	--	**35.4**	--
Iron					--	--	--
Lead	450	530	450	530	**13**	--	--
Manganese					--	--	--
Mercury	0.41	0.59	0.41	0.59	--	**0.13**	--
Molybdenum					2.9 U	--	--
Nickel					--	--	--
Potassium					**1000**	--	--
Selenium					--	--	--
Silver	6.1	6.1	6.1	6.1	0.57 U	--	--
Sodium					--	**6130**	--
Thallium					--	31 U	--
Vanadium					--	--	--
Zinc	410	960	410	960	--	--	--
Organometallic Compounds (porewater) (µg/L)							
Tri-n-butyltin - synonym with Tributyltin.					--	--	--
Organometallic Compounds (µg/kg)							
Butyltin (ion)					--	--	--
Dibutyltin (ion)					--	--	--
Tributyltin (ion)					--	--	--
Volatile Organics (mg/kg-OC)							
1,2,4-Trichlorobenzene	0.81	1.8			--	--	--
1,2-Dichlorobenzene	2.3	2.3			--	--	--
1,4-Dichlorobenzene	3.1	9			--	--	--

Table C-10
Sediment Data for Kingdome RS Overflow

					Distance to CSO (ft)	196	196
					Location ID	CONCSO95CN10W	CONCSO95CN10W
					Area	ElliottBay	ElliottBay
					CSO	Kingdome RS Overflow	Kingdome RS Overflow
					Task	CONCSO95	CONCSO95
					Sample ID	CONCSO95CN10W_L6392-5	CONCSO95CN10W_L6392-6
					Sample Date	06/26/1995	06/26/1995
					Depth		
	SMS_Marine_SCO_SCUMII	SMS_Marine_CSL_SCUMII	AET_Marine_SCO_SCUMII	AET_Marine_CSL_SCUMII			
Hexachlorobutadiene (Hexachloro-1,3-butadiene)	3.9	6.2			--	5 UJ	--
Volatile Organics (µg/kg)							
1,2,4-Trichlorobenzene			31	51	--	--	--
1,2-Dichlorobenzene			35	50	--	--	--
1,3-Dichlorobenzene					--	--	--
1,4-Dichlorobenzene			110	110	--	--	--
Chloroprene					--	--	--
Ethylbenzene					--	--	--
Hexachlorobutadiene (Hexachloro-1,3-butadiene)			11	120	--	43 UJ	--
Tetrachloroethene (PCE)					--	--	--
Trichloroethene (TCE)					--	--	--
Semivolatile Organics (mg/kg-OC)							
1,2,4-Trichlorobenzene	0.81	1.8			--	0.13 UJ	--
1,2-Dichlorobenzene	2.3	2.3			--	--	--
1,4-Dichlorobenzene	3.1	9			--	--	--
2-Methylnaphthalene	38	64			--	--	--
Acenaphthene	16	57			--	--	--
Acenaphthylene	66	66			--	--	--
Anthracene	220	1200			--	--	--
Benzo(a)anthracene	110	270			--	--	--
Benzo(a)pyrene	99	210			--	--	--
Benzo(b)fluoranthene					--	--	--
Benzo(g,h,i)perylene	31	78			--	--	--
Benzo(k)fluoranthene					--	--	--
bis(2-Ethylhexyl)phthalate	47	78			--	--	--
Butylbenzyl phthalate	4.9	64			--	--	--
Chrysene	110	460			--	--	--
Dibenzo(a,h)anthracene	12	33			--	--	--
Dibenzofuran	15	58			--	--	--
Diethyl phthalate	61	110			--	--	--
Dimethyl phthalate	53	53			--	--	--
Di-n-butyl phthalate	220	1700			--	--	--

Table C-10
Sediment Data for Kingdome RS Overflow

				Distance to CSO (ft)	196	196	196
				Location ID	CONCSO95CN10W	CONCSO95CN10W	CONCSO95CN10W
				Area	ElliottBay	ElliottBay	ElliottBay
				CSO	Kingdome RS Overflow	Kingdome RS Overflow	Kingdome RS Overflow
				Task	CONCSO95	CONCSO95	CONCSO95
				Sample ID	CONCSO95CN10W_L6392-5	CONCSO95CN10W_L6392-6	CONCSO95CN10W_L6392-7
				Sample Date	06/26/1995	06/26/1995	06/27/1995
				Depth			
	SMS_Marine_SCO_SCUMII	SMS_Marine_CSL_SCUMII	AET_Marine_SCO_SCUMII	AET_Marine_CSL_SCUMII			
Di-n-octyl phthalate	58	4500			--	--	--
Fluoranthene	160	1200			--	--	--
Fluorene	23	79			--	--	--
Hexachlorobenzene	0.38	2.3			--	--	--
Hexachlorobutadiene (Hexachloro-1,3-butadiene)	3.9	6.2			--	--	--
Indeno(1,2,3-c,d)pyrene	34	88			--	--	--
Naphthalene	99	170			--	--	--
n-Nitrosodiphenylamine	11	11			--	--	--
Phenanthrene	100	480			--	--	--
Pyrene	1000	1400			--	--	--
Total Benzofluoranthenes (b,j,k) (U = 0)	230	450			--	--	--
Total cPAH TEQ (7 minimum CAEPA 2005) (U = 0)					--	--	--
Total HPAH (SMS) (U = 0)	960	5300			--	--	--
Total LPAH (SMS) (U = 0)	370	780			--	--	--
Semivolatile Organics (µg/kg)							
1,2,4-Trichlorobenzene			31	51	--	1.1 UJ	--
1,2-Dichlorobenzene			35	50	--	--	--
1,2-Diphenylhydrazine					--	--	--
1,3-Dichlorobenzene					--	--	--
1,4-Dichlorobenzene			110	110	--	--	--
1-Methylnaphthalene					--	--	--
2,2'-Oxybis (1-chloropropane)					--	--	--
2,2'-Oxybis (2-chloropropane)					--	83 U	--
2,4,5-Trichlorophenol					--	--	--
2,4,6-Trichlorophenol					--	--	--
2,4-Dichlorophenol					--	--	--
2,4-Dimethylphenol	29	29	29	29	39 U	--	--
2,4-Dinitrophenol					--	--	--
2,4-Dinitrotoluene					--	17 U	--
2,6-Dinitrotoluene					--	--	--
2-Chloronaphthalene					23 U	--	--
2-Chlorophenol					--	--	--

Table C-10
Sediment Data for Kingdome RS Overflow

				Distance to CSO (ft)	196	196	196
				Location ID	CONCSO95CN10W	CONCSO95CN10W	CONCSO95CN10W
				Area	ElliottBay	ElliottBay	ElliottBay
				CSO	Kingdome RS Overflow	Kingdome RS Overflow	Kingdome RS Overflow
				Task	CONCSO95	CONCSO95	CONCSO95
				Sample ID	CONCSO95CN10W_L6392-5	CONCSO95CN10W_L6392-6	CONCSO95CN10W_L6392-7
				Sample Date	06/26/1995	06/26/1995	06/27/1995
				Depth			
	SMS_Marine_SCO_SCUMII	SMS_Marine_CSL_SCUMII	AET_Marine_SCO_SCUMII	AET_Marine_CSL_SCUMII			
2-Methylnaphthalene			670	670	--	--	--
2-Methylphenol (o-Cresol)	63	63	63	63	--	--	--
2-Nitroaniline					--	--	--
2-Nitrophenol					39 UJ	--	--
3,3'-Dichlorobenzidine					--	43 U	--
3-Methylphenanthrene					--	--	--
3-Nitroaniline					--	--	--
4-Bromophenyl-phenyl ether					--	--	--
4-Chloro-3-methylphenol					--	--	--
4-Chloroaniline					--	--	--
4-Chlorophenyl phenyl ether					--	--	--
4-Methylphenol (p-Cresol)	670	670	670	670	39 U	--	--
4-Nitroaniline					--	--	--
4-Nitrophenol					--	83 U	--
Acenaphthene			500	500	--	--	--
Acenaphthylene			1300	1300	--	--	--
Aniline					--	--	--
Anthracene			960	960	--	--	--
Benzidine					--	**-99999 R**	--
Benzo(a)anthracene			1300	1600	--	--	--
Benzo(a)pyrene			1600	1600	--	--	--
Benzo(b)fluoranthene					--	--	--
Benzo(g,h,i)perylene			670	720	--	--	--
Benzo(k)fluoranthene					--	--	--
Benzoic acid	650	650	650	650	--	--	--
Benzyl alcohol	57	73	57	73	39 U	--	--
Biphenyl (1,1'-Biphenyl)					--	--	--
bis(2-Chloroethoxy)methane					--	--	--
bis(2-Chloroethyl)ether					--	--	--
bis(2-Ethylhexyl)phthalate			1300	3100	**-99999 R**	--	--
Butylbenzyl phthalate			63	900	--	--	--
Carbazole					--	--	--

Table C-10
Sediment Data for Kingdome RS Overflow

				Distance to CSO (ft)	196	196	196
				Location ID	CONCSO95CN10W	CONCSO95CN10W	CONCSO95CN10W
				Area	ElliottBay	ElliottBay	ElliottBay
				CSO	Kingdome RS Overflow	Kingdome RS Overflow	Kingdome RS Overflow
				Task	CONCSO95	CONCSO95	CONCSO95
				Sample ID	CONCSO95CN10W_L6392-5	CONCSO95CN10W_L6392-6	CONCSO95CN10W_L6392-7
				Sample Date	06/26/1995	06/26/1995	06/27/1995
				Depth			
	SMS_Marine_SCO_SCUMII	SMS_Marine_CSL_SCUMII	AET_Marine_SCO_SCUMII	AET_Marine_CSL_SCUMII			
Chlorinated Benzenes					--	--	--
Chrysene			1400	2800	--	--	--
Coprostanol (Cholestan-3-ol (3B, 5B))					--	--	--
Dibenzo(a,h)anthracene			230	230	--	--	--
Dibenzofuran			540	540	--	--	--
Diethyl phthalate			200	1200	--	--	--
Dimethyl phthalate			71	160	--	--	--
Di-n-butyl phthalate			1400	1400	--	--	--
Dinitro-o-cresol (4,6-Dinitro-2-methylphenol)					--	--	--
Di-n-octyl phthalate			6200	6200	23 U	--	--
Fluoranthene			1700	2500	--	--	--
Fluorene			540	540	--	--	--
Hexachlorobenzene			22	70	--	--	--
Hexachlorobutadiene (Hexachloro-1,3-butadiene)			11	120	--	--	--
Hexachlorocyclopentadiene					--	--	--
Hexachloroethane					39 UJ	--	--
Indeno(1,2,3-c,d)pyrene			600	690	--	--	--
Isophorone					--	43 U	--
Naphthalene			2100	2100	--	--	--
Nitrobenzene					--	--	--
n-Nitrosodimethylamine					--	--	--
n-Nitrosodi-n-propylamine					--	43 U	--
n-Nitrosodiphenylamine			28	40	--	--	--
Pentachlorophenol	360	690	360	690	--	--	--
Phenanthrene			1500	1500	--	--	--
Phenol	420	1200	420	1200	--	--	--
Pyrene			2600	3300	--	--	--
Total Benzofluoranthenes (b,j,k) (U = 0)			3200	3600	--	--	--
Total cPAH TEQ (7 minimum CAEPA 2005) (U = 0)					--	--	--
Total HPAH (SMS) (U = 0)			12000	17000	--	--	--
Total LPAH (SMS) (U = 0)			5200	5200	--	--	--

Table C-10
Sediment Data for Kingdome RS Overflow

					Distance to CSO (ft)	196	196	196
					Location ID	CONCSO95CN10W	CONCSO95CN10W	CONCSO95CN10W
					Area	ElliottBay	ElliottBay	ElliottBay
					CSO	Kingdome RS Overflow	Kingdome RS Overflow	Kingdome RS Overflow
					Task	CONCSO95	CONCSO95	CONCSO95
					Sample ID	CONCSO95CN10W_L6392-5	CONCSO95CN10W_L6392-6	CONCSO95CN10W_L6392-7
					Sample Date	06/26/1995	06/26/1995	06/27/1995
					Depth			
	SMS_Marine_SCO_SCUMII	SMS_Marine_CSL_SCUMII	AET_Marine_SCO_SCUMII	AET_Marine_CSL_SCUMII				
Polycyclic Aromatic Hydrocarbons (mg/kg-OC)								
2-Methylnaphthalene	38	64			--	7.9 U	--	
Acenaphthene	16	57			--	--	--	
Acenaphthylene	66	66			--	--	--	
Anthracene	220	1200			--	--	--	
Benzo(a)anthracene	110	270			--	--	--	
Benzo(a)pyrene	99	210			--	--	--	
Benzo(b)fluoranthene					--	--	--	
Benzo(g,h,i)perylene	31	78			--	--	--	
Benzo(k)fluoranthene					--	**38 J**	--	
Chrysene	110	460			--	--	--	
Dibenzo(a,h)anthracene	12	33			--	--	--	
Dibenzofuran	15	58			--	--	--	
Fluoranthene	160	1200			--	--	--	
Fluorene	23	79			--	--	--	
Indeno(1,2,3-c,d)pyrene	34	88			--	--	--	
Naphthalene	99	170			--	--	--	
Phenanthrene	100	480			--	--	--	
Pyrene	1000	1400			--	--	--	
Total Benzofluoranthenes (b,j,k) (U = 0)	230	450			--	**38 J**	--	
Total cPAH TEQ (7 minimum CAEPA 2005) (U = 0)					--	**3.8 J**	--	
Total HPAH (SMS) (U = 0)	960	5300			--	**38 J**	--	
Total LPAH (SMS) (U = 0)	370	780			--	--	--	
Polycyclic Aromatic Hydrocarbons (µg/kg)								
1-Methylphenanthrene					--	--	--	
2-Methylnaphthalene			670	670	--	68 U	--	
2-Methylphenanthrene					--	--	--	
Acenaphthene			500	500	--	--	--	
Acenaphthylene			1300	1300	--	--	--	
Anthracene			960	960	--	--	--	
Benzo(a)anthracene			1300	1600	--	--	--	
Benzo(a)pyrene			1600	1600	**150 J**	--	--	
Benzo(b)fluoranthene					--	--	--	

Table C-10
Sediment Data for Kingdome RS Overflow

				Distance to CSO (ft)	196	196	196
				Location ID	CONCSO95CN10W	CONCSO95CN10W	CONCSO95CN10W
				Area	ElliottBay	ElliottBay	ElliottBay
				CSO	Kingdome RS Overflow	Kingdome RS Overflow	Kingdome RS Overflow
				Task	CONCSO95	CONCSO95	CONCSO95
				Sample ID	CONCSO95CN10W_L6392-5	CONCSO95CN10W_L6392-6	CONCSO95CN10W_L6392-7
				Sample Date	06/26/1995	06/26/1995	06/27/1995
				Depth			
	SMS_Marine_SCO_SCUMII	SMS_Marine_CSL_SCUMII	AET_Marine_SCO_SCUMII	AET_Marine_CSL_SCUMII			
Benzo(g,h,i)perylene			670	720	--	--	--
Benzo(k)fluoranthene					--	**330 J**	--
Carbazole					--	--	--
Chrysene			1400	2800	--	--	--
Dibenzo(a,h)anthracene			230	230	--	--	--
Dibenzofuran			540	540	--	--	--
Fluoranthene			1700	2500	--	--	--
Fluorene			540	540	--	--	--
Indeno(1,2,3-c,d)pyrene			600	690	--	--	--
Naphthalene			2100	2100	--	--	--
Phenanthrene			1500	1500	--	--	--
Pyrene			2600	3300	**310 J**	--	--
Retene					--	--	--
Total Benzofluoranthenes (b,j,k) (U = 0)			3200	3600	--	**330 J**	--
Total cPAH TEQ (7 minimum CAEPA 2005) (U = 0)					**150 J**	**33 J**	--
Total HPAH (SMS) (U = 0)			12000	17000	**460 J**	**330 J**	--
Total LPAH (SMS) (U = 0)			5200	5200	--	--	--
Pesticides (mg/kg-OC)							
Hexachlorobenzene	0.38	2.3			--	--	--
Hexachlorobutadiene (Hexachloro-1,3-butadiene)	3.9	6.2			--	--	--
Pesticides (µg/kg)							
2,4'-DDD (o,p'-DDD)					--	--	--
2,4'-DDE (o,p'-DDE)					--	--	--
2,4'-DDT (o,p'-DDT)					--	--	--
4,4'-DDD (p,p'-DDD)					--	--	--
4,4'-DDE (p,p'-DDE)					--	--	--
4,4'-DDT (p,p'-DDT)					--	--	--
Aldrin					1.9 U	--	--
Chlordane					--	11 U	--
Chlordane, alpha- (Chlordane, cis-)					--	--	--
Chlordane, beta- (Chlordane, trans-)					--	--	--
Chlordane, gamma-					--	--	--

Table C-10
Sediment Data for Kingdome RS Overflow

				Distance to CSO (ft)	196	196	196
				Location ID	CONCSO95CN10W	CONCSO95CN10W	CONCSO95CN10W
				Area	ElliottBay	ElliottBay	ElliottBay
				CSO	Kingdome RS Overflow	Kingdome RS Overflow	Kingdome RS Overflow
				Task	CONCSO95	CONCSO95	CONCSO95
				Sample ID	CONCSO95CN10W_L6392-5	CONCSO95CN10W_L6392-6	CONCSO95CN10W_L6392-7
				Sample Date	06/26/1995	06/26/1995	06/27/1995
				Depth			
	SMS_Marine_SCO_SCUMII	SMS_Marine_CSL_SCUMII	AET_Marine_SCO_SCUMII	AET_Marine_CSL_SCUMII			
Dieldrin					--	--	--
Endosulfan					--	--	--
Endosulfan sulfate					--	2 U	--
Endosulfan, alpha- (I)					--	--	--
Endosulfan, beta (II)					--	--	--
Endrin					1.9 U	--	--
Endrin aldehyde					--	--	--
Endrin ketone					--	--	--
Heptachlor					--	--	--
Heptachlor epoxide					--	--	--
Hexachlorobenzene			22	70	--	--	--
Hexachlorobutadiene (Hexachloro-1,3-butadiene)			11	120	--	--	--
Hexachlorocyclohexane (BHC), alpha-					--	--	--
Hexachlorocyclohexane (BHC), beta-					--	--	--
Hexachlorocyclohexane (BHC), delta-					1.9 U	--	--
Hexachlorocyclohexane (BHC), gamma- (Lindane)					--	--	--
Methoxychlor					--	--	--
Mirex					--	--	--
Nonachlor, cis-					--	--	--
Nonachlor, trans-					--	--	--
Oxychlordane					--	--	--
Total 2,4' and 4,4'-DDD,-DDE,-DDT (reported, not calculated)					--	--	--
Total 4,4'-DDD,-DDE,-DDT (reported, not calculated)					--	--	--
Total Chlordane (Reported, not calculated)					--	--	--
Toxaphene					--	--	--
PCB Aroclors (mg/kg-OC)							
Total PCB Aroclors (SMS Marine 2013) (U = 0)	12	65			--	2 U	--
PCB Aroclors (µg/kg)							
Aroclor 1016					19 U	--	--
Aroclor 1221					--	--	--
Aroclor 1232					--	--	--
Aroclor 1242					--	--	--

Table C-10
Sediment Data for Kingdome RS Overflow

					Distance to CSO (ft)	196	196	196
					Location ID	CONCSO95CN10W	CONCSO95CN10W	CONCSO95CN10W
					Area	ElliottBay	ElliottBay	ElliottBay
					CSO	Kingdome RS Overflow	Kingdome RS Overflow	Kingdome RS Overflow
					Task	CONCSO95	CONCSO95	CONCSO95
					Sample ID	CONCSO95CN10W_L6392-5	CONCSO95CN10W_L6392-6	CONCSO95CN10W_L6392-7
					Sample Date	06/26/1995	06/26/1995	06/27/1995
					Depth			
	SMS_Marine_SCO_SCUMII	SMS_Marine_CSL_SCUMII	AET_Marine_SCO_SCUMII	AET_Marine_CSL_SCUMII			
Aroclor 1248						--	20 U	--
Aroclor 1254						--	--	--
Aroclor 1260						19 U	--	--
Aroclor 1262						--	--	--
Aroclor 1268						--	--	--
Total PCB Aroclors (SMS Marine 2013) (U = 0)			130	1000		19 U	20 U	--
Total Petroleum Hydrocarbons (mg/kg)								
Oil and grease						--	--	--

Table C-10
Sediment Data for Kingdome RS Overflow

				Distance to CSO (ft)	220	299	314
				Location ID	EW09-SS-223	EW09-SS-222	EBCHEMSS-01
				Area	ElliottBay	ElliottBay	ElliottBay
				CSO	Kingdome RS Overflow	Kingdome RS Overflow	Kingdome RS Overflow
				Task	EWSurfaceSedRd2	EWSurfaceSedRd2	EBCHEM
				Sample ID	EW09-SS-223-010	EW09-SS-222-010	SS-01_19851016
				Sample Date	06/22/2009	06/23/2009	10/16/1985
				Depth	0 - 7 cm	0 - 10 cm	
	SMS_Marine_SCO_SCUMII	SMS_Marine_CSL_SCUMII	AET_Marine_SCO_SCUMII	AET_Marine_CSL_SCUMII			
Conventional Parameters (mg/kg)							
Acid volatile sulfide					--	--	--
Ammonia					--	--	--
Ammonia as nitrogen					**3.57**	**3.23**	--
Nitrogen, total (nitrate, nitrite, kjeldahl) (calculated)					--	--	**270**
Sulfide					**25.7 J**	**4.95 J**	**7**
Conventional Parameters (pct)							
Total organic carbon					**0.192**	**0.776**	**0.4 J**
Total solids					**65.9**	**72.2**	**74.4**
Total solids (preserved)					**63.7**	**72.4**	--
Total volatile solids					--	--	**1.65**
Conventional Parameters (su)							
pH					--	--	--
Grain Size (pct)							
Percent retained <0.98 micron sieve					**4.2**	**2**	--
Percent retained >2000 micron sieve					**3**	**5.5**	--
Percent retained 31.2 micron sieve					**10**	**1.4**	--
Percent retained 62.5 micron sieve					**16.8**	**2.2**	--
Percent retained 7.8 micron sieve					**3.1**	**1.5**	--
Gravel					**3**	**5.5**	--
Sand					**54.5**	**84.2**	**73.7**
Silt					**34.8**	**6.5**	**14.2**
Clay					**7.9**	**3.9**	**7.81**
Percent retained 1.95 micron sieve					**1.9**	**1**	--
Percent retained 3.9 micron sieve					**1.8**	**0.9**	--
Percent retained 15.6 micron sieve					**4.9**	**1.4**	--
Percent retained 125 micron sieve					**30.2**	**9.4**	--
Percent retained 250 micron sieve (#60)					**18.3**	**37.1**	--
Percent retained 500 micron sieve					**2.7**	**26.9**	--
Percent retained 1000 micron sieve					**1.4**	**7.6**	--
Percent retained 2000 micron sieve (#10)					**1.9**	**3.2**	--

Table C-10
Sediment Data for Kingdome RS Overflow

					Distance to CSO (ft)	220	299	314
					Location ID	EW09-SS-223	EW09-SS-222	EBCHEMSS-01
					Area	ElliottBay	ElliottBay	ElliottBay
					CSO	Kingdome RS Overflow	Kingdome RS Overflow	Kingdome RS Overflow
					Task	EWSurfaceSedRd2	EWSurfaceSedRd2	EBCHEM
					Sample ID	EW09-SS-223-010	EW09-SS-222-010	SS-01_19851016
					Sample Date	06/22/2009	06/23/2009	10/16/1985
					Depth	0 - 7 cm	0 - 10 cm	
	SMS_Marine_SCO_SCUMII	SMS_Marine_CSL_SCUMII	AET_Marine_SCO_SCUMII	AET_Marine_CSL_SCUMII			
Metals (mg/kg)							
Aluminum					--	--	--
Antimony					7 UJ	7 UJ	**2.91**
Arsenic	57	93	57	93	**2.3**	**3.5**	**3.88**
Beryllium					--	--	--
Cadmium	5.1	6.7	5.1	6.7	0.3 U	0.3 U	**0.15**
Chromium	260	270	260	270	**14.3**	**21.6**	**204 J**
Cobalt					**4.3 J**	**5.4**	--
Copper	390	390	390	390	**18.2 J**	**22.3**	**46.5**
Iron					--	--	**36000**
Lead	450	530	450	530	**5 J**	**8**	**21.9**
Manganese					--	--	**589 J**
Mercury	0.41	0.59	0.41	0.59	**0.04**	**0.06 J**	**0.054 J**
Molybdenum					0.7 UJ	**1.4**	--
Nickel					**10**	**18**	**58.5**
Potassium					--	--	--
Selenium					0.7 U	0.7 U	0.12 U
Silver	6.1	6.1	6.1	6.1	0.4 U	0.4 U	**0.1 J**
Sodium					--	--	--
Thallium					0.3 U	0.3 U	--
Vanadium					**40.2**	**37.7**	--
Zinc	410	960	410	960	**29 J**	**233 J**	**65.3 J**
Organometallic Compounds (porewater) (µg/L)							
Tri-n-butyltin - synonym with Tributyltin.					--	--	--
Organometallic Compounds (µg/kg)							
Butyltin (ion)					--	--	--
Dibutyltin (ion)					--	--	--
Tributyltin (ion)					--	--	--
Volatile Organics (mg/kg-OC)							
1,2,4-Trichlorobenzene	0.81	1.8			--	--	--
1,2-Dichlorobenzene	2.3	2.3			--	--	--
1,4-Dichlorobenzene	3.1	9			--	--	--

Table C-10
Sediment Data for Kingdome RS Overflow

				Distance to CSO (ft)	220	299	314
				Location ID	EW09-SS-223	EW09-SS-222	EBCHEMSS-01
				Area	ElliottBay	ElliottBay	ElliottBay
				CSO	Kingdome RS Overflow	Kingdome RS Overflow	Kingdome RS Overflow
				Task	EWSurfaceSedRd2	EWSurfaceSedRd2	EBCHEM
				Sample ID	EW09-SS-223-010	EW09-SS-222-010	SS-01_19851016
				Sample Date	06/22/2009	06/23/2009	10/16/1985
				Depth	0 - 7 cm	0 - 10 cm	
	SMS_Marine_SCO_SCUMII	SMS_Marine_CSL_SCUMII	AET_Marine_SCO_SCUMII	AET_Marine_CSL_SCUMII			
Hexachlorobutadiene (Hexachloro-1,3-butadiene)	3.9	6.2			3.1 U	0.79 U	120 U
Volatile Organics (µg/kg)							
1,2,4-Trichlorobenzene			31	51	--	--	--
1,2-Dichlorobenzene			35	50	--	--	--
1,3-Dichlorobenzene					--	--	--
1,4-Dichlorobenzene			110	110	--	--	--
Chloroprene					--	--	480 U
Ethylbenzene					--	--	--
Hexachlorobutadiene (Hexachloro-1,3-butadiene)			11	120	5.9 U	6.1 U	480 U
Tetrachloroethene (PCE)					--	--	--
Trichloroethene (TCE)					--	--	--
Semivolatile Organics (mg/kg-OC)							
1,2,4-Trichlorobenzene	0.81	1.8			3.1 U	0.79 U	18 U
1,2-Dichlorobenzene	2.3	2.3			3.1 U	0.79 U	10 U
1,4-Dichlorobenzene	3.1	9			3.1 U	0.79 U	20 U
2-Methylnaphthalene	38	64			10 U	**2.1 J**	--
Acenaphthene	16	57			10 U	**1.8 J**	--
Acenaphthylene	66	66			10 U	2.4 U	--
Anthracene	220	1200			10 U	**3.1**	--
Benzo(a)anthracene	110	270			10 U	**4.6**	--
Benzo(a)pyrene	99	210			10 U	**5**	--
Benzo(b)fluoranthene					10 U	**5**	--
Benzo(g,h,i)perylene	31	78			10 U	**2.8**	--
Benzo(k)fluoranthene					10 U	**5**	--
bis(2-Ethylhexyl)phthalate	47	78			10 U	**3.1**	--
Butylbenzyl phthalate	4.9	64			7.8 U	1.9 U	**2.8 J**
Chrysene	110	460			10 U	**7.5**	--
Dibenzo(a,h)anthracene	12	33			10 U	2.4 U	--
Dibenzofuran	15	58			10 U	**2.1 J**	--
Diethyl phthalate	61	110			**12**	1.9 U	--
Dimethyl phthalate	53	53			7.8 U	1.9 U	0.9 U
Di-n-butyl phthalate	220	1700			10 U	2.4 U	--

Table C-10
Sediment Data for Kingdome RS Overflow

					Distance to CSO (ft)	**220**	**299**	**314**
					Location ID	**EW09-SS-223**	**EW09-SS-222**	**EBCHEMSS-01**
					Area	**ElliottBay**	**ElliottBay**	**ElliottBay**
					CSO	**Kingdome RS Overflow**	**Kingdome RS Overflow**	**Kingdome RS Overflow**
					Task	**EWSurfaceSedRd2**	**EWSurfaceSedRd2**	**EBCHEM**
					Sample ID	**EW09-SS-223-010**	**EW09-SS-222-010**	**SS-01_19851016**
					Sample Date	**06/22/2009**	**06/23/2009**	**10/16/1985**
					Depth	**0 - 7 cm**	**0 - 10 cm**	
	SMS_Marine_SCO_SCUMII	**SMS_Marine_CSL_SCUMII**	**AET_Marine_SCO_SCUMII**	**AET_Marine_CSL_SCUMII**			
Di-n-octyl phthalate	58	4500			10 U	2.4 U	**0.4**
Fluoranthene	160	1200			10 U	**11**	--
Fluorene	23	79			10 U	**1.9 J**	--
Hexachlorobenzene	0.38	2.3			3.1 U	0.79 UJ	9.3 U
Hexachlorobutadiene (Hexachloro-1,3-butadiene)	3.9	6.2			--	--	--
Indeno(1,2,3-c,d)pyrene	34	88			10 U	**2.2 J**	--
Naphthalene	99	170			10 U	**12**	--
n-Nitrosodiphenylamine	11	11			3.1 U	0.79 U	--
Phenanthrene	100	480			10 U	**7.5**	--
Pyrene	1000	1400			**12**	**10**	--
Total Benzofluoranthenes (b,j,k) (U = 0)	230	450			10 U	**10**	--
Total cPAH TEQ (7 minimum CAEPA 2005) (U = 0)					10 U	**7 J**	--
Total HPAH (SMS) (U = 0)	960	5300			**10**	**50 J**	--
Total LPAH (SMS) (U = 0)	370	780			10 U	**26 J**	--
Semivolatile Organics (µg/kg)							
1,2,4-Trichlorobenzene			31	51	5.9 U	6.1 U	71 U
1,2-Dichlorobenzene			35	50	5.9 U	6.1 U	40 U
1,2-Diphenylhydrazine					--	--	--
1,3-Dichlorobenzene					20 U	19 U	120 U
1,4-Dichlorobenzene			110	110	5.9 U	6.1 U	60 U
1-Methylnaphthalene					20 U	19 U	--
2,2'-Oxybis (1-chloropropane)					20 U	19 U	--
2,2'-Oxybis (2-chloropropane)					--	--	--
2,4,5-Trichlorophenol					99 U	97 U	8.6 U
2,4,6-Trichlorophenol					99 U	97 U	12 U
2,4-Dichlorophenol					99 U	97 U	11 U
2,4-Dimethylphenol	29	29	29	29	5.9 U	6.1 U	4.7 U
2,4-Dinitrophenol					200 U	190 U	--
2,4-Dinitrotoluene					99 U	97 U	--
2,6-Dinitrotoluene					99 U	97 U	--
2-Chloronaphthalene					20 U	19 U	6.8 U
2-Chlorophenol					20 U	19 U	4.1 U

Table C-10
Sediment Data for Kingdome RS Overflow

					Distance to CSO (ft)	220	299	314
					Location ID	EW09-SS-223	EW09-SS-222	EBCHEMSS-01
					Area	ElliottBay	ElliottBay	ElliottBay
					CSO	Kingdome RS Overflow	Kingdome RS Overflow	Kingdome RS Overflow
					Task	EWSurfaceSedRd2	EWSurfaceSedRd2	EBCHEM
					Sample ID	EW09-SS-223-010	EW09-SS-222-010	SS-01_19851016
					Sample Date	06/22/2009	06/23/2009	10/16/1985
					Depth	0 - 7 cm	0 - 10 cm	
	SMS_Marine_SCO_SCUMII	SMS_Marine_CSL_SCUMII	AET_Marine_SCO_SCUMII	AET_Marine_CSL_SCUMII			
2-Methylnaphthalene			670	670	20 U	**16 J**	--
2-Methylphenol (o-Cresol)	63	63	63	63	5.9 U	6.1 U	4.6 U
2-Nitroaniline					99 U	97 U	--
2-Nitrophenol					99 U	97 U	--
3,3'-Dichlorobenzidine					99 U	97 U	--
3-Methylphenanthrene					--	--	**8.9 J**
3-Nitroaniline					99 U	97 U	--
4-Bromophenyl-phenyl ether					20 U	19 U	--
4-Chloro-3-methylphenol					99 U	97 U	5.5 U
4-Chloroaniline					99 U	97 U	--
4-Chlorophenyl phenyl ether					20 U	19 U	--
4-Methylphenol (p-Cresol)	670	670	670	670	20 U	19 U	4.6 U
4-Nitroaniline					99 U	97 U	--
4-Nitrophenol					99 U	97 U	--
Acenaphthene			500	500	20 U	**14 J**	--
Acenaphthylene			1300	1300	20 U	19 U	--
Aniline					20 UJ	--	--
Anthracene			960	960	20 U	**24**	--
Benzidine					--	--	--
Benzo(a)anthracene			1300	1600	20 U	**36**	--
Benzo(a)pyrene			1600	1600	20 U	**39**	--
Benzo(b)fluoranthene					20 U	**40**	--
Benzo(g,h,i)perylene			670	720	20 U	**22**	--
Benzo(k)fluoranthene					20 U	**40**	--
Benzoic acid	650	650	650	650	200 U	190 UJ	43 U
Benzyl alcohol	57	73	57	73	20 U	19 U	170 U
Biphenyl (1,1'-Biphenyl)					--	--	**7.5 J**
bis(2-Chloroethoxy)methane					20 U	19 U	--
bis(2-Chloroethyl)ether					20 U	19 U	--
bis(2-Ethylhexyl)phthalate			1300	3100	20 U	**24**	--
Butylbenzyl phthalate			63	900	15 U	15 U	**11 J**
Carbazole					20 U	19 U	--

Table C-10
Sediment Data for Kingdome RS Overflow

				Distance to CSO (ft)	220	299	314
				Location ID	EW09-SS-223	EW09-SS-222	EBCHEMSS-01
				Area	ElliottBay	ElliottBay	ElliottBay
				CSO	Kingdome RS Overflow	Kingdome RS Overflow	Kingdome RS Overflow
				Task	EWSurfaceSedRd2	EWSurfaceSedRd2	EBCHEM
				Sample ID	EW09-SS-223-010	EW09-SS-222-010	SS-01_19851016
				Sample Date	06/22/2009	06/23/2009	10/16/1985
				Depth	0 - 7 cm	0 - 10 cm	
	SMS_Marine_SCO_SCUMII	SMS_Marine_CSL_SCUMII	AET_Marine_SCO_SCUMII	AET_Marine_CSL_SCUMII			
Chlorinated Benzenes					--	--	37 U
Chrysene			1400	2800	20 U	**58**	--
Coprostanol (Cholestan-3-ol (3B, 5B))					--	--	--
Dibenzo(a,h)anthracene			230	230	20 U	19 U	--
Dibenzofuran			540	540	20 U	**16 J**	--
Diethyl phthalate			200	1200	**23**	15 U	--
Dimethyl phthalate			71	160	15 U	15 U	3.6 U
Di-n-butyl phthalate			1400	1400	20 U	19 U	--
Dinitro-o-cresol (4,6-Dinitro-2-methylphenol)					200 U	190 U	--
Di-n-octyl phthalate			6200	6200	20 U	19 U	**1.6**
Fluoranthene			1700	2500	20 U	**88**	--
Fluorene			540	540	20 U	**15 J**	--
Hexachlorobenzene			22	70	5.9 U	6.1 UJ	37 U
Hexachlorobutadiene (Hexachloro-1,3-butadiene)			11	120	--	--	--
Hexachlorocyclopentadiene					99 U	97 U	--
Hexachloroethane					20 U	19 U	--
Indeno(1,2,3-c,d)pyrene			600	690	20 U	**17 J**	--
Isophorone					20 U	19 U	7.4 U
Naphthalene			2100	2100	20 U	**93**	--
Nitrobenzene					20 U	19 U	--
n-Nitrosodimethylamine					30 U	30 U	--
n-Nitrosodi-n-propylamine					30 U	30 U	--
n-Nitrosodiphenylamine			28	40	5.9 U	6.1 U	--
Pentachlorophenol	360	690	360	690	30 U	30 U	56 U
Phenanthrene			1500	1500	20 U	**58**	--
Phenol	420	1200	420	1200	20 U	19 U	1.6 U
Pyrene			2600	3300	**23**	**79**	--
Total Benzofluoranthenes (b,j,k) (U = 0)			3200	3600	20 U	**80**	--
Total cPAH TEQ (7 minimum CAEPA 2005) (U = 0)					20 U	**53 J**	--
Total HPAH (SMS) (U = 0)			12000	17000	**23**	**420 J**	--
Total LPAH (SMS) (U = 0)			5200	5200	20 U	**200 J**	--

Table C-10
Sediment Data for Kingdome RS Overflow

					Distance to CSO (ft)	220	299	314
					Location ID	EW09-SS-223	EW09-SS-222	EBCHEMSS-01
					Area	ElliottBay	ElliottBay	ElliottBay
					CSO	Kingdome RS Overflow	Kingdome RS Overflow	Kingdome RS Overflow
					Task	EWSurfaceSedRd2	EWSurfaceSedRd2	EBCHEM
					Sample ID	EW09-SS-223-010	EW09-SS-222-010	SS-01_19851016
					Sample Date	06/22/2009	06/23/2009	10/16/1985
					Depth	0 - 7 cm	0 - 10 cm	
	SMS_Marine_SCO_SCUMII	SMS_Marine_CSL_SCUMII	AET_Marine_SCO_SCUMII	AET_Marine_CSL_SCUMII			
Polycyclic Aromatic Hydrocarbons (mg/kg-OC)							
2-Methylnaphthalene	38	64			--	--	**3.8 J**
Acenaphthene	16	57			--	--	**7.3 J**
Acenaphthylene	66	66			--	--	**3.5 J**
Anthracene	220	1200			--	--	**30 J**
Benzo(a)anthracene	110	270			--	--	**33 J**
Benzo(a)pyrene	99	210			--	--	**38 J**
Benzo(b)fluoranthene					--	--	**43 J**
Benzo(g,h,i)perylene	31	78			--	--	**20 J**
Benzo(k)fluoranthene					--	--	**38 J**
Chrysene	110	460			--	--	**53 J**
Dibenzo(a,h)anthracene	12	33			--	--	**2 J**
Dibenzofuran	15	58			--	--	**8.8 J**
Fluoranthene	160	1200			--	--	**73 J**
Fluorene	23	79			--	--	**13 J**
Indeno(1,2,3-c,d)pyrene	34	88			--	--	**16 J**
Naphthalene	99	170			--	--	**38 J**
Phenanthrene	100	480			--	--	**58 J**
Pyrene	1000	1400			--	--	**120 J**
Total Benzofluoranthenes (b,j,k) (U = 0)	230	450			--	--	**80 J**
Total cPAH TEQ (7 minimum CAEPA 2005) (U = 0)					--	--	**50 J**
Total HPAH (SMS) (U = 0)	960	5300			--	--	**400 J**
Total LPAH (SMS) (U = 0)	370	780			--	--	**150 J**
Polycyclic Aromatic Hydrocarbons (µg/kg)							
1-Methylphenanthrene					--	--	**14 J**
2-Methylnaphthalene			670	670	--	--	**15 J**
2-Methylphenanthrene					--	--	**11 J**
Acenaphthene			500	500	--	--	**29 J**
Acenaphthylene			1300	1300	--	--	**14 J**
Anthracene			960	960	--	--	**120 J**
Benzo(a)anthracene			1300	1600	--	--	**130 J**
Benzo(a)pyrene			1600	1600	--	--	**150 J**
Benzo(b)fluoranthene					--	--	**170 J**

Table C-10
Sediment Data for Kingdome RS Overflow

				Distance to CSO (ft)	220	299	314
				Location ID	EW09-SS-223	EW09-SS-222	EBCHEMSS-01
				Area	ElliottBay	ElliottBay	ElliottBay
				CSO	Kingdome RS Overflow	Kingdome RS Overflow	Kingdome RS Overflow
				Task	EWSurfaceSedRd2	EWSurfaceSedRd2	EBCHEM
				Sample ID	EW09-SS-223-010	EW09-SS-222-010	SS-01_19851016
				Sample Date	06/22/2009	06/23/2009	10/16/1985
				Depth	0 - 7 cm	0 - 10 cm	
	SMS_Marine_SCO_SCUMII	SMS_Marine_CSL_SCUMII	AET_Marine_SCO_SCUMII	AET_Marine_CSL_SCUMII			
Benzo(g,h,i)perylene			670	720	--	--	**60 J**
Benzo(k)fluoranthene					--	--	**150 J**
Carbazole					--	--	**24 J**
Chrysene			1400	2800	--	--	**210 J**
Dibenzo(a,h)anthracene			230	230	--	--	**8 J**
Dibenzofuran			540	540	--	--	**35 J**
Fluoranthene			1700	2500	--	--	**290 J**
Fluorene			540	540	--	--	**53 J**
Indeno(1,2,3-c,d)pyrene			600	690	--	--	**63 J**
Naphthalene			2100	2100	--	--	**150 J**
Phenanthrene			1500	1500	--	--	**230 J**
Pyrene			2600	3300	--	--	**460 J**
Retene					--	--	**16 J**
Total Benzofluoranthenes (b,j,k) (U = 0)			3200	3600	--	--	**320 J**
Total cPAH TEQ (7 minimum CAEPA 2005) (U = 0)					--	--	**200 J**
Total HPAH (SMS) (U = 0)			12000	17000	--	--	**1700 J**
Total LPAH (SMS) (U = 0)			5200	5200	--	--	**600 J**
Pesticides (mg/kg-OC)							
Hexachlorobenzene	0.38	2.3			--	--	--
Hexachlorobutadiene (Hexachloro-1,3-butadiene)	3.9	6.2			--	--	--
Pesticides (µg/kg)							
2,4'-DDD (o,p'-DDD)					--	--	--
2,4'-DDE (o,p'-DDE)					--	--	--
2,4'-DDT (o,p'-DDT)					--	--	--
4,4'-DDD (p,p'-DDD)					--	--	5.8 U
4,4'-DDE (p,p'-DDE)					--	--	4.8 U
4,4'-DDT (p,p'-DDT)					--	--	5.2 U
Aldrin					--	--	4.3 U
Chlordane					--	--	70 U
Chlordane, alpha- (Chlordane, cis-)					--	--	--
Chlordane, beta- (Chlordane, trans-)					--	--	--
Chlordane, gamma-					--	--	--

Table C-10
Sediment Data for Kingdome RS Overflow

					Distance to CSO (ft)	220	299	314
					Location ID	EW09-SS-223	EW09-SS-222	EBCHEMSS-01
					Area	ElliottBay	ElliottBay	ElliottBay
					CSO	Kingdome RS Overflow	Kingdome RS Overflow	Kingdome RS Overflow
					Task	EWSurfaceSedRd2	EWSurfaceSedRd2	EBCHEM
					Sample ID	EW09-SS-223-010	EW09-SS-222-010	SS-01_19851016
					Sample Date	06/22/2009	06/23/2009	10/16/1985
					Depth	0 - 7 cm	0 - 10 cm	
	SMS_Marine_SCO_SCUMII	SMS_Marine_CSL_SCUMII	AET_Marine_SCO_SCUMII	AET_Marine_CSL_SCUMII			
Dieldrin						--	--	4.1 U
Endosulfan						--	--	--
Endosulfan sulfate						--	--	--
Endosulfan, alpha- (I)						--	--	--
Endosulfan, beta (II)						--	--	--
Endrin						--	--	5.4 U
Endrin aldehyde						--	--	7.1 U
Endrin ketone						--	--	--
Heptachlor						--	--	4 U
Heptachlor epoxide						--	--	--
Hexachlorobenzene			22	70		--	--	--
Hexachlorobutadiene (Hexachloro-1,3-butadiene)			11	120		--	--	--
Hexachlorocyclohexane (BHC), alpha-						--	--	2.7 U
Hexachlorocyclohexane (BHC), beta-						--	--	5.9 U
Hexachlorocyclohexane (BHC), delta-						--	--	3.2 U
Hexachlorocyclohexane (BHC), gamma- (Lindane)						--	--	3.1 U
Methoxychlor						--	--	--
Mirex						--	--	--
Nonachlor, cis-						--	--	--
Nonachlor, trans-						--	--	--
Oxychlordane						--	--	--
Total 2,4' and 4,4'-DDD,-DDE,-DDT (reported, not calculated)						--	--	**15.8 J**
Total 4,4'-DDD,-DDE,-DDT (reported, not calculated)						--	--	--
Total Chlordane (Reported, not calculated)						--	--	--
Toxaphene						--	--	--
PCB Aroclors (mg/kg-OC)								
Total PCB Aroclors (SMS Marine 2013) (U = 0)	12	65				**3**	**3.1**	--
PCB Aroclors (µg/kg)								
Aroclor 1016						3.9 U	3.8 U	--
Aroclor 1221						3.9 U	3.8 U	--
Aroclor 1232						3.9 U	3.8 U	--
Aroclor 1242						3.9 U	3.8 U	--

Table C-10
Sediment Data for Kingdome RS Overflow

				Distance to CSO (ft)	220	299	314
				Location ID	EW09-SS-223	EW09-SS-222	EBCHEMSS-01
				Area	ElliottBay	ElliottBay	ElliottBay
				CSO	Kingdome RS Overflow	Kingdome RS Overflow	Kingdome RS Overflow
				Task	EWSurfaceSedRd2	EWSurfaceSedRd2	EBCHEM
				Sample ID	EW09-SS-223-010	EW09-SS-222-010	SS-01_19851016
				Sample Date	06/22/2009	06/23/2009	10/16/1985
				Depth	0 - 7 cm	0 - 10 cm	
	SMS_Marine_SCO_SCUMII	SMS_Marine_CSL_SCUMII	AET_Marine_SCO_SCUMII	AET_Marine_CSL_SCUMII			
Aroclor 1248					3.9 U	**5.7**	--
Aroclor 1254					**6**	**9.8**	--
Aroclor 1260					3.9 U	**8.3**	--
Aroclor 1262					3.9 U	3.8 U	--
Aroclor 1268					3.9 U	3.8 U	--
Total PCB Aroclors (SMS Marine 2013) (U = 0)			130	1000	**6**	**24**	--
Total Petroleum Hydrocarbons (mg/kg)							
Oil and grease					--	--	**188**

Table C-10
Sediment Data for Kingdome RS Overflow

				Distance to CSO (ft)	392	394	595
				Location ID	EW09-SS-220	EW09-SS-219	DUWAM84U124
				Area	ElliottBay	ElliottBay	ElliottBay
				CSO	Kingdome RS Overflow	Kingdome RS Overflow	Kingdome RS Overflow
				Task	EWSurfaceSedRd1	EWSurfaceSedRd1	DUWAM84
				Sample ID	EW09-SS-220-010	EW09-SS-219-010	U124_19840101
				Sample Date	03/01/2009	03/04/2009	01/01/1984
				Depth	0 - 10 cm	0 - 10 cm	
	SMS_Marine_SCO_SCUMII	SMS_Marine_CSL_SCUMII	AET_Marine_SCO_SCUMII	AET_Marine_CSL_SCUMII			
Conventional Parameters (mg/kg)							
Acid volatile sulfide					--	--	--
Ammonia					--	--	--
Ammonia as nitrogen					**1.53**	**2.4**	--
Nitrogen, total (nitrate, nitrite, kjeldahl) (calculated)					--	--	**0.048**
Sulfide					**19.6 J**	**299**	--
Conventional Parameters (pct)							
Total organic carbon					**0.872**	**0.795**	**0.798**
Total solids					**75**	**71.9**	**60.9**
Total solids (preserved)					**68.2**	**68.7**	--
Total volatile solids					--	--	**3.73**
Conventional Parameters (su)							
pH					--	--	--
Grain Size (pct)							
Percent retained <0.98 micron sieve					**2.8**	**3.1**	--
Percent retained >2000 micron sieve					**5.9**	**17.8**	--
Percent retained 31.2 micron sieve					**4.9**	**1.9**	--
Percent retained 62.5 micron sieve					**8**	**4.5**	--
Percent retained 7.8 micron sieve					**2.1**	**1.8**	--
Gravel					**5.9**	**17.8**	--
Sand					**69.8**	**66.1**	**68.3**
Silt					**18.4**	**9.9**	**17.9**
Clay					**5.8**	**6.2**	**11.7**
Percent retained 1.95 micron sieve					**1.5**	**1.5**	--
Percent retained 3.9 micron sieve					**1.5**	**1.6**	--
Percent retained 15.6 micron sieve					**3.4**	**1.7**	--
Percent retained 125 micron sieve					**12.8**	**22.6**	--
Percent retained 250 micron sieve (#60)					**30.1**	**31.6**	--
Percent retained 500 micron sieve					**20.6**	**8.2**	--
Percent retained 1000 micron sieve					**4.5**	**1.3**	--
Percent retained 2000 micron sieve (#10)					**1.8**	**2.4**	--

Table C-10
Sediment Data for Kingdome RS Overflow

					Distance to CSO (ft)	392	394	595
					Location ID	EW09-SS-220	EW09-SS-219	DUWAM84U124
					Area	ElliottBay	ElliottBay	ElliottBay
					CSO	Kingdome RS Overflow	Kingdome RS Overflow	Kingdome RS Overflow
					Task	EWSurfaceSedRd1	EWSurfaceSedRd1	DUWAM84
					Sample ID	EW09-SS-220-010	EW09-SS-219-010	U124_19840101
					Sample Date	03/01/2009	03/04/2009	01/01/1984
					Depth	0 - 10 cm	0 - 10 cm	
	SMS_Marine_SCO_SCUMII	SMS_Marine_CSL_SCUMII	AET_Marine_SCO_SCUMII	AET_Marine_CSL_SCUMII				
Metals (mg/kg)								
Aluminum						--	--	--
Antimony						7 UJ	7 UJ	--
Arsenic	57	93	57	93		**2.9**	**3.1**	**29.4**
Beryllium						--	--	**1.3**
Cadmium	5.1	6.7	5.1	6.7		0.3 U	0.3 UJ	**0.2**
Chromium	260	270	260	270		**14.5**	**20.1**	**58.1**
Cobalt						**4.7**	**5**	**18.9**
Copper	390	390	390	390		**17.6**	**27.3**	**52.7**
Iron						--	--	--
Lead	450	530	450	530		**9**	**17**	**13.6**
Manganese						--	--	**541**
Mercury	0.41	0.59	0.41	0.59		**0.14**	**0.16**	**0.104**
Molybdenum						0.7 U	**0.8 J**	--
Nickel						**12**	**19**	**38.7**
Potassium						--	--	--
Selenium						0.7 U	0.7 U	--
Silver	6.1	6.1	6.1	6.1		0.4 U	0.4 U	**0.32**
Sodium						--	--	--
Thallium						0.3 U	0.3 U	--
Vanadium						**42.8**	**42.1**	**74.5**
Zinc	410	960	410	960		**33**	**54**	**83**
Organometallic Compounds (porewater) (µg/L)								
Tri-n-butyltin - synonym with Tributyltin.						--	--	--
Organometallic Compounds (µg/kg)								
Butyltin (ion)						3.6 U	3.9 U	--
Dibutyltin (ion)						5.2 U	5.5 U	--
Tributyltin (ion)						3.5 U	**22**	--
Volatile Organics (mg/kg-OC)								
1,2,4-Trichlorobenzene	0.81	1.8				--	--	--
1,2-Dichlorobenzene	2.3	2.3				--	--	--
1,4-Dichlorobenzene	3.1	9				--	--	--

Table C-10
Sediment Data for Kingdome RS Overflow

				Distance to CSO (ft)	392	394	595
				Location ID	EW09-SS-220	EW09-SS-219	DUWAM84U124
				Area	ElliottBay	ElliottBay	ElliottBay
				CSO	Kingdome RS Overflow	Kingdome RS Overflow	Kingdome RS Overflow
				Task	EWSurfaceSedRd1	EWSurfaceSedRd1	DUWAM84
				Sample ID	EW09-SS-220-010	EW09-SS-219-010	U124_19840101
				Sample Date	03/01/2009	03/04/2009	01/01/1984
				Depth	0 - 10 cm	0 - 10 cm	
	SMS_Marine_SCO_SCUMII	SMS_Marine_CSL_SCUMII	AET_Marine_SCO_SCUMII	AET_Marine_CSL_SCUMII			
Hexachlorobutadiene (Hexachloro-1,3-butadiene)	3.9	6.2			--	0.77 U	--
Volatile Organics (µg/kg)							
1,2,4-Trichlorobenzene			31	51	--	--	--
1,2-Dichlorobenzene			35	50	--	--	--
1,3-Dichlorobenzene					--	--	--
1,4-Dichlorobenzene			110	110	--	--	--
Chloroprene					--	--	--
Ethylbenzene					--	--	--
Hexachlorobutadiene (Hexachloro-1,3-butadiene)			11	120	--	6.1 U	--
Tetrachloroethene (PCE)					--	--	--
Trichloroethene (TCE)					--	--	--
Semivolatile Organics (mg/kg-OC)							
1,2,4-Trichlorobenzene	0.81	1.8			0.7 U	0.77 U	--
1,2-Dichlorobenzene	2.3	2.3			0.7 U	0.77 U	--
1,4-Dichlorobenzene	3.1	9			0.7 U	0.77 U	--
2-Methylnaphthalene	38	64			**16**	**1.6 J**	--
Acenaphthene	16	57			**38**	**2.4 J**	--
Acenaphthylene	66	66			2 U	**2 J**	--
Anthracene	220	1200			**31**	**16**	--
Benzo(a)anthracene	110	270			**58**	**15**	--
Benzo(a)pyrene	99	210			**71**	**18**	--
Benzo(b)fluoranthene					**45**	**24**	--
Benzo(g,h,i)perylene	31	78			**48 J**	**5.2 J**	--
Benzo(k)fluoranthene					**54**	**20**	--
bis(2-Ethylhexyl)phthalate	47	78			**3**	**7**	--
Butylbenzyl phthalate	4.9	64			1.7 U	1.9 U	--
Chrysene	110	460			**78**	**21**	--
Dibenzo(a,h)anthracene	12	33			**18 J**	**1.6 J**	--
Dibenzofuran	15	58			**10**	**1.8 J**	--
Diethyl phthalate	61	110			1.7 U	**2.3**	**0.5**
Dimethyl phthalate	53	53			1.7 U	1.9 U	**0.1**
Di-n-butyl phthalate	220	1700			2 U	3 U	--

Table C-10
Sediment Data for Kingdome RS Overflow

					Distance to CSO (ft)	**392**	**394**	**595**
					Location ID	**EW09-SS-220**	**EW09-SS-219**	**DUWAM84U124**
					Area	**ElliottBay**	**ElliottBay**	**ElliottBay**
					CSO	**Kingdome RS Overflow**	**Kingdome RS Overflow**	**Kingdome RS Overflow**
					Task	**EWSurfaceSedRd1**	**EWSurfaceSedRd1**	**DUWAM84**
					Sample ID	**EW09-SS-220-010**	**EW09-SS-219-010**	**U124_19840101**
					Sample Date	**03/01/2009**	**03/04/2009**	**01/01/1984**
					Depth	**0 - 10 cm**	**0 - 10 cm**	
	SMS_Marine_SCO_SCUMII	**SMS_Marine_CSL_SCUMII**	**AET_Marine_SCO_SCUMII**	**AET_Marine_CSL_SCUMII**			
Di-n-octyl phthalate	58	4500			2 U	3 U	**1**
Fluoranthene	160	1200			**180**	**33**	--
Fluorene	23	79			**30**	**3.9**	--
Hexachlorobenzene	0.38	2.3			--	0.77 UJ	--
Hexachlorobutadiene (Hexachloro-1,3-butadiene)	3.9	6.2			--	--	--
Indeno(1,2,3-c,d)pyrene	34	88			**38 J**	**4.9 J**	--
Naphthalene	99	170			**26**	**4.4**	--
n-Nitrosodiphenylamine	11	11			0.7 U	0.77 U	--
Phenanthrene	100	480			**290**	**21**	--
Pyrene	1000	1400			**210**	**30**	--
Total Benzofluoranthenes (b,j,k) (U = 0)	230	450			**99**	**44**	--
Total cPAH TEQ (7 minimum CAEPA 2005) (U = 0)					**93 J**	**24 J**	--
Total HPAH (SMS) (U = 0)	960	5300			**800 J**	**170 J**	--
Total LPAH (SMS) (U = 0)	370	780			**400**	**50 J**	--
Semivolatile Organics (µg/kg)							
1,2,4-Trichlorobenzene			31	51	6 U	6.1 U	--
1,2-Dichlorobenzene			35	50	6 U	6.1 U	--
1,2-Diphenylhydrazine					--	--	--
1,3-Dichlorobenzene					20 U	20 U	--
1,4-Dichlorobenzene			110	110	6 U	6.1 U	--
1-Methylnaphthalene					**120**	20 U	--
2,2'-Oxybis (1-chloropropane)					20 U	20 U	--
2,2'-Oxybis (2-chloropropane)					--	--	--
2,4,5-Trichlorophenol					98 U	98 U	--
2,4,6-Trichlorophenol					98 U	98 U	--
2,4-Dichlorophenol					98 U	98 U	--
2,4-Dimethylphenol	29	29	29	29	6 U	6.1 U	**6**
2,4-Dinitrophenol					200 U	200 U	--
2,4-Dinitrotoluene					98 U	98 U	--
2,6-Dinitrotoluene					98 U	98 U	--
2-Chloronaphthalene					20 U	20 U	--
2-Chlorophenol					20 U	20 U	--

Table C-10
Sediment Data for Kingdome RS Overflow

				Distance to CSO (ft)	392	394	595
				Location ID	EW09-SS-220	EW09-SS-219	DUWAM84U124
				Area	ElliottBay	ElliottBay	ElliottBay
				CSO	Kingdome RS Overflow	Kingdome RS Overflow	Kingdome RS Overflow
				Task	EWSurfaceSedRd1	EWSurfaceSedRd1	DUWAM84
				Sample ID	EW09-SS-220-010	EW09-SS-219-010	U124_19840101
				Sample Date	03/01/2009	03/04/2009	01/01/1984
				Depth	0 - 10 cm	0 - 10 cm	
	SMS_Marine_SCO_SCUMII	SMS_Marine_CSL_SCUMII	AET_Marine_SCO_SCUMII	AET_Marine_CSL_SCUMII			
2-Methylnaphthalene			670	670	**140**	**13 J**	--
2-Methylphenol (o-Cresol)	63	63	63	63	6 U	6.1 U	--
2-Nitroaniline					98 U	98 U	--
2-Nitrophenol					98 U	98 U	--
3,3'-Dichlorobenzidine					98 U	98 U	--
3-Methylphenanthrene					--	--	--
3-Nitroaniline					98 U	98 U	--
4-Bromophenyl-phenyl ether					20 U	20 U	--
4-Chloro-3-methylphenol					98 U	98 U	**1**
4-Chloroaniline					98 U	98 U	--
4-Chlorophenyl phenyl ether					20 U	20 U	--
4-Methylphenol (p-Cresol)	670	670	670	670	20 U	**16 J**	--
4-Nitroaniline					98 U	98 U	--
4-Nitrophenol					98 U	98 U	--
Acenaphthene			500	500	**330**	**19 J**	--
Acenaphthylene			1300	1300	20 U	**16 J**	--
Aniline					20 U	20 U	--
Anthracene			960	960	**270**	**130**	--
Benzidine					--	--	--
Benzo(a)anthracene			1300	1600	**510**	**120**	--
Benzo(a)pyrene			1600	1600	**620**	**140**	--
Benzo(b)fluoranthene					**390**	**190**	--
Benzo(g,h,i)perylene			670	720	**420 J**	**41 J**	--
Benzo(k)fluoranthene					**470**	**160**	--
Benzoic acid	650	650	650	650	200 U	200 U	--
Benzyl alcohol	57	73	57	73	20 U	20 U	--
Biphenyl (1,1'-Biphenyl)					--	--	--
bis(2-Chloroethoxy)methane					20 U	20 U	--
bis(2-Chloroethyl)ether					20 U	20 U	--
bis(2-Ethylhexyl)phthalate			1300	3100	**30**	**56**	--
Butylbenzyl phthalate			63	900	15 U	15 U	--
Carbazole					**150**	**22**	--

Table C-10
Sediment Data for Kingdome RS Overflow

					Distance to CSO (ft)	**392**	**394**	**595**
					Location ID	**EW09-SS-220**	**EW09-SS-219**	**DUWAM84U124**
					Area	**ElliottBay**	**ElliottBay**	**ElliottBay**
					CSO	**Kingdome RS Overflow**	**Kingdome RS Overflow**	**Kingdome RS Overflow**
					Task	**EWSurfaceSedRd1**	**EWSurfaceSedRd1**	**DUWAM84**
					Sample ID	**EW09-SS-220-010**	**EW09-SS-219-010**	**U124_19840101**
					Sample Date	**03/01/2009**	**03/04/2009**	**01/01/1984**
					Depth	**0 - 10 cm**	**0 - 10 cm**	
	SMS_Marine_SCO_SCUMII	**SMS_Marine_CSL_SCUMII**	**AET_Marine_SCO_SCUMII**	**AET_Marine_CSL_SCUMII**				
Chlorinated Benzenes						--	--	--
Chrysene			1400	2800		**680**	**170**	--
Coprostanol (Cholestan-3-ol (3B, 5B))						--	--	--
Dibenzo(a,h)anthracene			230	230		**160 J**	**13 J**	--
Dibenzofuran			540	540		**100**	**14 J**	--
Diethyl phthalate			200	1200		15 U	**18**	**4**
Dimethyl phthalate			71	160		15 U	15 U	**1**
Di-n-butyl phthalate			1400	1400		20 U	20 U	--
Dinitro-o-cresol (4,6-Dinitro-2-methylphenol)						200 U	200 U	--
Di-n-octyl phthalate			6200	6200		20 U	20 U	**8**
Fluoranthene			1700	2500		**1600**	**260**	--
Fluorene			540	540		**300**	**31**	--
Hexachlorobenzene			22	70		--	6.1 UJ	--
Hexachlorobutadiene (Hexachloro-1,3-butadiene)			11	120		--	--	--
Hexachlorocyclopentadiene						98 U	98 U	--
Hexachloroethane						20 U	20 U	--
Indeno(1,2,3-c,d)pyrene			600	690		**330 J**	**39 J**	--
Isophorone						20 U	20 U	--
Naphthalene			2100	2100		**230**	**35**	--
Nitrobenzene						20 U	20 U	--
n-Nitrosodimethylamine						30 U	30 U	--
n-Nitrosodi-n-propylamine						30 U	30 U	--
n-Nitrosodiphenylamine			28	40		6 U	6.1 U	--
Pentachlorophenol	360	690	360	690		30 U	30 U	**120**
Phenanthrene			1500	1500		**2500**	**170**	--
Phenol	420	1200	420	1200		20 U	**15 J**	**850**
Pyrene			2600	3300		**1800**	**240**	--
Total Benzofluoranthenes (b,j,k) (U = 0)			3200	3600		**860**	**350**	--
Total cPAH TEQ (7 minimum CAEPA 2005) (U = 0)						**810 J**	**190 J**	--
Total HPAH (SMS) (U = 0)			12000	17000		**7000 J**	**1400 J**	--
Total LPAH (SMS) (U = 0)			5200	5200		**3600**	**400 J**	--

Table C-10
Sediment Data for Kingdome RS Overflow

					Distance to CSO (ft)	392	394	595
					Location ID	EW09-SS-220	EW09-SS-219	DUWAM84U124
					Area	ElliottBay	ElliottBay	ElliottBay
					CSO	Kingdome RS Overflow	Kingdome RS Overflow	Kingdome RS Overflow
					Task	EWSurfaceSedRd1	EWSurfaceSedRd1	DUWAM84
					Sample ID	EW09-SS-220-010	EW09-SS-219-010	U124_19840101
					Sample Date	03/01/2009	03/04/2009	01/01/1984
					Depth	0 - 10 cm	0 - 10 cm	
	SMS_Marine_SCO_SCUMII	SMS_Marine_CSL_SCUMII	AET_Marine_SCO_SCUMII	AET_Marine_CSL_SCUMII			
Polycyclic Aromatic Hydrocarbons (mg/kg-OC)							
2-Methylnaphthalene	38	64			--	--	--
Acenaphthene	16	57			--	--	**2.1**
Acenaphthylene	66	66			--	--	--
Anthracene	220	1200			--	--	**30**
Benzo(a)anthracene	110	270			--	--	**15**
Benzo(a)pyrene	99	210			--	--	**11**
Benzo(b)fluoranthene					--	--	**10**
Benzo(g,h,i)perylene	31	78			--	--	**9**
Benzo(k)fluoranthene					--	--	**12**
Chrysene	110	460			--	--	**33**
Dibenzo(a,h)anthracene	12	33			--	--	**2.9**
Dibenzofuran	15	58			--	--	--
Fluoranthene	160	1200			--	--	**23**
Fluorene	23	79			--	--	**5.4**
Indeno(1,2,3-c,d)pyrene	34	88			--	--	**10**
Naphthalene	99	170			--	--	**9**
Phenanthrene	100	480			--	--	**12**
Pyrene	1000	1400			--	--	**34**
Total Benzofluoranthenes (b,j,k) (U = 0)	230	450			--	--	**20**
Total cPAH TEQ (7 minimum CAEPA 2005) (U = 0)					--	--	**20**
Total HPAH (SMS) (U = 0)	960	5300			--	--	**200**
Total LPAH (SMS) (U = 0)	370	780			--	--	**60**
Polycyclic Aromatic Hydrocarbons (µg/kg)							
1-Methylphenanthrene					--	--	--
2-Methylnaphthalene			670	670	--	--	--
2-Methylphenanthrene					--	--	--
Acenaphthene			500	500	--	--	**17**
Acenaphthylene			1300	1300	--	--	--
Anthracene			960	960	--	--	**240**
Benzo(a)anthracene			1300	1600	--	--	**120**
Benzo(a)pyrene			1600	1600	--	--	**86**
Benzo(b)fluoranthene					--	--	**90**

Table C-10
Sediment Data for Kingdome RS Overflow

				Distance to CSO (ft)	392	394	595
				Location ID	EW09-SS-220	EW09-SS-219	DUWAM84U124
				Area	ElliottBay	ElliottBay	ElliottBay
				CSO	Kingdome RS Overflow	Kingdome RS Overflow	Kingdome RS Overflow
				Task	EWSurfaceSedRd1	EWSurfaceSedRd1	DUWAM84
				Sample ID	EW09-SS-220-010	EW09-SS-219-010	U124_19840101
				Sample Date	03/01/2009	03/04/2009	01/01/1984
				Depth	0 - 10 cm	0 - 10 cm	
	SMS_Marine_SCO_SCUMII	SMS_Marine_CSL_SCUMII	AET_Marine_SCO_SCUMII	AET_Marine_CSL_SCUMII			
Benzo(g,h,i)perylene			670	720	--	--	**72**
Benzo(k)fluoranthene					--	--	**94**
Carbazole					--	--	--
Chrysene			1400	2800	--	--	**260**
Dibenzo(a,h)anthracene			230	230	--	--	**23**
Dibenzofuran			540	540	--	--	--
Fluoranthene			1700	2500	--	--	**180**
Fluorene			540	540	--	--	**43**
Indeno(1,2,3-c,d)pyrene			600	690	--	--	**100**
Naphthalene			2100	2100	--	--	**70**
Phenanthrene			1500	1500	--	--	**97**
Pyrene			2600	3300	--	--	**270**
Retene					--	--	--
Total Benzofluoranthenes (b,j,k) (U = 0)			3200	3600	--	--	**180**
Total cPAH TEQ (7 minimum CAEPA 2005) (U = 0)					--	--	**130**
Total HPAH (SMS) (U = 0)			12000	17000	--	--	**1300**
Total LPAH (SMS) (U = 0)			5200	5200	--	--	**470**
Pesticides (mg/kg-OC)							
Hexachlorobenzene	0.38	2.3			0.11 U	--	--
Hexachlorobutadiene (Hexachloro-1,3-butadiene)	3.9	6.2			0.11 U	--	--
Pesticides (µg/kg)							
2,4'-DDD (o,p'-DDD)					1.9 U	--	--
2,4'-DDE (o,p'-DDE)					1.9 U	--	--
2,4'-DDT (o,p'-DDT)					1.9 U	--	--
4,4'-DDD (p,p'-DDD)					1.9 UJ	--	--
4,4'-DDE (p,p'-DDE)					1.9 UJ	--	**0.8**
4,4'-DDT (p,p'-DDT)					1.9 U	--	--
Aldrin					0.97 UJ	--	--
Chlordane					1.9 U	--	--
Chlordane, alpha- (Chlordane, cis-)					0.97 UJ	--	--
Chlordane, beta- (Chlordane, trans-)					--	--	--
Chlordane, gamma-					0.97 U	--	--

Table C-10
Sediment Data for Kingdome RS Overflow

					Distance to CSO (ft)	392	394	595
					Location ID	EW09-SS-220	EW09-SS-219	DUWAM84U124
					Area	ElliottBay	ElliottBay	ElliottBay
					CSO	Kingdome RS Overflow	Kingdome RS Overflow	Kingdome RS Overflow
					Task	EWSurfaceSedRd1	EWSurfaceSedRd1	DUWAM84
					Sample ID	EW09-SS-220-010	EW09-SS-219-010	U124_19840101
					Sample Date	03/01/2009	03/04/2009	01/01/1984
					Depth	0 - 10 cm	0 - 10 cm	
	SMS_Marine_SCO_SCUMII	SMS_Marine_CSL_SCUMII	AET_Marine_SCO_SCUMII	AET_Marine_CSL_SCUMII			
Dieldrin					1.9 UJ	--	--
Endosulfan					--	--	--
Endosulfan sulfate					1.9 U	--	--
Endosulfan, alpha- (I)					0.97 U	--	--
Endosulfan, beta (II)					1.9 U	--	--
Endrin					1.9 U	--	--
Endrin aldehyde					1.9 U	--	--
Endrin ketone					1.9 U	--	--
Heptachlor					0.97 UJ	--	--
Heptachlor epoxide					0.97 UJ	--	--
Hexachlorobenzene			22	70	0.97 U	--	--
Hexachlorobutadiene (Hexachloro-1,3-butadiene)			11	120	0.97 U	--	--
Hexachlorocyclohexane (BHC), alpha-					0.97 U	--	--
Hexachlorocyclohexane (BHC), beta-					0.97 UJ	--	--
Hexachlorocyclohexane (BHC), delta-					0.97 UJ	--	--
Hexachlorocyclohexane (BHC), gamma- (Lindane)					0.97 U	--	--
Methoxychlor					9.7 U	--	--
Mirex					1.9 U	--	--
Nonachlor, cis-					1.9 U	--	--
Nonachlor, trans-					1.9 U	--	--
Oxychlordane					1.9 U	--	--
Total 2,4' and 4,4'-DDD,-DDE,-DDT (reported, not calculated)					--	--	**0.8**
Total 4,4'-DDD,-DDE,-DDT (reported, not calculated)					--	--	--
Total Chlordane (Reported, not calculated)					--	--	--
Toxaphene					97 UJ	--	--
PCB Aroclors (mg/kg-OC)							
Total PCB Aroclors (SMS Marine 2013) (U = 0)	12	65			2 U	3 U	**7**
PCB Aroclors (µg/kg)							
Aroclor 1016					20 U	20 U	--
Aroclor 1221					20 U	20 U	--
Aroclor 1232					20 U	20 U	--
Aroclor 1242					20 U	20 U	**4**

Table C-10
Sediment Data for Kingdome RS Overflow

				Distance to CSO (ft)	392	394	595
				Location ID	EW09-SS-220	EW09-SS-219	DUWAM84U124
				Area	ElliottBay	ElliottBay	ElliottBay
				CSO	Kingdome RS Overflow	Kingdome RS Overflow	Kingdome RS Overflow
				Task	EWSurfaceSedRd1	EWSurfaceSedRd1	DUWAM84
				Sample ID	EW09-SS-220-010	EW09-SS-219-010	U124_19840101
				Sample Date	03/01/2009	03/04/2009	01/01/1984
				Depth	0 - 10 cm	0 - 10 cm	
	SMS_Marine_SCO_SCUMII	SMS_Marine_CSL_SCUMII	AET_Marine_SCO_SCUMII	AET_Marine_CSL_SCUMII			
Aroclor 1248					20 U	20 U	**4**
Aroclor 1254					20 U	20 U	**25**
Aroclor 1260					20 U	20 U	**26**
Aroclor 1262					20 U	20 U	--
Aroclor 1268					20 U	20 U	--
Total PCB Aroclors (SMS Marine 2013) (U = 0)			130	1000	20 U	20 U	**59**
Total Petroleum Hydrocarbons (mg/kg)							
Oil and grease					--	--	--

Table C-10
Sediment Data for Kingdome RS Overflow

				Distance to CSO (ft)	595	779	951
				Location ID	EW09-SS-221	EW09-SS-218	EW09-SS-217
				Area	ElliottBay	ElliottBay	ElliottBay
				CSO	Kingdome RS Overflow	Kingdome RS Overflow	Kingdome RS Overflow
				Task	EWSurfaceSedRd2	EWSurfaceSedRd1	EWSurfaceSedRd1
				Sample ID	EW09-SS-221-010	EW09-SS-218-010	EW09-SS-217-010
				Sample Date	06/23/2009	03/01/2009	03/01/2009
				Depth	0 - 10 cm	0 - 8.5 cm	0 - 10 cm
	SMS_Marine_SCO_SCUMII	SMS_Marine_CSL_SCUMII	AET_Marine_SCO_SCUMII	AET_Marine_CSL_SCUMII			
Conventional Parameters (mg/kg)							
Acid volatile sulfide					--	--	--
Ammonia					--	--	--
Ammonia as nitrogen					**1.96**	**1.58**	**1.63**
Nitrogen, total (nitrate, nitrite, kjeldahl) (calculated)					--	--	--
Sulfide					1.49 UJ	**3.97 J**	**1.6 J**
Conventional Parameters (pct)							
Total organic carbon					**1.96**	**0.798**	**0.808**
Total solids					**68.8**	**69.7**	**71.1**
Total solids (preserved)					**65.1**	**67.7**	**66.1**
Total volatile solids					--	--	--
Conventional Parameters (su)							
pH					--	--	--
Grain Size (pct)							
Percent retained <0.98 micron sieve					**2.3**	**3.5**	**3.3**
Percent retained >2000 micron sieve					**0.1**	**0.4**	**0.3**
Percent retained 31.2 micron sieve					**1.7**	**7.9**	**3.2**
Percent retained 62.5 micron sieve					**2.6**	**13.6**	**7.2**
Percent retained 7.8 micron sieve					**2**	**3.4**	**2.1**
Gravel					**0.1**	**0.4**	**0.3**
Sand					**86.9**	**61.4**	**77.9**
Silt					**8.1**	**30.1**	**14.4**
Clay					**4.8**	**7.9**	**7.3**
Percent retained 1.95 micron sieve					**1.3**	**2**	**2**
Percent retained 3.9 micron sieve					**1.2**	**2.4**	**2**
Percent retained 15.6 micron sieve					**1.8**	**5.2**	**1.9**
Percent retained 125 micron sieve					**12.9**	**19.1**	**23.6**
Percent retained 250 micron sieve (#60)					**49.7**	**28**	**39.5**
Percent retained 500 micron sieve					**22.5**	**13**	**14**
Percent retained 1000 micron sieve					**1.5**	**0.9**	**0.6**
Percent retained 2000 micron sieve (#10)					**0.3**	**0.4**	**0.2**

Table C-10
Sediment Data for Kingdome RS Overflow

					Distance to CSO (ft)	**595**	**779**	**951**
					Location ID	**EW09-SS-221**	**EW09-SS-218**	**EW09-SS-217**
					Area	**ElliottBay**	**ElliottBay**	**ElliottBay**
					CSO	**Kingdome RS Overflow**	**Kingdome RS Overflow**	**Kingdome RS Overflow**
					Task	**EWSurfaceSedRd2**	**EWSurfaceSedRd1**	**EWSurfaceSedRd1**
					Sample ID	**EW09-SS-221-010**	**EW09-SS-218-010**	**EW09-SS-217-010**
					Sample Date	**06/23/2009**	**03/01/2009**	**03/01/2009**
					Depth	**0 - 10 cm**	**0 - 8.5 cm**	**0 - 10 cm**
	SMS_Marine_SCO_SCUMII	**SMS_Marine_CSL_SCUMII**	**AET_Marine_SCO_SCUMII**	**AET_Marine_CSL_SCUMII**			
Metals (mg/kg)							
Aluminum						--	--	--
Antimony						7 UJ	7 UJ	7 UJ
Arsenic	57	93	57	93		**3.5**	**3.5**	**4.4**
Beryllium						--	--	--
Cadmium	5.1	6.7	5.1	6.7		0.3 U	0.3 U	0.3 U
Chromium	260	270	260	270		**15.1**	**14.9**	**17.7**
Cobalt						**4.7**	**4.9**	**4.9**
Copper	390	390	390	390		**16.9**	**21.6**	**24**
Iron						--	--	--
Lead	450	530	450	530		**13**	**7**	**15**
Manganese						--	--	--
Mercury	0.41	0.59	0.41	0.59		**0.07 J**	**0.07**	**0.11**
Molybdenum						**0.7**	0.7 U	0.7 U
Nickel						**13**	**11**	**12**
Potassium						--	--	--
Selenium						0.7 U	0.7 U	0.7 U
Silver	6.1	6.1	6.1	6.1		0.4 U	0.4 U	0.4 U
Sodium						--	--	--
Thallium						0.3 U	0.3 U	0.3 U
Vanadium						**37.4**	**45.8**	**43.8**
Zinc	410	960	410	960		**52 J**	**34**	**42**
Organometallic Compounds (porewater) (µg/L)								
Tri-n-butyltin - synonym with Tributyltin.						--	--	--
Organometallic Compounds (µg/kg)								
Butyltin (ion)						--	3.8 U	--
Dibutyltin (ion)						--	5.4 U	--
Tributyltin (ion)						--	3.6 U	--
Volatile Organics (mg/kg-OC)								
1,2,4-Trichlorobenzene	0.81	1.8				--	--	--
1,2-Dichlorobenzene	2.3	2.3				--	--	--
1,4-Dichlorobenzene	3.1	9				--	--	--

Table C-10
Sediment Data for Kingdome RS Overflow

				Distance to CSO (ft)	595	779	951
				Location ID	EW09-SS-221	EW09-SS-218	EW09-SS-217
				Area	ElliottBay	ElliottBay	ElliottBay
				CSO	Kingdome RS Overflow	Kingdome RS Overflow	Kingdome RS Overflow
				Task	EWSurfaceSedRd2	EWSurfaceSedRd1	EWSurfaceSedRd1
				Sample ID	EW09-SS-221-010	EW09-SS-218-010	EW09-SS-217-010
				Sample Date	06/23/2009	03/01/2009	03/01/2009
				Depth	0 - 10 cm	0 - 8.5 cm	0 - 10 cm
	SMS_Marine_SCO_SCUMII	SMS_Marine_CSL_SCUMII	AET_Marine_SCO_SCUMII	AET_Marine_CSL_SCUMII			
Hexachlorobutadiene (Hexachloro-1,3-butadiene)	3.9	6.2			0.3 U	0.76 U	0.75 U
Volatile Organics (µg/kg)							
1,2,4-Trichlorobenzene			31	51	--	--	--
1,2-Dichlorobenzene			35	50	--	--	--
1,3-Dichlorobenzene					--	--	--
1,4-Dichlorobenzene			110	110	--	--	--
Chloroprene					--	--	--
Ethylbenzene					--	--	--
Hexachlorobutadiene (Hexachloro-1,3-butadiene)			11	120	6 U	6.1 U	6.1 U
Tetrachloroethene (PCE)					--	--	--
Trichloroethene (TCE)					--	--	--
Semivolatile Organics (mg/kg-OC)							
1,2,4-Trichlorobenzene	0.81	1.8			0.3 U	0.76 U	0.75 U
1,2-Dichlorobenzene	2.3	2.3			0.3 U	0.76 U	0.75 U
1,4-Dichlorobenzene	3.1	9			0.3 U	0.76 U	0.75 U
2-Methylnaphthalene	38	64			0.97 U	3 U	2 U
Acenaphthene	16	57			0.97 U	3 U	2 U
Acenaphthylene	66	66			0.97 U	3 U	2 U
Anthracene	220	1200			**1.3**	3 U	2 U
Benzo(a)anthracene	110	270			**2.2**	3 U	**3.1**
Benzo(a)pyrene	99	210			**3.1**	3 U	**3.8**
Benzo(b)fluoranthene					**3**	3 U	**3.1**
Benzo(g,h,i)perylene	31	78			**1.7**	3 U	**3.1 J**
Benzo(k)fluoranthene					**3**	3 U	**6.3**
bis(2-Ethylhexyl)phthalate	47	78			**1.3**	**15**	**3.1**
Butylbenzyl phthalate	4.9	64			0.77 U	1.9 U	1.9 U
Chrysene	110	460			**3.2**	3 U	**5.1**
Dibenzo(a,h)anthracene	12	33			**0.61 J**	3 U	2 U
Dibenzofuran	15	58			0.97 U	3 U	2 U
Diethyl phthalate	61	110			0.77 U	1.9 U	1.9 U
Dimethyl phthalate	53	53			0.77 U	1.9 U	1.9 U
Di-n-butyl phthalate	220	1700			0.97 U	3 U	2 U

Table C-10
Sediment Data for Kingdome RS Overflow

				Distance to CSO (ft)	595	779	951
				Location ID	EW09-SS-221	EW09-SS-218	EW09-SS-217
				Area	ElliottBay	ElliottBay	ElliottBay
				CSO	Kingdome RS Overflow	Kingdome RS Overflow	Kingdome RS Overflow
				Task	EWSurfaceSedRd2	EWSurfaceSedRd1	EWSurfaceSedRd1
				Sample ID	EW09-SS-221-010	EW09-SS-218-010	EW09-SS-217-010
				Sample Date	06/23/2009	03/01/2009	03/01/2009
				Depth	0 - 10 cm	0 - 8.5 cm	0 - 10 cm
	SMS_Marine_SCO_SCUMII	SMS_Marine_CSL_SCUMII	AET_Marine_SCO_SCUMII	AET_Marine_CSL_SCUMII			
Di-n-octyl phthalate	58	4500			0.97 U	3 U	2 U
Fluoranthene	160	1200			**4**	3 U	**5.1**
Fluorene	23	79			0.97 U	3 U	2 U
Hexachlorobenzene	0.38	2.3			0.3 U	0.76 UJ	0.75 U
Hexachlorobutadiene (Hexachloro-1,3-butadiene)	3.9	6.2			--	--	--
Indeno(1,2,3-c,d)pyrene	34	88			**1.7**	3 U	**2 J**
Naphthalene	99	170			**0.82 J**	3 U	2 U
n-Nitrosodiphenylamine	11	11			0.3 U	0.76 U	0.75 U
Phenanthrene	100	480			**2.7**	3 U	**2.6**
Pyrene	1000	1400			**3.9**	**2.6**	**4.5**
Total Benzofluoranthenes (b,j,k) (U = 0)	230	450			**6**	3 U	**9.4**
Total cPAH TEQ (7 minimum CAEPA 2005) (U = 0)					**4.2 J**	3 U	**5 J**
Total HPAH (SMS) (U = 0)	960	5300			**27 J**	**3**	**40 J**
Total LPAH (SMS) (U = 0)	370	780			**4.8 J**	3 U	**3**
Semivolatile Organics (µg/kg)							
1,2,4-Trichlorobenzene			31	51	6 U	6.1 U	6.1 U
1,2-Dichlorobenzene			35	50	6 U	6.1 U	6.1 U
1,2-Diphenylhydrazine					--	--	--
1,3-Dichlorobenzene					19 U	20 U	20 U
1,4-Dichlorobenzene			110	110	6 U	6.1 U	6.1 U
1-Methylnaphthalene					19 U	20 U	20 U
2,2'-Oxybis (1-chloropropane)					19 U	20 U	20 U
2,2'-Oxybis (2-chloropropane)					--	--	--
2,4,5-Trichlorophenol					96 U	97 U	98 U
2,4,6-Trichlorophenol					96 U	97 U	98 U
2,4-Dichlorophenol					96 U	97 U	98 U
2,4-Dimethylphenol	29	29	29	29	6 U	6.1 U	6.1 U
2,4-Dinitrophenol					190 U	200 U	200 U
2,4-Dinitrotoluene					96 U	97 U	98 U
2,6-Dinitrotoluene					96 U	97 U	98 U
2-Chloronaphthalene					19 U	20 U	20 U
2-Chlorophenol					19 U	20 U	20 U

Table C-10
Sediment Data for Kingdome RS Overflow

				Distance to CSO (ft)	595	779	951
				Location ID	EW09-SS-221	EW09-SS-218	EW09-SS-217
				Area	ElliottBay	ElliottBay	ElliottBay
				CSO	Kingdome RS Overflow	Kingdome RS Overflow	Kingdome RS Overflow
				Task	EWSurfaceSedRd2	EWSurfaceSedRd1	EWSurfaceSedRd1
				Sample ID	EW09-SS-221-010	EW09-SS-218-010	EW09-SS-217-010
				Sample Date	06/23/2009	03/01/2009	03/01/2009
				Depth	0 - 10 cm	0 - 8.5 cm	0 - 10 cm
	SMS_Marine_SCO_SCUMII	SMS_Marine_CSL_SCUMII	AET_Marine_SCO_SCUMII	AET_Marine_CSL_SCUMII			
2-Methylnaphthalene			670	670	19 U	20 U	20 U
2-Methylphenol (o-Cresol)	63	63	63	63	6 U	6.1 U	6.1 U
2-Nitroaniline					96 U	97 U	98 U
2-Nitrophenol					96 U	97 U	98 U
3,3'-Dichlorobenzidine					96 U	97 U	98 U
3-Methylphenanthrene					--	--	--
3-Nitroaniline					96 U	97 U	98 U
4-Bromophenyl-phenyl ether					19 U	20 U	20 U
4-Chloro-3-methylphenol					96 U	97 U	98 U
4-Chloroaniline					96 U	97 U	98 U
4-Chlorophenyl phenyl ether					19 U	20 U	20 U
4-Methylphenol (p-Cresol)	670	670	670	670	19 U	20 U	20 U
4-Nitroaniline					96 U	97 U	98 U
4-Nitrophenol					96 U	97 U	98 U
Acenaphthene			500	500	19 U	20 U	20 U
Acenaphthylene			1300	1300	19 U	20 U	20 U
Aniline					--	20 U	20 U
Anthracene			960	960	**25**	20 U	20 U
Benzidine					--	--	--
Benzo(a)anthracene			1300	1600	**44**	20 U	**25**
Benzo(a)pyrene			1600	1600	**61**	20 U	**31**
Benzo(b)fluoranthene					**59**	20 U	**25**
Benzo(g,h,i)perylene			670	720	**34**	20 U	**25 J**
Benzo(k)fluoranthene					**59**	20 U	**51**
Benzoic acid	650	650	650	650	190 UJ	200 U	200 U
Benzyl alcohol	57	73	57	73	19 U	20 U	20 U
Biphenyl (1,1'-Biphenyl)					--	--	--
bis(2-Chloroethoxy)methane					19 U	20 U	20 U
bis(2-Chloroethyl)ether					19 U	20 U	20 U
bis(2-Ethylhexyl)phthalate			1300	3100	**26**	**120**	**25**
Butylbenzyl phthalate			63	900	15 U	15 U	15 U
Carbazole					19 U	20 U	20 U

Table C-10
Sediment Data for Kingdome RS Overflow

					Distance to CSO (ft)	**595**	**779**	**951**
					Location ID	**EW09-SS-221**	**EW09-SS-218**	**EW09-SS-217**
					Area	**ElliottBay**	**ElliottBay**	**ElliottBay**
					CSO	**Kingdome RS Overflow**	**Kingdome RS Overflow**	**Kingdome RS Overflow**
					Task	**EWSurfaceSedRd2**	**EWSurfaceSedRd1**	**EWSurfaceSedRd1**
					Sample ID	**EW09-SS-221-010**	**EW09-SS-218-010**	**EW09-SS-217-010**
					Sample Date	**06/23/2009**	**03/01/2009**	**03/01/2009**
					Depth	**0 - 10 cm**	**0 - 8.5 cm**	**0 - 10 cm**
	SMS_Marine_SCO_SCUMII	**SMS_Marine_CSL_SCUMII**	**AET_Marine_SCO_SCUMII**	**AET_Marine_CSL_SCUMII**			
Chlorinated Benzenes						--	--	--
Chrysene			1400	2800		**63**	20 U	**41**
Coprostanol (Cholestan-3-ol (3B, 5B))						--	--	--
Dibenzo(a,h)anthracene			230	230		**12 J**	20 U	20 U
Dibenzofuran			540	540		19 U	20 U	20 U
Diethyl phthalate			200	1200		15 U	15 U	15 U
Dimethyl phthalate			71	160		15 U	15 U	15 U
Di-n-butyl phthalate			1400	1400		19 U	20 U	20 U
Dinitro-o-cresol (4,6-Dinitro-2-methylphenol)						190 U	200 U	200 U
Di-n-octyl phthalate			6200	6200		19 U	20 U	20 U
Fluoranthene			1700	2500		**78**	20 U	**41**
Fluorene			540	540		19 U	20 U	20 U
Hexachlorobenzene			22	70		6 U	6.1 UJ	6.1 U
Hexachlorobutadiene (Hexachloro-1,3-butadiene)			11	120		--	--	--
Hexachlorocyclopentadiene						96 U	97 U	98 U
Hexachloroethane						19 U	20 U	20 U
Indeno(1,2,3-c,d)pyrene			600	690		**33**	20 U	**20 J**
Isophorone						19 U	20 U	20 U
Naphthalene			2100	2100		**16 J**	20 U	20 U
Nitrobenzene						19 U	20 U	20 U
n-Nitrosodimethylamine						30 U	31 U	30 U
n-Nitrosodi-n-propylamine						30 U	31 U	30 U
n-Nitrosodiphenylamine			28	40		6 U	6.1 U	6.1 U
Pentachlorophenol	360	690	360	690		30 U	31 U	30 U
Phenanthrene			1500	1500		**53**	20 U	**21**
Phenol	420	1200	420	1200		**42 JN**	20 U	20 U
Pyrene			2600	3300		**77**	**21**	**36**
Total Benzofluoranthenes (b,j,k) (U = 0)			3200	3600		**120**	20 U	**76**
Total cPAH TEQ (7 minimum CAEPA 2005) (U = 0)						**82 J**	20 U	**44 J**
Total HPAH (SMS) (U = 0)			12000	17000		**520 J**	**21**	**300 J**
Total LPAH (SMS) (U = 0)			5200	5200		**94 J**	20 U	**21**

Table C-10
Sediment Data for Kingdome RS Overflow

					Distance to CSO (ft)	595	779	951
					Location ID	EW09-SS-221	EW09-SS-218	EW09-SS-217
					Area	ElliottBay	ElliottBay	ElliottBay
					CSO	Kingdome RS Overflow	Kingdome RS Overflow	Kingdome RS Overflow
					Task	EWSurfaceSedRd2	EWSurfaceSedRd1	EWSurfaceSedRd1
					Sample ID	EW09-SS-221-010	EW09-SS-218-010	EW09-SS-217-010
					Sample Date	06/23/2009	03/01/2009	03/01/2009
					Depth	0 - 10 cm	0 - 8.5 cm	0 - 10 cm
	SMS_Marine_SCO_SCUMII	SMS_Marine_CSL_SCUMII	AET_Marine_SCO_SCUMII	AET_Marine_CSL_SCUMII			
Polycyclic Aromatic Hydrocarbons (mg/kg-OC)							
2-Methylnaphthalene	38	64			--	--	--
Acenaphthene	16	57			--	--	--
Acenaphthylene	66	66			--	--	--
Anthracene	220	1200			--	--	--
Benzo(a)anthracene	110	270			--	--	--
Benzo(a)pyrene	99	210			--	--	--
Benzo(b)fluoranthene					--	--	--
Benzo(g,h,i)perylene	31	78			--	--	--
Benzo(k)fluoranthene					--	--	--
Chrysene	110	460			--	--	--
Dibenzo(a,h)anthracene	12	33			--	--	--
Dibenzofuran	15	58			--	--	--
Fluoranthene	160	1200			--	--	--
Fluorene	23	79			--	--	--
Indeno(1,2,3-c,d)pyrene	34	88			--	--	--
Naphthalene	99	170			--	--	--
Phenanthrene	100	480			--	--	--
Pyrene	1000	1400			--	--	--
Total Benzofluoranthenes (b,j,k) (U = 0)	230	450			--	--	--
Total cPAH TEQ (7 minimum CAEPA 2005) (U = 0)					--	--	--
Total HPAH (SMS) (U = 0)	960	5300			--	--	--
Total LPAH (SMS) (U = 0)	370	780			--	--	--
Polycyclic Aromatic Hydrocarbons (µg/kg)							
1-Methylphenanthrene					--	--	--
2-Methylnaphthalene			670	670	--	--	--
2-Methylphenanthrene					--	--	--
Acenaphthene			500	500	--	--	--
Acenaphthylene			1300	1300	--	--	--
Anthracene			960	960	--	--	--
Benzo(a)anthracene			1300	1600	--	--	--
Benzo(a)pyrene			1600	1600	--	--	--
Benzo(b)fluoranthene					--	--	--

Table C-10
Sediment Data for Kingdome RS Overflow

				Distance to CSO (ft)	595	779	951
				Location ID	EW09-SS-221	EW09-SS-218	EW09-SS-217
				Area	ElliottBay	ElliottBay	ElliottBay
				CSO	Kingdome RS Overflow	Kingdome RS Overflow	Kingdome RS Overflow
				Task	EWSurfaceSedRd2	EWSurfaceSedRd1	EWSurfaceSedRd1
				Sample ID	EW09-SS-221-010	EW09-SS-218-010	EW09-SS-217-010
				Sample Date	06/23/2009	03/01/2009	03/01/2009
				Depth	0 - 10 cm	0 - 8.5 cm	0 - 10 cm
	SMS_Marine_SCO_SCUMII	SMS_Marine_CSL_SCUMII	AET_Marine_SCO_SCUMII	AET_Marine_CSL_SCUMII			
Benzo(g,h,i)perylene			670	720	--	--	--
Benzo(k)fluoranthene					--	--	--
Carbazole					--	--	--
Chrysene			1400	2800	--	--	--
Dibenzo(a,h)anthracene			230	230	--	--	--
Dibenzofuran			540	540	--	--	--
Fluoranthene			1700	2500	--	--	--
Fluorene			540	540	--	--	--
Indeno(1,2,3-c,d)pyrene			600	690	--	--	--
Naphthalene			2100	2100	--	--	--
Phenanthrene			1500	1500	--	--	--
Pyrene			2600	3300	--	--	--
Retene					--	--	--
Total Benzofluoranthenes (b,j,k) (U = 0)			3200	3600	--	--	--
Total cPAH TEQ (7 minimum CAEPA 2005) (U = 0)					--	--	--
Total HPAH (SMS) (U = 0)			12000	17000	--	--	--
Total LPAH (SMS) (U = 0)			5200	5200	--	--	--
Pesticides (mg/kg-OC)							
Hexachlorobenzene	0.38	2.3			--	--	--
Hexachlorobutadiene (Hexachloro-1,3-butadiene)	3.9	6.2			--	--	--
Pesticides (µg/kg)							
2,4'-DDD (o,p'-DDD)					--	--	--
2,4'-DDE (o,p'-DDE)					--	--	--
2,4'-DDT (o,p'-DDT)					--	--	--
4,4'-DDD (p,p'-DDD)					--	--	--
4,4'-DDE (p,p'-DDE)					--	--	--
4,4'-DDT (p,p'-DDT)					--	--	--
Aldrin					--	--	--
Chlordane					--	--	--
Chlordane, alpha- (Chlordane, cis-)					--	--	--
Chlordane, beta- (Chlordane, trans-)					--	--	--
Chlordane, gamma-					--	--	--

Table C-10
Sediment Data for Kingdome RS Overflow

				Distance to CSO (ft)	595	779	951
				Location ID	EW09-SS-221	EW09-SS-218	EW09-SS-217
				Area	ElliottBay	ElliottBay	ElliottBay
				CSO	Kingdome RS Overflow	Kingdome RS Overflow	Kingdome RS Overflow
				Task	EWSurfaceSedRd2	EWSurfaceSedRd1	EWSurfaceSedRd1
				Sample ID	EW09-SS-221-010	EW09-SS-218-010	EW09-SS-217-010
				Sample Date	06/23/2009	03/01/2009	03/01/2009
				Depth	0 - 10 cm	0 - 8.5 cm	0 - 10 cm
	SMS_Marine_SCO_SCUMII	SMS_Marine_CSL_SCUMII	AET_Marine_SCO_SCUMII	AET_Marine_CSL_SCUMII			
Dieldrin					--	--	--
Endosulfan					--	--	--
Endosulfan sulfate					--	--	--
Endosulfan, alpha- (I)					--	--	--
Endosulfan, beta (II)					--	--	--
Endrin					--	--	--
Endrin aldehyde					--	--	--
Endrin ketone					--	--	--
Heptachlor					--	--	--
Heptachlor epoxide					--	--	--
Hexachlorobenzene			22	70	--	--	--
Hexachlorobutadiene (Hexachloro-1,3-butadiene)			11	120	--	--	--
Hexachlorocyclohexane (BHC), alpha-					--	--	--
Hexachlorocyclohexane (BHC), beta-					--	--	--
Hexachlorocyclohexane (BHC), delta-					--	--	--
Hexachlorocyclohexane (BHC), gamma- (Lindane)					--	--	--
Methoxychlor					--	--	--
Mirex					--	--	--
Nonachlor, cis-					--	--	--
Nonachlor, trans-					--	--	--
Oxychlordane					--	--	--
Total 2,4' and 4,4'-DDD,-DDE,-DDT (reported, not calculated)					--	--	--
Total 4,4'-DDD,-DDE,-DDT (reported, not calculated)					--	--	--
Total Chlordane (Reported, not calculated)					--	--	--
Toxaphene					--	--	--
PCB Aroclors (mg/kg-OC)							
Total PCB Aroclors (SMS Marine 2013) (U = 0)	12	65			**2.7**	3 U	**9**
PCB Aroclors (µg/kg)							
Aroclor 1016					3.9 U	20 U	20 U
Aroclor 1221					3.9 U	20 U	20 U
Aroclor 1232					3.9 U	20 U	20 U
Aroclor 1242					3.9 U	20 U	20 U

Table C-10
Sediment Data for Kingdome RS Overflow

					Distance to CSO (ft)	**595**	**779**	**951**
					Location ID	**EW09-SS-221**	**EW09-SS-218**	**EW09-SS-217**
					Area	**ElliottBay**	**ElliottBay**	**ElliottBay**
					CSO	**Kingdome RS Overflow**	**Kingdome RS Overflow**	**Kingdome RS Overflow**
					Task	**EWSurfaceSedRd2**	**EWSurfaceSedRd1**	**EWSurfaceSedRd1**
					Sample ID	**EW09-SS-221-010**	**EW09-SS-218-010**	**EW09-SS-217-010**
					Sample Date	**06/23/2009**	**03/01/2009**	**03/01/2009**
					Depth	**0 - 10 cm**	**0 - 8.5 cm**	**0 - 10 cm**
	SMS_Marine_SCO_SCUMII	**SMS_Marine_CSL_SCUMII**	**AET_Marine_SCO_SCUMII**	**AET_Marine_CSL_SCUMII**			
Aroclor 1248						**5.2**	20 U	20 U
Aroclor 1254						**12**	20 U	**30**
Aroclor 1260						**35**	20 U	**44**
Aroclor 1262						3.9 U	20 U	20 U
Aroclor 1268						3.9 U	20 U	20 U
Total PCB Aroclors (SMS Marine 2013) (U = 0)			130	1000		**52**	20 U	**74**
Total Petroleum Hydrocarbons (mg/kg)								
Oil and grease						--	--	--

Notes:
1. Sample locations within and south of Slip 36 are not included in the table because they represent sources in the East Waterway Superfund Site and are available in the East Waterway SRI/FS.

TOC in range (0.5% - 3.5%)

Detected concentration is greater than SMS_Marine_SCO_SCUMII screening level

Detected concentration is greater than SMS_Marine_CSL_SCUMII screening level

TOC out of range

Detected concentration is greater than AET_Marine_SCO_SCUMII screening level

Detected concentration is greater than AET_Marine_CSL_SCUMII screening level

Bold = Detected result

J = Estimated value
U = Compound analyzed, but not detected above detection limit
UJ = Compound analyzed, but not detected above estimated detection limit
R = Rejected

Table C-11
Sediment Data for Chelan Ave. RS Overflow

					Distance to CSO (ft)	23	53	57	78	87	132
					Location ID	EBCHEMWW-05	CHLCSO96CH10N	CHLCSO96CH00	CSO11_CSO-CH-2	CSO11_CSO-CH-1	CHLCSO96CH10E
					Area	DuwamishRiver	DuwamishRiver	DuwamishRiver	DuwamishRiver	DuwamishRiver	DuwamishRiver
					CSO	Chelan Ave. RS	Chelan Ave. RS	Chelan Ave. RS	Chelan Ave. RS	Chelan Ave. RS	Chelan Ave. RS
					Task	EBCHEM	CHLCSO96	CHLCSO96	KC_CSO_2011	KC_CSO_2011	CHLCSO96
					Sample ID	WW-05_19851001	L6397-2	L6397-1	L53963-33	L53963-32	L6397-6
					Sample Date	10/01/1985	06/28/1995	06/28/1995	08/29/2011	08/29/2011	06/29/1995
					Depth				0 - 4 cm	0 - 6 cm	
	SMS_Marine_SCO_SCUMII	SMS_Marine_CSL_SCUMII	AET_Marine_SCO_SCUMII	AET_Marine_CSL_SCUMII							
Conventional Parameters (ppt)											
Salinity						--	--	--	--	--	--
Conventional Parameters (mg/kg)											
Acid volatile sulfide						--	68.5	476.190476	--	--	59.3
Ammonia						--	10.6 J	4.791667 J	--	--	1.58 J
Ammonia as nitrogen						--	--	--	--	--	--
Cyanide						--	--	--	--	--	--
Nitrogen, total (nitrate, nitrite, Kjeldahl) (calculated)						340	--	--	--	--	--
Sulfide						54	41.401274	179	--	--	67.4
Conventional Parameters (pct)											
Moisture (water) content						--	--	--	--	--	--
Total organic carbon						1.23 J	3.03 J	1.35 J	0.467	1.28	0.399 J
Total solids						72.6	62.8	67.2	72.1	67.3	74.2
Total solids (preserved)						--	--	--	--	--	--
Total volatile solids						3.27	5.06	2.84	--	--	2.22
Conventional Parameters (su)											
pH						--	10.97	10.63	--	--	10.22
Grain Size (pct)											
Pebble						--	--	--	3.7	16.8	--
Gravel						--	15	7.2	--	--	7.9
Granule (very fine gravel)						--	--	--	0.2 J	0.3 J	--
Sand						93.8	65	81	--	--	85
Sand, very coarse						--	--	--	0.3 J	2.5	--
Sand, coarse						--	--	--	0.6 J	3	--
Sand, medium						--	--	--	5.3	6.2	--
Sand, fine						--	--	--	33.5	23.3	--
Sand, very fine						--	--	--	33.2	22.3	--
Silt						0.7	17.2	6.9	--	--	5.4
Silt, coarse						--	--	--	10.6	10	--
Silt, medium						--	--	--	2	3.3	--
Silt, fine						--	--	--	0.7 J	2.4	--
Silt, very fine						--	--	--	1.4	2.4	--
Clay						5.1	4	4.8	--	--	2.2

Table C-11
Sediment Data for Chelan Ave. RS Overflow

					Distance to CSO (ft)	23	53	57	78	87	132
					Location ID	EBCHEMWW-05	CHLCSO96CH10N	CHLCSO96CH00	CSO11_CSO-CH-2	CSO11_CSO-CH-1	CHLCSO96CH10E
					Area	DuwamishRiver	DuwamishRiver	DuwamishRiver	DuwamishRiver	DuwamishRiver	DuwamishRiver
					CSO	Chelan Ave. RS	Chelan Ave. RS	Chelan Ave. RS	Chelan Ave. RS	Chelan Ave. RS	Chelan Ave. RS
					Task	EBCHEM	CHLCSO96	CHLCSO96	KC_CSO_2011	KC_CSO_2011	CHLCSO96
					Sample ID	WW-05_19851001	L6397-2	L6397-1	L53963-33	L53963-32	L6397-6
					Sample Date	10/01/1985	06/28/1995	06/28/1995	08/29/2011	08/29/2011	06/29/1995
					Depth				0 - 4 cm	0 - 6 cm	
	SMS_Marine_SCO_SCUMII	SMS_Marine_CSL_SCUMII	AET_Marine_SCO_SCUMII	AET_Marine_CSL_SCUMII							
Clay, coarse						--	--	--	**1.4**	**1.6**	--
Clay, medium						--	--	--	**2**	**2.4**	--
Clay, fine						--	--	--	**2.7**	**4.1**	--
Metals (mg/kg)											
Aluminum						--	**9140.127389**	**8200**	--	--	**6442.048518**
Antimony						**43.1**	4.77707 UJ	4.464286 UJ	--	--	4 UJ
Arsenic	57	93	57	93		**10.4**	**16**	**9.1**	**6.2 J**	**10.6**	6.7 U
Barium						--	**76.433121**	**60.416667**	--	--	**24.3**
Beryllium						--	**0.21**	**0.16369**	--	--	**0.15**
Cadmium	5.1	6.7	5.1	6.7		**0.25**	**0.56**	**0.610119**	0.14 U	**0.19 J**	0.4 UJ
Calcium						--	**9283.43949 J**	**9320 J**	--	--	**4973.045822 J**
Chromium	260	270	260	270		**52 J**	**25.8**	**17.708333**	**12.9**	**24.1**	**11.819407**
Chromium VI						--	--	--	--	--	--
Cobalt						--	--	--	--	--	--
Copper	390	390	390	390		**59.6**	**183.121019**	**56.7**	**30.5**	**49.8**	**30.6**
Iron						**40700**	**22000**	**19345.2381**	--	--	**12500**
Lead	450	530	450	530		**58.4**	**52.4**	**36.607143**	**27**	**27.9**	**20.5**
Magnesium						--	**5180**	**4630**	--	--	**2900**
Manganese						**692 J**	**201**	**170**	--	--	**113**
Mercury	0.41	0.59	0.41	0.59		**0.382 J**	**0.16**	**0.120536**	**0.0968**	**0.133**	**0.057**
Molybdenum						--	3.184713 U	2.97619 U	--	--	2.695418 U
Nickel						**24.8**	**16**	**14.9**	--	--	**9.2**
Potassium						--	**1337.579618**	**1235.119048**	--	--	**840**
Selenium						0.11 U	7.961783 U	7.4 U	--	--	6.7 U
Silver	6.1	6.1	6.1	6.1		**0.14 J**	0.636943 U	0.595238 U	**1.1 J**	**1.2 J**	0.539084 U
Sodium						--	**6592.356688**	**5714.285714**	--	--	**4220**
Thallium						--	31.847134 U	29.761905 U	--	--	26.954178 U
Tin						--	--	--	--	--	--
Vanadium						--	--	--	--	--	--
Zinc	410	960	410	960		**137 J**	**140**	**116**	**56.6**	**92.6**	**54.2**
Organometallic Compounds (porewater) (µg/L)											
Butyltin (n-Butyltin)						--	--	--	--	--	--
Dibutyltin (ion)						--	--	--	--	--	--

Table C-11
Sediment Data for Chelan Ave. RS Overflow

				Distance to CSO (ft)	23	53	57	78	87	132
				Location ID	EBCHEMWW-05	CHLCSO96CH10N	CHLCSO96CH00	CSO11_CSO-CH-2	CSO11_CSO-CH-1	CHLCSO96CH10E
				Area	DuwamishRiver	DuwamishRiver	DuwamishRiver	DuwamishRiver	DuwamishRiver	DuwamishRiver
				CSO	Chelan Ave. RS	Chelan Ave. RS	Chelan Ave. RS	Chelan Ave. RS	Chelan Ave. RS	Chelan Ave. RS
				Task	EBCHEM	CHLCSO96	CHLCSO96	KC_CSO_2011	KC_CSO_2011	CHLCSO96
				Sample ID	WW-05_19851001	L6397-2	L6397-1	L53963-33	L53963-32	L6397-6
				Sample Date	10/01/1985	06/28/1995	06/28/1995	08/29/2011	08/29/2011	06/29/1995
				Depth				0 - 4 cm	0 - 6 cm	
	SMS_Marine_SCO_SCUMII	SMS_Marine_CSL_SCUMII	AET_Marine_SCO_SCUMII	AET_Marine_CSL_SCUMII						
Tributyltin (ion)					--	--	--	--	--	--
Organometallic Compounds (µg/kg)										
Butyltin (n-Butyltin)					--	--	--	--	--	--
Dibutyltin (ion)					--	--	--	--	--	--
Tributyltin					--	--	--	--	--	--
Tributyltin (ion)					--	--	--	--	--	--
Volatile Organics (mg/kg-OC)										
Hexachlorobutadiene (Hexachloro-1,3-butadiene)	3.9	6.2			14 U	1.42 UJ	3 UJ	--	--	9 UJ
Volatile Organics (µg/kg)										
1,1,2,2-Tetrachloroethane					--	--	--	--	--	--
1,1,2-Trichloroethane					--	--	--	--	--	--
1,1-Dichloroethane					--	--	--	--	--	--
1,1-Dichloroethene					--	--	--	--	--	--
1,1-Dichloroethane					--	--	--	--	--	--
1,1-Dichloroethene					--	--	--	--	--	--
1,2-Dichloroethane					--	--	--	--	--	--
1,2-Dichloroethene					--	--	--	--	--	--
1,2-Dichloropropane					--	--	--	--	--	--
1,3-Dichloropropene, cis-					--	--	--	--	--	--
1,3-Dichloropropene, trans-					--	--	--	--	--	--
2-Butanone, 3-methoxy-3-methyl					--	--	--	--	--	--
2-Chloroethylvinyl ether					--	--	--	--	--	--
4-Nonylphenol					--	--	--	--	--	--
Acrolein					--	--	--	--	--	--
Acrylonitrile					--	--	--	--	--	--
Benzene					--	--	--	--	--	--
Bromodichloromethane					--	--	--	--	--	--
Bromoform (Tribromomethane)					--	--	--	--	--	--
Bromomethane (Methyl bromide)					--	--	--	--	--	--
Carbon tetrachloride (Tetrachloromethane)					--	--	--	--	--	--
Chlorobenzene					--	--	--	--	--	--
Chloroethane					--	--	--	--	--	--
Chloroform					--	--	--	--	--	--
Chloromethane					--	--	--	--	--	--
Chloroprene					170 U	--	--	--	--	--

Table C-11
Sediment Data for Chelan Ave. RS Overflow

					Distance to CSO (ft)	23	53	57	78	87	132
					Location ID	EBCHEMWW-05	CHLCSO96CH10N	CHLCSO96CH00	CSO11_CSO-CH-2	CSO11_CSO-CH-1	CHLCSO96CH10E
					Area	DuwamishRiver	DuwamishRiver	DuwamishRiver	DuwamishRiver	DuwamishRiver	DuwamishRiver
					CSO	Chelan Ave. RS	Chelan Ave. RS	Chelan Ave. RS	Chelan Ave. RS	Chelan Ave. RS	Chelan Ave. RS
					Task	EBCHEM	CHLCSO96	CHLCSO96	KC_CSO_2011	KC_CSO_2011	CHLCSO96
					Sample ID	WW-05_19851001	L6397-2	L6397-1	L53963-33	L53963-32	L6397-6
					Sample Date	10/01/1985	06/28/1995	06/28/1995	08/29/2011	08/29/2011	06/29/1995
					Depth				0 - 4 cm	0 - 6 cm	
	SMS_Marine_SCO_SCUMII	SMS_Marine_CSL_SCUMII	AET_Marine_SCO_SCUMII	AET_Marine_CSL_SCUMII							
Dibromochloromethane						--	--	--	--	--	--
Ethylbenzene						--	--	--	--	--	--
Hexachlorobutadiene (Hexachloro-1,3-butadiene)			11	120		170 U	42.993631 UJ	40 UJ	--	--	36 UJ
o-Xylene						--	--	--	--	--	--
Tetrachloroethene (PCE)						--	--	--	--	--	--
Toluene						--	--	--	--	--	--
Trichloroethene (TCE)						--	--	--	--	--	--
Vinyl chloride						--	--	--	--	--	--
Semivolatile Organics (mg/kg-OC)											
1,2,4-Trichlorobenzene	0.81	1.8				3.3 U	0.0363 UJ	0.07 UJ	0.16 U	0.062 U	0.233 UJ
1,2-Dichlorobenzene	2.3	2.3				1.4 U	0.0363 UJ	0.07 UJ	1.58 U	0.619 U	0.233 UJ
1,4-Dichlorobenzene	3.1	9				**4.8 J**	**0.412 J**	**7.54 J**	2.38 U	**1.1**	0.233 UJ
2-Methylnaphthalene	38	64				--	--	--	1.6 U	**1.7**	--
Acenaphthene	16	57				--	--	--	**2.4 J**	**7.33**	--
Acenaphthylene	66	66				--	--	--	1.6 U	**1.1 J**	--
Anthracene	220	1200				--	--	--	**11**	**20.8**	--
Benzo(a)anthracene	110	270				--	--	--	**32.3**	**45.7**	--
Benzo(a)pyrene	99	210				--	--	--	**34**	**38.9**	--
Benzo(b)fluoranthene						--	--	--	--	--	--
Benzo(b,j,k)fluoranthenes						--	--	--	--	--	--
Benzo(g,h,i)perylene	31	78				--	--	--	**17.3 J**	**21.3 J**	--
Benzo(k)fluoranthene						--	--	--	--	--	--
bis(2-Ethylhexyl)phthalate	47	78				--	**-99999 R**	**-99999 R**	27 UJ	20.2 UJ	**-99999 R**
Butylbenzyl phthalate	4.9	64				0.11 U	**1.93**	**1.87**	**14 J**	**5.19 J**	5.4 U
Chrysene	110	460				--	--	--	**43**	**54.5**	--
Dibenzo(a,h)anthracene	12	33				--	--	--	**6.08**	**6.73**	--
Dibenzofuran	15	58				--	--	--	**2.1 J**	**1.7**	--
Diethyl phthalate	61	110				--	1.42 U	3 U	3.2 U	1.3 U	9 U
Dimethyl phthalate	53	53				**0.55 J**	0.578 U	1.2 U	3.17 U	1.24 U	3.72 U
Di-n-butyl phthalate	220	1700				--	**1.9**	**3.8**	6 UJ	2.72 UJ	**10**
Di-n-octyl phthalate	58	4500				**0.78 J**	0.83 U	1.76 U	3.17 U	1.24 U	5.4 U
Fluoranthene	160	1200				--	--	--	**79.9**	**81.3**	--
Fluorene	23	79				--	--	--	**4.22**	**7.65**	--

Table C-11
Sediment Data for Chelan Ave. RS Overflow

					Distance to CSO (ft)	23	53	57	78	87	132
					Location ID	EBCHEMWW-05	CHLCSO96CH10N	CHLCSO96CH00	CSO11_CSO-CH-2	CSO11_CSO-CH-1	CHLCSO96CH10E
					Area	DuwamishRiver	DuwamishRiver	DuwamishRiver	DuwamishRiver	DuwamishRiver	DuwamishRiver
					CSO	Chelan Ave. RS	Chelan Ave. RS	Chelan Ave. RS	Chelan Ave. RS	Chelan Ave. RS	Chelan Ave. RS
					Task	EBCHEM	CHLCSO96	CHLCSO96	KC_CSO_2011	KC_CSO_2011	CHLCSO96
					Sample ID	WW-05_19851001	L6397-2	L6397-1	L53963-33	L53963-32	L6397-6
					Sample Date	10/01/1985	06/28/1995	06/28/1995	08/29/2011	08/29/2011	06/29/1995
					Depth				0 - 4 cm	0 - 6 cm	
	SMS_Marine_SCO_SCUMII	SMS_Marine_CSL_SCUMII	AET_Marine_SCO_SCUMII	AET_Marine_CSL_SCUMII							
Hexachlorobenzene	0.38	2.3				3.2 U	0.0363 UJ	0.07 U	0.16 U	0.062 U	0.233 UJ
Hexachlorobutadiene (Hexachloro-1,3-butadiene)	3.9	6.2				--	--	--	0.79 U	0.3 U	--
Indeno(1,2,3-c,d)pyrene	34	88				--	--	--	**17.7 J**	**19.6 J**	--
Naphthalene	99	170				--	--	--	1.6 U	**1.36**	--
n-Nitrosodiphenylamine	11	11				--	1.42 U	3 U	3.94 U	1.55 U	9 U
Phenanthrene	100	480				--	--	--	**28.7**	**63**	--
Pyrene	1000	1400				--	--	--	**68.3**	**105**	--
Total Benzofluoranthenes (lab reported total)	230	450				--	--	--	**74.5**	**82.8**	--
Total Benzofluoranthenes (b,j,k) (U = 0)	230	450				--	--	--	--	--	--
Total cPAH TEQ (7 minimum CAEPA 2005) (U = 0)						--	--	--	**48 J**	**54.9 J**	--
Total HPAH (SMS) (U = 0)	960	5300				--	--	--	**370 J**	**455 J**	--
Total LPAH (SMS) (U = 0)	370	780				--	--	--	**46 J**	**100 J**	--
Semivolatile Organics (µg/kg)											
1,2,4-Trichlorobenzene			31	51		41 U	1.098726 UJ	1 UJ	0.74 U	0.79 U	0.929919 UJ
1,2-Dichlorobenzene			35	50		17 U	1.098726 UJ	1 UJ	7.39 U	7.92 U	0.929919 UJ
1,2-Diphenylhydrazine						--	84 U	78.869048 U	--	--	71 U
1,3-Dichlorobenzene						40 U	1.098726 UJ	1 UJ	--	--	0.929919 UJ
1,4-Dichlorobenzene			110	110		**59 J**	**12.484076 J**	**101.785714 J**	11.1 U	**14.1**	0.929919 UJ
1-Methylnaphthalene						--	--	--	--	--	--
2,2'-Oxybis (1-chloropropane)						--	84 U	78.869048 U	--	--	71 U
2,4,5-Trichlorophenol						71 U	175.159236 U	160 U	--	--	148.247978 U
2,4,6-Trichlorophenol						63 U	175.159236 U	160 U	--	--	148.247978 U
2,4-Dichlorophenol						15 U	42.993631 U	40 U	--	--	36 U
2,4-Dimethylphenol	29	29	29	29		290 U	42.993631 U	40 U	7.4 U	7.9 U	36 U
2,4-Dinitrophenol						--	84 U	78.869048 U	--	--	71 U
2,4-Dinitrotoluene						--	17.515924 U	16 U	--	--	14.824798 U
2,6-Dinitrotoluene						--	17.515924 U	16 U	--	--	14.824798 U
2-Chloronaphthalene						5.2 U	25 U	23.809524 U	--	--	21.563342 U
2-Chlorophenol						2.8 U	84 U	78.869048 U	--	--	71 U
2-Methylnaphthalene			670	670		--	--	--	7.4 U	**22**	--
2-Methylphenol (o-Cresol)	63	63	63	63		3.2 U	42.993631 U	40 U	7.4 U	7.9 U	36 U
2-Nitroaniline						--	175.159236 U	160 U	--	--	148.247978 U
2-Nitrophenol						--	42.993631 UJ	40 UJ	--	--	36 UJ

Table C-11
Sediment Data for Chelan Ave. RS Overflow

					Distance to CSO (ft)	23	53	57	78	87	132
					Location ID	EBCHEMWW-05	CHLCSO96CH10N	CHLCSO96CH00	CSO11_CSO-CH-2	CSO11_CSO-CH-1	CHLCSO96CH10E
					Area	DuwamishRiver	DuwamishRiver	DuwamishRiver	DuwamishRiver	DuwamishRiver	DuwamishRiver
					CSO	Chelan Ave. RS	Chelan Ave. RS	Chelan Ave. RS	Chelan Ave. RS	Chelan Ave. RS	Chelan Ave. RS
					Task	EBCHEM	CHLCSO96	CHLCSO96	KC_CSO_2011	KC_CSO_2011	CHLCSO96
					Sample ID	WW-05_19851001	L6397-2	L6397-1	L53963-33	L53963-32	L6397-6
					Sample Date	10/01/1985	06/28/1995	06/28/1995	08/29/2011	08/29/2011	06/29/1995
					Depth				0 - 4 cm	0 - 6 cm	
	SMS_Marine_SCO_SCUMII	SMS_Marine_CSL_SCUMII	AET_Marine_SCO_SCUMII	AET_Marine_CSL_SCUMII							
3,3'-Dichlorobenzidine						--	42.993631 U	40 U	--	--	36 U
3-Methylphenanthrene						**19 J**	--	--	--	--	--
3-Nitroaniline						--	175.159236 U	160 U	--	--	148.247978 U
4-Bromophenyl-phenyl ether						--	17.515924 U	16 U	--	--	14.824798 U
4-Chloro-3-methylphenol						11 U	84 U	78.869048 U	--	--	71 U
4-Chloroaniline						--	84 UJ	78.869048 UJ	--	--	71 UJ
4-Chlorophenyl phenyl ether						--	25 U	23.809524 U	--	--	21.563342 U
4-Methylphenol (p-Cresol)	670	670	670	670		**35 J**	42.993631 U	40 U	37 U	40 U	36 U
4-Nitroaniline						--	175.159236 U	160 U	--	--	148.247978 U
4-Nitrophenol						--	84 U	78.869048 U	--	--	71 U
Acenaphthene			500	500		--	--	--	**11 J**	**93.8**	--
Acenaphthylene			1300	1300		--	--	--	7.4 U	**14 J**	--
Aniline						--	84 UJ	78.869048 UJ	--	--	71 UJ
Anthracene			960	960		--	--	--	**51**	**266**	--
Benzidine						--	**-99999 R**	**-99999 R**	--	--	**-99999 R**
Benzo(a)anthracene			1300	1600		--	--	--	**151**	**585**	--
Benzo(a)pyrene			1600	1600		--	--	--	**160**	**498**	--
Benzo(b)fluoranthene						--	--	--	--	--	--
Benzo(b,j,k)fluoranthenes						--	--	--	--	--	--
Benzo(e)pyrene						--	--	--	--	--	--
Benzo(g,h,i)perylene			670	720		--	--	--	**80.7 J**	**272 J**	--
Benzo(k)fluoranthene						--	--	--	--	--	--
Benzoic acid	650	650	650	650		27 U	**368**	**365**	**172**	**210**	**161.725067**
Benzyl alcohol	57	73	57	73		90 U	42.993631 U	40 U	18.4 U	19.8 U	36 U
Biphenyl (1,1'-Biphenyl)						**10 J**	--	--	--	--	--
bis(2-Chloroethoxy)methane						--	42.993631 U	40 U	--	--	36 U
bis(2-Chloroethyl)ether						--	25 UJ	23.809524 UJ	--	--	21.563342 UJ
bis(2-Ethylhexyl)phthalate			1300	3100		--	**-99999 R**	**-99999 R**	126 UJ	259 UJ	**-99999 R**
Butylbenzyl phthalate			63	900		1.4 U	**58.43949**	**25.297619**	**65.3 J**	**66.4 J**	21.563342 U
Carbazole						--	--	--	--	--	--
Chlorinated Benzenes						**59 J**	--	--	--	--	--
Cholesterol						--	**4800 N**	**1500 N**	--	--	**840 N**
Chrysene			1400	2800		--	--	--	**201**	**697**	--

Table C-11
Sediment Data for Chelan Ave. RS Overflow

					Distance to CSO (ft)	23	53	57	78	87	132
					Location ID	EBCHEMWW-05	CHLCSO96CH10N	CHLCSO96CH00	CSO11_CSO-CH-2	CSO11_CSO-CH-1	CHLCSO96CH10E
					Area	DuwamishRiver	DuwamishRiver	DuwamishRiver	DuwamishRiver	DuwamishRiver	DuwamishRiver
					CSO	Chelan Ave. RS	Chelan Ave. RS	Chelan Ave. RS	Chelan Ave. RS	Chelan Ave. RS	Chelan Ave. RS
					Task	EBCHEM	CHLCSO96	CHLCSO96	KC_CSO_2011	KC_CSO_2011	CHLCSO96
					Sample ID	WW-05_19851001	L6397-2	L6397-1	L53963-33	L53963-32	L6397-6
					Sample Date	10/01/1985	06/28/1995	06/28/1995	08/29/2011	08/29/2011	06/29/1995
					Depth				0 - 4 cm	0 - 6 cm	
	SMS_Marine_SCO_SCUMII	SMS_Marine_CSL_SCUMII	AET_Marine_SCO_SCUMII	AET_Marine_CSL_SCUMII							
Coprostanol (Cholestan-3-ol (3B, 5B))					--	**516**	**689**	--	--	148.247978 U
Dibenzo(a,h)anthracene			230	230	--	--	--	**28.4**	**86.2**	--
Dibenzofuran			540	540	--	--	--	**9.7 J**	**22**	--
Diethyl phthalate			200	1200	--	42.993631 U	40 U	15 U	16 U	36 U
Dimethyl phthalate			71	160	**6.8 J**	17.515924 U	16 U	14.8 U	15.9 U	14.824798 U
Di-n-butyl phthalate			1400	1400	--	**59**	**51**	28 UJ	34.8 UJ	**50**
Dinitro-o-cresol (4,6-Dinitro-2-methylphenol)					--	84 U	78.869048 U	--	--	71 U
Di-n-octyl phthalate			6200	6200	**9.6 J**	25 U	23.809524 U	14.8 U	15.9 U	21.563342 U
Fluoranthene			1700	2500	--	--	--	**373**	**1040**	--
Fluorene			540	540	--	--	--	**19.7**	**97.9**	--
Hexachlorobenzene			22	70	39 U	1.098726 UJ	1 U	0.74 U	0.79 U	0.929919 UJ
Hexachlorobutadiene (Hexachloro-1,3-butadiene)			11	120	--	--	--	3.7 U	4 U	--
Hexachlorocyclopentadiene					--	**-99999 R**	**-99999 R**	--	--	**-99999 R**
Hexachloroethane					--	42.993631 UJ	40 UJ	--	--	36 UJ
Indeno(1,2,3-c,d)pyrene			600	690	--	--	--	**82.7 J**	**251 J**	--
Isophorone					5.1 U	42.993631 U	40 U	--	--	36 U
Naphthalene			2100	2100	--	--	--	7.4 U	**17.4**	--
Nitrobenzene					--	42.993631 U	40 U	--	--	36 U
n-Nitrosodimethylamine					--	175.159236 U	160 U	--	--	148.247978 U
n-Nitrosodi-n-propylamine					--	42.993631 U	40 U	--	--	36 U
n-Nitrosodiphenylamine			28	40	--	42.993631 U	40 U	18.4 U	19.8 U	36 U
Pentachlorophenol	360	690	360	690	2600 U	42.993631 UJ	40 UJ	111 U	119 U	36 UJ
Perylene					--	--	--	--	--	--
Phenanthrene			1500	1500	--	--	--	**134**	**810**	--
Phenol	420	1200	420	1200	**36 J**	**1084.394904**	**1010**	37 U	40 U	148.247978 U
Pyrene			2600	3300	--	--	--	**319**	**1340**	--
Total Benzofluoranthenes (lab reported total)			3200	3600	--	--	--	**348**	**1060**	--
Triethyl citrate					--	--	--	--	--	--
Tris(2-chloroethyl) phosphate (TCEP)					--	--	--	--	--	--
Total Benzofluoranthenes (b,j,k) (U = 0)			3200	3600	--	--	--	--	--	--
Total cPAH TEQ (7 minimum CAEPA 2005) (U = 0)					--	--	--	**220 J**	**703 J**	--
Total HPAH (SMS) (U = 0)			12000	17000	--	--	--	**1700 J**	**5830 J**	--
Total LPAH (SMS) (U = 0)			5200	5200	--	--	--	**220 J**	**1300 J**	--

Table C-11
Sediment Data for Chelan Ave. RS Overflow

					Distance to CSO (ft)	23	53	57	78	87	132
					Location ID	EBCHEMWW-05	CHLCSO96CH10N	CHLCSO96CH00	CSO11_CSO-CH-2	CSO11_CSO-CH-1	CHLCSO96CH10E
					Area	DuwamishRiver	DuwamishRiver	DuwamishRiver	DuwamishRiver	DuwamishRiver	DuwamishRiver
					CSO	Chelan Ave. RS	Chelan Ave. RS	Chelan Ave. RS	Chelan Ave. RS	Chelan Ave. RS	Chelan Ave. RS
					Task	EBCHEM	CHLCSO96	CHLCSO96	KC_CSO_2011	KC_CSO_2011	CHLCSO96
					Sample ID	WW-05_19851001	L6397-2	L6397-1	L53963-33	L53963-32	L6397-6
					Sample Date	10/01/1985	06/28/1995	06/28/1995	08/29/2011	08/29/2011	06/29/1995
					Depth				0 - 4 cm	0 - 6 cm	
	SMS_Marine_SCO_SCUMII	SMS_Marine_CSL_SCUMII	AET_Marine_SCO_SCUMII	AET_Marine_CSL_SCUMII							
Polycyclic Aromatic Hydrocarbons (mg/kg-OC)											
2-Methylnaphthalene	38	64			**1.7 J**	2.2 U	4.74 U	--	--	14.5 U
Acenaphthene	16	57			**2 J**	**1.96**	**6.45**	--	--	3.72 U
Acenaphthylene	66	66			**1.1 J**	**1.2**	**3.19**	--	--	5.4 U
Anthracene	220	1200			**14 J**	**9.6 J**	**24 J**	--	--	**13.9 J**
Benzo(a)anthracene	110	270			**13 J**	**20.5 J**	**49 J**	--	--	**30 J**
Benzo(a)pyrene	99	210			**11 J**	**17.6 J**	**39 J**	--	--	**28 J**
Benzo(b)fluoranthene					**19 J**	**24.6**	**67.6**	--	--	**40.9**
Benzo(g,h,i)perylene	31	78			**4 J**	**8.62 J**	**12 J**	--	--	**15.9**
Benzo(j)fluoranthene					--	--	--	--	--	--
Benzo(k)fluoranthene					**12 J**	**13 J**	**27.7 J**	--	--	**24.7**
Chrysene	110	460			**21 J**	**31.1 J**	**81 J**	--	--	**50 J**
Dibenzo(a,h)anthracene	12	33			**2.2 J**	**2.5**	**5**	--	--	14.5 UJ
Dibenzofuran	15	58			**3.5 J**	**1.8**	**6.23 J**	--	--	9 UJ
Fluoranthene	160	1200			**37 J**	**46 J**	**128 J**	--	--	**73.6 J**
Fluorene	23	79			**5.1 J**	**3.25 J**	**8.81 J**	--	--	**6.5**
Indeno(1,2,3-c,d)pyrene	34	88			**5 J**	**11 J**	**17 J**	--	--	**17.9**
Naphthalene	99	170			**4.5 J**	2.2 U	4.74 U	--	--	14.5 U
Phenanthrene	100	480			**22 J**	**21.9 J**	**58.5 J**	--	--	**35 J**
Pyrene	1000	1400			**44 J**	**26.7 J**	**72.8 J**	--	--	**58.8 J**
Total Benzofluoranthenes (b,j,k) (U = 0)	230	450			**31 J**	**37 J**	**95.2 J**	--	--	**65.5**
Total cPAH TEQ (7 minimum CAEPA 2005) (U = 0)					**17 J**	**25 J**	**57 J**	--	--	**40 J**
Total HPAH (SMS) (U = 0)	960	5300			**200 J**	**200 J**	**500 J**	--	--	**300 J**
Total LPAH (SMS) (U = 0)	370	780			**50 J**	**38 J**	**100 J**	--	--	**55 J**
Polycyclic Aromatic Hydrocarbons (µg/kg)										
1-Methylnaphthalene					--	--	--	--	--	--
1-Methylphenanthrene					**22 J**	--	--	--	--	--
2,3,5-Trimethylnaphthalene (1,6,7-Trimethylnaphthalene)					--	--	--	--	--	--
2,6-Dimethylnaphthalene					--	--	--	--	--	--
2-Methylnaphthalene			670	670	**21 J**	68 U	63.988095 U	--	--	57.951482 U
2-Methylphenanthrene					**23 J**	--	--	--	--	--
Acenaphthene			500	500	**30 J**	**59.4**	**87.1**	--	--	14.824798 U
Acenaphthylene			1300	1300	**14 J**	**37**	**43.005952**	--	--	21.563342 U

Table C-11
Sediment Data for Chelan Ave. RS Overflow

				Distance to CSO (ft)	23	53	57	78	87	132
				Location ID	EBCHEMWW-05	CHLCSO96CH10N	CHLCSO96CH00	CSO11_CSO-CH-2	CSO11_CSO-CH-1	CHLCSO96CH10E
				Area	DuwamishRiver	DuwamishRiver	DuwamishRiver	DuwamishRiver	DuwamishRiver	DuwamishRiver
				CSO	Chelan Ave. RS	Chelan Ave. RS	Chelan Ave. RS	Chelan Ave. RS	Chelan Ave. RS	Chelan Ave. RS
				Task	EBCHEM	CHLCSO96	CHLCSO96	KC_CSO_2011	KC_CSO_2011	CHLCSO96
				Sample ID	WW-05_19851001	L6397-2	L6397-1	L53963-33	L53963-32	L6397-6
				Sample Date	10/01/1985	06/28/1995	06/28/1995	08/29/2011	08/29/2011	06/29/1995
				Depth				0 - 4 cm	0 - 6 cm	
	SMS_Marine_SCO_SCUMII	SMS_Marine_CSL_SCUMII	AET_Marine_SCO_SCUMII	AET_Marine_CSL_SCUMII						
Anthracene			960	960	**170 J**	**290 J**	**330 J**	--	--	**55.390836 J**
Benzo(a)anthracene			1300	1600	**160 J**	**622.611465 J**	**660 J**	--	--	**120 J**
Benzo(a)pyrene			1600	1600	**140 J**	**533.43949 J**	**530 J**	--	--	**110 J**
Benzo(b)fluoranthene					**230 J**	**744**	**912.202381**	--	--	**163.072776**
Benzo(g,h,i)perylene			670	720	**50 J**	**261.146497 J**	**160 J**	--	--	**63.342318**
Benzo(j)fluoranthene					--	--	--	--	--	--
Benzo(k)fluoranthene					**150 J**	**390 J**	**373.511905 J**	--	--	**98.382749**
Carbazole					**27 J**	**99.203822**	**117**	--	--	36 U
Chrysene			1400	2800	**260 J**	**941.082802 J**	**1100 J**	--	--	**200 J**
Dibenzo(a,h)anthracene			230	230	**27 J**	**75**	**67**	--	--	57.951482 UJ
Dibenzofuran			540	540	**43 J**	**56**	**84.1 J**	--	--	36 UJ
Dibenzothiophene					**15 J**	--	--	--	--	--
Fluoranthene			1700	2500	**450 J**	**1400 J**	**1726.190476 J**	--	--	**293.800539 J**
Fluorene			540	540	**63 J**	**98.407643 J**	**119 J**	--	--	**26**
Indeno(1,2,3-c,d)pyrene			600	690	**61 J**	**330 J**	**230 J**	--	--	**71.428571**
Naphthalene			2100	2100	**55 J**	68 U	63.988095 U	--	--	57.951482 U
Phenanthrene			1500	1500	**270 J**	**664.012739 J**	**790.178571 J**	--	--	**140 J**
Pyrene			2600	3300	**540 J**	**810.509554 J**	**982.142857 J**	--	--	**234.501348 J**
Retene					**63 J**	--	--	--	--	--
Total Benzofluoranthenes (b,j,k) (U = 0)			3200	3600	**380 J**	**1100 J**	**1285.71429 J**	--	--	**261.45553**
Total cPAH TEQ (7 minimum CAEPA 2005) (U = 0)					**210 J**	**760 J**	**770 J**	--	--	**160 J**
Total HPAH (SMS) (U = 0)			12000	17000	**2100 J**	**6100 J**	**6700 J**	--	--	**1400 J**
Total LPAH (SMS) (U = 0)			5200	5200	**600 J**	**1100 J**	**1400 J**	--	--	**220 J**
Pesticides (mg/kg-OC)										
Hexachlorobenzene	0.38	2.3			--	--	--	--	--	--
Hexachlorobutadiene (Hexachloro-1,3-butadiene)	3.9	6.2			--	--	--	--	--	--
Pesticides (µg/kg)										
2,4'-DDD (o,p'-DDD)					--	--	--	--	--	--
2,4'-DDE (o,p'-DDE)					--	--	--	--	--	--
2,4'-DDT (o,p'-DDT)					--	--	--	--	--	--
4,4'-DDD (p,p'-DDD)					10 U	**5.923567 J**	**5.21**	--	--	1.752022 UJ
4,4'-DDE (p,p'-DDE)					8 U	2.070064 U	1.9 UJ	--	--	1.752022 U
4,4'-DDT (p,p'-DDT)					9 U	2.070064 U	1.9 U	--	--	1.752022 U

Table C-11
Sediment Data for Chelan Ave. RS Overflow

Distance to CSO (ft)					23	53	57	78	87	132
Location ID					EBCHEMWW-05	CHLCSO96CH10N	CHLCSO96CH00	CSO11_CSO-CH-2	CSO11_CSO-CH-1	CHLCSO96CH10E
Area					DuwamishRiver	DuwamishRiver	DuwamishRiver	DuwamishRiver	DuwamishRiver	DuwamishRiver
CSO					Chelan Ave. RS	Chelan Ave. RS	Chelan Ave. RS	Chelan Ave. RS	Chelan Ave. RS	Chelan Ave. RS
Task					EBCHEM	CHLCSO96	CHLCSO96	KC_CSO_2011	KC_CSO_2011	CHLCSO96
Sample ID					WW-05_19851001	L6397-2	L6397-1	L53963-33	L53963-32	L6397-6
Sample Date					10/01/1985	06/28/1995	06/28/1995	08/29/2011	08/29/2011	06/29/1995
Depth								0 - 4 cm	0 - 6 cm	
	SMS_Marine_SCO_SCUMII	SMS_Marine_CSL_SCUMII	AET_Marine_SCO_SCUMII	AET_Marine_CSL_SCUMII						
Aldrin					7 U	2.070064 U	1.9 U	--	--	1.752022 U
Chlordane					120 U	10.66879 U	9.970238 U	--	--	9 U
Chlordane, alpha- (Chlordane, cis-)					--	--	--	--	--	--
Chlordane, beta- (Chlordane, trans-)					--	--	--	--	--	--
Chlordane, gamma-					--	--	--	--	--	--
Dieldrin					7 U	2.070064 U	1.9 U	--	--	1.752022 U
Endosulfan					--	2.070064 U	1.9 U	--	--	1.752022 U
Endosulfan sulfate					--	2.070064 U	1.9 U	--	--	1.752022 U
Endosulfan, alpha- (I)					--	--	--	--	--	--
Endosulfan, beta (II)					--	--	--	--	--	--
Endrin					9 U	2.070064 U	1.9 U	--	--	1.752022 U
Endrin aldehyde					12 U	2.070064 U	1.9 UJ	--	--	1.752022 U
Endrin ketone					--	--	--	--	--	--
Heptachlor					7 U	2.070064 U	1.9 U	--	--	1.752022 U
Heptachlor epoxide					--	2.070064 U	1.9 U	--	--	1.752022 U
Hexachlorobenzene			22	70	--	--	--	--	--	--
Hexachlorobutadiene (Hexachloro-1,3-butadiene)			11	120	--	--	--	--	--	--
Hexachlorocyclohexane (BHC), alpha-					5 U	2.070064 U	1.9 U	--	--	1.752022 U
Hexachlorocyclohexane (BHC), beta-					10 U	2.070064 U	1.9 U	--	--	1.752022 U
Hexachlorocyclohexane (BHC), delta-					6 U	2.070064 U	1.9 U	--	--	1.752022 U
Hexachlorocyclohexane (BHC), gamma- (Lindane)					5 U	2.070064 U	1.9 U	--	--	1.752022 U
Methoxychlor					--	10.66879 U	9.970238 U	--	--	9 U
Mirex					--	--	--	--	--	--
Nonachlor, cis-					--	--	--	--	--	--
Nonachlor, trans-					--	--	--	--	--	--
Oxychlordane					--	--	--	--	--	--
Total 2,4' and 4,4'-DDD,-DDE,-DDT (reported, not calculated)					**27 J**	--	--	--	--	--
Total 2,4' and 4,4'-DDT (Reported, not calculated)					--	--	--	--	--	--
Toxaphene					--	20.700637 U	19 U	--	--	17.520216 U
Dioxin Furans (ng/kg)										
2,3,7,8-Tetrachlorodibenzo-p-dioxin (TCDD)					--	--	--	--	--	--
1,2,3,7,8-Pentachlorodibenzo-p-dioxin (PeCDD)					--	--	--	--	--	--
1,2,3,4,7,8-Hexachlorodibenzo-p-dioxin (HxCDD)					--	--	--	--	--	--

Table C-11
Sediment Data for Chelan Ave. RS Overflow

Distance to CSO (ft)					23	53	57	78	87	132
Location ID					EBCHEMWW-05	CHLCSO96CH10N	CHLCSO96CH00	CSO11_CSO-CH-2	CSO11_CSO-CH-1	CHLCSO96CH10E
Area					DuwamishRiver	DuwamishRiver	DuwamishRiver	DuwamishRiver	DuwamishRiver	DuwamishRiver
CSO					Chelan Ave. RS	Chelan Ave. RS	Chelan Ave. RS	Chelan Ave. RS	Chelan Ave. RS	Chelan Ave. RS
Task					EBCHEM	CHLCSO96	CHLCSO96	KC_CSO_2011	KC_CSO_2011	CHLCSO96
Sample ID					WW-05_19851001	L6397-2	L6397-1	L53963-33	L53963-32	L6397-6
Sample Date					10/01/1985	06/28/1995	06/28/1995	08/29/2011	08/29/2011	06/29/1995
Depth								0 - 4 cm	0 - 6 cm	
	SMS_Marine_SCO_SCUMII	SMS_Marine_CSL_SCUMII	AET_Marine_SCO_SCUMII	AET_Marine_CSL_SCUMII						
1,2,3,6,7,8-Hexachlorodibenzo-p-dioxin (HxCDD)					--	--	--	--	--	--
1,2,3,7,8,9-Hexachlorodibenzo-p-dioxin (HxCDD)					--	--	--	--	--	--
1,2,3,4,6,7,8-Heptachlorodibenzo-p-dioxin (HpCDD)					--	--	--	--	--	--
1,2,3,4,6,7,8,9-Octachlorodibenzo-p-dioxin (OCDD)					--	--	--	--	--	--
Total Tetrachlorodibenzo-p-dioxin (TCDD)					--	--	--	--	--	--
Total Pentachlorodibenzo-p-dioxin (PeCDD)					--	--	--	--	--	--
Total Hexachlorodibenzo-p-dioxin (HxCDD)					--	--	--	--	--	--
Total Heptachlorodibenzo-p-dioxin (HpCDD)					--	--	--	--	--	--
2,3,7,8-Tetrachlorodibenzofuran (TCDF)					--	--	--	--	--	--
1,2,3,7,8-Pentachlorodibenzofuran (PeCDF)					--	--	--	--	--	--
2,3,4,7,8-Pentachlorodibenzofuran (PeCDF)					--	--	--	--	--	--
1,2,3,4,7,8-Hexachlorodibenzofuran (HxCDF)					--	--	--	--	--	--
1,2,3,6,7,8-Hexachlorodibenzofuran (HxCDF)					--	--	--	--	--	--
1,2,3,4,7,8-Hexachlorodibenzofuran (HxCDF)					--	--	--	--	--	--
1,2,3,6,7,8-Hexachlorodibenzofuran (HxCDF)					--	--	--	--	--	--
1,2,3,7,8,9-Hexachlorodibenzofuran (HxCDF)					--	--	--	--	--	--
2,3,4,6,7,8-Hexachlorodibenzofuran (HxCDF)					--	--	--	--	--	--
1,2,3,4,6,7,8-Heptachlorodibenzofuran (HpCDF)					--	--	--	--	--	--
1,2,3,4,7,8,9-Heptachlorodibenzofuran (HpCDF)					--	--	--	--	--	--
1,2,3,4,6,7,8,9-Octachlorodibenzofuran (OCDF)					--	--	--	--	--	--
Total Tetrachlorodibenzofuran (TCDF)					--	--	--	--	--	--
Total Pentachlorodibenzofuran (PeCDF)					--	--	--	--	--	--
Total Hexachlorodibenzofuran (HxCDF)					--	--	--	--	--	--
Total Heptachlorodibenzofuran (HpCDF)					--	--	--	--	--	--
Dioxin Furans (mg/kg-OC)										
Total Dioxin/Furan TEQ 2005 (Mammal) (U = 0)					--	--	--	--	--	--
Dioxin Furans (ng/kg)										
Total Dioxin/Furan TEQ 2005 (Mammal) (U = 0)					--	--	--	--	--	--
PCB Aroclors (mg/kg-OC)										
Total PCB Aroclors (SMS Marine 2013) (U = 0)	12	65			--	**12.3**	**47**	**11**	**20**	**5.8**
PCB Aroclors (µg/kg)										
Aroclor 1016					--	20.700637 U	19 U	2.8 U	3 U	17.520216 U
Aroclor 1221					--	20.700637 U	19 U	5.5 U	5.9 U	17.520216 U
Aroclor 1232					--	20.700637 U	19 U	5.5 U	5.9 U	17.520216 U
Aroclor 1242					--	20.700637 U	19 U	**13.3**	**91.5**	17.520216 U

Table C-11
Sediment Data for Chelan Ave. RS Overflow

					Distance to CSO (ft)	23	53	57	78	87	132
					Location ID	EBCHEMWW-05	CHLCSO96CH10N	CHLCSO96CH00	CSO11_CSO-CH-2	CSO11_CSO-CH-1	CHLCSO96CH10E
					Area	DuwamishRiver	DuwamishRiver	DuwamishRiver	DuwamishRiver	DuwamishRiver	DuwamishRiver
					CSO	Chelan Ave. RS	Chelan Ave. RS	Chelan Ave. RS	Chelan Ave. RS	Chelan Ave. RS	Chelan Ave. RS
					Task	EBCHEM	CHLCSO96	CHLCSO96	KC_CSO_2011	KC_CSO_2011	CHLCSO96
					Sample ID	WW-05_19851001	L6397-2	L6397-1	L53963-33	L53963-32	L6397-6
					Sample Date	10/01/1985	06/28/1995	06/28/1995	08/29/2011	08/29/2011	06/29/1995
					Depth				0 - 4 cm	0 - 6 cm	
	SMS_Marine_SCO_SCUMII	SMS_Marine_CSL_SCUMII	AET_Marine_SCO_SCUMII	AET_Marine_CSL_SCUMII							
Aroclor 1248					--	20.700637 U	**388.392857**	2.8 U	3 U	17.520216 U
Aroclor 1254					--	**261.146497**	**174.107143**	**23.4**	**150**	**23**
Aroclor 1260					--	**110.191083**	**76.2**	**13.9**	**34.9**	17.520216 U
Aroclor 1262					--	--	--	--	--	--
Aroclor 1268					--	--	--	--	--	--
Total PCB Aroclors (SMS Marine 2013) (U = 0)			130	1000	--	**371.33758**	**640**	**51**	**280**	**23**
PCB Congeners (ng/kg)										
PCB-008					--	--	--	--	--	--
PCB-018					--	--	--	--	--	--
PCB-028					--	--	--	--	--	--
PCB-044					--	--	--	--	--	--
PCB-052					--	--	--	--	--	--
PCB-066					--	--	--	--	--	--
PCB-077					--	--	--	--	--	--
PCB-101					--	--	--	--	--	--
PCB-105					--	--	--	--	--	--
PCB-118					--	--	--	--	--	--
PCB-126					--	--	--	--	--	--
PCB-128					--	--	--	--	--	--
PCB-138					--	--	--	--	--	--
PCB-153					--	--	--	--	--	--
PCB-169					--	--	--	--	--	--
PCB-170					--	--	--	--	--	--
PCB-180					--	--	--	--	--	--
PCB-187					--	--	--	--	--	--
PCB-195					--	--	--	--	--	--
PCB-206					--	--	--	--	--	--
PCB-209					--	--	--	--	--	--
Polybrominated diphenyl ethers (ng/kg)										
PBDE-047					--	--	--	--	--	--
PBDE-049					--	--	--	--	--	--
PBDE-066					--	--	--	--	--	--
PBDE-071					--	--	--	--	--	--

Table C-11
Sediment Data for Chelan Ave. RS Overflow

					Distance to CSO (ft)	23	53	57	78	87	132
					Location ID	EBCHEMWW-05	CHLCSO96CH10N	CHLCSO96CH00	CSO11_CSO-CH-2	CSO11_CSO-CH-1	CHLCSO96CH10E
					Area	DuwamishRiver	DuwamishRiver	DuwamishRiver	DuwamishRiver	DuwamishRiver	DuwamishRiver
					CSO	Chelan Ave. RS	Chelan Ave. RS	Chelan Ave. RS	Chelan Ave. RS	Chelan Ave. RS	Chelan Ave. RS
					Task	EBCHEM	CHLCSO96	CHLCSO96	KC_CSO_2011	KC_CSO_2011	CHLCSO96
					Sample ID	WW-05_19851001	L6397-2	L6397-1	L53963-33	L53963-32	L6397-6
					Sample Date	10/01/1985	06/28/1995	06/28/1995	08/29/2011	08/29/2011	06/29/1995
					Depth				0 - 4 cm	0 - 6 cm	
	SMS_Marine_SCO_SCUMII	SMS_Marine_CSL_SCUMII	AET_Marine_SCO_SCUMII	AET_Marine_CSL_SCUMII							
PBDE-099						--	--	--	--	--	--
PBDE-100						--	--	--	--	--	--
PBDE-138						--	--	--	--	--	--
PBDE-153						--	--	--	--	--	--
PBDE-154						--	--	--	--	--	--
PBDE-183						--	--	--	--	--	--
PBDE-184						--	--	--	--	--	--
PBDE-191						--	--	--	--	--	--
PBDE-209						--	--	--	--	--	--
Total Petroleum Hydrocarbons (mg/kg)											
Diesel range hydrocarbons						--	--	--	--	--	--
Gasoline range hydrocarbons						--	--	--	--	--	--
Lube oil						--	--	--	--	--	--
Oil and grease						**172**	**1070**	**1443.452381**	--	--	**270**
Pharmaceuticals and Personal Care Products (µg/kg)											
Bisphenol a						--	--	--	--	--	--
Caffeine						--	--	--	--	--	--
Triclosan						--	--	--	--	--	--

Table C-11
Sediment Data for Chelan Ave. RS Overflow

				Distance to CSO (ft)	132	140	149	153	161
				Location ID	CSO11_CSO-CH-4	CSO11_CSO-CH-3	CHLCSO96CH20N	CHLCSO96CH10S	CSO11_CSO-CH-5
				Area	DuwamishRiver	DuwamishRiver	DuwamishRiver	DuwamishRiver	DuwamishRiver
				CSO	Chelan Ave. RS	Chelan Ave. RS	Chelan Ave. RS	Chelan Ave. RS	Chelan Ave. RS
				Task	KC_CSO_2011	KC_CSO_2011	CHLCSO96	CHLCSO96	KC_CSO_2011
				Sample ID	L53963-35	L53963-34	L6397-3	L6397-4	L53963-36
				Sample Date	08/29/2011	08/29/2011	06/29/1995	06/28/1995	08/29/2011
				Depth	0 - 5 cm	0 - 8 cm			0 - 5 cm
	SMS_Marine_SCO_SCUMII	SMS_Marine_CSL_SCUMII	AET_Marine_SCO_SCUMII	AET_Marine_CSL_SCUMII					
Conventional Parameters (ppt)									
Salinity					--	--	--	--	--
Conventional Parameters (mg/kg)									
Acid volatile sulfide					--	--	**179.211469**	**19.633508**	--
Ammonia					--	--	**5.36 J**	**4.35 J**	--
Ammonia as nitrogen					--	--	--	--	--
Cyanide					--	--	--	--	--
Nitrogen, total (nitrate, nitrite, Kjeldahl) (calculated)					--	--	--	--	--
Sulfide					--	--	**60.9319**	**49.73822**	--
Conventional Parameters (pct)									
Moisture (water) content					--	--	--	--	--
Total organic carbon					**0.373**	**0.806**	**3.05 J**	**0.567 J**	**0.495**
Total solids					**72.2**	**69.2**	**55.8**	**76.4**	**70.3**
Total solids (preserved)					--	--	--	--	--
Total volatile solids					--	--	**4.53**	**1.47**	--
Conventional Parameters (su)									
pH					--	--	**13.39**	**10**	--
Grain Size (pct)									
Pebble					**2**	**15.5**	--	--	**0.5 J**
Gravel					--	--	**1.8**	**8.2**	--
Granule (very fine gravel)					0.13 U	**1.2 J**	--	--	**0.4 J**
Sand					--	--	**73**	**82**	--
Sand, very coarse					**0.8 J**	**4.5**	--	--	**0.5 J**
Sand, coarse					**0.9 J**	**3.5**	--	--	**0.8 J**
Sand, medium					**5.6**	**6.6**	--	--	**6.9**
Sand, fine					**37.9**	**22.6**	--	--	**37.7**
Sand, very fine					**36**	**21.5**	--	--	**30.8**
Silt					--	--	**17.9**	**8.4**	--
Silt, coarse					**6.5**	**9.4**	--	--	**11**
Silt, medium					**1.3**	**3.5**	--	--	**2**
Silt, fine					**0.7 J**	**1.4**	--	--	**1.3**
Silt, very fine					**1.3**	**2.1**	--	--	**1.3**
Clay					--	--	**7.7**	**1.6**	--

Table C-11
Sediment Data for Chelan Ave. RS Overflow

					Distance to CSO (ft)	132	140	149	153	161
					Location ID	CSO11_CSO-CH-4	CSO11_CSO-CH-3	CHLCSO96CH20N	CHLCSO96CH10S	CSO11_CSO-CH-5
					Area	DuwamishRiver	DuwamishRiver	DuwamishRiver	DuwamishRiver	DuwamishRiver
					CSO	Chelan Ave. RS	Chelan Ave. RS	Chelan Ave. RS	Chelan Ave. RS	Chelan Ave. RS
					Task	KC_CSO_2011	KC_CSO_2011	CHLCSO96	CHLCSO96	KC_CSO_2011
					Sample ID	L53963-35	L53963-34	L6397-3	L6397-4	L53963-36
					Sample Date	08/29/2011	08/29/2011	06/29/1995	06/28/1995	08/29/2011
					Depth	0 - 5 cm	0 - 8 cm			0 - 5 cm
	SMS_Marine_SCO_SCUMII	SMS_Marine_CSL_SCUMII	AET_Marine_SCO_SCUMII	AET_Marine_CSL_SCUMII						
Clay, coarse						**1.3**	**2.1**	--	--	**1.3**
Clay, medium						**1.3**	**2.1**	--	--	**2**
Clay, fine						**2.7**	**4.1**	--	--	**4**
Metals (mg/kg)										
Aluminum						--	--	**10700**	**6860**	--
Antimony						--	--	5.376344 UJ	3.9 UJ	--
Arsenic	57	93	57	93		**5.1 J**	**16.6**	**13.082437**	**13**	**8.3 J**
Barium						--	--	**101**	**72**	--
Beryllium						--	--	**0.250896**	**0.170157**	--
Cadmium	5.1	6.7	5.1	6.7		0.14 U	**0.32 J**	**0.97**	0.39 UJ	**0.16 J**
Calcium						--	--	**5591.397849 J**	**6570.680628 J**	--
Chromium	260	270	260	270		**10.2**	**26.9**	**34.408602**	**18.1**	**14.5**
Chromium VI						--	--	--	--	--
Cobalt						--	--	--	--	--
Copper	390	390	390	390		**17.2**	**64.6**	**86.021505**	**61.518325**	**28.7**
Iron						--	--	**22043.01075**	**19800**	--
Lead	450	530	450	530		**15.8**	**52.7**	**79.749104**	**34.424084**	**23.6**
Magnesium						--	--	**5020**	**3850**	--
Manganese						--	--	**197.132617**	**161**	--
Mercury	0.41	0.59	0.41	0.59		**0.057 J**	**0.175**	**0.27**	**0.143979**	**0.134**
Molybdenum						--	--	3.584229 U	2.6 U	--
Nickel						--	--	**16**	**12**	--
Potassium						--	--	**1612.903226**	**942.408377**	--
Selenium						--	--	8.960573 U	6.5 U	--
Silver	6.1	6.1	6.1	6.1		**1.1 J**	**1.1 J**	**0.770609**	0.52 U	**1.1 J**
Sodium						--	--	**8390**	**4150**	--
Thallium						--	--	35.842294 U	26 U	--
Tin						--	--	--	--	--
Vanadium						--	--	--	--	--
Zinc	410	960	410	960		**38.1**	**105**	**139.0681**	**125.39267**	**70.1**
Organometallic Compounds (porewater) (µg/L)										
Butyltin (n-Butyltin)						--	--	--	--	--
Dibutyltin (ion)						--	--	--	--	--

Table C-11
Sediment Data for Chelan Ave. RS Overflow

				Distance to CSO (ft)	132	140	149	153	161
				Location ID	CSO11_CSO-CH-4	CSO11_CSO-CH-3	CHLCSO96CH20N	CHLCSO96CH10S	CSO11_CSO-CH-5
				Area	DuwamishRiver	DuwamishRiver	DuwamishRiver	DuwamishRiver	DuwamishRiver
				CSO	Chelan Ave. RS	Chelan Ave. RS	Chelan Ave. RS	Chelan Ave. RS	Chelan Ave. RS
				Task	KC_CSO_2011	KC_CSO_2011	CHLCSO96	CHLCSO96	KC_CSO_2011
				Sample ID	L53963-35	L53963-34	L6397-3	L6397-4	L53963-36
				Sample Date	08/29/2011	08/29/2011	06/29/1995	06/28/1995	08/29/2011
				Depth	0 - 5 cm	0 - 8 cm			0 - 5 cm
	SMS_Marine_SCO_SCUMII	SMS_Marine_CSL_SCUMII	AET_Marine_SCO_SCUMII	AET_Marine_CSL_SCUMII					
Tributyltin (ion)					--	--	--	--	--
Organometallic Compounds (µg/kg)									
Butyltin (n-Butyltin)					--	--	--	--	--
Dibutyltin (ion)					--	--	--	--	--
Tributyltin					--	--	--	--	--
Tributyltin (ion)					--	--	--	--	--
Volatile Organics (mg/kg-OC)									
Hexachlorobutadiene (Hexachloro-1,3-butadiene)	3.9	6.2			--	--	1.6 UJ	6.2 UJ	--
Volatile Organics (µg/kg)									
1,1,2,2-Tetrachloroethane					--	--	--	--	--
1,1,2-Trichloroethane					--	--	--	--	--
1,1-Dichloroethane					--	--	--	--	--
1,1-Dichloroethene					--	--	--	--	--
1,1-Dichloroethene					--	--	--	--	--
1,2-Dichloroethane					--	--	--	--	--
1,2-Dichloroethene					--	--	--	--	--
1,2-Dichloropropane					--	--	--	--	--
1,3-Dichloropropene, cis-					--	--	--	--	--
1,3-Dichloropropene, trans-					--	--	--	--	--
2-Butanone, 3-methoxy-3-methyl					--	--	--	--	--
2-Chloroethylvinyl ether					--	--	--	--	--
4-Nonylphenol					--	--	--	--	--
Acrolein					--	--	--	--	--
Acrylonitrile					--	--	--	--	--
Benzene					--	--	--	--	--
Bromodichloromethane					--	--	--	--	--
Bromoform (Tribromomethane)					--	--	--	--	--
Bromomethane (Methyl bromide)					--	--	--	--	--
Carbon tetrachloride (Tetrachloromethane)					--	--	--	--	--
Chlorobenzene					--	--	--	--	--
Chloroethane					--	--	--	--	--
Chloroform					--	--	--	--	--
Chloromethane					--	--	--	--	--
Chloroprene					--	--	--	--	--

Table C-11
Sediment Data for Chelan Ave. RS Overflow

				Distance to CSO (ft)	132	140	149	153	161
				Location ID	CSO11_CSO-CH-4	CSO11_CSO-CH-3	CHLCSO96CH20N	CHLCSO96CH10S	CSO11_CSO-CH-5
				Area	DuwamishRiver	DuwamishRiver	DuwamishRiver	DuwamishRiver	DuwamishRiver
				CSO	Chelan Ave. RS	Chelan Ave. RS	Chelan Ave. RS	Chelan Ave. RS	Chelan Ave. RS
				Task	KC_CSO_2011	KC_CSO_2011	CHLCSO96	CHLCSO96	KC_CSO_2011
				Sample ID	L53963-35	L53963-34	L6397-3	L6397-4	L53963-36
				Sample Date	08/29/2011	08/29/2011	06/29/1995	06/28/1995	08/29/2011
				Depth	0 - 5 cm	0 - 8 cm			0 - 5 cm
	SMS_Marine_SCO_SCUMII	SMS_Marine_CSL_SCUMII	AET_Marine_SCO_SCUMII	AET_Marine_CSL_SCUMII					
Dibromochloromethane					--	--	--	--	--
Ethylbenzene					--	--	--	--	--
Hexachlorobutadiene (Hexachloro-1,3-butadiene)			11	120	--	--	48 UJ	35 UJ	--
o-Xylene					--	--	--	--	--
Tetrachloroethene (PCE)					--	--	--	--	--
Toluene					--	--	--	--	--
Trichloroethene (TCE)					--	--	--	--	--
Vinyl chloride					--	--	--	--	--
Semivolatile Organics (mg/kg-OC)									
1,2,4-Trichlorobenzene	0.81	1.8			0.2 U	0.096 U	0.039 UJ	0.2 UJ	0.15 U
1,2-Dichlorobenzene	2.3	2.3			1.98 U	0.96 U	0.039 UJ	0.2 UJ	1.53 U
1,4-Dichlorobenzene	3.1	9			2.98 U	1.44 U	**0.376 J**	0.2 UJ	2.3 U
2-Methylnaphthalene	38	64			2 U	**6.54**	--	--	1.5 U
Acenaphthene	16	57			**3 J**	**3.87**	--	--	**2.2 J**
Acenaphthylene	66	66			2 U	**2.82**	--	--	1.5 U
Anthracene	220	1200			**10.5**	**143**	--	--	**9.43**
Benzo(a)anthracene	110	270			**24.1**	**92.9**	--	--	**23.6**
Benzo(a)pyrene	99	210			**27.1**	**73.4**	--	--	**27.3**
Benzo(b)fluoranthene					--	--	--	--	--
Benzo(b,j,k)fluoranthenes					--	--	--	--	--
Benzo(g,h,i)perylene	31	78			**12.6 J**	**32.6 J**	--	--	**14.5 J**
Benzo(k)fluoranthene					--	--	--	--	--
bis(2-Ethylhexyl)phthalate	47	78			24.9 UJ	33 UJ	**-99999 R**	**-99999 R**	36.8 UJ
Butylbenzyl phthalate	4.9	64			**15.5 J**	**8.16 J**	**2.16**	3.69 U	**12.8 J**
Chrysene	110	460			**30.6**	**170**	--	--	**30.7**
Dibenzo(a,h)anthracene	12	33			**4.93**	**11.8**	--	--	**4.6**
Dibenzofuran	15	58			**2.6 J**	**8.1**	--	--	**2.4 J**
Diethyl phthalate	61	110			4 U	2 U	1.6 U	6.2 U	3.2 U
Dimethyl phthalate	53	53			3.97 U	**2.7**	0.646 U	**4.96**	3.07 U
Di-n-butyl phthalate	220	1700			6.4 UJ	4 UJ	**2.41**	**9**	4.2 UJ
Di-n-octyl phthalate	58	4500			3.97 U	1.92 U	0.94 U	3.69 U	3.07 U
Fluoranthene	160	1200			**57.6**	**117**	--	--	**59.4**
Fluorene	23	79			**4.16**	**21.5**	--	--	**3.9**

Table C-11
Sediment Data for Chelan Ave. RS Overflow

				Distance to CSO (ft)	132	140	149	153	161
				Location ID	CSO11_CSO-CH-4	CSO11_CSO-CH-3	CHLCSO96CH20N	CHLCSO96CH10S	CSO11_CSO-CH-5
				Area	DuwamishRiver	DuwamishRiver	DuwamishRiver	DuwamishRiver	DuwamishRiver
				CSO	Chelan Ave. RS	Chelan Ave. RS	Chelan Ave. RS	Chelan Ave. RS	Chelan Ave. RS
				Task	KC_CSO_2011	KC_CSO_2011	CHLCSO96	CHLCSO96	KC_CSO_2011
				Sample ID	L53963-35	L53963-34	L6397-3	L6397-4	L53963-36
				Sample Date	08/29/2011	08/29/2011	06/29/1995	06/28/1995	08/29/2011
				Depth	0 - 5 cm	0 - 8 cm			0 - 5 cm
	SMS_Marine_SCO_SCUMII	SMS_Marine_CSL_SCUMII	AET_Marine_SCO_SCUMII	AET_Marine_CSL_SCUMII					
Hexachlorobenzene	0.38	2.3			0.2 U	0.096 U	0.039 UJ	0.2 UJ	0.15 U
Hexachlorobutadiene (Hexachloro-1,3-butadiene)	3.9	6.2			0.99 U	0.48 U	--	--	0.77 U
Indeno(1,2,3-c,d)pyrene	34	88			**13.2 J**	**33.1 J**	--	--	**14.8 J**
Naphthalene	99	170			2 U	**4.52**	--	--	1.5 U
n-Nitrosodiphenylamine	11	11			4.93 U	2.38 U	1.6 U	6.2 U	3.82 U
Phenanthrene	100	480			**22.6**	**61.5**	--	--	**26.1**
Pyrene	1000	1400			**55.8**	**103**	--	--	**55**
Total Benzofluoranthenes (lab reported total)	230	450			**53.1**	**170**	--	--	**55.6**
Total Benzofluoranthenes (b,j,k) (U = 0)	230	450			--	--	--	--	--
Total cPAH TEQ (7 minimum CAEPA 2005) (U = 0)					**36.9 J**	**110 J**	--	--	**37 J**
Total HPAH (SMS) (U = 0)	960	5300			**279 J**	**810 J**	--	--	**290 J**
Total LPAH (SMS) (U = 0)	370	780			**40 J**	**237**	--	--	**42 J**
Semivolatile Organics (µg/kg)									
1,2,4-Trichlorobenzene			31	51	0.73 U	0.77 U	1.2 UJ	0.9 UJ	0.75 U
1,2-Dichlorobenzene			35	50	7.38 U	7.7 U	1.2 UJ	0.9 UJ	7.58 U
1,2-Diphenylhydrazine					--	--	94.982079 U	69 U	--
1,3-Dichlorobenzene					--	--	1.2 UJ	0.9 UJ	--
1,4-Dichlorobenzene			110	110	11.1 U	11.6 U	**11.469534 J**	0.9 UJ	11.4 U
1-Methylnaphthalene					--	--	--	--	--
2,2'-Oxybis (1-chloropropane)					--	--	94.982079 U	69 U	--
2,4,5-Trichlorophenol					--	--	197.132617 U	140 U	--
2,4,6-Trichlorophenol					--	--	197.132617 U	140 U	--
2,4-Dichlorophenol					--	--	48 U	35 U	--
2,4-Dimethylphenol	29	29	29	29	7.3 U	7.7 U	48 U	35 U	7.5 U
2,4-Dinitrophenol					--	--	94.982079 U	69 U	--
2,4-Dinitrotoluene					--	--	19.713262 U	14 U	--
2,6-Dinitrotoluene					--	--	19.713262 U	14 U	--
2-Chloronaphthalene					--	--	28.673835 U	20.942408 U	--
2-Chlorophenol					--	--	94.982079 U	69 U	--
2-Methylnaphthalene			670	670	7.3 U	**52.7**	--	--	7.5 U
2-Methylphenol (o-Cresol)	63	63	63	63	7.3 U	7.7 U	48 U	35 U	7.5 U
2-Nitroaniline					--	--	197.132617 U	140 U	--
2-Nitrophenol					--	--	48 UJ	35 UJ	--

Table C-11
Sediment Data for Chelan Ave. RS Overflow

					Distance to CSO (ft)	132	140	149	153	161
					Location ID	CSO11_CSO-CH-4	CSO11_CSO-CH-3	CHLCSO96CH20N	CHLCSO96CH10S	CSO11_CSO-CH-5
					Area	DuwamishRiver	DuwamishRiver	DuwamishRiver	DuwamishRiver	DuwamishRiver
					CSO	Chelan Ave. RS	Chelan Ave. RS	Chelan Ave. RS	Chelan Ave. RS	Chelan Ave. RS
					Task	KC_CSO_2011	KC_CSO_2011	CHLCSO96	CHLCSO96	KC_CSO_2011
					Sample ID	L53963-35	L53963-34	L6397-3	L6397-4	L53963-36
					Sample Date	08/29/2011	08/29/2011	06/29/1995	06/28/1995	08/29/2011
					Depth	0 - 5 cm	0 - 8 cm			0 - 5 cm
	SMS_Marine_SCO_SCUMII	SMS_Marine_CSL_SCUMII	AET_Marine_SCO_SCUMII	AET_Marine_CSL_SCUMII						
3,3'-Dichlorobenzidine						--	--	48 U	35 U	--
3-Methylphenanthrene						--	--	--	--	--
3-Nitroaniline						--	--	197.132617 U	140 U	--
4-Bromophenyl-phenyl ether						--	--	19.713262 U	14 U	--
4-Chloro-3-methylphenol						--	--	94.982079 U	69 U	--
4-Chloroaniline						--	--	94.982079 UJ	69 UJ	--
4-Chlorophenyl phenyl ether						--	--	28.673835 U	20.942408 U	--
4-Methylphenol (p-Cresol)	670	670	670	670		37 U	39 U	48 U	35 U	38 U
4-Nitroaniline						--	--	197.132617 U	140 U	--
4-Nitrophenol						--	--	94.982079 U	69 U	--
Acenaphthene			500	500		**10 J**	**31.2**	--	--	**11 J**
Acenaphthylene			1300	1300		7.3 U	**22.7**	--	--	7.5 U
Aniline						--	--	94.982079 UJ	69 UJ	--
Anthracene			960	960		**39.1**	**1150**	--	--	**46.7**
Benzidine						--	--	**-99999 R**	**-99999 R**	--
Benzo(a)anthracene			1300	1600		**89.8**	**749**	--	--	**117**
Benzo(a)pyrene			1600	1600		**101**	**592**	--	--	**135**
Benzo(b)fluoranthene						--	--	--	--	--
Benzo(b,j,k)fluoranthenes						--	--	--	--	--
Benzo(e)pyrene						--	--	--	--	--
Benzo(g,h,i)perylene			670	720		**47.1 J**	**263 J**	--	--	**71.6 J**
Benzo(k)fluoranthene						--	--	--	--	--
Benzoic acid	650	650	650	650		**157**	**205**	**509**	**314.136126**	**162**
Benzyl alcohol	57	73	57	73		18.4 U	19.2 U	48 U	**275**	18.9 U
Biphenyl (1,1'-Biphenyl)						--	--	--	--	--
bis(2-Chloroethoxy)methane						--	--	48 U	35 U	--
bis(2-Chloroethyl)ether						--	--	28.673835 UJ	20.942408 UJ	--
bis(2-Ethylhexyl)phthalate			1300	3100		92.8 UJ	270 UJ	**-99999 R**	**-99999 R**	182 UJ
Butylbenzyl phthalate			63	900		**57.9 J**	**65.8 J**	**65.8**	20.942408 U	**63.3 J**
Carbazole						--	--	--	--	--
Chlorinated Benzenes						--	--	--	--	--
Cholesterol						--	--	**1800 N**	**1300 N**	--
Chrysene			1400	2800		**114**	**1400**	--	--	**152**

Table C-11
Sediment Data for Chelan Ave. RS Overflow

					Distance to CSO (ft)	132	140	149	153	161
					Location ID	CSO11_CSO-CH-4	CSO11_CSO-CH-3	CHLCSO96CH20N	CHLCSO96CH10S	CSO11_CSO-CH-5
					Area	DuwamishRiver	DuwamishRiver	DuwamishRiver	DuwamishRiver	DuwamishRiver
					CSO	Chelan Ave. RS	Chelan Ave. RS	Chelan Ave. RS	Chelan Ave. RS	Chelan Ave. RS
					Task	KC_CSO_2011	KC_CSO_2011	CHLCSO96	CHLCSO96	KC_CSO_2011
					Sample ID	L53963-35	L53963-34	L6397-3	L6397-4	L53963-36
					Sample Date	08/29/2011	08/29/2011	06/29/1995	06/28/1995	08/29/2011
					Depth	0 - 5 cm	0 - 8 cm			0 - 5 cm
	SMS_Marine_SCO_SCUMII	SMS_Marine_CSL_SCUMII	AET_Marine_SCO_SCUMII	AET_Marine_CSL_SCUMII						
Coprostanol (Cholestan-3-ol (3B, 5B))						--	--	**362.007168**	140 U	--
Dibenzo(a,h)anthracene			230	230		**18.4**	**95.4**	--	--	**23**
Dibenzofuran			540	540		**9.7 J**	**65.3**	--	--	**12 J**
Diethyl phthalate			200	1200		15 U	16 U	48 U	35 U	16 U
Dimethyl phthalate			71	160		14.8 U	**21.8**	19.713262 U	**28.141361**	15.2 U
Di-n-butyl phthalate			1400	1400		24 UJ	30 UJ	**73.476703**	**50**	21 UJ
Dinitro-o-cresol (4,6-Dinitro-2-methylphenol)						--	--	94.982079 U	69 U	--
Di-n-octyl phthalate			6200	6200		14.8 U	15.5 U	28.673835 U	20.942408 U	15.2 U
Fluoranthene			1700	2500		**215**	**947**	--	--	**294**
Fluorene			540	540		**15.5**	**173**	--	--	**19.3**
Hexachlorobenzene			22	70		0.73 U	0.77 U	1.2 UJ	0.9 UJ	0.75 U
Hexachlorobutadiene (Hexachloro-1,3-butadiene)			11	120		3.7 U	3.9 U	--	--	3.8 U
Hexachlorocyclopentadiene						--	--	**-99999 R**	**-99999 R**	--
Hexachloroethane						--	--	48 UJ	35 UJ	--
Indeno(1,2,3-c,d)pyrene			600	690		**49.2 J**	**267 J**	--	--	**73.3 J**
Isophorone						--	--	48 U	35 U	--
Naphthalene			2100	2100		7.3 U	**36.4**	--	--	7.5 U
Nitrobenzene						--	--	48 U	35 U	--
n-Nitrosodimethylamine						--	--	197.132617 U	140 U	--
n-Nitrosodi-n-propylamine						--	--	48 U	35 U	--
n-Nitrosodiphenylamine			28	40		18.4 U	19.2 U	48 U	35 U	18.9 U
Pentachlorophenol	360	690	360	690		111 U	116 U	48 UJ	35 UJ	114 U
Perylene						--	--	--	--	--
Phenanthrene			1500	1500		**84.3**	**496**	--	--	**129**
Phenol	420	1200	420	1200		37 U	39 U	**1483.870968**	**513.089005**	38 U
Pyrene			2600	3300		**208**	**827**	--	--	**270**
Total Benzofluoranthenes (lab reported total)			3200	3600		**198**	**1400**	--	--	**275**
Triethyl citrate						--	--	--	--	--
Tris(2-chloroethyl) phosphate (TCEP)						--	--	--	--	--
Total Benzofluoranthenes (b,j,k) (U = 0)			3200	3600		--	--	--	--	--
Total cPAH TEQ (7 minimum CAEPA 2005) (U = 0)						**138 J**	**860 J**	--	--	**190 J**
Total HPAH (SMS) (U = 0)			12000	17000		**1040 J**	**6500 J**	--	--	**1400 J**
Total LPAH (SMS) (U = 0)			5200	5200		**150 J**	**1910**	--	--	**210 J**

Table C-11
Sediment Data for Chelan Ave. RS Overflow

				Distance to CSO (ft)	132	140	149	153	161
				Location ID	CSO11_CSO-CH-4	CSO11_CSO-CH-3	CHLCSO96CH20N	CHLCSO96CH10S	CSO11_CSO-CH-5
				Area	DuwamishRiver	DuwamishRiver	DuwamishRiver	DuwamishRiver	DuwamishRiver
				CSO	Chelan Ave. RS	Chelan Ave. RS	Chelan Ave. RS	Chelan Ave. RS	Chelan Ave. RS
				Task	KC_CSO_2011	KC_CSO_2011	CHLCSO96	CHLCSO96	KC_CSO_2011
				Sample ID	L53963-35	L53963-34	L6397-3	L6397-4	L53963-36
				Sample Date	08/29/2011	08/29/2011	06/29/1995	06/28/1995	08/29/2011
				Depth	0 - 5 cm	0 - 8 cm			0 - 5 cm
	SMS_Marine_SCO_SCUMII	SMS_Marine_CSL_SCUMII	AET_Marine_SCO_SCUMII	AET_Marine_CSL_SCUMII					
Polycyclic Aromatic Hydrocarbons (mg/kg-OC)									
2-Methylnaphthalene	38	64			--	--	2.5 U	9.9 U	--
Acenaphthene	16	57			--	--	**10.8**	**10.6**	--
Acenaphthylene	66	66			--	--	**3.42**	3.69 U	--
Anthracene	220	1200			--	--	**52.7 J**	**50 J**	--
Benzo(a)anthracene	110	270			--	--	**89.3 J**	**78 J**	--
Benzo(a)pyrene	99	210			--	--	**79 J**	**70 J**	--
Benzo(b)fluoranthene					--	--	**102**	**74.3**	--
Benzo(g,h,i)perylene	31	78			--	--	**27 J**	**30.5 J**	--
Benzo(j)fluoranthene					--	--	--	--	--
Benzo(k)fluoranthene					--	--	**40.9 J**	**37.2 J**	--
Chrysene	110	460			--	--	**92 J**	**83.3 J**	--
Dibenzo(a,h)anthracene	12	33			--	--	**9.5 J**	9.9 UJ	--
Dibenzofuran	15	58			--	--	**5.61 J**	**7.62**	--
Fluoranthene	160	1200			--	--	**210 J**	**195 J**	--
Fluorene	23	79			--	--	**15.7 J**	**16.8 J**	--
Indeno(1,2,3-c,d)pyrene	34	88			--	--	**36.8 J**	**42.9 J**	--
Naphthalene	99	170			--	--	2.5 U	9.9 U	--
Phenanthrene	100	480			--	--	**129 J**	**143 J**	--
Pyrene	1000	1400			--	--	**118 J**	**130 J**	--
Total Benzofluoranthenes (b,j,k) (U = 0)	230	450			--	--	**143 J**	**111 J**	--
Total cPAH TEQ (7 minimum CAEPA 2005) (U = 0)					--	--	**110 J**	**90 J**	--
Total HPAH (SMS) (U = 0)	960	5300			--	--	**800 J**	**700 J**	--
Total LPAH (SMS) (U = 0)	370	780			--	--	**210 J**	**200 J**	--
Polycyclic Aromatic Hydrocarbons (µg/kg)									
1-Methylnaphthalene					--	--	--	--	--
1-Methylphenanthrene					--	--	--	--	--
2,3,5-Trimethylnaphthalene (1,6,7-Trimethylnaphthalene)					--	--	--	--	--
2,6-Dimethylnaphthalene					--	--	--	--	--
2-Methylnaphthalene			670	670	--	--	77 U	56 U	--
2-Methylphenanthrene					--	--	--	--	--
Acenaphthene			500	500	--	--	**328**	**60.1**	--
Acenaphthylene			1300	1300	--	--	**104.301075**	20.942408 U	--

Table C-11
Sediment Data for Chelan Ave. RS Overflow

					Distance to CSO (ft)	132	140	149	153	161
					Location ID	CSO11_CSO-CH-4	CSO11_CSO-CH-3	CHLCSO96CH20N	CHLCSO96CH10S	CSO11_CSO-CH-5
					Area	DuwamishRiver	DuwamishRiver	DuwamishRiver	DuwamishRiver	DuwamishRiver
					CSO	Chelan Ave. RS	Chelan Ave. RS	Chelan Ave. RS	Chelan Ave. RS	Chelan Ave. RS
					Task	KC_CSO_2011	KC_CSO_2011	CHLCSO96	CHLCSO96	KC_CSO_2011
					Sample ID	L53963-35	L53963-34	L6397-3	L6397-4	L53963-36
					Sample Date	08/29/2011	08/29/2011	06/29/1995	06/28/1995	08/29/2011
					Depth	0 - 5 cm	0 - 8 cm			0 - 5 cm
	SMS_Marine_SCO_SCUMII	SMS_Marine_CSL_SCUMII	AET_Marine_SCO_SCUMII	AET_Marine_CSL_SCUMII						
Anthracene			960	960		--	--	**1607.526882 J**	**300 J**	--
Benzo(a)anthracene			1300	1600		--	--	**2724.014337 J**	**442.408377 J**	--
Benzo(a)pyrene			1600	1600		--	--	**2400 J**	**400 J**	--
Benzo(b)fluoranthene						--	--	**3100.358423**	**421.465969**	--
Benzo(g,h,i)perylene			670	720		--	--	**830 J**	**172.774869 J**	--
Benzo(j)fluoranthene						--	--	--	--	--
Benzo(k)fluoranthene						--	--	**1247.311828 J**	**210.732984 J**	--
Carbazole						--	--	**228**	35 U	--
Chrysene			1400	2800		--	--	**2800 J**	**472.513089 J**	--
Dibenzo(a,h)anthracene			230	230		--	--	**290 J**	56 UJ	--
Dibenzofuran			540	540		--	--	**171.146953 J**	**43.193717**	--
Dibenzothiophene						--	--	--	--	--
Fluoranthene			1700	2500		--	--	**6400 J**	**1107.329843 J**	--
Fluorene			540	540		--	--	**480.286738 J**	**95.418848 J**	--
Indeno(1,2,3-c,d)pyrene			600	690		--	--	**1121.863799 J**	**243.455497 J**	--
Naphthalene			2100	2100		--	--	77 U	56 U	--
Phenanthrene			1500	1500		--	--	**3924.731183 J**	**812.827225 J**	--
Pyrene			2600	3300		--	--	**3602.150538 J**	**760 J**	--
Retene						--	--	--	--	--
Total Benzofluoranthenes (b,j,k) (U = 0)			3200	3600		--	--	**4347.670251 J**	**632.198953 J**	--
Total cPAH TEQ (7 minimum CAEPA 2005) (U = 0)						--	--	**3300 J**	**540 J**	--
Total HPAH (SMS) (U = 0)			12000	17000		--	--	**25000 J**	**4200 J**	--
Total LPAH (SMS) (U = 0)			5200	5200		--	--	**6400 J**	**1300 J**	--
Pesticides (mg/kg-OC)										
Hexachlorobenzene	0.38	2.3				--	--	--	--	--
Hexachlorobutadiene (Hexachloro-1,3-butadiene)	3.9	6.2				--	--	--	--	--
Pesticides (µg/kg)										
2,4'-DDD (o,p'-DDD)						--	--	--	--	--
2,4'-DDE (o,p'-DDE)						--	--	--	--	--
2,4'-DDT (o,p'-DDT)						--	--	--	--	--
4,4'-DDD (p,p'-DDD)						--	--	**6.6 J**	1.7 UJ	--
4,4'-DDE (p,p'-DDE)						--	--	2.3 U	1.7 U	--
4,4'-DDT (p,p'-DDT)						--	--	2.3 U	1.7 U	--

Table C-11
Sediment Data for Chelan Ave. RS Overflow

Distance to CSO (ft)					132	140	149	153	161
Location ID					CSO11_CSO-CH-4	CSO11_CSO-CH-3	CHLCSO96CH20N	CHLCSO96CH10S	CSO11_CSO-CH-5
Area					DuwamishRiver	DuwamishRiver	DuwamishRiver	DuwamishRiver	DuwamishRiver
CSO					Chelan Ave. RS	Chelan Ave. RS	Chelan Ave. RS	Chelan Ave. RS	Chelan Ave. RS
Task					KC_CSO_2011	KC_CSO_2011	CHLCSO96	CHLCSO96	KC_CSO_2011
Sample ID					L53963-35	L53963-34	L6397-3	L6397-4	L53963-36
Sample Date					08/29/2011	08/29/2011	06/29/1995	06/28/1995	08/29/2011
Depth					0 - 5 cm	0 - 8 cm			0 - 5 cm
	SMS_Marine_SCO_SCUMII	SMS_Marine_CSL_SCUMII	AET_Marine_SCO_SCUMII	AET_Marine_CSL_SCUMII					
Aldrin					--	--	2.3 U	1.7 U	--
Chlordane					--	--	12 U	8.769634 U	--
Chlordane, alpha- (Chlordane, cis-)					--	--	--	--	--
Chlordane, beta- (Chlordane, trans-)					--	--	--	--	--
Chlordane, gamma-					--	--	--	--	--
Dieldrin					--	--	2.3 U	1.7 U	--
Endosulfan					--	--	2.3 U	1.7 U	--
Endosulfan sulfate					--	--	2.3 U	1.7 U	--
Endosulfan, alpha- (I)					--	--	--	--	--
Endosulfan, beta (II)					--	--	--	--	--
Endrin					--	--	2.3 U	1.7 U	--
Endrin aldehyde					--	--	2.3 U	1.7 U	--
Endrin ketone					--	--	--	--	--
Heptachlor					--	--	2.3 U	1.7 U	--
Heptachlor epoxide					--	--	2.3 U	1.7 U	--
Hexachlorobenzene			22	70	--	--	--	--	--
Hexachlorobutadiene (Hexachloro-1,3-butadiene)			11	120	--	--	--	--	--
Hexachlorocyclohexane (BHC), alpha-					--	--	2.3 U	1.7 U	--
Hexachlorocyclohexane (BHC), beta-					--	--	2.3 U	1.7 U	--
Hexachlorocyclohexane (BHC), delta-					--	--	2.3 U	1.7 U	--
Hexachlorocyclohexane (BHC), gamma- (Lindane)					--	--	2.3 U	1.7 U	--
Methoxychlor					--	--	12 U	8.769634 U	--
Mirex					--	--	--	--	--
Nonachlor, cis-					--	--	--	--	--
Nonachlor, trans-					--	--	--	--	--
Oxychlordane					--	--	--	--	--
Total 2,4' and 4,4'-DDD,-DDE,-DDT (reported, not calculated)					--	--	--	--	--
Total 2,4' and 4,4'-DDT (Reported, not calculated)					--	--	--	--	--
Toxaphene					--	--	23 U	17 U	--
Dioxin Furans (ng/kg)									
2,3,7,8-Tetrachlorodibenzo-p-dioxin (TCDD)					--	--	--	--	--
1,2,3,7,8-Pentachlorodibenzo-p-dioxin (PeCDD)					--	--	--	--	--
1,2,3,4,7,8-Hexachlorodibenzo-p-dioxin (HxCDD)					--	--	--	--	--

Table C-11
Sediment Data for Chelan Ave. RS Overflow

				Distance to CSO (ft)	132	140	149	153	161
				Location ID	CSO11_CSO-CH-4	CSO11_CSO-CH-3	CHLCSO96CH20N	CHLCSO96CH10S	CSO11_CSO-CH-5
				Area	DuwamishRiver	DuwamishRiver	DuwamishRiver	DuwamishRiver	DuwamishRiver
				CSO	Chelan Ave. RS	Chelan Ave. RS	Chelan Ave. RS	Chelan Ave. RS	Chelan Ave. RS
				Task	KC_CSO_2011	KC_CSO_2011	CHLCSO96	CHLCSO96	KC_CSO_2011
				Sample ID	L53963-35	L53963-34	L6397-3	L6397-4	L53963-36
				Sample Date	08/29/2011	08/29/2011	06/29/1995	06/28/1995	08/29/2011
				Depth	0 - 5 cm	0 - 8 cm			0 - 5 cm
	SMS_Marine_SCO_SCUMII	SMS_Marine_CSL_SCUMII	AET_Marine_SCO_SCUMII	AET_Marine_CSL_SCUMII					
1,2,3,6,7,8-Hexachlorodibenzo-p-dioxin (HxCDD)					--	--	--	--	--
1,2,3,7,8,9-Hexachlorodibenzo-p-dioxin (HxCDD)					--	--	--	--	--
1,2,3,4,6,7,8-Heptachlorodibenzo-p-dioxin (HpCDD)					--	--	--	--	--
1,2,3,4,6,7,8,9-Octachlorodibenzo-p-dioxin (OCDD)					--	--	--	--	--
Total Tetrachlorodibenzo-p-dioxin (TCDD)					--	--	--	--	--
Total Pentachlorodibenzo-p-dioxin (PeCDD)					--	--	--	--	--
Total Hexachlorodibenzo-p-dioxin (HxCDD)					--	--	--	--	--
Total Heptachlorodibenzo-p-dioxin (HpCDD)					--	--	--	--	--
2,3,7,8-Tetrachlorodibenzofuran (TCDF)					--	--	--	--	--
1,2,3,7,8-Pentachlorodibenzofuran (PeCDF)					--	--	--	--	--
2,3,4,7,8-Pentachlorodibenzofuran (PeCDF)					--	--	--	--	--
1,2,3,4,7,8-Hexachlorodibenzofuran (HxCDF)					--	--	--	--	--
1,2,3,6,7,8-Hexachlorodibenzofuran (HxCDF)					--	--	--	--	--
1,2,3,4,7,8-Hexachlorodibenzofuran (HxCDF)					--	--	--	--	--
1,2,3,6,7,8-Hexachlorodibenzofuran (HxCDF)					--	--	--	--	--
1,2,3,7,8,9-Hexachlorodibenzofuran (HxCDF)					--	--	--	--	--
2,3,4,6,7,8-Hexachlorodibenzofuran (HxCDF)					--	--	--	--	--
1,2,3,4,6,7,8-Heptachlorodibenzofuran (HpCDF)					--	--	--	--	--
1,2,3,4,7,8,9-Heptachlorodibenzofuran (HpCDF)					--	--	--	--	--
1,2,3,4,6,7,8,9-Octachlorodibenzofuran (OCDF)					--	--	--	--	--
Total Tetrachlorodibenzofuran (TCDF)					--	--	--	--	--
Total Pentachlorodibenzofuran (PeCDF)					--	--	--	--	--
Total Hexachlorodibenzofuran (HxCDF)					--	--	--	--	--
Total Heptachlorodibenzofuran (HpCDF)					--	--	--	--	--
Dioxin Furans (mg/kg-OC)									
Total Dioxin/Furan TEQ 2005 (Mammal) (U = 0)					--	--	--	--	--
Dioxin Furans (ng/kg)									
Total Dioxin/Furan TEQ 2005 (Mammal) (U = 0)					--	--	--	--	--
PCB Aroclors (mg/kg-OC)									
Total PCB Aroclors (SMS Marine 2013) (U = 0)	12	65			**9.2 J**	**17**	**9.5**	**6.5**	**4 J**
PCB Aroclors (µg/kg)									
Aroclor 1016					2.8 U	2.9 U	23 U	17 U	2.8 U
Aroclor 1221					5.5 U	5.8 U	23 U	17 U	5.7 U
Aroclor 1232					5.5 U	5.8 U	23 U	17 U	5.7 U
Aroclor 1242					**5.1 J**	**39.5**	23 U	17 U	**3.6 J**

Table C-11
Sediment Data for Chelan Ave. RS Overflow

					Distance to CSO (ft)	132	140	149	153	161
					Location ID	CSO11_CSO-CH-4	CSO11_CSO-CH-3	CHLCSO96CH20N	CHLCSO96CH10S	CSO11_CSO-CH-5
					Area	DuwamishRiver	DuwamishRiver	DuwamishRiver	DuwamishRiver	DuwamishRiver
					CSO	Chelan Ave. RS	Chelan Ave. RS	Chelan Ave. RS	Chelan Ave. RS	Chelan Ave. RS
					Task	KC_CSO_2011	KC_CSO_2011	CHLCSO96	CHLCSO96	KC_CSO_2011
					Sample ID	L53963-35	L53963-34	L6397-3	L6397-4	L53963-36
					Sample Date	08/29/2011	08/29/2011	06/29/1995	06/28/1995	08/29/2011
					Depth	0 - 5 cm	0 - 8 cm			0 - 5 cm
	SMS_Marine_SCO_SCUMII	SMS_Marine_CSL_SCUMII	AET_Marine_SCO_SCUMII	AET_Marine_CSL_SCUMII						
Aroclor 1248						2.8 U	2.9 U	23 U	17 U	2.8 U
Aroclor 1254						**19.9**	**46.1**	**123.476703**	**37.041885**	**10**
Aroclor 1260						**9.27**	**52.3**	**165.232975**	17 U	**7.18**
Aroclor 1262						--	--	--	--	--
Aroclor 1268						--	--	--	--	--
Total PCB Aroclors (SMS Marine 2013) (U = 0)			130	1000		**34 J**	**140**	**290**	**37**	**21 J**
PCB Congeners (ng/kg)										
PCB-008						--	--	--	--	--
PCB-018						--	--	--	--	--
PCB-028						--	--	--	--	--
PCB-044						--	--	--	--	--
PCB-052						--	--	--	--	--
PCB-066						--	--	--	--	--
PCB-077						--	--	--	--	--
PCB-101						--	--	--	--	--
PCB-105						--	--	--	--	--
PCB-118						--	--	--	--	--
PCB-126						--	--	--	--	--
PCB-128						--	--	--	--	--
PCB-138						--	--	--	--	--
PCB-153						--	--	--	--	--
PCB-169						--	--	--	--	--
PCB-170						--	--	--	--	--
PCB-180						--	--	--	--	--
PCB-187						--	--	--	--	--
PCB-195						--	--	--	--	--
PCB-206						--	--	--	--	--
PCB-209						--	--	--	--	--
Polybrominated diphenyl ethers (ng/kg)										
PBDE-047						--	--	--	--	--
PBDE-049						--	--	--	--	--
PBDE-066						--	--	--	--	--
PBDE-071						--	--	--	--	--

Table C-11
Sediment Data for Chelan Ave. RS Overflow

Distance to CSO (ft)					132	140	149	153	161
Location ID					CSO11_CSO-CH-4	CSO11_CSO-CH-3	CHLCSO96CH20N	CHLCSO96CH10S	CSO11_CSO-CH-5
Area					DuwamishRiver	DuwamishRiver	DuwamishRiver	DuwamishRiver	DuwamishRiver
CSO					Chelan Ave. RS	Chelan Ave. RS	Chelan Ave. RS	Chelan Ave. RS	Chelan Ave. RS
Task					KC_CSO_2011	KC_CSO_2011	CHLCSO96	CHLCSO96	KC_CSO_2011
Sample ID					L53963-35	L53963-34	L6397-3	L6397-4	L53963-36
Sample Date					08/29/2011	08/29/2011	06/29/1995	06/28/1995	08/29/2011
Depth					0 - 5 cm	0 - 8 cm			0 - 5 cm
	SMS_Marine_SCO_SCUMII	SMS_Marine_CSL_SCUMII	AET_Marine_SCO_SCUMII	AET_Marine_CSL_SCUMII					
PBDE-099					--	--	--	--	--
PBDE-100					--	--	--	--	--
PBDE-138					--	--	--	--	--
PBDE-153					--	--	--	--	--
PBDE-154					--	--	--	--	--
PBDE-183					--	--	--	--	--
PBDE-184					--	--	--	--	--
PBDE-191					--	--	--	--	--
PBDE-209					--	--	--	--	--
Total Petroleum Hydrocarbons (mg/kg)									
Diesel range hydrocarbons					--	--	--	--	--
Gasoline range hydrocarbons					--	--	--	--	--
Lube oil					--	--	--	--	--
Oil and grease					--	--	**1080**	**393**	--
Pharmaceuticals and Personal Care Products (µg/kg)									
Bisphenol a					--	--	--	--	--
Caffeine					--	--	--	--	--
Triclosan					--	--	--	--	--

Table C-11
Sediment Data for Chelan Ave. RS Overflow

				Distance to CSO (ft)	202	208	229	257	304	315
				Location ID	CSO11_CSO-CH-6	CSO13_CSO-CH-7	HIRIPH2W-05	CHLCSO96CH20S	HIRIPH2W-08	CSO13_CSO-CH-8
				Area	DuwamishRiver	DuwamishRiver	DuwamishRiver	DuwamishRiver	DuwamishRiver	DuwamishRiver
				CSO	Chelan Ave. RS	Chelan Ave. RS	Chelan Ave. RS	Chelan Ave. RS	Chelan Ave. RS	Chelan Ave. RS
				Task	KC_CSO_2011	KC_CSO_2013	HIRIPH2	CHLCSO96	HIRIPH2	KC_CSO_2013
				Sample ID	L53963-37	L57636-14	W-05_19911011	L6397-5	W-08_19911003	L57636-15
				Sample Date	08/29/2011	03/26/2013	10/11/1991	06/28/1995	10/03/1991	03/26/2013
				Depth	0 - 6 cm	0 - 7 cm	0 - 0.02 m		0 - 0.02 m	0 - 10 cm
	SMS_Marine_SCO_SCUMII	SMS_Marine_CSL_SCUMII	AET_Marine_SCO_SCUMII	AET_Marine_CSL_SCUMII						
Conventional Parameters (ppt)										
Salinity					--	--	--	--	--	--
Conventional Parameters (mg/kg)										
Acid volatile sulfide					--	--	**9.4 J**	**83.215797**	**5.7 J**	--
Ammonia					--	--	--	**2.454161 J**	--	--
Ammonia as nitrogen					--	--	--	--	--	--
Cyanide					--	--	--	--	--	--
Nitrogen, total (nitrate, nitrite, Kjeldahl) (calculated)					--	--	--	--	--	--
Sulfide					--	--	--	**42.313117**	--	--
Conventional Parameters (pct)										
Moisture (water) content					--	--	--	--	--	--
Total organic carbon					**0.759**	**0.462**	**0.21 J**	**0.876 J**	**2**	**0.198**
Total solids					**71.8**	**74**	--	**70.9**	--	**77.4**
Total solids (preserved)					--	--	--	--	--	--
Total volatile solids					--	--	--	**2.2**	--	--
Conventional Parameters (su)										
pH					--	--	--	**10.58**	--	--
Grain Size (pct)										
Pebble					**0.4 J**	--	--	--	--	--
Gravel					--	**1.6**	--	**4.3**	--	**5.6**
Granule (very fine gravel)					**0.2 J**	--	--	--	--	--
Sand					--	**88.5**	**81**	**85**	**22**	**92.9**
Sand, very coarse					**0.7 J**	--	--	--	--	--
Sand, coarse					**2.4**	--	--	--	--	--
Sand, medium					**17.8**	--	--	--	--	--
Sand, fine					**55.9**	--	--	--	--	--
Sand, very fine					**18.2**	--	--	--	--	--
Silt					--	**4.2**	**9**	**6.7**	**53**	**0.6 J**
Silt, coarse					**1.2 J**	--	--	--	--	--
Silt, medium					0.64 U	--	--	--	--	--
Silt, fine					0.64 U	--	--	--	--	--
Silt, very fine					0.64 U	--	--	--	--	--
Clay					--	**4.9**	**10**	**4**	**25**	**1.9**

Table C-11
Sediment Data for Chelan Ave. RS Overflow

					Distance to CSO (ft)	202	208	229	257	304	315
					Location ID	CSO11_CSO-CH-6	CSO13_CSO-CH-7	HIRIPH2W-05	CHLCSO96CH20S	HIRIPH2W-08	CSO13_CSO-CH-8
					Area	DuwamishRiver	DuwamishRiver	DuwamishRiver	DuwamishRiver	DuwamishRiver	DuwamishRiver
					CSO	Chelan Ave. RS	Chelan Ave. RS	Chelan Ave. RS	Chelan Ave. RS	Chelan Ave. RS	Chelan Ave. RS
					Task	KC_CSO_2011	KC_CSO_2013	HIRIPH2	CHLCSO96	HIRIPH2	KC_CSO_2013
					Sample ID	L53963-37	L57636-14	W-05_19911011	L6397-5	W-08_19911003	L57636-15
					Sample Date	08/29/2011	03/26/2013	10/11/1991	06/28/1995	10/03/1991	03/26/2013
					Depth	0 - 6 cm	0 - 7 cm	0 - 0.02 m		0 - 0.02 m	0 - 10 cm
	SMS_Marine_SCO_SCUMII	SMS_Marine_CSL_SCUMII	AET_Marine_SCO_SCUMII	AET_Marine_CSL_SCUMII							
Clay, coarse						0.64 U	--	--	--	--	--
Clay, medium						**1.3**	--	--	--	--	--
Clay, fine						**1.3**	--	--	--	--	--
Metals (mg/kg)											
Aluminum						--	--	--	**8180.535966**	--	--
Antimony						--	--	--	4.2 UJ	--	--
Arsenic	57	93	57	93		**5 J**	**6.8 J**	**9.5**	**17**	**11**	**6.1 J**
Barium						--	--	--	**99.9**	--	--
Beryllium						--	--	--	**0.17**	--	--
Cadmium	5.1	6.7	5.1	6.7		0.14 U	0.676 U	**4.5**	**0.564175**	**6.9**	0.646 U
Calcium						--	--	--	**5460 J**	--	--
Chromium	260	270	260	270		**9.28**	**11.8**	--	**26.51622**	--	**8.55**
Chromium VI						--	--	0.01 UJ	--	0.001 UJ	--
Cobalt						--	--	--	--	--	--
Copper	390	390	390	390		**12**	**25.4**	**103**	**82.510578**	**120**	**21.1**
Iron						--	--	--	**26000**	--	--
Lead	450	530	450	530		**13.5**	**19.5**	**39.6**	**43.723554**	**53.6 J**	**16.4**
Magnesium						--	--	--	**3880**	--	--
Manganese						--	--	--	**210.155148**	--	--
Mercury	0.41	0.59	0.41	0.59		**0.018 J**	**0.126**	**0.16**	**0.086037**	**0.35 J**	**0.027 J**
Molybdenum						--	--	--	2.8 U	--	--
Nickel						--	--	--	**14**	--	--
Potassium						--	--	--	**1015.51481**	--	--
Selenium						--	--	--	7.052186 U	--	--
Silver	6.1	6.1	6.1	6.1		**0.91 J**	1.35 U	--	0.56 U	--	1.29 U
Sodium						--	--	--	**4530**	--	--
Thallium						--	--	--	28 U	--	--
Tin						--	--	--	--	--	--
Vanadium						--	--	--	--	--	--
Zinc	410	960	410	960		**31.1**	**60.9**	**88.8**	**172.073343**	**156**	**43**
Organometallic Compounds (porewater) (µg/L)											
Butyltin (n-Butyltin)						--	--	--	--	--	--
Dibutyltin (ion)						--	--	--	--	--	--

Table C-11
Sediment Data for Chelan Ave. RS Overflow

				Distance to CSO (ft)	202	208	229	257	304	315
				Location ID	CSO11_CSO-CH-6	CSO13_CSO-CH-7	HIRIPH2W-05	CHLCSO96CH20S	HIRIPH2W-08	CSO13_CSO-CH-8
				Area	DuwamishRiver	DuwamishRiver	DuwamishRiver	DuwamishRiver	DuwamishRiver	DuwamishRiver
				CSO	Chelan Ave. RS	Chelan Ave. RS	Chelan Ave. RS	Chelan Ave. RS	Chelan Ave. RS	Chelan Ave. RS
				Task	KC_CSO_2011	KC_CSO_2013	HIRIPH2	CHLCSO96	HIRIPH2	KC_CSO_2013
				Sample ID	L53963-37	L57636-14	W-05_19911011	L6397-5	W-08_19911003	L57636-15
				Sample Date	08/29/2011	03/26/2013	10/11/1991	06/28/1995	10/03/1991	03/26/2013
				Depth	0 - 6 cm	0 - 7 cm	0 - 0.02 m		0 - 0.02 m	0 - 10 cm
	SMS_Marine_SCO_SCUMII	SMS_Marine_CSL_SCUMII	AET_Marine_SCO_SCUMII	AET_Marine_CSL_SCUMII						
Tributyltin (ion)					--	--	--	--	--	--
Organometallic Compounds (µg/kg)										
Butyltin (n-Butyltin)					--	--	--	--	--	--
Dibutyltin (ion)					--	--	--	--	--	--
Tributyltin					--	--	**440 J**	--	**1550 J**	--
Tributyltin (ion)					--	--	--	--	--	--
Volatile Organics (mg/kg-OC)										
Hexachlorobutadiene (Hexachloro-1,3-butadiene)	3.9	6.2			--	--	130 UJ	4.3 UJ	11 U	--
Volatile Organics (µg/kg)										
1,1,2,2-Tetrachloroethane					--	--	--	--	--	--
1,1,2-Trichloroethane					--	--	--	--	--	--
1,1-Dichloroethane					--	--	--	--	--	--
1,1-Dichloroethene					--	--	--	--	--	--
1,1-Dichloroethane					--	--	--	--	--	--
1,1-Dichloroethene					--	--	--	--	--	--
1,2-Dichloroethane					--	--	--	--	--	--
1,2-Dichloroethene					--	--	--	--	--	--
1,2-Dichloropropane					--	--	--	--	--	--
1,3-Dichloropropene, cis-					--	--	--	--	--	--
1,3-Dichloropropene, trans-					--	--	--	--	--	--
2-Butanone, 3-methoxy-3-methyl					--	--	--	**410 N**	--	--
2-Chloroethylvinyl ether					--	--	--	--	--	--
4-Nonylphenol					--	--	--	--	--	--
Acrolein					--	--	--	--	--	--
Acrylonitrile					--	--	--	--	--	--
Benzene					--	--	--	--	--	--
Bromodichloromethane					--	--	--	--	--	--
Bromoform (Tribromomethane)					--	--	--	--	--	--
Bromomethane (Methyl bromide)					--	--	--	--	--	--
Carbon tetrachloride (Tetrachloromethane)					--	--	--	--	--	--
Chlorobenzene					--	--	--	--	--	--
Chloroethane					--	--	--	--	--	--
Chloroform					--	--	--	--	--	--
Chloromethane					--	--	--	--	--	--
Chloroprene					--	--	--	--	--	--

Table C-11
Sediment Data for Chelan Ave. RS Overflow

					Distance to CSO (ft)	202	208	229	257	304	315
					Location ID	CSO11_CSO-CH-6	CSO13_CSO-CH-7	HIRIPH2W-05	CHLCSO96CH20S	HIRIPH2W-08	CSO13_CSO-CH-8
					Area	DuwamishRiver	DuwamishRiver	DuwamishRiver	DuwamishRiver	DuwamishRiver	DuwamishRiver
					CSO	Chelan Ave. RS	Chelan Ave. RS	Chelan Ave. RS	Chelan Ave. RS	Chelan Ave. RS	Chelan Ave. RS
					Task	KC_CSO_2011	KC_CSO_2013	HIRIPH2	CHLCSO96	HIRIPH2	KC_CSO_2013
					Sample ID	L53963-37	L57636-14	W-05_19911011	L6397-5	W-08_19911003	L57636-15
					Sample Date	08/29/2011	03/26/2013	10/11/1991	06/28/1995	10/03/1991	03/26/2013
					Depth	0 - 6 cm	0 - 7 cm	0 - 0.02 m		0 - 0.02 m	0 - 10 cm
	SMS_Marine_SCO_SCUMII	SMS_Marine_CSL_SCUMII	AET_Marine_SCO_SCUMII	AET_Marine_CSL_SCUMII							
Dibromochloromethane						--	--	--	--	--	--
Ethylbenzene						--	--	--	--	--	--
Hexachlorobutadiene (Hexachloro-1,3-butadiene)			11	120		--	--	270 UJ	38 UJ	210 U	--
o-Xylene						--	--	--	--	--	--
Tetrachloroethene (PCE)						--	--	--	--	--	--
Toluene						--	--	--	--	--	--
Trichloroethene (TCE)						--	--	--	--	--	--
Vinyl chloride						--	--	--	--	--	--
Semivolatile Organics (mg/kg-OC)											
1,2,4-Trichlorobenzene	0.81	1.8				2 U	0.314 U	130 UJ	0.11 UJ	11 U	0.697 U
1,2-Dichlorobenzene	2.3	2.3				19.6 U	1.6 U	130 UJ	0.11 UJ	11 U	3.48 U
1,4-Dichlorobenzene	3.1	9				29.4 U	2.34 U	130 UJ	0.11 UJ	11 U	5.2 U
2-Methylnaphthalene	38	64				20 U	3.14 U	--	--	--	6.97 U
Acenaphthene	16	57				20 U	**1.8 J**	--	--	--	**3.7 J**
Acenaphthylene	66	66				20 U	3.14 U	--	--	--	6.97 U
Anthracene	220	1200				20 U	**15.2**	--	--	--	**23**
Benzo(a)anthracene	110	270				20 U	**31.4**	--	--	--	**43.4**
Benzo(a)pyrene	99	210				20 U	**28.8**	--	--	--	**37.1**
Benzo(b)fluoranthene						--	--	--	--	--	--
Benzo(b,j,k)fluoranthenes						--	**56.1**	--	--	--	**42.9**
Benzo(g,h,i)perylene	31	78				20 UJ	**9.5**	--	--	--	**12.9**
Benzo(k)fluoranthene						--	--	--	--	--	--
bis(2-Ethylhexyl)phthalate	47	78				**407**	**7.42**	26 UJ	**-99999 R**	**16**	13.9 U
Butylbenzyl phthalate	4.9	64				29.4 U	2.34 U	130 UJ	2.58 U	**2.1 J**	5.2 U
Chrysene	110	460				20 U	**51.7**	--	--	--	**44.7**
Dibenzo(a,h)anthracene	12	33				20 U	**3.55**	--	--	--	**4.1 J**
Dibenzofuran	15	58				20 U	3.14 U	--	--	--	6.97 U
Diethyl phthalate	61	110				38 U	6.23 U	130 UJ	4.3 U	11 U	13.9 U
Dimethyl phthalate	53	53				39.1 U	3.14 U	130 UJ	1.77 U	**0.65 J**	6.97 U
Di-n-butyl phthalate	220	1700				38 U	6.23 U	130 UJ	**5.4**	**0.75 J**	13.9 U
Di-n-octyl phthalate	58	4500				39.1 U	3.14 U	130 UJ	2.58 U	11 U	6.97 U
Fluoranthene	160	1200				**77.2**	**51.1**	--	--	--	**71.7**
Fluorene	23	79				20 U	**5.26**	--	--	--	**6.6 J**

Table C-11
Sediment Data for Chelan Ave. RS Overflow

					Distance to CSO (ft)	202	208	229	257	304	315
					Location ID	CSO11_CSO-CH-6	CSO13_CSO-CH-7	HIRIPH2W-05	CHLCSO96CH20S	HIRIPH2W-08	CSO13_CSO-CH-8
					Area	DuwamishRiver	DuwamishRiver	DuwamishRiver	DuwamishRiver	DuwamishRiver	DuwamishRiver
					CSO	Chelan Ave. RS	Chelan Ave. RS	Chelan Ave. RS	Chelan Ave. RS	Chelan Ave. RS	Chelan Ave. RS
					Task	KC_CSO_2011	KC_CSO_2013	HIRIPH2	CHLCSO96	HIRIPH2	KC_CSO_2013
					Sample ID	L53963-37	L57636-14	W-05_19911011	L6397-5	W-08_19911003	L57636-15
					Sample Date	08/29/2011	03/26/2013	10/11/1991	06/28/1995	10/03/1991	03/26/2013
					Depth	0 - 6 cm	0 - 7 cm	0 - 0.02 m		0 - 0.02 m	0 - 10 cm
	SMS_Marine_SCO_SCUMII	SMS_Marine_CSL_SCUMII	AET_Marine_SCO_SCUMII	AET_Marine_CSL_SCUMII							
Hexachlorobenzene	0.38	2.3				2 U	0.314 U	130 UJ	0.11 U	11 U	0.697 U
Hexachlorobutadiene (Hexachloro-1,3-butadiene)	3.9	6.2				9.7 U	1.6 U	--	--	--	3.48 U
Indeno(1,2,3-c,d)pyrene	34	88				20 UJ	**10.2**	--	--	--	**12.3**
Naphthalene	99	170				20 U	3.14 U	--	--	--	6.97 U
n-Nitrosodiphenylamine	11	11				49 U	3.9 U	130 UJ	4.3 U	11 U	8.69 U
Phenanthrene	100	480				20 U	**43.1**	--	--	--	**77.8**
Pyrene	1000	1400				**107**	**57.6**	--	--	--	**118**
Total Benzofluoranthenes (lab reported total)	230	450				20 U	--	--	--	--	--
Total Benzofluoranthenes (b,j,k) (U = 0)	230	450				--	**56.1**	--	--	--	**42.9**
Total cPAH TEQ (7 minimum CAEPA 2005) (U = 0)						20 UJ	**39.4**	--	--	--	**48 J**
Total HPAH (SMS) (U = 0)	960	5300				**180 J**	**300**	--	--	--	**390 J**
Total LPAH (SMS) (U = 0)	370	780				20 U	**65 J**	--	--	--	**110 J**
Semivolatile Organics (µg/kg)											
1,2,4-Trichlorobenzene			31	51		15 U	1.45 U	270 UJ	0.97 UJ	210 U	1.38 U
1,2-Dichlorobenzene			35	50		149 U	7.2 U	270 UJ	0.97 UJ	210 U	6.89 U
1,2-Diphenylhydrazine						--	--	--	74.753173 U	--	--
1,3-Dichlorobenzene						--	--	270 UJ	0.97 UJ	210 U	--
1,4-Dichlorobenzene			110	110		223 U	10.8 U	270 UJ	0.97 UJ	210 U	10.3 U
1-Methylnaphthalene						--	--	--	--	--	--
2,2'-Oxybis (1-chloropropane)						--	--	270 UJ	74.753173 U	210 U	--
2,4,5-Trichlorophenol						--	--	670 UJ	155.148096 U	520 U	--
2,4,6-Trichlorophenol						--	--	270 UJ	155.148096 U	210 U	--
2,4-Dichlorophenol						--	--	270 UJ	38 U	210 U	--
2,4-Dimethylphenol	29	29	29	29		150 U	14.5 U	270 UJ	38 U	210 U	13.8 U
2,4-Dinitrophenol						--	--	670 UJ	74.753173 U	520 U	--
2,4-Dinitrotoluene						--	--	270 UJ	15.51481 U	210 U	--
2,6-Dinitrotoluene						--	--	270 UJ	15.51481 U	210 U	--
2-Chloronaphthalene						--	--	270 UJ	22.566996 U	210 U	--
2-Chlorophenol						--	--	270 UJ	74.753173 U	210 U	--
2-Methylnaphthalene			670	670		150 U	14.5 U	--	--	--	13.8 U
2-Methylphenol (o-Cresol)	63	63	63	63		150 U	14.5 U	270 UJ	38 U	210 U	13.8 U
2-Nitroaniline						--	--	670 UJ	155.148096 U	520 U	--
2-Nitrophenol						--	--	270 UJ	38 UJ	210 U	--

Table C-11
Sediment Data for Chelan Ave. RS Overflow

					Distance to CSO (ft)	202	208	229	257	304	315
					Location ID	CSO11_CSO-CH-6	CSO13_CSO-CH-7	HIRIPH2W-05	CHLCSO96CH20S	HIRIPH2W-08	CSO13_CSO-CH-8
					Area	DuwamishRiver	DuwamishRiver	DuwamishRiver	DuwamishRiver	DuwamishRiver	DuwamishRiver
					CSO	Chelan Ave. RS	Chelan Ave. RS	Chelan Ave. RS	Chelan Ave. RS	Chelan Ave. RS	Chelan Ave. RS
					Task	KC_CSO_2011	KC_CSO_2013	HIRIPH2	CHLCSO96	HIRIPH2	KC_CSO_2013
					Sample ID	L53963-37	L57636-14	W-05_19911011	L6397-5	W-08_19911003	L57636-15
					Sample Date	08/29/2011	03/26/2013	10/11/1991	06/28/1995	10/03/1991	03/26/2013
					Depth	0 - 6 cm	0 - 7 cm	0 - 0.02 m		0 - 0.02 m	0 - 10 cm
	SMS_Marine_SCO_SCUMII	SMS_Marine_CSL_SCUMII	AET_Marine_SCO_SCUMII	AET_Marine_CSL_SCUMII							
3,3'-Dichlorobenzidine						--	--	270 UJ	38 U	210 U	--
3-Methylphenanthrene						--	--	--	--	--	--
3-Nitroaniline						--	--	670 UJ	155.148096 U	520 U	--
4-Bromophenyl-phenyl ether						--	--	270 UJ	15.51481 U	210 U	--
4-Chloro-3-methylphenol						--	--	270 UJ	74.753173 U	210 U	--
4-Chloroaniline						--	--	270 UJ	74.753173 UJ	210 U	--
4-Chlorophenyl phenyl ether						--	--	270 UJ	22.566996 U	210 U	--
4-Methylphenol (p-Cresol)	670	670	670	670		740 U	72 U	270 UJ	38 U	**14 J**	68.9 U
4-Nitroaniline						--	--	670 UJ	155.148096 U	520 U	--
4-Nitrophenol						--	--	670 UJ	74.753173 U	520 U	--
Acenaphthene			500	500		150 U	**8.4 J**	--	--	--	**7.4 J**
Acenaphthylene			1300	1300		150 U	14.5 U	--	--	--	13.8 U
Aniline						--	--	--	74.753173 UJ	--	--
Anthracene			960	960		150 U	**70.3**	--	--	--	**45.5**
Benzidine						--	--	--	**-99999 R**	--	--
Benzo(a)anthracene			1300	1600		150 U	**145**	--	--	--	**85.9**
Benzo(a)pyrene			1600	1600		150 U	**133**	--	--	--	**73.5**
Benzo(b)fluoranthene						--	--	--	--	--	--
Benzo(b,j,k)fluoranthenes						--	**259**	--	--	--	**84.9**
Benzo(e)pyrene						--	--	--	--	--	--
Benzo(g,h,i)perylene			670	720		150 UJ	**43.9**	--	--	--	**25.5**
Benzo(k)fluoranthene						--	--	--	--	--	--
Benzoic acid	650	650	650	650		2970 U	145 U	--	**296.19182**	--	138 U
Benzyl alcohol	57	73	57	73		372 U	18 U	--	38 U	--	17.2 U
Biphenyl (1,1'-Biphenyl)						--	--	--	--	--	--
bis(2-Chloroethoxy)methane						--	--	270 UJ	38 U	210 U	--
bis(2-Chloroethyl)ether						--	--	270 UJ	22.566996 UJ	210 U	--
bis(2-Ethylhexyl)phthalate			1300	3100		**3090**	**34.3**	54 UJ	**-99999 R**	**310**	27.5 U
Butylbenzyl phthalate			63	900		223 U	10.8 U	270 UJ	22.566996 U	**41 J**	10.3 U
Carbazole						--	--	--	--	--	--
Chlorinated Benzenes						--	--	--	--	--	--
Cholesterol						--	--	--	**1410.437 N**	--	--
Chrysene			1400	2800		150 U	**239**	--	--	--	**88.6**

Table C-11
Sediment Data for Chelan Ave. RS Overflow

				Distance to CSO (ft)	202	208	229	257	304	315
				Location ID	CSO11_CSO-CH-6	CSO13_CSO-CH-7	HIRIPH2W-05	CHLCSO96CH20S	HIRIPH2W-08	CSO13_CSO-CH-8
				Area	DuwamishRiver	DuwamishRiver	DuwamishRiver	DuwamishRiver	DuwamishRiver	DuwamishRiver
				CSO	Chelan Ave. RS	Chelan Ave. RS	Chelan Ave. RS	Chelan Ave. RS	Chelan Ave. RS	Chelan Ave. RS
				Task	KC_CSO_2011	KC_CSO_2013	HIRIPH2	CHLCSO96	HIRIPH2	KC_CSO_2013
				Sample ID	L53963-37	L57636-14	W-05_19911011	L6397-5	W-08_19911003	L57636-15
				Sample Date	08/29/2011	03/26/2013	10/11/1991	06/28/1995	10/03/1991	03/26/2013
				Depth	0 - 6 cm	0 - 7 cm	0 - 0.02 m		0 - 0.02 m	0 - 10 cm
	SMS_Marine_SCO_SCUMII	SMS_Marine_CSL_SCUMII	AET_Marine_SCO_SCUMII	AET_Marine_CSL_SCUMII						
Coprostanol (Cholestan-3-ol (3B, 5B))					--	--	270 UJ	**230**	--	--
Dibenzo(a,h)anthracene			230	230	150 U	**16.4**	--	--	--	**8.1 J**
Dibenzofuran			540	540	150 U	14.5 U	--	--	--	13.8 U
Diethyl phthalate			200	1200	290 U	28.8 U	270 UJ	38 U	210 U	27.5 U
Dimethyl phthalate			71	160	297 U	14.5 U	270 UJ	15.51481 U	**13 J**	13.8 U
Di-n-butyl phthalate			1400	1400	290 U	28.8 U	270 UJ	**47**	**15 J**	27.5 U
Dinitro-o-cresol (4,6-Dinitro-2-methylphenol)					--	--	670 UJ	74.753173 U	520 U	--
Di-n-octyl phthalate			6200	6200	297 U	14.5 U	270 UJ	22.566996 U	210 U	13.8 U
Fluoranthene			1700	2500	**586**	**236**	--	--	--	**142**
Fluorene			540	540	150 U	**24.3**	--	--	--	**13 J**
Hexachlorobenzene			22	70	15 U	1.45 U	270 UJ	0.97 U	210 U	1.38 U
Hexachlorobutadiene (Hexachloro-1,3-butadiene)			11	120	74 U	7.2 U	--	--	--	6.89 U
Hexachlorocyclopentadiene					--	--	270 UJ	**-99999 R**	210 U	--
Hexachloroethane					--	--	270 UJ	38 UJ	210 U	--
Indeno(1,2,3-c,d)pyrene			600	690	150 UJ	**47.3**	--	--	--	**24.3**
Isophorone					--	--	270 UJ	38 U	210 U	--
Naphthalene			2100	2100	150 U	14.5 U	--	--	--	13.8 U
Nitrobenzene					--	--	270 UJ	38 U	210 U	--
n-Nitrosodimethylamine					--	--	--	155.148096 U	--	--
n-Nitrosodi-n-propylamine					--	--	270 UJ	38 U	210 U	--
n-Nitrosodiphenylamine			28	40	372 U	18 U	270 UJ	38 U	210 U	17.2 U
Pentachlorophenol	360	690	360	690	2230 U	108 U	670 UJ	38 UJ	520 U	103 U
Perylene					--	--	--	--	--	--
Phenanthrene			1500	1500	150 U	**199**	--	--	--	**154**
Phenol	420	1200	420	1200	740 U	108 U	**130 J**	**512**	**1500 J**	103 U
Pyrene			2600	3300	**813**	**266**	--	--	--	**233**
Total Benzofluoranthenes (lab reported total)			3200	3600	150 U	--	--	--	--	--
Triethyl citrate					--	--	--	--	--	--
Tris(2-chloroethyl) phosphate (TCEP)					--	--	--	--	--	--
Total Benzofluoranthenes (b,j,k) (U = 0)			3200	3600	--	**259**	--	--	--	**84.9**
Total cPAH TEQ (7 minimum CAEPA 2005) (U = 0)					150 UJ	**182**	--	--	--	**95 J**
Total HPAH (SMS) (U = 0)			12000	17000	**1400 J**	**1390**	--	--	--	**770 J**
Total LPAH (SMS) (U = 0)			5200	5200	150 U	**300 J**	--	--	--	**220 J**

Table C-11
Sediment Data for Chelan Ave. RS Overflow

				Distance to CSO (ft)	202	208	229	257	304	315
				Location ID	CSO11_CSO-CH-6	CSO13_CSO-CH-7	HIRIPH2W-05	CHLCSO96CH20S	HIRIPH2W-08	CSO13_CSO-CH-8
				Area	DuwamishRiver	DuwamishRiver	DuwamishRiver	DuwamishRiver	DuwamishRiver	DuwamishRiver
				CSO	Chelan Ave. RS	Chelan Ave. RS	Chelan Ave. RS	Chelan Ave. RS	Chelan Ave. RS	Chelan Ave. RS
				Task	KC_CSO_2011	KC_CSO_2013	HIRIPH2	CHLCSO96	HIRIPH2	KC_CSO_2013
				Sample ID	L53963-37	L57636-14	W-05_19911011	L6397-5	W-08_19911003	L57636-15
				Sample Date	08/29/2011	03/26/2013	10/11/1991	06/28/1995	10/03/1991	03/26/2013
				Depth	0 - 6 cm	0 - 7 cm	0 - 0.02 m		0 - 0.02 m	0 - 10 cm
	SMS_Marine_SCO_SCUMII	SMS_Marine_CSL_SCUMII	AET_Marine_SCO_SCUMII	AET_Marine_CSL_SCUMII						
Polycyclic Aromatic Hydrocarbons (mg/kg-OC)										
2-Methylnaphthalene	38	64			--	--	**19 J**	6.92 U	**1.6 J**	--
Acenaphthene	16	57			--	--	**32 J**	**8.94**	**2.8 J**	--
Acenaphthylene	66	66			--	--	130 UJ	2.58 U	**0.65 J**	--
Anthracene	220	1200			--	--	**130 J**	**23.3 J**	**13**	--
Benzo(a)anthracene	110	270			--	--	**100 J**	**74.7 J**	**27**	--
Benzo(a)pyrene	99	210			--	--	**120 J**	**62 J**	**23**	--
Benzo(b)fluoranthene					--	--	**110 J**	**88.1**	**28**	--
Benzo(g,h,i)perylene	31	78			--	--	**81 J**	**30 J**	**13**	--
Benzo(j)fluoranthene					--	--	--	--	--	--
Benzo(k)fluoranthene					--	--	**76 J**	**35.9 J**	**21**	--
Chrysene	110	460			--	--	**160 J**	**100 J**	**43**	--
Dibenzo(a,h)anthracene	12	33			--	--	**36 J**	**12.9 J**	**4 J**	--
Dibenzofuran	15	58			--	--	**22 J**	**6.6**	**2.7 J**	--
Fluoranthene	160	1200			--	--	**200 J**	**160 J**	**48**	--
Fluorene	23	79			--	--	**62 J**	**10.6 J**	**5 J**	--
Indeno(1,2,3-c,d)pyrene	34	88			--	--	**81 J**	**49 J**	**11**	--
Naphthalene	99	170			--	--	**23 J**	6.92 U	**1.9 J**	--
Phenanthrene	100	480			--	--	**290 J**	**98 J**	**26**	--
Pyrene	1000	1400			--	--	**400 J**	**110 J**	**36**	--
Total Benzofluoranthenes (b,j,k) (U = 0)	230	450			--	--	**190 J**	**124 J**	**49**	--
Total cPAH TEQ (7 minimum CAEPA 2005) (U = 0)					--	--	**170 J**	**90 J**	**30 J**	--
Total HPAH (SMS) (U = 0)	960	5300			--	--	**1400 J**	**700 J**	**300 J**	--
Total LPAH (SMS) (U = 0)	370	780			--	--	**540 J**	**140 J**	**50 J**	--
Polycyclic Aromatic Hydrocarbons (µg/kg)										
1-Methylnaphthalene					--	--	--	--	--	--
1-Methylphenanthrene					--	--	--	--	--	--
2,3,5-Trimethylnaphthalene (1,6,7-Trimethylnaphthalene)					--	--	--	--	--	--
2,6-Dimethylnaphthalene					--	--	--	--	--	--
2-Methylnaphthalene			670	670	--	--	**39 J**	60.648801 U	**31 J**	--
2-Methylphenanthrene					--	--	--	--	--	--
Acenaphthene			500	500	--	--	**67 J**	**78.3**	**55 J**	--
Acenaphthylene			1300	1300	--	--	270 UJ	22.566996 U	**13 J**	--

Table C-11
Sediment Data for Chelan Ave. RS Overflow

				Distance to CSO (ft)	202	208	229	257	304	315
				Location ID	CSO11_CSO-CH-6	CSO13_CSO-CH-7	HIRIPH2W-05	CHLCSO96CH20S	HIRIPH2W-08	CSO13_CSO-CH-8
				Area	DuwamishRiver	DuwamishRiver	DuwamishRiver	DuwamishRiver	DuwamishRiver	DuwamishRiver
				CSO	Chelan Ave. RS	Chelan Ave. RS	Chelan Ave. RS	Chelan Ave. RS	Chelan Ave. RS	Chelan Ave. RS
				Task	KC_CSO_2011	KC_CSO_2013	HIRIPH2	CHLCSO96	HIRIPH2	KC_CSO_2013
				Sample ID	L53963-37	L57636-14	W-05_19911011	L6397-5	W-08_19911003	L57636-15
				Sample Date	08/29/2011	03/26/2013	10/11/1991	06/28/1995	10/03/1991	03/26/2013
				Depth	0 - 6 cm	0 - 7 cm	0 - 0.02 m		0 - 0.02 m	0 - 10 cm
	SMS_Marine_SCO_SCUMII	SMS_Marine_CSL_SCUMII	AET_Marine_SCO_SCUMII	AET_Marine_CSL_SCUMII						
Anthracene			960	960	--	--	**270 J**	**204.513399 J**	**250**	--
Benzo(a)anthracene			1300	1600	--	--	**210 J**	**654.442877 J**	**540**	--
Benzo(a)pyrene			1600	1600	--	--	**260 J**	**540 J**	**450**	--
Benzo(b)fluoranthene					--	--	**240 J**	**772**	**550**	--
Benzo(g,h,i)perylene			670	720	--	--	**170 J**	**300 J**	**250**	--
Benzo(j)fluoranthene					--	--	--	--	--	--
Benzo(k)fluoranthene					--	--	**160 J**	**314.527504 J**	**420**	--
Carbazole					--	--	**89 J**	**134**	**57 J**	--
Chrysene			1400	2800	--	--	**330 J**	**1000 J**	**860**	--
Dibenzo(a,h)anthracene			230	230	--	--	**76 J**	**113.399154 J**	**70 J**	--
Dibenzofuran			540	540	--	--	**46 J**	**58**	**53 J**	--
Dibenzothiophene					--	--	--	--	--	--
Fluoranthene			1700	2500	--	--	**420 J**	**1400 J**	**960**	--
Fluorene			540	540	--	--	**130 J**	**92.7 J**	**100 J**	--
Indeno(1,2,3-c,d)pyrene			600	690	--	--	**170 J**	**430 J**	**220**	--
Naphthalene			2100	2100	--	--	**48 J**	60.648801 U	**37 J**	--
Phenanthrene			1500	1500	--	--	**610 J**	**860 J**	**520**	--
Pyrene			2600	3300	--	--	**840 J**	**970 J**	**710**	--
Retene					--	--	**78 J**	--	**48 J**	--
Total Benzofluoranthenes (b,j,k) (U = 0)			3200	3600	--	--	**400 J**	**1090 J**	**970**	--
Total cPAH TEQ (7 minimum CAEPA 2005) (U = 0)					--	--	**350 J**	**780 J**	**640 J**	--
Total HPAH (SMS) (U = 0)			12000	17000	--	--	**2900 J**	**6500 J**	**5000 J**	--
Total LPAH (SMS) (U = 0)			5200	5200	--	--	**1100 J**	**1200 J**	**980 J**	--
Pesticides (mg/kg-OC)										
Hexachlorobenzene	0.38	2.3			--	--	--	--	--	--
Hexachlorobutadiene (Hexachloro-1,3-butadiene)	3.9	6.2			--	--	--	--	--	--
Pesticides (µg/kg)										
2,4'-DDD (o,p'-DDD)					--	--	--	--	--	--
2,4'-DDE (o,p'-DDE)					--	--	--	--	--	--
2,4'-DDT (o,p'-DDT)					--	--	--	--	--	--
4,4'-DDD (p,p'-DDD)					--	--	0.63 U	**2.4**	4.7 UJ	--
4,4'-DDE (p,p'-DDE)					--	--	0.63 U	1.8 U	4.7 UJ	--
4,4'-DDT (p,p'-DDT)					--	--	--	1.8 U	--	--

Table C-11
Sediment Data for Chelan Ave. RS Overflow

					Distance to CSO (ft)	202	208	229	257	304	315
					Location ID	CSO11_CSO-CH-6	CSO13_CSO-CH-7	HIRIPH2W-05	CHLCSO96CH20S	HIRIPH2W-08	CSO13_CSO-CH-8
					Area	DuwamishRiver	DuwamishRiver	DuwamishRiver	DuwamishRiver	DuwamishRiver	DuwamishRiver
					CSO	Chelan Ave. RS	Chelan Ave. RS	Chelan Ave. RS	Chelan Ave. RS	Chelan Ave. RS	Chelan Ave. RS
					Task	KC_CSO_2011	KC_CSO_2013	HIRIPH2	CHLCSO96	HIRIPH2	KC_CSO_2013
					Sample ID	L53963-37	L57636-14	W-05_19911011	L6397-5	W-08_19911003	L57636-15
					Sample Date	08/29/2011	03/26/2013	10/11/1991	06/28/1995	10/03/1991	03/26/2013
					Depth	0 - 6 cm	0 - 7 cm	0 - 0.02 m		0 - 0.02 m	0 - 10 cm
	SMS_Marine_SCO_SCUMII	SMS_Marine_CSL_SCUMII	AET_Marine_SCO_SCUMII	AET_Marine_CSL_SCUMII							
Aldrin						--	--	0.31 U	1.8 U	2.4 UJ	--
Chlordane						--	--	--	9.4 U	--	--
Chlordane, alpha- (Chlordane, cis-)						--	--	3.1 U	--	24 UJ	--
Chlordane, beta- (Chlordane, trans-)						--	--	--	--	--	--
Chlordane, gamma-						--	--	3.1 U	--	24 UJ	--
Dieldrin						--	--	0.63 U	1.8 U	4.7 UJ	--
Endosulfan						--	--	--	1.8 U	--	--
Endosulfan sulfate						--	--	0.63 U	1.8 U	4.7 UJ	--
Endosulfan, alpha- (I)						--	--	0.31 U	--	2.4 UJ	--
Endosulfan, beta (II)						--	--	0.63 U	--	4.7 UJ	--
Endrin						--	--	0.63 U	1.8 U	4.7 UJ	--
Endrin aldehyde						--	--	0.63 U	1.8 U	4.7 UJ	--
Endrin ketone						--	--	0.63 U	--	4.7 UJ	--
Heptachlor						--	--	0.31 U	1.8 U	2.4 UJ	--
Heptachlor epoxide						--	--	0.31 U	1.8 U	2.4 UJ	--
Hexachlorobenzene			22	70		--	--	--	--	--	--
Hexachlorobutadiene (Hexachloro-1,3-butadiene)			11	120		--	--	--	--	--	--
Hexachlorocyclohexane (BHC), alpha-						--	--	0.31 U	1.8 U	2.4 UJ	--
Hexachlorocyclohexane (BHC), beta-						--	--	0.31 U	1.8 U	2.4 UJ	--
Hexachlorocyclohexane (BHC), delta-						--	--	0.31 U	1.8 U	2.4 UJ	--
Hexachlorocyclohexane (BHC), gamma- (Lindane)						--	--	0.31 U	1.8 U	2.4 UJ	--
Methoxychlor						--	--	3.1 U	9.4 U	24 UJ	--
Mirex						--	--	--	--	--	--
Nonachlor, cis-						--	--	--	--	--	--
Nonachlor, trans-						--	--	--	--	--	--
Oxychlordane						--	--	--	--	--	--
Total 2,4' and 4,4'-DDD,-DDE,-DDT (reported, not calculated)						--	--	--	--	--	--
Total 2,4' and 4,4'-DDT (Reported, not calculated)						--	--	0.63 U	--	4.7 UJ	--
Toxaphene						--	--	6.3 U	18 U	47 UJ	--
Dioxin Furans (ng/kg)											
2,3,7,8-Tetrachlorodibenzo-p-dioxin (TCDD)						--	--	--	--	--	--
1,2,3,7,8-Pentachlorodibenzo-p-dioxin (PeCDD)						--	--	--	--	--	--
1,2,3,4,7,8-Hexachlorodibenzo-p-dioxin (HxCDD)						--	--	--	--	--	--

Table C-11
Sediment Data for Chelan Ave. RS Overflow

					Distance to CSO (ft)	202	208	229	257	304	315
					Location ID	CSO11_CSO-CH-6	CSO13_CSO-CH-7	HIRIPH2W-05	CHLCSO96CH20S	HIRIPH2W-08	CSO13_CSO-CH-8
					Area	DuwamishRiver	DuwamishRiver	DuwamishRiver	DuwamishRiver	DuwamishRiver	DuwamishRiver
					CSO	Chelan Ave. RS	Chelan Ave. RS	Chelan Ave. RS	Chelan Ave. RS	Chelan Ave. RS	Chelan Ave. RS
					Task	KC_CSO_2011	KC_CSO_2013	HIRIPH2	CHLCSO96	HIRIPH2	KC_CSO_2013
					Sample ID	L53963-37	L57636-14	W-05_19911011	L6397-5	W-08_19911003	L57636-15
					Sample Date	08/29/2011	03/26/2013	10/11/1991	06/28/1995	10/03/1991	03/26/2013
					Depth	0 - 6 cm	0 - 7 cm	0 - 0.02 m		0 - 0.02 m	0 - 10 cm
	SMS_Marine_SCO_SCUMII	SMS_Marine_CSL_SCUMII	AET_Marine_SCO_SCUMII	AET_Marine_CSL_SCUMII							
1,2,3,6,7,8-Hexachlorodibenzo-p-dioxin (HxCDD)						--	--	--	--	--	--
1,2,3,7,8,9-Hexachlorodibenzo-p-dioxin (HxCDD)						--	--	--	--	--	--
1,2,3,4,6,7,8-Heptachlorodibenzo-p-dioxin (HpCDD)						--	--	--	--	--	--
1,2,3,4,6,7,8,9-Octachlorodibenzo-p-dioxin (OCDD)						--	--	--	--	--	--
Total Tetrachlorodibenzo-p-dioxin (TCDD)						--	--	--	--	--	--
Total Pentachlorodibenzo-p-dioxin (PeCDD)						--	--	--	--	--	--
Total Hexachlorodibenzo-p-dioxin (HxCDD)						--	--	--	--	--	--
Total Heptachlorodibenzo-p-dioxin (HpCDD)						--	--	--	--	--	--
2,3,7,8-Tetrachlorodibenzofuran (TCDF)						--	--	--	--	--	--
1,2,3,7,8-Pentachlorodibenzofuran (PeCDF)						--	--	--	--	--	--
2,3,4,7,8-Pentachlorodibenzofuran (PeCDF)						--	--	--	--	--	--
1,2,3,4,7,8-Hexachlorodibenzofuran (HxCDF)						--	--	--	--	--	--
1,2,3,6,7,8-Hexachlorodibenzofuran (HxCDF)						--	--	--	--	--	--
1,2,3,4,7,8-Hexachlorodibenzofuran (HxCDF)						--	--	--	--	--	--
1,2,3,6,7,8-Hexachlorodibenzofuran (HxCDF)						--	--	--	--	--	--
1,2,3,7,8,9-Hexachlorodibenzofuran (HxCDF)						--	--	--	--	--	--
2,3,4,6,7,8-Hexachlorodibenzofuran (HxCDF)						--	--	--	--	--	--
1,2,3,4,6,7,8-Heptachlorodibenzofuran (HpCDF)						--	--	--	--	--	--
1,2,3,4,7,8,9-Heptachlorodibenzofuran (HpCDF)						--	--	--	--	--	--
1,2,3,4,6,7,8,9-Octachlorodibenzofuran (OCDF)						--	--	--	--	--	--
Total Tetrachlorodibenzofuran (TCDF)						--	--	--	--	--	--
Total Pentachlorodibenzofuran (PeCDF)						--	--	--	--	--	--
Total Hexachlorodibenzofuran (HxCDF)						--	--	--	--	--	--
Total Heptachlorodibenzofuran (HpCDF)						--	--	--	--	--	--
Dioxin Furans (mg/kg-OC)											
Total Dioxin/Furan TEQ 2005 (Mammal) (U = 0)						--	--	--	--	--	--
Dioxin Furans (ng/kg)											
Total Dioxin/Furan TEQ 2005 (Mammal) (U = 0)						--	--	--	--	--	--
PCB Aroclors (mg/kg-OC)											
Total PCB Aroclors (SMS Marine 2013) (U = 0)	12	65				**3 J**	**9.7 J**	3 U	**5.9**	**8 J**	**8 J**
PCB Aroclors (µg/kg)											
Aroclor 1016						2.8 U	10.8 U	3.1 U	18 U	24 UJ	10.3 U
Aroclor 1221						5.6 U	10.8 U	3.1 U	18 U	24 UJ	10.3 U
Aroclor 1232						5.6 U	10.8 U	3.1 U	18 U	24 UJ	10.3 U
Aroclor 1242						**4 J**	**18.6**	3.1 U	18 U	24 UJ	**3 J**

Table C-11
Sediment Data for Chelan Ave. RS Overflow

					Distance to CSO (ft)	202	208	229	257	304	315
					Location ID	CSO11_CSO-CH-6	CSO13_CSO-CH-7	HIRIPH2W-05	CHLCSO96CH20S	HIRIPH2W-08	CSO13_CSO-CH-8
					Area	DuwamishRiver	DuwamishRiver	DuwamishRiver	DuwamishRiver	DuwamishRiver	DuwamishRiver
					CSO	Chelan Ave. RS	Chelan Ave. RS	Chelan Ave. RS	Chelan Ave. RS	Chelan Ave. RS	Chelan Ave. RS
					Task	KC_CSO_2011	KC_CSO_2013	HIRIPH2	CHLCSO96	HIRIPH2	KC_CSO_2013
					Sample ID	L53963-37	L57636-14	W-05_19911011	L6397-5	W-08_19911003	L57636-15
					Sample Date	08/29/2011	03/26/2013	10/11/1991	06/28/1995	10/03/1991	03/26/2013
					Depth	0 - 6 cm	0 - 7 cm	0 - 0.02 m		0 - 0.02 m	0 - 10 cm
	SMS_Marine_SCO_SCUMII	SMS_Marine_CSL_SCUMII	AET_Marine_SCO_SCUMII	AET_Marine_CSL_SCUMII							
Aroclor 1248						2.8 U	10.8 U	3.1 U	18 U	**60 J**	10.3 U
Aroclor 1254						**7.58**	**17.3**	6.3 U	**51.622003**	**74 J**	**7 J**
Aroclor 1260						**9.57**	**9.1 J**	6.3 U	18 U	**26 J**	**5.7 J**
Aroclor 1262						--	--	--	--	--	--
Aroclor 1268						--	--	--	--	--	--
Total PCB Aroclors (SMS Marine 2013) (U = 0)			130	1000		**21 J**	**45 J**	6.3 U	**52**	**160 J**	**16 J**
PCB Congeners (ng/kg)											
PCB-008						--	--	--	--	--	--
PCB-018						--	--	--	--	--	--
PCB-028						--	--	--	--	--	--
PCB-044						--	--	--	--	--	--
PCB-052						--	--	--	--	--	--
PCB-066						--	--	--	--	--	--
PCB-077						--	--	--	--	--	--
PCB-101						--	--	--	--	--	--
PCB-105						--	--	--	--	--	--
PCB-118						--	--	--	--	--	--
PCB-126						--	--	--	--	--	--
PCB-128						--	--	--	--	--	--
PCB-138						--	--	--	--	--	--
PCB-153						--	--	--	--	--	--
PCB-169						--	--	--	--	--	--
PCB-170						--	--	--	--	--	--
PCB-180						--	--	--	--	--	--
PCB-187						--	--	--	--	--	--
PCB-195						--	--	--	--	--	--
PCB-206						--	--	--	--	--	--
PCB-209						--	--	--	--	--	--
Polybrominated diphenyl ethers (ng/kg)											
PBDE-047						--	--	--	--	--	--
PBDE-049						--	--	--	--	--	--
PBDE-066						--	--	--	--	--	--
PBDE-071						--	--	--	--	--	--

Table C-11
Sediment Data for Chelan Ave. RS Overflow

					Distance to CSO (ft)	202	208	229	257	304	315
					Location ID	CSO11_CSO-CH-6	CSO13_CSO-CH-7	HIRIPH2W-05	CHLCSO96CH20S	HIRIPH2W-08	CSO13_CSO-CH-8
					Area	DuwamishRiver	DuwamishRiver	DuwamishRiver	DuwamishRiver	DuwamishRiver	DuwamishRiver
					CSO	Chelan Ave. RS	Chelan Ave. RS	Chelan Ave. RS	Chelan Ave. RS	Chelan Ave. RS	Chelan Ave. RS
					Task	KC_CSO_2011	KC_CSO_2013	HIRIPH2	CHLCSO96	HIRIPH2	KC_CSO_2013
					Sample ID	L53963-37	L57636-14	W-05_19911011	L6397-5	W-08_19911003	L57636-15
					Sample Date	08/29/2011	03/26/2013	10/11/1991	06/28/1995	10/03/1991	03/26/2013
					Depth	0 - 6 cm	0 - 7 cm	0 - 0.02 m		0 - 0.02 m	0 - 10 cm
	SMS_Marine_SCO_SCUMII	SMS_Marine_CSL_SCUMII	AET_Marine_SCO_SCUMII	AET_Marine_CSL_SCUMII							
PBDE-099						--	--	--	--	--	--
PBDE-100						--	--	--	--	--	--
PBDE-138						--	--	--	--	--	--
PBDE-153						--	--	--	--	--	--
PBDE-154						--	--	--	--	--	--
PBDE-183						--	--	--	--	--	--
PBDE-184						--	--	--	--	--	--
PBDE-191						--	--	--	--	--	--
PBDE-209						--	--	--	--	--	--
Total Petroleum Hydrocarbons (mg/kg)											
Diesel range hydrocarbons						--	--	**9 J**	--	10 U	--
Gasoline range hydrocarbons						--	--	10 U	--	10 U	--
Lube oil						--	--	10 U	--	10 U	--
Oil and grease						--	--	--	**409.026798**	--	--
Pharmaceuticals and Personal Care Products (µg/kg)											
Bisphenol a						--	--	--	--	--	--
Caffeine						--	--	270 UJ	--	210 U	--
Triclosan						--	--	--	--	--	--

Table C-11
Sediment Data for Chelan Ave. RS Overflow

					Distance to CSO (ft)	317	360	466	466	486	512
					Location ID	HIRIPH2W-07	EBCHEMWW-04	PSAMP_SP-159	PSAMP_SP-159	HIRIPH2W-10	HIRIPH2W-03
					Area	DuwamishRiver	DuwamishRiver	DuwamishRiver	DuwamishRiver	DuwamishRiver	DuwamishRiver
					CSO	Chelan Ave. RS	Chelan Ave. RS	Chelan Ave. RS	Chelan Ave. RS	Chelan Ave. RS	Chelan Ave. RS
					Task	HIRIPH2	EBCHEM	PSAMP_SP	PSAMP_SP	HIRIPH2	HIRIPH2
					Sample ID	W-07_19911011	WW-04_19851001	0906029-12	09-28077-PX55P	W-10_19911011	W-03_19911011
					Sample Date	10/11/1991	10/01/1985	06/05/2009	06/05/2009	10/11/1991	10/11/1991
					Depth	0 - 0.02 m		0 - 3 cm	0 - 3 cm	0 - 0.02 m	0 - 0.02 m
	SMS_Marine_SCO_SCUMII	SMS_Marine_CSL_SCUMII	AET_Marine_SCO_SCUMII	AET_Marine_CSL_SCUMII							
Conventional Parameters (ppt)											
Salinity						--	--	--	--	--	--
Conventional Parameters (mg/kg)											
Acid volatile sulfide						**8.1 J**	--	--	--	**12 J**	--
Ammonia						--	--	--	--	--	--
Ammonia as nitrogen						--	--	--	--	--	--
Cyanide						0.5 U	--	--	--	0.37 U	0.33 U
Nitrogen, total (nitrate, nitrite, Kjeldahl) (calculated)						--	**510**	--	--	--	--
Sulfide						--	**232**	--	--	--	--
Conventional Parameters (pct)											
Moisture (water) content						--	--	--	--	--	--
Total organic carbon						**7.1 J**	**1 J**	**2.05**	--	**0.44 J**	**1.1 J**
Total solids						--	**65.9**	**41.9**	--	--	--
Total solids (preserved)						--	--	--	--	--	--
Total volatile solids						--	**3.48**	--	--	--	--
Conventional Parameters (su)											
pH						--	--	--	--	--	--
Grain Size (pct)											
Pebble						--	--	--	--	--	--
Gravel						--	--	--	**0.3**	--	--
Granule (very fine gravel)						--	--	--	--	--	--
Sand						**19**	**78.9**	--	**38**	**61**	**83**
Sand, very coarse						--	--	--	--	--	--
Sand, coarse						--	--	--	--	--	--
Sand, medium						--	--	--	--	--	--
Sand, fine						--	--	--	--	--	--
Sand, very fine						--	--	--	--	--	--
Silt						**54**	**4.1**	--	**38.8**	**24**	**7**
Silt, coarse						--	--	--	--	--	--
Silt, medium						--	--	--	--	--	--
Silt, fine						--	--	--	--	--	--
Silt, very fine						--	--	--	--	--	--
Clay						**27**	**10.8**	--	**22.9**	**15**	**11**

Table C-11
Sediment Data for Chelan Ave. RS Overflow

					Distance to CSO (ft)	317	360	466	466	486	512
					Location ID	HIRIPH2W-07	EBCHEMWW-04	PSAMP_SP-159	PSAMP_SP-159	HIRIPH2W-10	HIRIPH2W-03
					Area	DuwamishRiver	DuwamishRiver	DuwamishRiver	DuwamishRiver	DuwamishRiver	DuwamishRiver
					CSO	Chelan Ave. RS	Chelan Ave. RS	Chelan Ave. RS	Chelan Ave. RS	Chelan Ave. RS	Chelan Ave. RS
					Task	HIRIPH2	EBCHEM	PSAMP_SP	PSAMP_SP	HIRIPH2	HIRIPH2
					Sample ID	W-07_19911011	WW-04_19851001	0906029-12	09-28077-PX55P	W-10_19911011	W-03_19911011
					Sample Date	10/11/1991	10/01/1985	06/05/2009	06/05/2009	10/11/1991	10/11/1991
					Depth	0 - 0.02 m		0 - 3 cm	0 - 3 cm	0 - 0.02 m	0 - 0.02 m
	SMS_Marine_SCO_SCUMII	SMS_Marine_CSL_SCUMII	AET_Marine_SCO_SCUMII	AET_Marine_CSL_SCUMII							
Clay, coarse						--	--	--	--	--	--
Clay, medium						--	--	--	--	--	--
Clay, fine						--	--	--	--	--	--
Metals (mg/kg)											
Aluminum						**36700 J**	--	--	--	**29100 J**	**19600 J**
Antimony						--	**10.2**	--	--	--	--
Arsenic	57	93	57	93		**4 J**	**7.9**	**10.7**	--	**14.9**	**5.2 J**
Barium						**167**	--	--	--	**171**	**92.8**
Beryllium						0.01 UJ	--	--	--	0.01 UJ	0.01 UJ
Cadmium	5.1	6.7	5.1	6.7		**7.1**	**0.45**	**0.17**	--	**6.1**	**4.6**
Calcium						**8570**	--	--	--	**10500**	**13100**
Chromium	260	270	260	270		**43.4 J**	**66 J**	**28.9**	--	**40.5 J**	**32.3 J**
Chromium VI						0.01 UJ	--	--	--	0.01 UJ	0.01 UJ
Cobalt						**12.5**	--	--	--	**10.8**	**9.1**
Copper	390	390	390	390		**95.9**	**96**	**63.9**	--	**97.2**	**85.5**
Iron						**34500**	**44500**	--	--	**29200**	**23000**
Lead	450	530	450	530		**43.5**	**119**	**28.9**	--	**56**	**40.8**
Magnesium						**8890**	--	--	--	**7250**	**6170**
Manganese						**364**	**742 J**	--	--	**304**	**217**
Mercury	0.41	0.59	0.41	0.59		**0.15 J**	**0.285 J**	**0.238**	--	**0.67 J**	**0.34 J**
Molybdenum						--	--	--	--	--	--
Nickel						**13.4**	**24.8**	**20.4**	--	**11**	**5.5**
Potassium						**4700 J**	--	--	--	**3140 J**	**1560 J**
Selenium						--	0.11 U	**1.12**	--	**3.5 J**	--
Silver	6.1	6.1	6.1	6.1		--	**0.59 J**	**0.27**	--	--	--
Sodium						**11200 J**	--	--	--	**10200 J**	**10800 J**
Thallium						**0.14**	--	--	--	**0.13**	0.06 UJ
Tin						--	--	**1.84**	--	--	--
Vanadium						**79.5**	--	--	--	**73.2**	**72.4**
Zinc	410	960	410	960		**132**	**159 J**	**90.3**	--	**131**	**77.7**
Organometallic Compounds (porewater) (µg/L)											
Butyltin (n-Butyltin)						--	--	--	--	--	--
Dibutyltin (ion)						--	--	--	--	--	--

Table C-11
Sediment Data for Chelan Ave. RS Overflow

					Distance to CSO (ft)	317	360	466	466	486	512
					Location ID	HIRIPH2W-07	EBCHEMWW-04	PSAMP_SP-159	PSAMP_SP-159	HIRIPH2W-10	HIRIPH2W-03
					Area	DuwamishRiver	DuwamishRiver	DuwamishRiver	DuwamishRiver	DuwamishRiver	DuwamishRiver
					CSO	Chelan Ave. RS	Chelan Ave. RS	Chelan Ave. RS	Chelan Ave. RS	Chelan Ave. RS	Chelan Ave. RS
					Task	HIRIPH2	EBCHEM	PSAMP_SP	PSAMP_SP	HIRIPH2	HIRIPH2
					Sample ID	W-07_19911011	WW-04_19851001	0906029-12	09-28077-PX55P	W-10_19911011	W-03_19911011
					Sample Date	10/11/1991	10/01/1985	06/05/2009	06/05/2009	10/11/1991	10/11/1991
					Depth	0 - 0.02 m		0 - 3 cm	0 - 3 cm	0 - 0.02 m	0 - 0.02 m
	SMS_Marine_SCO_SCUMII	SMS_Marine_CSL_SCUMII	AET_Marine_SCO_SCUMII	AET_Marine_CSL_SCUMII							
Tributyltin (ion)						--	--	--	--	--	--
Organometallic Compounds (µg/kg)											
Butyltin (n-Butyltin)						--	--	--	--	--	--
Dibutyltin (ion)						--	--	--	--	--	--
Tributyltin						**1100 J**	--	--	--	**730 J**	**190 J**
Tributyltin (ion)						--	--	--	--	--	--
Volatile Organics (mg/kg-OC)											
Hexachlorobutadiene (Hexachloro-1,3-butadiene)	3.9	6.2				14 UJ	19 U	--	--	320 UJ	48 UJ
Volatile Organics (µg/kg)											
1,1,2,2-Tetrachloroethane						--	--	--	--	--	--
1,1,2-Trichloroethane						--	--	--	--	--	--
1,1-Dichloroethane						--	--	--	--	--	--
1,1-Dichloroethene						--	--	--	--	--	--
1,1-Dichloroethene						--	--	--	--	--	--
1,2-Dichloroethane						--	--	--	--	--	--
1,2-Dichloroethene						--	--	--	--	--	--
1,2-Dichloropropane						--	--	--	--	--	--
1,3-Dichloropropene, cis-						--	--	--	--	--	--
1,3-Dichloropropene, trans-						--	--	--	--	--	--
2-Butanone, 3-methoxy-3-methyl						--	--	--	--	--	--
2-Chloroethylvinyl ether						--	--	--	--	--	--
4-Nonylphenol						--	--	19 UJ	--	--	--
Acrolein						--	--	--	--	--	--
Acrylonitrile						--	--	--	--	--	--
Benzene						--	--	--	--	--	--
Bromodichloromethane						--	--	--	--	--	--
Bromoform (Tribromomethane)						--	--	--	--	--	--
Bromomethane (Methyl bromide)						--	--	--	--	--	--
Carbon tetrachloride (Tetrachloromethane)						--	--	--	--	--	--
Chlorobenzene						--	--	--	--	--	--
Chloroethane						--	--	--	--	--	--
Chloroform						--	--	--	--	--	--
Chloromethane						--	--	--	--	--	--
Chloroprene						--	190 U	--	--	--	--

Table C-11
Sediment Data for Chelan Ave. RS Overflow

					Distance to CSO (ft)	317	360	466	466	486	512
					Location ID	HIRIPH2W-07	EBCHEMWW-04	PSAMP_SP-159	PSAMP_SP-159	HIRIPH2W-10	HIRIPH2W-03
					Area	DuwamishRiver	DuwamishRiver	DuwamishRiver	DuwamishRiver	DuwamishRiver	DuwamishRiver
					CSO	Chelan Ave. RS	Chelan Ave. RS	Chelan Ave. RS	Chelan Ave. RS	Chelan Ave. RS	Chelan Ave. RS
					Task	HIRIPH2	EBCHEM	PSAMP_SP	PSAMP_SP	HIRIPH2	HIRIPH2
					Sample ID	W-07_19911011	WW-04_19851001	0906029-12	09-28077-PX55P	W-10_19911011	W-03_19911011
					Sample Date	10/11/1991	10/01/1985	06/05/2009	06/05/2009	10/11/1991	10/11/1991
					Depth	0 - 0.02 m		0 - 3 cm	0 - 3 cm	0 - 0.02 m	0 - 0.02 m
	SMS_Marine_SCO_SCUMII	SMS_Marine_CSL_SCUMII	AET_Marine_SCO_SCUMII	AET_Marine_CSL_SCUMII							
Dibromochloromethane						--	--	--	--	--	--
Ethylbenzene						--	--	--	--	--	--
Hexachlorobutadiene (Hexachloro-1,3-butadiene)			11	120		960 UJ	190 U	--	--	1400 UJ	530 UJ
o-Xylene						--	--	--	--	--	--
Tetrachloroethene (PCE)						--	--	--	--	--	--
Toluene						--	--	--	--	--	--
Trichloroethene (TCE)						--	--	--	--	--	--
Vinyl chloride						--	--	--	--	--	--
Semivolatile Organics (mg/kg-OC)											
1,2,4-Trichlorobenzene	0.81	1.8				14 UJ	4.2 U	0.45 U	--	320 UJ	48 UJ
1,2-Dichlorobenzene	2.3	2.3				14 UJ	2.2 U	0.45 U	--	320 UJ	48 UJ
1,4-Dichlorobenzene	3.1	9				14 UJ	**9 J**	0.45 U	--	320 UJ	48 UJ
2-Methylnaphthalene	38	64				--	--	**2.08**	--	--	--
Acenaphthene	16	57				--	--	**1.45**	--	--	--
Acenaphthylene	66	66				--	--	**2.46**	--	--	--
Anthracene	220	1200				--	--	**9.37**	--	--	--
Benzo(a)anthracene	110	270				--	--	**14.7**	--	--	--
Benzo(a)pyrene	99	210				--	--	**17.8**	--	--	--
Benzo(b)fluoranthene						--	--	**26.6**	--	--	--
Benzo(b,j,k)fluoranthenes						--	--	--	--	--	--
Benzo(g,h,i)perylene	31	78				--	--	**11.4**	--	--	--
Benzo(k)fluoranthene						--	--	**9.41**	--	--	--
bis(2-Ethylhexyl)phthalate	47	78				**4 J**	--	**14**	--	**34 J**	**44 J**
Butylbenzyl phthalate	4.9	64				**0.73 J**	0.18 U	1.8 U	--	320 UJ	48 UJ
Chrysene	110	460				--	--	**22**	--	--	--
Dibenzo(a,h)anthracene	12	33				--	--	**2.92**	--	--	--
Dibenzofuran	15	58				--	--	**2.8**	--	--	--
Diethyl phthalate	61	110				14 UJ	--	4.5 U	--	320 UJ	48 U
Dimethyl phthalate	53	53				14 UJ	0.34 U	0.45 U	--	320 UJ	48 UJ
Di-n-butyl phthalate	220	1700				14 UJ	--	1.3 UJ	--	320 UJ	48 UJ
Di-n-octyl phthalate	58	4500				14 UJ	**2.9 J**	1.8 U	--	320 UJ	48 UJ
Fluoranthene	160	1200				--	--	**26.3**	--	--	--
Fluorene	23	79				--	--	**2.85**	--	--	--

Table C-11
Sediment Data for Chelan Ave. RS Overflow

					Distance to CSO (ft)	317	360	466	466	486	512
					Location ID	HIRIPH2W-07	EBCHEMWW-04	PSAMP_SP-159	PSAMP_SP-159	HIRIPH2W-10	HIRIPH2W-03
					Area	DuwamishRiver	DuwamishRiver	DuwamishRiver	DuwamishRiver	DuwamishRiver	DuwamishRiver
					CSO	Chelan Ave. RS	Chelan Ave. RS	Chelan Ave. RS	Chelan Ave. RS	Chelan Ave. RS	Chelan Ave. RS
					Task	HIRIPH2	EBCHEM	PSAMP_SP	PSAMP_SP	HIRIPH2	HIRIPH2
					Sample ID	W-07_19911011	WW-04_19851001	0906029-12	09-28077-PX55P	W-10_19911011	W-03_19911011
					Sample Date	10/11/1991	10/01/1985	06/05/2009	06/05/2009	10/11/1991	10/11/1991
					Depth	0 - 0.02 m		0 - 3 cm	0 - 3 cm	0 - 0.02 m	0 - 0.02 m
	SMS_Marine_SCO_SCUMII	SMS_Marine_CSL_SCUMII	AET_Marine_SCO_SCUMII	AET_Marine_CSL_SCUMII							
Hexachlorobenzene	0.38	2.3				14 UJ	16 U	0.45 UJ	--	320 UJ	48 UJ
Hexachlorobutadiene (Hexachloro-1,3-butadiene)	3.9	6.2				--	--	0.45 U	--	--	--
Indeno(1,2,3-c,d)pyrene	34	88				--	--	**12.9**	--	--	--
Naphthalene	99	170				--	--	**8.68 J**	--	--	--
n-Nitrosodiphenylamine	11	11				14 UJ	--	--	--	320 UJ	48 UJ
Phenanthrene	100	480				--	--	**14**	--	--	--
Pyrene	1000	1400				--	--	**25.9**	--	--	--
Total Benzofluoranthenes (lab reported total)	230	450				--	--	--	--	--	--
Total Benzofluoranthenes (b,j,k) (U = 0)	230	450				--	--	**36**	--	--	--
Total cPAH TEQ (7 minimum CAEPA 2005) (U = 0)						--	--	**25**	--	--	--
Total HPAH (SMS) (U = 0)	960	5300				--	--	**170**	--	--	--
Total LPAH (SMS) (U = 0)	370	780				--	--	**38.8 J**	--	--	--
Semivolatile Organics (µg/kg)											
1,2,4-Trichlorobenzene			31	51		960 UJ	42 U	9.3 U	--	1400 UJ	530 UJ
1,2-Dichlorobenzene			35	50		960 UJ	22 U	9.3 U	--	1400 UJ	530 UJ
1,2-Diphenylhydrazine						--	--	--	--	--	--
1,3-Dichlorobenzene						960 UJ	43 U	9.3 U	--	1400 UJ	530 UJ
1,4-Dichlorobenzene			110	110		960 UJ	**90 J**	9.3 U	--	1400 UJ	530 UJ
1-Methylnaphthalene						--	--	**34.1**	--	--	--
2,2'-Oxybis (1-chloropropane)						960 UJ	--	--	--	1400 UJ	530 UJ
2,4,5-Trichlorophenol						2400 UJ	21 U	--	--	3500 UJ	1300 UJ
2,4,6-Trichlorophenol						960 UJ	12 U	--	--	1400 UJ	530 UJ
2,4-Dichlorophenol						960 UJ	11 U	--	--	1400 UJ	530 UJ
2,4-Dimethylphenol	29	29	29	29		960 UJ	3.2 U	--	--	1400 UJ	530 UJ
2,4-Dinitrophenol						2400 UJ	--	--	--	3500 UJ	1300 UJ
2,4-Dinitrotoluene						960 UJ	--	--	--	1400 UJ	530 U
2,6-Dinitrotoluene						960 UJ	--	--	--	1400 UJ	530 UJ
2-Chloronaphthalene						960 UJ	4.8 U	2.54 UJ	--	1400 UJ	530 UJ
2-Chlorophenol						960 UJ	2.8 U	--	--	1400 UJ	530 UJ
2-Methylnaphthalene			670	670		--	--	**42.6**	--	--	--
2-Methylphenol (o-Cresol)	63	63	63	63		960 UJ	3.2 U	**15 J**	--	1400 UJ	530 UJ
2-Nitroaniline						2400 UJ	--	--	--	3500 UJ	1300 UJ
2-Nitrophenol						960 UJ	--	--	--	1400 UJ	530 UJ

Table C-11
Sediment Data for Chelan Ave. RS Overflow

					Distance to CSO (ft)	317	360	466	466	486	512
					Location ID	HIRIPH2W-07	EBCHEMWW-04	PSAMP_SP-159	PSAMP_SP-159	HIRIPH2W-10	HIRIPH2W-03
					Area	DuwamishRiver	DuwamishRiver	DuwamishRiver	DuwamishRiver	DuwamishRiver	DuwamishRiver
					CSO	Chelan Ave. RS	Chelan Ave. RS	Chelan Ave. RS	Chelan Ave. RS	Chelan Ave. RS	Chelan Ave. RS
					Task	HIRIPH2	EBCHEM	PSAMP_SP	PSAMP_SP	HIRIPH2	HIRIPH2
					Sample ID	W-07_19911011	WW-04_19851001	0906029-12	09-28077-PX55P	W-10_19911011	W-03_19911011
					Sample Date	10/11/1991	10/01/1985	06/05/2009	06/05/2009	10/11/1991	10/11/1991
					Depth	0 - 0.02 m		0 - 3 cm	0 - 3 cm	0 - 0.02 m	0 - 0.02 m
	SMS_Marine_SCO_SCUMII	SMS_Marine_CSL_SCUMII	AET_Marine_SCO_SCUMII	AET_Marine_CSL_SCUMII							
3,3'-Dichlorobenzidine						960 UJ	--	--	--	1400 UJ	530 UJ
3-Methylphenanthrene						--	**46 J**	--	--	--	--
3-Nitroaniline						2400 UJ	--	--	--	3500 UJ	1300 UJ
4-Bromophenyl-phenyl ether						960 UJ	--	--	--	1400 UJ	530 UJ
4-Chloro-3-methylphenol						--	7.3 U	--	--	--	530 UJ
4-Chloroaniline						960 UJ	--	--	--	1400 UJ	530 UJ
4-Chlorophenyl phenyl ether						960 UJ	--	--	--	1400 UJ	530 U
4-Methylphenol (p-Cresol)	670	670	670	670		960 UJ	**31 J**	**29**	--	1400 UJ	530 UJ
4-Nitroaniline						2400 UJ	--	--	--	3500 UJ	1300 UJ
4-Nitrophenol						2400 UJ	--	--	--	3500 UJ	1300 UJ
Acenaphthene			500	500		--	--	**29.7**	--	--	--
Acenaphthylene			1300	1300		--	--	**50.5**	--	--	--
Aniline						--	--	--	--	--	--
Anthracene			960	960		--	--	**192**	--	--	--
Benzidine						--	--	--	--	--	--
Benzo(a)anthracene			1300	1600		--	--	**302**	--	--	--
Benzo(a)pyrene			1600	1600		--	--	**364**	--	--	--
Benzo(b)fluoranthene						--	--	**546**	--	--	--
Benzo(b,j,k)fluoranthenes						--	--	--	--	--	--
Benzo(e)pyrene						--	--	**292**	--	--	--
Benzo(g,h,i)perylene			670	720		--	--	**234**	--	--	--
Benzo(k)fluoranthene						--	--	**193**	--	--	--
Benzoic acid	650	650	650	650		--	26 U	**240 J**	--	--	--
Benzyl alcohol	57	73	57	73		--	95 U	93 UJ	--	--	--
Biphenyl (1,1'-Biphenyl)						--	**310 J**	**18.5 J**	--	--	--
bis(2-Chloroethoxy)methane						960 UJ	--	--	--	1400 UJ	530 UJ
bis(2-Chloroethyl)ether						960 UJ	--	--	--	1400 UJ	530 UJ
bis(2-Ethylhexyl)phthalate			1300	3100		**300 J**	--	**290**	--	**150 J**	**480 J**
Butylbenzyl phthalate			63	900		**52 J**	1.8 U	37 U	--	1400 UJ	530 UJ
Carbazole						--	--	**36.6**	--	--	--
Chlorinated Benzenes						--	**90 J**	--	--	--	--
Cholesterol						--	--	**6400 J**	--	--	--
Chrysene			1400	2800		--	--	**460**	--	--	--

Table C-11
Sediment Data for Chelan Ave. RS Overflow

					Distance to CSO (ft)	317	360	466	466	486	512
					Location ID	HIRIPH2W-07	EBCHEMWW-04	PSAMP_SP-159	PSAMP_SP-159	HIRIPH2W-10	HIRIPH2W-03
					Area	DuwamishRiver	DuwamishRiver	DuwamishRiver	DuwamishRiver	DuwamishRiver	DuwamishRiver
					CSO	Chelan Ave. RS	Chelan Ave. RS	Chelan Ave. RS	Chelan Ave. RS	Chelan Ave. RS	Chelan Ave. RS
					Task	HIRIPH2	EBCHEM	PSAMP_SP	PSAMP_SP	HIRIPH2	HIRIPH2
					Sample ID	W-07_19911011	WW-04_19851001	0906029-12	09-28077-PX55P	W-10_19911011	W-03_19911011
					Sample Date	10/11/1991	10/01/1985	06/05/2009	06/05/2009	10/11/1991	10/11/1991
					Depth	0 - 0.02 m		0 - 3 cm	0 - 3 cm	0 - 0.02 m	0 - 0.02 m
	SMS_Marine_SCO_SCUMII	SMS_Marine_CSL_SCUMII	AET_Marine_SCO_SCUMII	AET_Marine_CSL_SCUMII							
Coprostanol (Cholestan-3-ol (3B, 5B))						--	--	190 UJ	--	--	530 UJ
Dibenzo(a,h)anthracene			230	230		--	--	**59.9**	--	--	--
Dibenzofuran			540	540		--	--	**57.5**	--	--	--
Diethyl phthalate			200	1200		960 UJ	--	93 U	--	1400 UJ	530 U
Dimethyl phthalate			71	160		960 UJ	3.4 U	9.3 U	--	1400 UJ	530 UJ
Di-n-butyl phthalate			1400	1400		960 UJ	--	26 UJ	--	1400 UJ	530 UJ
Dinitro-o-cresol (4,6-Dinitro-2-methylphenol)						2400 UJ	--	--	--	3500 UJ	1300 UJ
Di-n-octyl phthalate			6200	6200		960 UJ	**29 J**	37 U	--	1400 UJ	530 UJ
Fluoranthene			1700	2500		--	--	**539**	--	--	--
Fluorene			540	540		--	--	**58.5**	--	--	--
Hexachlorobenzene			22	70		960 UJ	160 U	9.3 UJ	--	1400 UJ	530 UJ
Hexachlorobutadiene (Hexachloro-1,3-butadiene)			11	120		--	--	9.3 U	--	--	--
Hexachlorocyclopentadiene						960 UJ	--	--	--	1400 UJ	530 UJ
Hexachloroethane						960 UJ	--	--	--	1400 UJ	530 UJ
Indeno(1,2,3-c,d)pyrene			600	690		--	--	**264**	--	--	--
Isophorone						960 UJ	5.2 U	9.3 U	--	1400 UJ	530 UJ
Naphthalene			2100	2100		--	--	**178 J**	--	--	--
Nitrobenzene						--	--	--	--	--	530 UJ
n-Nitrosodimethylamine						--	--	--	--	--	--
n-Nitrosodi-n-propylamine						960 UJ	--	--	--	1400 UJ	530 UJ
n-Nitrosodiphenylamine			28	40		960 UJ	--	--	--	1400 UJ	530 UJ
Pentachlorophenol	360	690	360	690		--	2700 U	93 UJ	--	--	1300 UJ
Perylene						--	--	**211**	--	--	--
Phenanthrene			1500	1500		--	--	**287**	--	--	--
Phenol	420	1200	420	1200		**88 J**	**16 J**	**1200**	--	**360 J**	**260 J**
Pyrene			2600	3300		--	--	**531**	--	--	--
Total Benzofluoranthenes (lab reported total)			3200	3600		--	--	--	--	--	--
Triethyl citrate						--	--	9.3 UJ	--	--	--
Tris(2-chloroethyl) phosphate (TCEP)						--	--	9.3 U	--	--	--
Total Benzofluoranthenes (b,j,k) (U = 0)			3200	3600		--	--	**739**	--	--	--
Total cPAH TEQ (7 minimum CAEPA 2005) (U = 0)						--	--	**510**	--	--	--
Total HPAH (SMS) (U = 0)			12000	17000		--	--	**3500**	--	--	--
Total LPAH (SMS) (U = 0)			5200	5200		--	--	**796 J**	--	--	--

Table C-11
Sediment Data for Chelan Ave. RS Overflow

				Distance to CSO (ft)	317	360	466	466	486	512
				Location ID	HIRIPH2W-07	EBCHEMWW-04	PSAMP_SP-159	PSAMP_SP-159	HIRIPH2W-10	HIRIPH2W-03
				Area	DuwamishRiver	DuwamishRiver	DuwamishRiver	DuwamishRiver	DuwamishRiver	DuwamishRiver
				CSO	Chelan Ave. RS	Chelan Ave. RS	Chelan Ave. RS	Chelan Ave. RS	Chelan Ave. RS	Chelan Ave. RS
				Task	HIRIPH2	EBCHEM	PSAMP_SP	PSAMP_SP	HIRIPH2	HIRIPH2
				Sample ID	W-07_19911011	WW-04_19851001	0906029-12	09-28077-PX55P	W-10_19911011	W-03_19911011
				Sample Date	10/11/1991	10/01/1985	06/05/2009	06/05/2009	10/11/1991	10/11/1991
				Depth	0 - 0.02 m		0 - 3 cm	0 - 3 cm	0 - 0.02 m	0 - 0.02 m
	SMS_Marine_SCO_SCUMII	SMS_Marine_CSL_SCUMII	AET_Marine_SCO_SCUMII	AET_Marine_CSL_SCUMII						
Polycyclic Aromatic Hydrocarbons (mg/kg-OC)										
2-Methylnaphthalene	38	64			**0.49 J**	**29 J**	--	--	**8.9 J**	**3.5 J**
Acenaphthene	16	57			**1.4 J**	**200 J**	--	--	**7.3 J**	**10 J**
Acenaphthylene	66	66			14 UJ	**29 J**	--	--	320 UJ	48 UJ
Anthracene	220	1200			**8.6 J**	**200 J**	--	--	**180 J**	**17 J**
Benzo(a)anthracene	110	270			**12 J**	**240 J**	--	--	**200 J**	**45 J**
Benzo(a)pyrene	99	210			**7.3 J**	**140 J**	--	--	**98 J**	**40 J**
Benzo(b)fluoranthene					**10 J**	29 U	--	--	**130 J**	**42 J**
Benzo(g,h,i)perylene	31	78			14 UJ	**58 J**	--	--	320 UJ	**14 J**
Benzo(j)fluoranthene					--	--	--	--	--	--
Benzo(k)fluoranthene					**10 J**	**240 J**	--	--	**130 J**	**42 J**
Chrysene	110	460			**15 J**	**410 J**	--	--	**250 J**	**48 J**
Dibenzo(a,h)anthracene	12	33			14 UJ	**47 J**	--	--	320 UJ	48 UJ
Dibenzofuran	15	58			**1 J**	**170 J**	--	--	**13 J**	**6.1 J**
Fluoranthene	160	1200			**32 J**	**3000 J**	--	--	**590 J**	**120 J**
Fluorene	23	79			**2.7 J**	**360 J**	--	--	**32 J**	**7.6 J**
Indeno(1,2,3-c,d)pyrene	34	88			**2 J**	**88 J**	--	--	320 UJ	**14 J**
Naphthalene	99	170			**0.38 J**	**38 J**	--	--	**5.5 J**	**1.5 J**
Phenanthrene	100	480			**15 J**	**690 J**	--	--	**180 J**	**62 J**
Pyrene	1000	1400			**17 J**	**1000 J**	--	--	**340 J**	**59 J**
Total Benzofluoranthenes (b,j,k) (U = 0)	230	450			**20 J**	**240 J**	--	--	**250 J**	**84 J**
Total cPAH TEQ (7 minimum CAEPA 2005) (U = 0)					**10 J**	**210 J**	--	--	**150 J**	**50 J**
Total HPAH (SMS) (U = 0)	960	5300			**100 J**	**5000 J**	--	--	**1700 J**	**400 J**
Total LPAH (SMS) (U = 0)	370	780			**29 J**	**2000 J**	--	--	**400 J**	**98 J**
Polycyclic Aromatic Hydrocarbons (µg/kg)										
1-Methylnaphthalene					--	--	--	--	--	--
1-Methylphenanthrene					--	**480 J**	--	--	--	--
2,3,5-Trimethylnaphthalene (1,6,7-Trimethylnaphthalene)					--	--	**16.6**	--	--	--
2,6-Dimethylnaphthalene					--	--	**36.4**	--	--	--
2-Methylnaphthalene			670	670	**35 J**	**290 J**	--	--	**39 J**	**39 J**
2-Methylphenanthrene					--	**790 J**	**86**	--	--	--
Acenaphthene			500	500	**97 J**	**2000 J**	--	--	**32 J**	**110 J**
Acenaphthylene			1300	1300	960 UJ	**290 J**	--	--	1400 UJ	530 UJ

Table C-11
Sediment Data for Chelan Ave. RS Overflow

					Distance to CSO (ft)	317	360	466	466	486	512
					Location ID	HIRIPH2W-07	EBCHEMWW-04	PSAMP_SP-159	PSAMP_SP-159	HIRIPH2W-10	HIRIPH2W-03
					Area	DuwamishRiver	DuwamishRiver	DuwamishRiver	DuwamishRiver	DuwamishRiver	DuwamishRiver
					CSO	Chelan Ave. RS	Chelan Ave. RS	Chelan Ave. RS	Chelan Ave. RS	Chelan Ave. RS	Chelan Ave. RS
					Task	HIRIPH2	EBCHEM	PSAMP_SP	PSAMP_SP	HIRIPH2	HIRIPH2
					Sample ID	W-07_19911011	WW-04_19851001	0906029-12	09-28077-PX55P	W-10_19911011	W-03_19911011
					Sample Date	10/11/1991	10/01/1985	06/05/2009	06/05/2009	10/11/1991	10/11/1991
					Depth	0 - 0.02 m		0 - 3 cm	0 - 3 cm	0 - 0.02 m	0 - 0.02 m
	SMS_Marine_SCO_SCUMII	SMS_Marine_CSL_SCUMII	AET_Marine_SCO_SCUMII	AET_Marine_CSL_SCUMII							
Anthracene			960	960		**610 J**	**2000 J**	--	--	**780 J**	**190 J**
Benzo(a)anthracene			1300	1600		**880 J**	**2400 J**	--	--	**880 J**	**490 J**
Benzo(a)pyrene			1600	1600		**520 J**	**1400 J**	--	--	**430 J**	**400 J**
Benzo(b)fluoranthene						**700 J**	290 U	--	--	**550 J**	**460 J**
Benzo(g,h,i)perylene			670	720		960 UJ	**580 J**	--	--	1400 UJ	**150 J**
Benzo(j)fluoranthene						--	--	--	--	--	--
Benzo(k)fluoranthene						**700 J**	**2400 J**	--	--	**550 J**	**460 J**
Carbazole						**170 J**	**350 J**	--	--	**170 J**	**120 J**
Chrysene			1400	2800		**1100 J**	**4100 J**	--	--	**1100 J**	**530 J**
Dibenzo(a,h)anthracene			230	230		960 UJ	**470 J**	--	--	1400 UJ	530 UJ
Dibenzofuran			540	540		**90 J**	**1700 J**	--	--	**56 J**	**67 J**
Dibenzothiophene						--	**950 J**	**21**	--	--	--
Fluoranthene			1700	2500		**2300 J**	**30000 J**	--	--	**2600 J**	**1300 J**
Fluorene			540	540		**190 J**	**3600 J**	--	--	**140 J**	**84 J**
Indeno(1,2,3-c,d)pyrene			600	690		**140 J**	**880 J**	--	--	1400 UJ	**150 J**
Naphthalene			2100	2100		**27 J**	**380 J**	--	--	**24 J**	**16 J**
Phenanthrene			1500	1500		**1100 J**	**6900 J**	--	--	**780 J**	**680 J**
Pyrene			2600	3300		**1200 J**	**10000 J**	--	--	**1500 J**	**650 J**
Retene						960 UJ	--	**89.3**	--	1400 UJ	530 UJ
Total Benzofluoranthenes (b,j,k) (U = 0)			3200	3600		**1400 J**	**2400 J**	--	--	**1100 J**	**920 J**
Total cPAH TEQ (7 minimum CAEPA 2005) (U = 0)						**770 J**	**2100 J**	--	--	**640 J**	**560 J**
Total HPAH (SMS) (U = 0)			12000	17000		**7500 J**	**52000 J**	--	--	**7600 J**	**4600 J**
Total LPAH (SMS) (U = 0)			5200	5200		**2000 J**	**15000 J**	--	--	**1800 J**	**1100 J**
Pesticides (mg/kg-OC)											
Hexachlorobenzene	0.38	2.3				--	--	--	--	--	--
Hexachlorobutadiene (Hexachloro-1,3-butadiene)	3.9	6.2				--	--	--	--	--	--
Pesticides (µg/kg)											
2,4'-DDD (o,p'-DDD)						--	--	0.51 U	--	--	--
2,4'-DDE (o,p'-DDE)						--	--	0.51 U	--	--	--
2,4'-DDT (o,p'-DDT)						--	--	0.51 U	--	--	--
4,4'-DDD (p,p'-DDD)						0.99 U	16 U	**1.7 J**	--	0.68 U	3 U
4,4'-DDE (p,p'-DDE)						0.99 U	13 U	1.5 UJ	--	0.68 U	3 U
4,4'-DDT (p,p'-DDT)						--	14 U	**2.2 J**	--	--	--

Table C-11
Sediment Data for Chelan Ave. RS Overflow

					Distance to CSO (ft)	317	360	466	466	486	512
					Location ID	HIRIPH2W-07	EBCHEMWW-04	PSAMP_SP-159	PSAMP_SP-159	HIRIPH2W-10	HIRIPH2W-03
					Area	DuwamishRiver	DuwamishRiver	DuwamishRiver	DuwamishRiver	DuwamishRiver	DuwamishRiver
					CSO	Chelan Ave. RS	Chelan Ave. RS	Chelan Ave. RS	Chelan Ave. RS	Chelan Ave. RS	Chelan Ave. RS
					Task	HIRIPH2	EBCHEM	PSAMP_SP	PSAMP_SP	HIRIPH2	HIRIPH2
					Sample ID	W-07_19911011	WW-04_19851001	0906029-12	09-28077-PX55P	W-10_19911011	W-03_19911011
					Sample Date	10/11/1991	10/01/1985	06/05/2009	06/05/2009	10/11/1991	10/11/1991
					Depth	0 - 0.02 m		0 - 3 cm	0 - 3 cm	0 - 0.02 m	0 - 0.02 m
	SMS_Marine_SCO_SCUMII	SMS_Marine_CSL_SCUMII	AET_Marine_SCO_SCUMII	AET_Marine_CSL_SCUMII							
Aldrin						0.49 U	12 U	0.51 U	--	0.34 U	1.5 U
Chlordane						--	190 U	--	--	--	--
Chlordane, alpha- (Chlordane, cis-)						4.9 U	--	0.51 U	--	3.4 U	**1.6 NJ**
Chlordane, beta- (Chlordane, trans-)						--	--	0.51 U	--	--	--
Chlordane, gamma-						4.9 U	--	--	--	3.4 U	**2.9 NJ**
Dieldrin						0.99 U	11 U	0.51 U	--	0.68 U	3 U
Endosulfan						--	--	--	--	--	--
Endosulfan sulfate						0.99 U	--	0.51 U	--	0.68 U	3 U
Endosulfan, alpha- (I)						0.49 U	--	0.51 U	--	0.34 U	1.5 U
Endosulfan, beta (II)						0.99 U	--	0.51 U	--	0.68 U	3 U
Endrin						0.99 U	15 U	0.51 U	--	0.68 U	3 U
Endrin aldehyde						0.99 U	20 U	0.51 UJ	--	0.68 U	3 U
Endrin ketone						0.99 U	--	0.51 U	--	0.68 U	3 U
Heptachlor						0.49 U	11 U	0.51 U	--	0.34 U	1.5 U
Heptachlor epoxide						0.49 U	--	0.51 U	--	0.34 U	1.5 U
Hexachlorobenzene			22	70		--	--	--	--	--	--
Hexachlorobutadiene (Hexachloro-1,3-butadiene)			11	120		--	--	--	--	--	--
Hexachlorocyclohexane (BHC), alpha-						0.49 U	7 U	--	--	0.34 U	1.5 U
Hexachlorocyclohexane (BHC), beta-						0.49 U	16 U	--	--	0.34 U	1.5 U
Hexachlorocyclohexane (BHC), delta-						0.49 U	9 U	--	--	0.34 U	1.5 U
Hexachlorocyclohexane (BHC), gamma- (Lindane)						0.49 U	8 U	0.51 U	--	0.34 U	1.5 U
Methoxychlor						4.9 U	--	--	--	3.4 U	15 U
Mirex						--	--	2 U	--	--	--
Nonachlor, cis-						--	--	--	--	--	--
Nonachlor, trans-						--	--	--	--	--	--
Oxychlordane						--	--	0.54 UJ	--	--	--
Total 2,4' and 4,4'-DDD,-DDE,-DDT (reported, not calculated)						--	**43 J**	--	--	--	7.6 U
Total 2,4' and 4,4'-DDT (Reported, not calculated)						0.99 U	--	--	--	0.68 U	**7.6 NJ**
Toxaphene						9.9 U	--	41 UJ	--	6.8 U	30 U
Dioxin Furans (ng/kg)											
2,3,7,8-Tetrachlorodibenzo-p-dioxin (TCDD)						--	--	--	--	--	--
1,2,3,7,8-Pentachlorodibenzo-p-dioxin (PeCDD)						--	--	--	--	--	--
1,2,3,4,7,8-Hexachlorodibenzo-p-dioxin (HxCDD)						--	--	--	--	--	--

Table C-11
Sediment Data for Chelan Ave. RS Overflow

				Distance to CSO (ft)	317	360	466	466	486	512
				Location ID	HIRIPH2W-07	EBCHEMWW-04	PSAMP_SP-159	PSAMP_SP-159	HIRIPH2W-10	HIRIPH2W-03
				Area	DuwamishRiver	DuwamishRiver	DuwamishRiver	DuwamishRiver	DuwamishRiver	DuwamishRiver
				CSO	Chelan Ave. RS	Chelan Ave. RS	Chelan Ave. RS	Chelan Ave. RS	Chelan Ave. RS	Chelan Ave. RS
				Task	HIRIPH2	EBCHEM	PSAMP_SP	PSAMP_SP	HIRIPH2	HIRIPH2
				Sample ID	W-07_19911011	WW-04_19851001	0906029-12	09-28077-PX55P	W-10_19911011	W-03_19911011
				Sample Date	10/11/1991	10/01/1985	06/05/2009	06/05/2009	10/11/1991	10/11/1991
				Depth	0 - 0.02 m		0 - 3 cm	0 - 3 cm	0 - 0.02 m	0 - 0.02 m
	SMS_Marine_SCO_SCUMII	SMS_Marine_CSL_SCUMII	AET_Marine_SCO_SCUMII	AET_Marine_CSL_SCUMII						
1,2,3,6,7,8-Hexachlorodibenzo-p-dioxin (HxCDD)					--	--	--	--	--	--
1,2,3,7,8,9-Hexachlorodibenzo-p-dioxin (HxCDD)					--	--	--	--	--	--
1,2,3,4,6,7,8-Heptachlorodibenzo-p-dioxin (HpCDD)					--	--	--	--	--	--
1,2,3,4,6,7,8,9-Octachlorodibenzo-p-dioxin (OCDD)					--	--	--	--	--	--
Total Tetrachlorodibenzo-p-dioxin (TCDD)					--	--	--	--	--	--
Total Pentachlorodibenzo-p-dioxin (PeCDD)					--	--	--	--	--	--
Total Hexachlorodibenzo-p-dioxin (HxCDD)					--	--	--	--	--	--
Total Heptachlorodibenzo-p-dioxin (HpCDD)					--	--	--	--	--	--
2,3,7,8-Tetrachlorodibenzofuran (TCDF)					--	--	--	--	--	--
1,2,3,7,8-Pentachlorodibenzofuran (PeCDF)					--	--	--	--	--	--
2,3,4,7,8-Pentachlorodibenzofuran (PeCDF)					--	--	--	--	--	--
1,2,3,4,7,8-Hexachlorodibenzofuran (HxCDF)					--	--	--	--	--	--
1,2,3,6,7,8-Hexachlorodibenzofuran (HxCDF)					--	--	--	--	--	--
1,2,3,4,7,8-Hexachlorodibenzofuran (HxCDF)					--	--	--	--	--	--
1,2,3,6,7,8-Hexachlorodibenzofuran (HxCDF)					--	--	--	--	--	--
1,2,3,7,8,9-Hexachlorodibenzofuran (HxCDF)					--	--	--	--	--	--
2,3,4,6,7,8-Hexachlorodibenzofuran (HxCDF)					--	--	--	--	--	--
1,2,3,4,6,7,8-Heptachlorodibenzofuran (HpCDF)					--	--	--	--	--	--
1,2,3,4,7,8,9-Heptachlorodibenzofuran (HpCDF)					--	--	--	--	--	--
1,2,3,4,6,7,8,9-Octachlorodibenzofuran (OCDF)					--	--	--	--	--	--
Total Tetrachlorodibenzofuran (TCDF)					--	--	--	--	--	--
Total Pentachlorodibenzofuran (PeCDF)					--	--	--	--	--	--
Total Hexachlorodibenzofuran (HxCDF)					--	--	--	--	--	--
Total Heptachlorodibenzofuran (HpCDF)					--	--	--	--	--	--
Dioxin Furans (mg/kg-OC)										
Total Dioxin/Furan TEQ 2005 (Mammal) (U = 0)					--	--	--	--	--	--
Dioxin Furans (ng/kg)										
Total Dioxin/Furan TEQ 2005 (Mammal) (U = 0)					--	--	--	--	--	--
PCB Aroclors (mg/kg-OC)										
Total PCB Aroclors (SMS Marine 2013) (U = 0)	12	65			**0.04 J**	--	**6 J**	--	**5**	3 U
PCB Aroclors (µg/kg)										
Aroclor 1016					4.9 U	--	11 UJ	--	3.4 U	15 U
Aroclor 1221					4.9 U	--	10 UJ	--	3.4 U	15 U
Aroclor 1232					4.9 U	--	20 UJ	--	3.4 U	15 U
Aroclor 1242					4.9 U	--	**16 J**	--	3.4 U	15 U

Table C-11
Sediment Data for Chelan Ave. RS Overflow

					Distance to CSO (ft)	317	360	466	466	486	512
					Location ID	HIRIPH2W-07	EBCHEMWW-04	PSAMP_SP-159	PSAMP_SP-159	HIRIPH2W-10	HIRIPH2W-03
					Area	DuwamishRiver	DuwamishRiver	DuwamishRiver	DuwamishRiver	DuwamishRiver	DuwamishRiver
					CSO	Chelan Ave. RS	Chelan Ave. RS	Chelan Ave. RS	Chelan Ave. RS	Chelan Ave. RS	Chelan Ave. RS
					Task	HIRIPH2	EBCHEM	PSAMP_SP	PSAMP_SP	HIRIPH2	HIRIPH2
					Sample ID	W-07_19911011	WW-04_19851001	0906029-12	09-28077-PX55P	W-10_19911011	W-03_19911011
					Sample Date	10/11/1991	10/01/1985	06/05/2009	06/05/2009	10/11/1991	10/11/1991
					Depth	0 - 0.02 m		0 - 3 cm	0 - 3 cm	0 - 0.02 m	0 - 0.02 m
	SMS_Marine_SCO_SCUMII	SMS_Marine_CSL_SCUMII	AET_Marine_SCO_SCUMII	AET_Marine_CSL_SCUMII							
Aroclor 1248						4.9 U	--	30 UJ	--	3.4 U	15 U
Aroclor 1254						**3 J**	--	**60**	--	**14**	30 U
Aroclor 1260						9.9 U	--	**40**	--	**9**	30 U
Aroclor 1262						--	--	32 UJ	--	--	--
Aroclor 1268						--	--	10 UJ	--	--	--
Total PCB Aroclors (SMS Marine 2013) (U = 0)			130	1000		**3 J**	--	**120 J**	--	**23**	30 U
PCB Congeners (ng/kg)											
PCB-008						--	--	**800 J**	--	--	--
PCB-018						--	--	**790**	--	--	--
PCB-028						--	--	**1600**	--	--	--
PCB-044						--	--	**1500**	--	--	--
PCB-052						--	--	**2400**	--	--	--
PCB-066						--	--	**1800 J**	--	--	--
PCB-077						--	--	**1900 J**	--	--	--
PCB-101						--	--	**4100**	--	--	--
PCB-105						--	--	**1700 J**	--	--	--
PCB-118						--	--	**4000**	--	--	--
PCB-126						--	--	510 U	--	--	--
PCB-128						--	--	**940 J**	--	--	--
PCB-138						--	--	**6200**	--	--	--
PCB-153						--	--	**5000**	--	--	--
PCB-169						--	--	510 U	--	--	--
PCB-170						--	--	**2200**	--	--	--
PCB-180						--	--	**3900**	--	--	--
PCB-187						--	--	**2600**	--	--	--
PCB-195						--	--	2000 U	--	--	--
PCB-206						--	--	**610**	--	--	--
PCB-209						--	--	510 U	--	--	--
Polybrominated diphenyl ethers (ng/kg)											
PBDE-047						--	--	**1100**	--	--	--
PBDE-049						--	--	410 U	--	--	--
PBDE-066						--	--	410 U	--	--	--
PBDE-071						--	--	410 U	--	--	--

Table C-11
Sediment Data for Chelan Ave. RS Overflow

					Distance to CSO (ft)	317	360	466	466	486	512
					Location ID	HIRIPH2W-07	EBCHEMWW-04	PSAMP_SP-159	PSAMP_SP-159	HIRIPH2W-10	HIRIPH2W-03
					Area	DuwamishRiver	DuwamishRiver	DuwamishRiver	DuwamishRiver	DuwamishRiver	DuwamishRiver
					CSO	Chelan Ave. RS	Chelan Ave. RS	Chelan Ave. RS	Chelan Ave. RS	Chelan Ave. RS	Chelan Ave. RS
					Task	HIRIPH2	EBCHEM	PSAMP_SP	PSAMP_SP	HIRIPH2	HIRIPH2
					Sample ID	W-07_19911011	WW-04_19851001	0906029-12	09-28077-PX55P	W-10_19911011	W-03_19911011
					Sample Date	10/11/1991	10/01/1985	06/05/2009	06/05/2009	10/11/1991	10/11/1991
					Depth	0 - 0.02 m		0 - 3 cm	0 - 3 cm	0 - 0.02 m	0 - 0.02 m
	SMS_Marine_SCO_SCUMII	SMS_Marine_CSL_SCUMII	AET_Marine_SCO_SCUMII	AET_Marine_CSL_SCUMII							
PBDE-099						--	--	**940**	--	--	--
PBDE-100						--	--	410 U	--	--	--
PBDE-138						--	--	810 U	--	--	--
PBDE-153						--	--	810 U	--	--	--
PBDE-154						--	--	810 U	--	--	--
PBDE-183						--	--	810 U	--	--	--
PBDE-184						--	--	810 U	--	--	--
PBDE-191						--	--	810 U	--	--	--
PBDE-209						--	--	**85000**	--	--	--
Total Petroleum Hydrocarbons (mg/kg)											
Diesel range hydrocarbons						**48 J**	--	--	--	10 U	10 U
Gasoline range hydrocarbons						10 U	--	--	--	10 U	10 U
Lube oil						10 U	--	--	--	10 U	10 U
Oil and grease						--	**541**	--	--	--	--
Pharmaceuticals and Personal Care Products (µg/kg)											
Bisphenol a						--	--	**97 J**	--	--	--
Caffeine						960 UJ	--	9.3 UJ	--	1400 UJ	530 UJ
Triclosan						--	--	9.3 UJ	--	--	--

Table C-11
Sediment Data for Chelan Ave. RS Overflow

				Distance to CSO (ft)	572	584	709	709	711
				Location ID	EBCHEMWW-08	EBCHEMWW-03	DUWSU12_LDW01	DUWSU12_LDW01	EPA82837A
				Area	DuwamishRiver	DuwamishRiver	DuwamishRiver	DuwamishRiver	DuwamishRiver
				CSO	Chelan Ave. RS	Chelan Ave. RS	Chelan Ave. RS	Chelan Ave. RS	Chelan Ave. RS
				Task	EBCHEM	EBCHEM	DMMP-DUWSU-B-337-12	DMMP-DUWSU-B-337-12	EPA8283
				Sample ID	WW-08_19851001	WW-03_19851001	LDW01 0-3.4C 10172012	LDW01 Z 10172012	7A_19830727
				Sample Date	10/01/1985	10/01/1985	10/17/2012	10/17/2012	07/27/1983
				Depth			0 - 2.6 ft	2.6 - 4.6 ft	
	SMS_Marine_SCO_SCUMII	SMS_Marine_CSL_SCUMII	AET_Marine_SCO_SCUMII	AET_Marine_CSL_SCUMII					
Conventional Parameters (ppt)									
Salinity					--	--	--	--	--
Conventional Parameters (mg/kg)									
Acid volatile sulfide					--	--	--	--	--
Ammonia					--	--	--	--	--
Ammonia as nitrogen					--	--	**0.83**	**1.07**	--
Cyanide					--	--	--	--	--
Nitrogen, total (nitrate, nitrite, Kjeldahl) (calculated)					**1300**	**240**	--	--	--
Sulfide					**280**	**44**	**94.9**	**164**	--
Conventional Parameters (pct)									
Moisture (water) content					--	--	--	--	--
Total organic carbon					**2.03 J**	**0.72 J**	**1.33**	**0.695**	--
Total solids					**52.5**	**76.7**	**77**	**80.3**	--
Total solids (preserved)					--	--	**80.1**	**78.6**	--
Total volatile solids					**8.36**	**2.38**	**1.57**	**1.34**	--
Conventional Parameters (su)									
pH					--	--	--	--	--
Grain Size (pct)									
Pebble					--	--	--	--	--
Gravel					--	--	**4.6**	**5.9**	--
Granule (very fine gravel)					--	--	--	--	--
Sand					**41.5**	**87.8**	--	--	--
Sand, very coarse					--	--	**4.2**	**4.6**	--
Sand, coarse					--	--	**21.2**	**22.5**	--
Sand, medium					--	--	**48.2**	**47.2**	--
Sand, fine					--	--	**15.4**	**14.3**	--
Sand, very fine					--	--	**1.9**	**1.9**	--
Silt					**31.9**	**2.1**	--	--	--
Silt, coarse					--	--	**1**	3.6 U	--
Silt, medium					--	--	**0.4**	3.6 U	--
Silt, fine					--	--	**0.6**	3.6 U	--
Silt, very fine					--	--	**0.7**	3.6 U	--
Clay					**26.6**	**4.5**	--	--	--

Table C-11
Sediment Data for Chelan Ave. RS Overflow

					Distance to CSO (ft)	572	584	709	709	711
					Location ID	EBCHEMWW-08	EBCHEMWW-03	DUWSU12_LDW01	DUWSU12_LDW01	EPA82837A
					Area	DuwamishRiver	DuwamishRiver	DuwamishRiver	DuwamishRiver	DuwamishRiver
					CSO	Chelan Ave. RS	Chelan Ave. RS	Chelan Ave. RS	Chelan Ave. RS	Chelan Ave. RS
					Task	EBCHEM	EBCHEM	DMMP-DUWSU-B-337-12	DMMP-DUWSU-B-337-12	EPA8283
					Sample ID	WW-08_19851001	WW-03_19851001	LDW01 0-3.4C 10172012	LDW01 Z 10172012	7A_19830727
					Sample Date	10/01/1985	10/01/1985	10/17/2012	10/17/2012	07/27/1983
					Depth			0 - 2.6 ft	2.6 - 4.6 ft	
	SMS_Marine_SCO_SCUMII	SMS_Marine_CSL_SCUMII	AET_Marine_SCO_SCUMII	AET_Marine_CSL_SCUMII						
Clay, coarse						--	--	**0.4**	3.6 U	--
Clay, medium						--	--	**0.4**	3.6 U	--
Clay, fine						--	--	**1**	3.6 U	--
Metals (mg/kg)										
Aluminum						--	--	--	--	**15100**
Antimony						**53.8**	**4.73**	6 UJ	6 UJ	0.1 U
Arsenic	57	93	57	93		**24**	**7.5**	6 U	**7**	**11**
Barium						--	--	--	--	**73**
Beryllium						--	--	--	--	**0.08**
Cadmium	5.1	6.7	5.1	6.7		**0.84**	**0.11**	0.2 U	0.2 U	**0.5**
Calcium						--	--	--	--	--
Chromium	260	270	260	270		**64 J**	**72 J**	**14.1**	**13.3**	**20**
Chromium VI						--	--	--	--	--
Cobalt						--	--	--	--	**15**
Copper	390	390	390	390		**185**	**33**	**40.6**	**21.6**	**79**
Iron						**48900**	**41900**	--	--	**20100**
Lead	450	530	450	530		**249**	**42.2**	**42 J**	**42 J**	**154**
Magnesium						--	--	--	--	--
Manganese						**782 J**	**764 J**	--	--	**155**
Mercury	0.41	0.59	0.41	0.59		**0.566 J**	**0.027 J**	**0.06**	**0.06**	**0.13**
Molybdenum						--	--	--	--	--
Nickel						**37.3**	**26**	**10**	**10**	**18**
Potassium						--	--	--	--	--
Selenium						**0.34**	0.12 U	0.6 U	0.6 U	0.1 U
Silver	6.1	6.1	6.1	6.1		**1.19 J**	**0.061 J**	0.4 U	0.4 U	**0.15**
Sodium						--	--	--	--	--
Thallium						--	--	--	--	**0.1**
Tin						--	--	--	--	**23**
Vanadium						--	--	--	--	**43**
Zinc	410	960	410	960		**253 J**	**108 J**	**56**	**68**	**150**
Organometallic Compounds (porewater) (µg/L)										
Butyltin (n-Butyltin)						--	--	0.033 U	--	--
Dibutyltin (ion)						--	--	0.046 U	--	--

Table C-11
Sediment Data for Chelan Ave. RS Overflow

				Distance to CSO (ft)	572	584	709	709	711
				Location ID	EBCHEMWW-08	EBCHEMWW-03	DUWSU12_LDW01	DUWSU12_LDW01	EPA82837A
				Area	DuwamishRiver	DuwamishRiver	DuwamishRiver	DuwamishRiver	DuwamishRiver
				CSO	Chelan Ave. RS	Chelan Ave. RS	Chelan Ave. RS	Chelan Ave. RS	Chelan Ave. RS
				Task	EBCHEM	EBCHEM	DMMP-DUWSU-B-337-12	DMMP-DUWSU-B-337-12	EPA8283
				Sample ID	WW-08_19851001	WW-03_19851001	LDW01 0-3.4C 10172012	LDW01 Z 10172012	7A_19830727
				Sample Date	10/01/1985	10/01/1985	10/17/2012	10/17/2012	07/27/1983
				Depth			0 - 2.6 ft	2.6 - 4.6 ft	
	SMS_Marine_SCO_SCUMII	SMS_Marine_CSL_SCUMII	AET_Marine_SCO_SCUMII	AET_Marine_CSL_SCUMII					
Tributyltin (ion)					--	--	0.031 U	--	--
Organometallic Compounds (µg/kg)									
Butyltin (n-Butyltin)					--	--	--	3.5 U	--
Dibutyltin (ion)					--	--	--	5 UJ	--
Tributyltin					--	--	--	--	--
Tributyltin (ion)					--	--	--	**3.8**	--
Volatile Organics (mg/kg-OC)									
Hexachlorobutadiene (Hexachloro-1,3-butadiene)	3.9	6.2			17 U	60 U	--	--	--
Volatile Organics (µg/kg)									
1,1,2,2-Tetrachloroethane					--	--	--	--	--
1,1,2-Trichloroethane					--	--	--	--	--
1,1-Dichloroethane					--	--	--	--	--
1,1-Dichloroethene					--	--	--	--	--
1,2-Dichloroethane					--	--	--	--	--
1,2-Dichloroethene					--	--	--	--	--
1,2-Dichloropropane					--	--	--	--	--
1,3-Dichloropropene, cis-					--	--	--	--	--
1,3-Dichloropropene, trans-					--	--	--	--	--
2-Butanone, 3-methoxy-3-methyl					--	--	--	--	--
2-Chloroethylvinyl ether					--	--	--	--	--
4-Nonylphenol					--	--	--	--	--
Acrolein					--	--	--	--	--
Acrylonitrile					--	--	--	--	--
Benzene					--	--	--	--	--
Bromodichloromethane					--	--	--	--	--
Bromoform (Tribromomethane)					--	--	--	--	--
Bromomethane (Methyl bromide)					--	--	--	--	--
Carbon tetrachloride (Tetrachloromethane)					--	--	--	--	--
Chlorobenzene					--	--	--	--	--
Chloroethane					--	--	--	--	--
Chloroform					--	--	--	--	--
Chloromethane					--	--	--	--	--
Chloroprene					350 U	400 U	--	--	25 U

Table C-11
Sediment Data for Chelan Ave. RS Overflow

					Distance to CSO (ft)	572	584	709	709	711
					Location ID	EBCHEMWW-08	EBCHEMWW-03	DUWSU12_LDW01	DUWSU12_LDW01	EPA82837A
					Area	DuwamishRiver	DuwamishRiver	DuwamishRiver	DuwamishRiver	DuwamishRiver
					CSO	Chelan Ave. RS	Chelan Ave. RS	Chelan Ave. RS	Chelan Ave. RS	Chelan Ave. RS
					Task	EBCHEM	EBCHEM	DMMP-DUWSU-B-337-12	DMMP-DUWSU-B-337-12	EPA8283
					Sample ID	WW-08_19851001	WW-03_19851001	LDW01 0-3.4C 10172012	LDW01 Z 10172012	7A_19830727
					Sample Date	10/01/1985	10/01/1985	10/17/2012	10/17/2012	07/27/1983
					Depth			0 - 2.6 ft	2.6 - 4.6 ft	
	SMS_Marine_SCO_SCUMII	SMS_Marine_CSL_SCUMII	AET_Marine_SCO_SCUMII	AET_Marine_CSL_SCUMII						
Dibromochloromethane						--	--	--	--	--
Ethylbenzene						--	--	--	--	--
Hexachlorobutadiene (Hexachloro-1,3-butadiene)			11	120		350 U	400 U	--	--	100 U
o-Xylene						--	--	--	--	5 U
Tetrachloroethene (PCE)						--	--	--	--	--
Toluene						--	--	--	--	5 U
Trichloroethene (TCE)						--	--	--	--	--
Vinyl chloride						--	--	--	--	--
Semivolatile Organics (mg/kg-OC)										
1,2,4-Trichlorobenzene	0.81	1.8				3.5 U	7.6 U	1.4 U	2.7 U	--
1,2-Dichlorobenzene	2.3	2.3				2.1 U	6 U	1.4 U	2.7 U	--
1,4-Dichlorobenzene	3.1	9				4.2 U	8 U	1.4 U	2.7 U	--
2-Methylnaphthalene	38	64				--	--	--	--	--
Acenaphthene	16	57				--	--	--	--	--
Acenaphthylene	66	66				--	--	--	--	--
Anthracene	220	1200				--	--	--	--	--
Benzo(a)anthracene	110	270				--	--	--	--	--
Benzo(a)pyrene	99	210				--	--	--	--	--
Benzo(b)fluoranthene						--	--	--	--	--
Benzo(b,j,k)fluoranthenes						--	--	--	--	--
Benzo(g,h,i)perylene	31	78				--	--	--	--	--
Benzo(k)fluoranthene						--	--	--	--	--
bis(2-Ethylhexyl)phthalate	47	78				--	--	2 U	5 U	--
Butylbenzyl phthalate	4.9	64				**7.9 J**	0.1 U	1.4 U	2.7 U	--
Chrysene	110	460				--	--	--	--	--
Dibenzo(a,h)anthracene	12	33				--	--	--	--	--
Dibenzofuran	15	58				--	--	--	--	--
Diethyl phthalate	61	110				--	--	3.5 U	6.6 U	--
Dimethyl phthalate	53	53				**1 J**	0.43 U	1.4 U	2.7 U	--
Di-n-butyl phthalate	220	1700				--	--	1.4 U	2.7 U	--
Di-n-octyl phthalate	58	4500				0.059 U	**1 J**	1.4 U	2.7 U	--
Fluoranthene	160	1200				--	--	--	--	--
Fluorene	23	79				--	--	--	--	--

Table C-11
Sediment Data for Chelan Ave. RS Overflow

					Distance to CSO (ft)	572	584	709	709	711
					Location ID	EBCHEMWW-08	EBCHEMWW-03	DUWSU12_LDW01	DUWSU12_LDW01	EPA82837A
					Area	DuwamishRiver	DuwamishRiver	DuwamishRiver	DuwamishRiver	DuwamishRiver
					CSO	Chelan Ave. RS	Chelan Ave. RS	Chelan Ave. RS	Chelan Ave. RS	Chelan Ave. RS
					Task	EBCHEM	EBCHEM	DMMP-DUWSU-B-337-12	DMMP-DUWSU-B-337-12	EPA8283
					Sample ID	WW-08_19851001	WW-03_19851001	LDW01 0-3.4C 10172012	LDW01 Z 10172012	7A_19830727
					Sample Date	10/01/1985	10/01/1985	10/17/2012	10/17/2012	07/27/1983
					Depth			0 - 2.6 ft	2.6 - 4.6 ft	
	SMS_Marine_SCO_SCUMII	SMS_Marine_CSL_SCUMII	AET_Marine_SCO_SCUMII	AET_Marine_CSL_SCUMII						
Hexachlorobenzene	0.38	2.3				3.6 U	4.3 U	--	--	--
Hexachlorobutadiene (Hexachloro-1,3-butadiene)	3.9	6.2				--	--	--	--	--
Indeno(1,2,3-c,d)pyrene	34	88				--	--	--	--	--
Naphthalene	99	170				--	--	--	--	--
n-Nitrosodiphenylamine	11	11				--	--	1.4 U	2.7 U	--
Phenanthrene	100	480				--	--	--	--	--
Pyrene	1000	1400				--	--	--	--	--
Total Benzofluoranthenes (lab reported total)	230	450				--	--	--	--	--
Total Benzofluoranthenes (b,j,k) (U = 0)	230	450				--	--	--	--	--
Total cPAH TEQ (7 minimum CAEPA 2005) (U = 0)						--	--	--	--	--
Total HPAH (SMS) (U = 0)	960	5300				--	--	--	--	--
Total LPAH (SMS) (U = 0)	370	780				--	--	--	--	--
Semivolatile Organics (µg/kg)										
1,2,4-Trichlorobenzene			31	51		71 U	55 U	19 U	19 U	100 U
1,2-Dichlorobenzene			35	50		42 U	40 U	19 U	19 U	100 U
1,2-Diphenylhydrazine						--	--	--	--	--
1,3-Dichlorobenzene						85 U	120 U	--	--	100 U
1,4-Dichlorobenzene			110	110		85 U	60 U	19 U	19 U	100 U
1-Methylnaphthalene						--	--	--	--	--
2,2'-Oxybis (1-chloropropane)						--	--	--	--	--
2,4,5-Trichlorophenol						19 U	180 U	--	--	--
2,4,6-Trichlorophenol						19 U	68 U	--	--	--
2,4-Dichlorophenol						13 U	22 U	--	--	--
2,4-Dimethylphenol	29	29	29	29		4.1 U	270 U	19 UJ	19 UJ	50 U
2,4-Dinitrophenol						--	--	--	--	--
2,4-Dinitrotoluene						--	--	--	--	--
2,6-Dinitrotoluene						--	--	--	--	--
2-Chloronaphthalene						6.9 U	5.1 U	--	--	--
2-Chlorophenol						4 U	5 U	--	--	--
2-Methylnaphthalene			670	670		--	--	--	--	--
2-Methylphenol (o-Cresol)	63	63	63	63		4.8 U	5.6 U	19 U	19 U	--
2-Nitroaniline						--	--	--	--	--
2-Nitrophenol						--	--	--	--	--

Table C-11
Sediment Data for Chelan Ave. RS Overflow

					Distance to CSO (ft)	572	584	709	709	711
					Location ID	EBCHEMWW-08	EBCHEMWW-03	DUWSU12_LDW01	DUWSU12_LDW01	EPA82837A
					Area	DuwamishRiver	DuwamishRiver	DuwamishRiver	DuwamishRiver	DuwamishRiver
					CSO	Chelan Ave. RS	Chelan Ave. RS	Chelan Ave. RS	Chelan Ave. RS	Chelan Ave. RS
					Task	EBCHEM	EBCHEM	DMMP-DUWSU-B-337-12	DMMP-DUWSU-B-337-12	EPA8283
					Sample ID	WW-08_19851001	WW-03_19851001	LDW01 0-3.4C 10172012	LDW01 Z 10172012	7A_19830727
					Sample Date	10/01/1985	10/01/1985	10/17/2012	10/17/2012	07/27/1983
					Depth			0 - 2.6 ft	2.6 - 4.6 ft	
	SMS_Marine_SCO_SCUMII	SMS_Marine_CSL_SCUMII	AET_Marine_SCO_SCUMII	AET_Marine_CSL_SCUMII						
3,3'-Dichlorobenzidine						--	--	--	--	--
3-Methylphenanthrene						**53 J**	--	--	--	--
3-Nitroaniline						--	--	--	--	--
4-Bromophenyl-phenyl ether						--	--	--	--	--
4-Chloro-3-methylphenol						9.1 U	26 U	--	--	--
4-Chloroaniline						--	--	--	--	--
4-Chlorophenyl phenyl ether						--	--	--	--	--
4-Methylphenol (p-Cresol)	670	670	670	670		**360 J**	5.8 U	37 U	37 U	50 U
4-Nitroaniline						--	--	--	--	--
4-Nitrophenol						--	--	--	--	--
Acenaphthene			500	500		--	--	--	--	--
Acenaphthylene			1300	1300		--	--	--	--	--
Aniline						--	--	--	--	--
Anthracene			960	960		--	--	--	--	--
Benzidine						--	--	--	--	--
Benzo(a)anthracene			1300	1600		--	--	--	--	--
Benzo(a)pyrene			1600	1600		--	--	--	--	--
Benzo(b)fluoranthene						--	--	--	--	--
Benzo(b,j,k)fluoranthenes						--	--	--	--	--
Benzo(e)pyrene						--	--	--	--	--
Benzo(g,h,i)perylene			670	720		--	--	--	--	--
Benzo(k)fluoranthene						--	--	--	--	--
Benzoic acid	650	650	650	650		42 U	33 U	370 U	370 U	50 U
Benzyl alcohol	57	73	57	73		**140 J**	170 U	19 U	19 U	100 U
Biphenyl (1,1'-Biphenyl)						**30 J**	--	--	--	--
bis(2-Chloroethoxy)methane						--	--	--	--	--
bis(2-Chloroethyl)ether						--	--	--	--	--
bis(2-Ethylhexyl)phthalate			1300	3100		--	--	27 U	35 U	100 U
Butylbenzyl phthalate			63	900		**160 J**	0.9 U	19 U	19 U	100 U
Carbazole						--	--	--	--	--
Chlorinated Benzenes						42 U	31 U	--	--	--
Cholesterol						--	--	--	--	--
Chrysene			1400	2800		--	--	--	--	--

Table C-11
Sediment Data for Chelan Ave. RS Overflow

					Distance to CSO (ft)	572	584	709	709	711
					Location ID	EBCHEMWW-08	EBCHEMWW-03	DUWSU12_LDW01	DUWSU12_LDW01	EPA82837A
					Area	DuwamishRiver	DuwamishRiver	DuwamishRiver	DuwamishRiver	DuwamishRiver
					CSO	Chelan Ave. RS	Chelan Ave. RS	Chelan Ave. RS	Chelan Ave. RS	Chelan Ave. RS
					Task	EBCHEM	EBCHEM	DMMP-DUWSU-B-337-12	DMMP-DUWSU-B-337-12	EPA8283
					Sample ID	WW-08_19851001	WW-03_19851001	LDW01 0-3.4C 10172012	LDW01 Z 10172012	7A_19830727
					Sample Date	10/01/1985	10/01/1985	10/17/2012	10/17/2012	07/27/1983
					Depth			0 - 2.6 ft	2.6 - 4.6 ft	
	SMS_Marine_SCO_SCUMII	SMS_Marine_CSL_SCUMII	AET_Marine_SCO_SCUMII	AET_Marine_CSL_SCUMII						
Coprostanol (Cholestan-3-ol (3B, 5B))						--	--	--	--	--
Dibenzo(a,h)anthracene			230	230		--	--	--	--	--
Dibenzofuran			540	540		--	--	--	--	--
Diethyl phthalate			200	1200		--	--	47 U	46 U	100 U
Dimethyl phthalate			71	160		**21 J**	3.1 U	19 U	19 U	100 U
Di-n-butyl phthalate			1400	1400		--	--	19 U	19 U	100 U
Dinitro-o-cresol (4,6-Dinitro-2-methylphenol)						--	--	--	--	--
Di-n-octyl phthalate			6200	6200		1.2 U	**7 J**	19 U	19 U	100 U
Fluoranthene			1700	2500		--	--	--	--	--
Fluorene			540	540		--	--	--	--	--
Hexachlorobenzene			22	70		73 U	31 U	--	--	100 U
Hexachlorobutadiene (Hexachloro-1,3-butadiene)			11	120		--	--	--	--	--
Hexachlorocyclopentadiene						--	--	--	--	--
Hexachloroethane						--	--	--	--	--
Indeno(1,2,3-c,d)pyrene			600	690		--	--	--	--	--
Isophorone						12 U	5.4 U	--	--	--
Naphthalene			2100	2100		--	--	--	--	--
Nitrobenzene						--	--	--	--	--
n-Nitrosodimethylamine						--	--	--	--	--
n-Nitrosodi-n-propylamine						--	--	--	--	--
n-Nitrosodiphenylamine			28	40		--	--	19 U	19 U	--
Pentachlorophenol	360	690	360	690		1200 U	2400 U	190 U	190 U	50 U
Perylene						--	--	--	--	--
Phenanthrene			1500	1500		--	--	--	--	--
Phenol	420	1200	420	1200		**25 J**	**6 J**	19 U	19 U	50 U
Pyrene			2600	3300		--	--	--	--	--
Total Benzofluoranthenes (lab reported total)			3200	3600		--	--	--	--	--
Triethyl citrate						--	--	--	--	--
Tris(2-chloroethyl) phosphate (TCEP)						--	--	--	--	--
Total Benzofluoranthenes (b,j,k) (U = 0)			3200	3600		--	--	--	--	--
Total cPAH TEQ (7 minimum CAEPA 2005) (U = 0)						--	--	--	--	--
Total HPAH (SMS) (U = 0)			12000	17000		--	--	--	--	--
Total LPAH (SMS) (U = 0)			5200	5200		--	--	--	--	--

Table C-11
Sediment Data for Chelan Ave. RS Overflow

					Distance to CSO (ft)	572	584	709	709	711
					Location ID	EBCHEMWW-08	EBCHEMWW-03	DUWSU12_LDW01	DUWSU12_LDW01	EPA82837A
					Area	DuwamishRiver	DuwamishRiver	DuwamishRiver	DuwamishRiver	DuwamishRiver
					CSO	Chelan Ave. RS	Chelan Ave. RS	Chelan Ave. RS	Chelan Ave. RS	Chelan Ave. RS
					Task	EBCHEM	EBCHEM	DMMP-DUWSU-B-337-12	DMMP-DUWSU-B-337-12	EPA8283
					Sample ID	WW-08_19851001	WW-03_19851001	LDW01 0-3.4C 10172012	LDW01 Z 10172012	7A_19830727
					Sample Date	10/01/1985	10/01/1985	10/17/2012	10/17/2012	07/27/1983
					Depth			0 - 2.6 ft	2.6 - 4.6 ft	
	SMS_Marine_SCO_SCUMII	SMS_Marine_CSL_SCUMII	AET_Marine_SCO_SCUMII	AET_Marine_CSL_SCUMII						
Polycyclic Aromatic Hydrocarbons (mg/kg-OC)										
2-Methylnaphthalene	38	64			**2.3 J**	**1 J**	**0.65**	**0.89**	--
Acenaphthene	16	57			**4 J**	**8.5 J**	**0.39**	**1.1**	--
Acenaphthylene	66	66			**2.8 J**	**1 J**	**0.43**	**0.49 J**	--
Anthracene	220	1200			**16 J**	**19 J**	**0.98**	**1.7**	--
Benzo(a)anthracene	110	270			**33 J**	**30 J**	**2**	**2.7**	--
Benzo(a)pyrene	99	210			**24 J**	**21 J**	**4.2**	**5**	--
Benzo(b)fluoranthene					**36 J**	**22 J**	**4**	**4.2**	--
Benzo(g,h,i)perylene	31	78			**10 J**	**12 J**	**3.1**	**3.2**	--
Benzo(j)fluoranthene					--	--	**1.9**	**2.2**	--
Benzo(k)fluoranthene					**33 J**	**21 J**	**2.1**	**3**	--
Chrysene	110	460			**44 J**	**35 J**	**2.4**	**3.2**	--
Dibenzo(a,h)anthracene	12	33			**11 J**	**2.9 J**	**0.6**	**0.69**	--
Dibenzofuran	15	58			**4 J**	**6.7 J**	**0.44**	**0.65 J**	--
Fluoranthene	160	1200			**74 J**	**110 J**	**4.3**	**7**	--
Fluorene	23	79			**6.9 J**	**12 J**	**0.57**	**0.99**	--
Indeno(1,2,3-c,d)pyrene	34	88			**20 J**	**14 J**	**2.2**	**2.6**	--
Naphthalene	99	170			**6.4 J**	**3.5 J**	**0.98**	**1.6**	--
Phenanthrene	100	480			**36 J**	**78 J**	**4**	**6.6**	--
Pyrene	1000	1400			**59 J**	**94 J**	**6.6**	**11**	--
Total Benzofluoranthenes (b,j,k) (U = 0)	230	450			**69 J**	**43 J**	**8**	**9**	--
Total cPAH TEQ (7 minimum CAEPA 2005) (U = 0)					**40 J**	**30 J**	**5**	**6**	--
Total HPAH (SMS) (U = 0)	960	5300			**300 J**	**400 J**	**30**	**40**	--
Total LPAH (SMS) (U = 0)	370	780			**70 J**	**100 J**	**7**	**13 J**	--
Polycyclic Aromatic Hydrocarbons (µg/kg)									
1-Methylnaphthalene					--	--	**5.9**	**4.9**	--
1-Methylphenanthrene					**57 J**	--	--	--	--
2,3,5-Trimethylnaphthalene (1,6,7-Trimethylnaphthalene)					--	--	--	--	--
2,6-Dimethylnaphthalene					--	--	--	--	--
2-Methylnaphthalene			670	670	**47 J**	**10 J**	**8.7**	**6.2**	100 U
2-Methylphenanthrene					**58 J**	--	--	--	--
Acenaphthene			500	500	**90 J**	**61 J**	**5.2**	**7.9**	100 U
Acenaphthylene			1300	1300	**56 J**	**10 J**	**5.7**	**3.4 J**	100 U

Table C-11
Sediment Data for Chelan Ave. RS Overflow

				Distance to CSO (ft)	572	584	709	709	711
				Location ID	EBCHEMWW-08	EBCHEMWW-03	DUWSU12_LDW01	DUWSU12_LDW01	EPA82837A
				Area	DuwamishRiver	DuwamishRiver	DuwamishRiver	DuwamishRiver	DuwamishRiver
				CSO	Chelan Ave. RS	Chelan Ave. RS	Chelan Ave. RS	Chelan Ave. RS	Chelan Ave. RS
				Task	EBCHEM	EBCHEM	DMMP-DUWSU-B-337-12	DMMP-DUWSU-B-337-12	EPA8283
				Sample ID	WW-08_19851001	WW-03_19851001	LDW01 0-3.4C 10172012	LDW01 Z 10172012	7A_19830727
				Sample Date	10/01/1985	10/01/1985	10/17/2012	10/17/2012	07/27/1983
				Depth			0 - 2.6 ft	2.6 - 4.6 ft	
	SMS_Marine_SCO_SCUMII	SMS_Marine_CSL_SCUMII	AET_Marine_SCO_SCUMII	AET_Marine_CSL_SCUMII					
Anthracene			960	960	**330 J**	**140 J**	**13**	**12**	**1000**
Benzo(a)anthracene			1300	1600	**680 J**	**200 J**	**26**	**19**	**1800**
Benzo(a)pyrene			1600	1600	**480 J**	**150 J**	**56**	**35**	**1500**
Benzo(b)fluoranthene					**740 J**	**160 J**	**53**	**29**	**1500**
Benzo(g,h,i)perylene			670	720	**300 J**	**85 J**	**41**	**22**	100 U
Benzo(j)fluoranthene					--	--	**25**	**15**	--
Benzo(k)fluoranthene					**660 J**	**150 J**	**28**	**20**	**1500**
Carbazole					**66 J**	--	--	--	--
Chrysene			1400	2800	**890 J**	**250 J**	**32**	**22**	**2200**
Dibenzo(a,h)anthracene			230	230	**230 J**	**21 J**	**8**	**4.8**	100 U
Dibenzofuran			540	540	**90 J**	**48 J**	**5.8**	**4.5 J**	100 U
Dibenzothiophene					--	**20 J**	--	--	100 U
Fluoranthene			1700	2500	**1500 J**	**820 J**	**57**	**50**	**3900**
Fluorene			540	540	**140 J**	**89 J**	**7.6**	**6.9**	100 U
Indeno(1,2,3-c,d)pyrene			600	690	**400 J**	**98 J**	**29**	**18**	100 U
Naphthalene			2100	2100	**130 J**	**25 J**	**13**	**11**	100 U
Phenanthrene			1500	1500	**730 J**	**560 J**	**50**	**46**	**1400**
Pyrene			2600	3300	**1200 J**	**680 J**	**88**	**74**	**3400**
Retene					**34 J**	--	--	--	--
Total Benzofluoranthenes (b,j,k) (U = 0)			3200	3600	**1400 J**	**310 J**	**110**	**64**	**3000**
Total cPAH TEQ (7 minimum CAEPA 2005) (U = 0)					**760 J**	**220 J**	**71**	**44**	**2000**
Total HPAH (SMS) (U = 0)			12000	17000	**7100 J**	**2600 J**	**440**	**310**	**16000**
Total LPAH (SMS) (U = 0)			5200	5200	**1500 J**	**890 J**	**95**	**87 J**	**2400**
Pesticides (mg/kg-OC)									
Hexachlorobenzene	0.38	2.3			--	--	0.36 U	0.68 U	--
Hexachlorobutadiene (Hexachloro-1,3-butadiene)	3.9	6.2			--	--	0.36 U	0.68 U	--
Pesticides (µg/kg)									
2,4'-DDD (o,p'-DDD)					--	--	--	--	--
2,4'-DDE (o,p'-DDE)					--	--	--	--	--
2,4'-DDT (o,p'-DDT)					--	--	--	--	--
4,4'-DDD (p,p'-DDD)					15 U	7 U	4.8 U	4.7 U	100 U
4,4'-DDE (p,p'-DDE)					13 U	6 U	4.8 U	4.7 U	10 U
4,4'-DDT (p,p'-DDT)					14 U	6 U	4.8 U	4.7 U	100 U

Table C-11
Sediment Data for Chelan Ave. RS Overflow

					Distance to CSO (ft)	572	584	709	709	711
					Location ID	EBCHEMWW-08	EBCHEMWW-03	DUWSU12_LDW01	DUWSU12_LDW01	EPA82837A
					Area	DuwamishRiver	DuwamishRiver	DuwamishRiver	DuwamishRiver	DuwamishRiver
					CSO	Chelan Ave. RS	Chelan Ave. RS	Chelan Ave. RS	Chelan Ave. RS	Chelan Ave. RS
					Task	EBCHEM	EBCHEM	DMMP-DUWSU-B-337-12	DMMP-DUWSU-B-337-12	EPA8283
					Sample ID	WW-08_19851001	WW-03_19851001	LDW01 0-3.4C 10172012	LDW01 Z 10172012	7A_19830727
					Sample Date	10/01/1985	10/01/1985	10/17/2012	10/17/2012	07/27/1983
					Depth			0 - 2.6 ft	2.6 - 4.6 ft	
	SMS_Marine_SCO_SCUMII	SMS_Marine_CSL_SCUMII	AET_Marine_SCO_SCUMII	AET_Marine_CSL_SCUMII						
Aldrin						11 U	5 U	2.4 U	2.4 U	10 U
Chlordane						190 U	86 U	--	--	100 U
Chlordane, alpha- (Chlordane, cis-)						--	--	1.2 UJ	1.2 UJ	--
Chlordane, beta- (Chlordane, trans-)						--	--	1.2 UJ	1.2 UJ	--
Chlordane, gamma-						--	--	--	--	--
Dieldrin						11 U	5 U	2.4 UJ	2.4 UJ	**10 J**
Endosulfan						--	--	--	--	--
Endosulfan sulfate						--	--	--	--	--
Endosulfan, alpha- (I)						--	--	--	--	--
Endosulfan, beta (II)						--	--	--	--	--
Endrin						14 U	7 U	--	--	10 U
Endrin aldehyde						19 U	9 U	--	--	--
Endrin ketone						--	--	--	--	--
Heptachlor						11 U	5 U	1.2 UJ	1.2 UJ	10 U
Heptachlor epoxide						--	--	--	--	10 U
Hexachlorobenzene			22	70		--	--	4.8 U	4.7 U	--
Hexachlorobutadiene (Hexachloro-1,3-butadiene)			11	120		--	--	4.8 U	4.7 U	--
Hexachlorocyclohexane (BHC), alpha-						7 U	3 U	--	--	10 U
Hexachlorocyclohexane (BHC), beta-						16 U	7 U	--	--	10 U
Hexachlorocyclohexane (BHC), delta-						9 U	4 U	--	--	10 U
Hexachlorocyclohexane (BHC), gamma- (Lindane)						8 U	4 U	--	--	10 U
Methoxychlor						--	--	--	--	--
Mirex						--	--	--	--	--
Nonachlor, cis-						--	--	2.6 UJ	2.6 UJ	--
Nonachlor, trans-						--	--	2.5 UJ	2.5 UJ	--
Oxychlordane						--	--	4 UJ	3.9 UJ	--
Total 2,4' and 4,4'-DDD,-DDE,-DDT (reported, not calculated)						**42 J**	**19 J**	--	--	**210 J**
Total 2,4' and 4,4'-DDT (Reported, not calculated)						--	--	--	--	--
Toxaphene						--	--	--	--	--
Dioxin Furans (ng/kg)										
2,3,7,8-Tetrachlorodibenzo-p-dioxin (TCDD)						--	--	0.21 U	0.241 U	--
1,2,3,7,8-Pentachlorodibenzo-p-dioxin (PeCDD)						--	--	**0.465 J**	**0.819 J**	--
1,2,3,4,7,8-Hexachlorodibenzo-p-dioxin (HxCDD)						--	--	0.507 U	**0.783 J**	--

Table C-11
Sediment Data for Chelan Ave. RS Overflow

					Distance to CSO (ft)	572	584	709	709	711
					Location ID	EBCHEMWW-08	EBCHEMWW-03	DUWSU12_LDW01	DUWSU12_LDW01	EPA82837A
					Area	DuwamishRiver	DuwamishRiver	DuwamishRiver	DuwamishRiver	DuwamishRiver
					CSO	Chelan Ave. RS	Chelan Ave. RS	Chelan Ave. RS	Chelan Ave. RS	Chelan Ave. RS
					Task	EBCHEM	EBCHEM	DMMP-DUWSU-B-337-12	DMMP-DUWSU-B-337-12	EPA8283
					Sample ID	WW-08_19851001	WW-03_19851001	LDW01 0-3.4C 10172012	LDW01 Z 10172012	7A_19830727
					Sample Date	10/01/1985	10/01/1985	10/17/2012	10/17/2012	07/27/1983
					Depth			0 - 2.6 ft	2.6 - 4.6 ft	
	SMS_Marine_SCO_SCUMII	SMS_Marine_CSL_SCUMII	AET_Marine_SCO_SCUMII	AET_Marine_CSL_SCUMII						
1,2,3,6,7,8-Hexachlorodibenzo-p-dioxin (HxCDD)						--	--	**4.21**	**7.94**	--
1,2,3,7,8,9-Hexachlorodibenzo-p-dioxin (HxCDD)						--	--	**1.38 J**	**2.09**	--
1,2,3,4,6,7,8-Heptachlorodibenzo-p-dioxin (HpCDD)						--	--	**109**	**188**	--
1,2,3,4,6,7,8,9-Octachlorodibenzo-p-dioxin (OCDD)						--	--	**1000**	**1760**	--
Total Tetrachlorodibenzo-p-dioxin (TCDD)						--	--	**1.6**	**3.96**	--
Total Pentachlorodibenzo-p-dioxin (PeCDD)						--	--	**2.66**	**8.07**	--
Total Hexachlorodibenzo-p-dioxin (HxCDD)						--	--	**23.2**	**37.1**	--
Total Heptachlorodibenzo-p-dioxin (HpCDD)						--	--	**212**	**347**	--
2,3,7,8-Tetrachlorodibenzofuran (TCDF)						--	--	**0.49 J**	0.867 U	--
1,2,3,7,8-Pentachlorodibenzofuran (PeCDF)						--	--	0.654 U	**1.38 J**	--
2,3,4,7,8-Pentachlorodibenzofuran (PeCDF)						--	--	**1.89**	**3.93**	--
1,2,3,4,7,8-Hexachlorodibenzofuran (HxCDF)						--	--	**12.9**	**26.2**	--
1,2,3,6,7,8-Hexachlorodibenzofuran (HxCDF)						--	--	**2.32**	**5**	--
1,2,3,7,8,9-Hexachlorodibenzofuran (HxCDF)						--	--	**2.25**	**4.64**	--
2,3,4,6,7,8-Hexachlorodibenzofuran (HxCDF)						--	--	**3.33**	**7.41**	--
1,2,3,4,6,7,8-Heptachlorodibenzofuran (HpCDF)						--	--	**52.7**	**110**	--
1,2,3,4,7,8,9-Heptachlorodibenzofuran (HpCDF)						--	--	**6.9**	**13.3**	--
1,2,3,4,6,7,8,9-Octachlorodibenzofuran (OCDF)						--	--	**155**	**309**	--
Total Tetrachlorodibenzofuran (TCDF)						--	--	**7.45**	**17.2**	--
Total Pentachlorodibenzofuran (PeCDF)						--	--	**24.1**	**65.2**	--
Total Hexachlorodibenzofuran (HxCDF)						--	--	**89.8**	**188**	--
Total Heptachlorodibenzofuran (HpCDF)						--	--	**220**	**448**	--
Dioxin Furans (mg/kg-OC)										
Total Dioxin/Furan TEQ 2005 (Mammal) (U = 0)						--	--	**0.0004 J**	**0.002 J**	--
Dioxin Furans (ng/kg)										
Total Dioxin/Furan TEQ 2005 (Mammal) (U = 0)						--	--	**5.8 J**	**11 J**	--
PCB Aroclors (mg/kg-OC)										
Total PCB Aroclors (SMS Marine 2013) (U = 0)	12	65				--	--	**6.5**	**17**	--
PCB Aroclors (µg/kg)										
Aroclor 1016						--	--	8.9 U	8.8 U	100 U
Aroclor 1221						--	--	8.9 U	8.8 U	100 U
Aroclor 1232						--	--	8.9 U	8.8 U	100 U
Aroclor 1242						--	--	8.9 U	8.8 U	100 U

Table C-11
Sediment Data for Chelan Ave. RS Overflow

					Distance to CSO (ft)	572	584	709	709	711
					Location ID	EBCHEMWW-08	EBCHEMWW-03	DUWSU12_LDW01	DUWSU12_LDW01	EPA82837A
					Area	DuwamishRiver	DuwamishRiver	DuwamishRiver	DuwamishRiver	DuwamishRiver
					CSO	Chelan Ave. RS	Chelan Ave. RS	Chelan Ave. RS	Chelan Ave. RS	Chelan Ave. RS
					Task	EBCHEM	EBCHEM	DMMP-DUWSU-B-337-12	DMMP-DUWSU-B-337-12	EPA8283
					Sample ID	WW-08_19851001	WW-03_19851001	LDW01 0-3.4C 10172012	LDW01 Z 10172012	7A_19830727
					Sample Date	10/01/1985	10/01/1985	10/17/2012	10/17/2012	07/27/1983
					Depth			0 - 2.6 ft	2.6 - 4.6 ft	
	SMS_Marine_SCO_SCUMII	SMS_Marine_CSL_SCUMII	AET_Marine_SCO_SCUMII	AET_Marine_CSL_SCUMII						
Aroclor 1248						--	--	27 U	**35**	100 U
Aroclor 1254						--	--	**45**	**49**	100 U
Aroclor 1260						--	--	**42**	**36**	100 U
Aroclor 1262						--	--	8.9 U	8.8 U	--
Aroclor 1268						--	--	8.9 U	8.8 U	--
Total PCB Aroclors (SMS Marine 2013) (U = 0)			130	1000		--	--	**87**	**120**	100 U
PCB Congeners (ng/kg)										
PCB-008						--	--	--	--	--
PCB-018						--	--	--	--	--
PCB-028						--	--	--	--	--
PCB-044						--	--	--	--	--
PCB-052						--	--	--	--	--
PCB-066						--	--	--	--	--
PCB-077						--	--	--	--	--
PCB-101						--	--	--	--	--
PCB-105						--	--	--	--	--
PCB-118						--	--	--	--	--
PCB-126						--	--	--	--	--
PCB-128						--	--	--	--	--
PCB-138						--	--	--	--	--
PCB-153						--	--	--	--	--
PCB-169						--	--	--	--	--
PCB-170						--	--	--	--	--
PCB-180						--	--	--	--	--
PCB-187						--	--	--	--	--
PCB-195						--	--	--	--	--
PCB-206						--	--	--	--	--
PCB-209						--	--	--	--	--
Polybrominated diphenyl ethers (ng/kg)										
PBDE-047						--	--	--	--	--
PBDE-049						--	--	--	--	--
PBDE-066						--	--	--	--	--
PBDE-071						--	--	--	--	--

Table C-11
Sediment Data for Chelan Ave. RS Overflow

					Distance to CSO (ft)	572	584	709	709	711
					Location ID	EBCHEMWW-08	EBCHEMWW-03	DUWSU12_LDW01	DUWSU12_LDW01	EPA82837A
					Area	DuwamishRiver	DuwamishRiver	DuwamishRiver	DuwamishRiver	DuwamishRiver
					CSO	Chelan Ave. RS	Chelan Ave. RS	Chelan Ave. RS	Chelan Ave. RS	Chelan Ave. RS
					Task	EBCHEM	EBCHEM	DMMP-DUWSU-B-337-12	DMMP-DUWSU-B-337-12	EPA8283
					Sample ID	WW-08_19851001	WW-03_19851001	LDW01 0-3.4C 10172012	LDW01 Z 10172012	7A_19830727
					Sample Date	10/01/1985	10/01/1985	10/17/2012	10/17/2012	07/27/1983
					Depth			0 - 2.6 ft	2.6 - 4.6 ft	
	SMS_Marine_SCO_SCUMII	SMS_Marine_CSL_SCUMII	AET_Marine_SCO_SCUMII	AET_Marine_CSL_SCUMII						
PBDE-099						--	--	--	--	--
PBDE-100						--	--	--	--	--
PBDE-138						--	--	--	--	--
PBDE-153						--	--	--	--	--
PBDE-154						--	--	--	--	--
PBDE-183						--	--	--	--	--
PBDE-184						--	--	--	--	--
PBDE-191						--	--	--	--	--
PBDE-209						--	--	--	--	--
Total Petroleum Hydrocarbons (mg/kg)										
Diesel range hydrocarbons						--	--	--	--	--
Gasoline range hydrocarbons						--	--	--	--	--
Lube oil						--	--	--	--	--
Oil and grease						**1000**	**3930**	--	--	--
Pharmaceuticals and Personal Care Products (µg/kg)										
Bisphenol a						--	--	--	--	--
Caffeine						--	--	--	--	--
Triclosan						--	--	--	--	--

Table C-11
Sediment Data for Chelan Ave. RS Overflow

					Distance to CSO (ft)	711	810	818	839	894	1018
					Location ID	GAMPONIALTJD05	HIRI95WW-04	HIRIPH2W-12	HIRIPH2W-13	EBCHEMWW-02	HIRIPH2W-14
					Area	DuwamishRiver	DuwamishRiver	DuwamishRiver	DuwamishRiver	DuwamishRiver	DuwamishRiver
					CSO	Chelan Ave. RS	Chelan Ave. RS	Chelan Ave. RS	Chelan Ave. RS	Chelan Ave. RS	Chelan Ave. RS
					Task	GAMPONIA	HIRI95	HIRIPH2	HIRIPH2	EBCHEM	HIRIPH2
					Sample ID	8500374	4_19950315	W-12_19911004	W-13_19911004	WW-02_19851009	W-14_19911004
					Sample Date	02/04/1985	03/15/1995	10/04/1991	10/04/1991	10/09/1985	10/04/1991
					Depth			0 - 0.02 m	0 - 0.02 m		0 - 0.02 m
	SMS_Marine_SCO_SCUMII	SMS_Marine_CSL_SCUMII	AET_Marine_SCO_SCUMII	AET_Marine_CSL_SCUMII							
Conventional Parameters (ppt)											
Salinity						--	**28**	--	--	--	--
Conventional Parameters (mg/kg)											
Acid volatile sulfide						--	--	**37 J**	**17 J**	--	**34 J**
Ammonia						--	--	--	--	--	--
Ammonia as nitrogen						--	**4.3**	--	--	--	--
Cyanide						--	--	0.54 UJ	--	--	0.54 UJ
Nitrogen, total (nitrate, nitrite, Kjeldahl) (calculated)						--	--	--	--	**1100**	--
Sulfide						--	**1000**	--	--	**10**	--
Conventional Parameters (pct)											
Moisture (water) content						--	**97.7**	--	--	--	--
Total organic carbon						--	**2.2**	**1.9**	**2.3**	**1.05 J**	**2.1**
Total solids						--	**49.6**	--	--	**67.9**	--
Total solids (preserved)						--	--	--	--	--	--
Total volatile solids						--	**3.4 J**	--	--	**4.44**	--
Conventional Parameters (su)											
pH						--	--	--	--	--	--
Grain Size (pct)											
Pebble						--	--	--	--	--	--
Gravel						--	--	--	--	--	--
Granule (very fine gravel)						--	--	--	--	--	--
Sand						--	**36**	**20**	**22**	**54.9**	**17**
Sand, very coarse						--	--	--	--	--	--
Sand, coarse						--	--	--	--	--	--
Sand, medium						--	--	--	--	--	--
Sand, fine						--	--	--	--	--	--
Sand, very fine						--	--	--	--	--	--
Silt						--	**32**	**56**	**49**	**8.2**	**57**
Silt, coarse						--	--	--	--	--	--
Silt, medium						--	--	--	--	--	--
Silt, fine						--	--	--	--	--	--
Silt, very fine						--	--	--	--	--	--
Clay						--	**32**	**24**	**29**	**2.1**	**26**

Table C-11
Sediment Data for Chelan Ave. RS Overflow

					Distance to CSO (ft)	711	810	818	839	894	1018
					Location ID	GAMPONIALTJD05	HIRI95WW-04	HIRIPH2W-12	HIRIPH2W-13	EBCHEMWW-02	HIRIPH2W-14
					Area	DuwamishRiver	DuwamishRiver	DuwamishRiver	DuwamishRiver	DuwamishRiver	DuwamishRiver
					CSO	Chelan Ave. RS	Chelan Ave. RS	Chelan Ave. RS	Chelan Ave. RS	Chelan Ave. RS	Chelan Ave. RS
					Task	GAMPONIA	HIRI95	HIRIPH2	HIRIPH2	EBCHEM	HIRIPH2
					Sample ID	8500374	4_19950315	W-12_19911004	W-13_19911004	WW-02_19851009	W-14_19911004
					Sample Date	02/04/1985	03/15/1995	10/04/1991	10/04/1991	10/09/1985	10/04/1991
					Depth			0 - 0.02 m	0 - 0.02 m		0 - 0.02 m
	SMS_Marine_SCO_SCUMII	SMS_Marine_CSL_SCUMII	AET_Marine_SCO_SCUMII	AET_Marine_CSL_SCUMII							
Clay, coarse						--	--	--	--	--	--
Clay, medium						--	--	--	--	--	--
Clay, fine						--	--	--	--	--	--
Metals (mg/kg)											
Aluminum						--	--	**37500**	--	--	**32800**
Antimony						--	--	--	--	**26.1**	--
Arsenic	57	93	57	93		**44.8**	**27**	**10**	**9.7**	**4.4**	**10.8**
Barium						--	--	**219**	--	--	**215**
Beryllium						--	--	0.12 UJ	--	--	0.12 UJ
Cadmium	5.1	6.7	5.1	6.7		**1.14**	**1.2**	**8.1**	**7.8**	**0.5**	**7.5**
Calcium						--	--	**10900**	--	--	**9560**
Chromium	260	270	260	270		**22.4**	**81.2**	**42.9**	--	**105 J**	**43.8**
Chromium VI						--	--	0.01 UJ	0.01 UJ	--	**0.032 J**
Cobalt						--	--	**12.7 J**	--	--	**10.9 J**
Copper	390	390	390	390		**67.2**	**208**	**126**	**146**	**91.4**	**115**
Iron						--	--	**35300**	--	**41800**	**29700**
Lead	450	530	450	530		**190**	**235**	**88.8 J**	**75.1**	**232**	**81.6 J**
Magnesium						--	--	**9430**	--	--	**8100**
Manganese						--	--	**365**	--	**894 J**	**316**
Mercury	0.41	0.59	0.41	0.59		**0.114**	**1.47**	**0.5 J**	**0.39 J**	**0.081 J**	**0.81 J**
Molybdenum						--	--	--	--	--	--
Nickel						**9.65**	**30**	**22.9**	--	**41.1**	**19.5**
Potassium						--	--	**4740**	--	--	**4140**
Selenium						--	--	--	--	0.14 U	--
Silver	6.1	6.1	6.1	6.1		--	**1.7**	0.5 U	--	**0.35 J**	0.49 U
Sodium						--	--	**10600**	--	--	**9360**
Thallium						--	--	0.06 UJ	--	--	0.07 UJ
Tin						--	--	--	--	--	--
Vanadium						--	--	**83.8 J**	--	--	**72.3 J**
Zinc	410	960	410	960		**114**	**106**	**161**	**176**	**266 J**	**162**
Organometallic Compounds (porewater) (µg/L)											
Butyltin (n-Butyltin)						--	--	--	--	--	--
Dibutyltin (ion)						--	--	--	--	--	--

Table C-11
Sediment Data for Chelan Ave. RS Overflow

					Distance to CSO (ft)	711	810	818	839	894	1018
					Location ID	GAMPONIALTJD05	HIRI95WW-04	HIRIPH2W-12	HIRIPH2W-13	EBCHEMWW-02	HIRIPH2W-14
					Area	DuwamishRiver	DuwamishRiver	DuwamishRiver	DuwamishRiver	DuwamishRiver	DuwamishRiver
					CSO	Chelan Ave. RS	Chelan Ave. RS	Chelan Ave. RS	Chelan Ave. RS	Chelan Ave. RS	Chelan Ave. RS
					Task	GAMPONIA	HIRI95	HIRIPH2	HIRIPH2	EBCHEM	HIRIPH2
					Sample ID	8500374	4_19950315	W-12_19911004	W-13_19911004	WW-02_19851009	W-14_19911004
					Sample Date	02/04/1985	03/15/1995	10/04/1991	10/04/1991	10/09/1985	10/04/1991
					Depth			0 - 0.02 m	0 - 0.02 m		0 - 0.02 m
	SMS_Marine_SCO_SCUMII	SMS_Marine_CSL_SCUMII	AET_Marine_SCO_SCUMII	AET_Marine_CSL_SCUMII							
Tributyltin (ion)						--	--	--	--	--	--
Organometallic Compounds (µg/kg)											
Butyltin (n-Butyltin)						--	--	--	--	--	--
Dibutyltin (ion)						--	--	--	--	--	--
Tributyltin						--	--	**2460 J**	**2530 J**	--	**2480 J**
Tributyltin (ion)						--	--	--	--	--	--
Volatile Organics (mg/kg-OC)											
Hexachlorobutadiene (Hexachloro-1,3-butadiene)	3.9	6.2				--	0.9 U	10 UJ	70 U	130 U	10 UJ
Volatile Organics (µg/kg)											
1,1,2,2-Tetrachloroethane						--	--	--	--	--	--
1,1,2-Trichloroethane						--	--	--	--	--	--
1,1-Dichloroethane						--	--	--	--	--	--
1,1-Dichloroethene						--	--	--	--	--	--
1,2-Dichloroethane						--	--	--	--	--	--
1,2-Dichloroethene						--	--	--	--	--	--
1,2-Dichloropropane						--	--	--	--	--	--
1,3-Dichloropropene, cis-						--	--	--	--	--	--
1,3-Dichloropropene, trans-						--	--	--	--	--	--
2-Butanone, 3-methoxy-3-methyl						--	--	--	--	--	--
2-Chloroethylvinyl ether						--	--	--	--	--	--
4-Nonylphenol						--	--	--	--	--	--
Acrolein						--	--	--	--	--	--
Acrylonitrile						--	--	--	--	--	--
Benzene						--	--	--	--	--	--
Bromodichloromethane						--	--	--	--	--	--
Bromoform (Tribromomethane)						--	--	--	--	--	--
Bromomethane (Methyl bromide)						--	--	--	--	--	--
Carbon tetrachloride (Tetrachloromethane)						--	--	--	--	--	--
Chlorobenzene						--	--	--	--	--	--
Chloroethane						--	--	--	--	--	--
Chloroform						--	--	--	--	--	--
Chloromethane						--	--	--	--	--	--
Chloroprene						--	--	--	--	1400 U	--

Table C-11
Sediment Data for Chelan Ave. RS Overflow

					Distance to CSO (ft)	711	810	818	839	894	1018
					Location ID	GAMPONIALTJD05	HIRI95WW-04	HIRIPH2W-12	HIRIPH2W-13	EBCHEMWW-02	HIRIPH2W-14
					Area	DuwamishRiver	DuwamishRiver	DuwamishRiver	DuwamishRiver	DuwamishRiver	DuwamishRiver
					CSO	Chelan Ave. RS	Chelan Ave. RS	Chelan Ave. RS	Chelan Ave. RS	Chelan Ave. RS	Chelan Ave. RS
					Task	GAMPONIA	HIRI95	HIRIPH2	HIRIPH2	EBCHEM	HIRIPH2
					Sample ID	8500374	4_19950315	W-12_19911004	W-13_19911004	WW-02_19851009	W-14_19911004
					Sample Date	02/04/1985	03/15/1995	10/04/1991	10/04/1991	10/09/1985	10/04/1991
					Depth			0 - 0.02 m	0 - 0.02 m		0 - 0.02 m
	SMS_Marine_SCO_SCUMII	SMS_Marine_CSL_SCUMII	AET_Marine_SCO_SCUMII	AET_Marine_CSL_SCUMII							
Dibromochloromethane						--	--	--	--	--	--
Ethylbenzene						--	--	--	--	--	--
Hexachlorobutadiene (Hexachloro-1,3-butadiene)			11	120		--	20 U	200 UJ	1600 U	1400 U	210 UJ
o-Xylene						--	--	--	--	--	--
Tetrachloroethene (PCE)						--	--	--	--	--	--
Toluene						--	--	--	--	--	--
Trichloroethene (TCE)						--	--	--	--	--	--
Vinyl chloride						--	--	--	--	--	--
Semivolatile Organics (mg/kg-OC)											
1,2,4-Trichlorobenzene	0.81	1.8				--	0.9 U	10 UJ	70 U	80 U	10 UJ
1,2-Dichlorobenzene	2.3	2.3				--	0.9 U	10 UJ	70 U	16 U	10 UJ
1,4-Dichlorobenzene	3.1	9				--	0.9 U	10 UJ	70 U	26 U	10 UJ
2-Methylnaphthalene	38	64				--	--	--	--	--	--
Acenaphthene	16	57				--	--	--	--	--	--
Acenaphthylene	66	66				--	--	--	--	--	--
Anthracene	220	1200				--	--	--	--	--	--
Benzo(a)anthracene	110	270				--	--	--	--	--	--
Benzo(a)pyrene	99	210				--	--	--	--	--	--
Benzo(b)fluoranthene						--	--	--	--	--	--
Benzo(b,j,k)fluoranthenes						--	--	--	--	--	--
Benzo(g,h,i)perylene	31	78				--	--	--	--	--	--
Benzo(k)fluoranthene						--	--	--	--	--	--
bis(2-Ethylhexyl)phthalate	47	78				--	**37**	39 UJ	**33 J**	--	22 UJ
Butylbenzyl phthalate	4.9	64				--	0.9 U	**3.6 J**	70 U	**0.22**	**6.7 J**
Chrysene	110	460				--	--	--	--	--	--
Dibenzo(a,h)anthracene	12	33				--	--	--	--	--	--
Dibenzofuran	15	58				--	--	--	--	--	--
Diethyl phthalate	61	110				--	0.9 U	10 UJ	70 U	--	10 UJ
Dimethyl phthalate	53	53				--	0.9 U	10 UJ	70 U	6.8 U	10 UJ
Di-n-butyl phthalate	220	1700				--	1.4 U	10 UJ	70 U	--	10 UJ
Di-n-octyl phthalate	58	4500				--	**1.9**	10 UJ	70 U	2.1 U	10 UJ
Fluoranthene	160	1200				--	--	--	--	--	--
Fluorene	23	79				--	--	--	--	--	--

Table C-11
Sediment Data for Chelan Ave. RS Overflow

					Distance to CSO (ft)	711	810	818	839	894	1018
					Location ID	GAMPONIALTJD05	HIRI95WW-04	HIRIPH2W-12	HIRIPH2W-13	EBCHEMWW-02	HIRIPH2W-14
					Area	DuwamishRiver	DuwamishRiver	DuwamishRiver	DuwamishRiver	DuwamishRiver	DuwamishRiver
					CSO	Chelan Ave. RS	Chelan Ave. RS	Chelan Ave. RS	Chelan Ave. RS	Chelan Ave. RS	Chelan Ave. RS
					Task	GAMPONIA	HIRI95	HIRIPH2	HIRIPH2	EBCHEM	HIRIPH2
					Sample ID	8500374	4_19950315	W-12_19911004	W-13_19911004	WW-02_19851009	W-14_19911004
					Sample Date	02/04/1985	03/15/1995	10/04/1991	10/04/1991	10/09/1985	10/04/1991
					Depth			0 - 0.02 m	0 - 0.02 m		0 - 0.02 m
	SMS_Marine_SCO_SCUMII	SMS_Marine_CSL_SCUMII	AET_Marine_SCO_SCUMII	AET_Marine_CSL_SCUMII							
Hexachlorobenzene	0.38	2.3				--	0.045 U	10 UJ	70 U	60 U	10 UJ
Hexachlorobutadiene (Hexachloro-1,3-butadiene)	3.9	6.2				--	--	--	--	--	--
Indeno(1,2,3-c,d)pyrene	34	88				--	--	--	--	--	--
Naphthalene	99	170				--	--	--	--	--	--
n-Nitrosodiphenylamine	11	11				--	0.9 U	10 UJ	70 U	--	10 UJ
Phenanthrene	100	480				--	--	--	--	--	--
Pyrene	1000	1400				--	--	--	--	--	--
Total Benzofluoranthenes (lab reported total)	230	450				--	--	--	--	--	--
Total Benzofluoranthenes (b,j,k) (U = 0)	230	450				--	--	--	--	--	--
Total cPAH TEQ (7 minimum CAEPA 2005) (U = 0)						--	--	--	--	--	--
Total HPAH (SMS) (U = 0)	960	5300				--	--	--	--	--	--
Total LPAH (SMS) (U = 0)	370	780				--	--	--	--	--	--
Semivolatile Organics (µg/kg)											
1,2,4-Trichlorobenzene			31	51		--	20 U	200 UJ	1600 U	800 U	210 UJ
1,2-Dichlorobenzene			35	50		--	20 U	200 UJ	1600 U	170 U	210 UJ
1,2-Diphenylhydrazine						--	--	--	--	--	--
1,3-Dichlorobenzene						--	20 U	200 UJ	1600 U	220 U	210 UJ
1,4-Dichlorobenzene			110	110		--	20 U	200 UJ	1600 U	270 U	210 UJ
1-Methylnaphthalene						--	--	--	--	--	--
2,2'-Oxybis (1-chloropropane)						--	--	200 UJ	1600 U	--	210 UJ
2,4,5-Trichlorophenol						--	--	500 UJ	4100 U	300 U	520 UJ
2,4,6-Trichlorophenol						--	--	200 UJ	1600 U	310 U	210 UJ
2,4-Dichlorophenol						--	--	200 UJ	1600 U	220 U	210 UJ
2,4-Dimethylphenol	29	29	29	29		**380**	20 U	200 UJ	1600 U	61 U	210 UJ
2,4-Dinitrophenol						--	--	500 UJ	4100 U	--	520 UJ
2,4-Dinitrotoluene						--	--	200 UJ	1600 U	--	210 UJ
2,6-Dinitrotoluene						--	--	200 UJ	1600 U	--	210 UJ
2-Chloronaphthalene						--	--	200 UJ	1600 U	87 U	210 UJ
2-Chlorophenol						--	--	200 UJ	1600 U	33 U	210 UJ
2-Methylnaphthalene			670	670		--	--	--	--	--	--
2-Methylphenol (o-Cresol)	63	63	63	63		--	20 U	200 UJ	1600 U	35 U	210 UJ
2-Nitroaniline						--	--	500 UJ	4100 U	--	520 UJ
2-Nitrophenol						--	--	200 UJ	1600 U	--	210 UJ

Table C-11
Sediment Data for Chelan Ave. RS Overflow

Distance to CSO (ft)					711	810	818	839	894	1018
Location ID					GAMPONIALTJD05	HIRI95WW-04	HIRIPH2W-12	HIRIPH2W-13	EBCHEMWW-02	HIRIPH2W-14
Area					DuwamishRiver	DuwamishRiver	DuwamishRiver	DuwamishRiver	DuwamishRiver	DuwamishRiver
CSO					Chelan Ave. RS	Chelan Ave. RS	Chelan Ave. RS	Chelan Ave. RS	Chelan Ave. RS	Chelan Ave. RS
Task					GAMPONIA	HIRI95	HIRIPH2	HIRIPH2	EBCHEM	HIRIPH2
Sample ID					8500374	4_19950315	W-12_19911004	W-13_19911004	WW-02_19851009	W-14_19911004
Sample Date					02/04/1985	03/15/1995	10/04/1991	10/04/1991	10/09/1985	10/04/1991
Depth							0 - 0.02 m	0 - 0.02 m		0 - 0.02 m
	SMS_Marine_SCO_SCUMII	SMS_Marine_CSL_SCUMII	AET_Marine_SCO_SCUMII	AET_Marine_CSL_SCUMII						
3,3'-Dichlorobenzidine					--	--	200 UJ	1600 U	--	210 UJ
3-Methylphenanthrene					--	--	--	--	--	--
3-Nitroaniline					--	--	500 UJ	4100 U	--	520 UJ
4-Bromophenyl-phenyl ether					--	--	200 UJ	1600 U	--	210 UJ
4-Chloro-3-methylphenol					**85**	--	200 UJ	1600 U	130 U	210 UJ
4-Chloroaniline					--	--	200 UJ	1600 U	--	210 UJ
4-Chlorophenyl phenyl ether					--	--	200 UJ	1600 U	--	210 UJ
4-Methylphenol (p-Cresol)	670	670	670	670	--	**50**	200 UJ	1600 U	35 U	**20 J**
4-Nitroaniline					--	--	500 UJ	4100 U	--	520 UJ
4-Nitrophenol					--	--	500 UJ	4100 U	--	520 UJ
Acenaphthene			500	500	--	--	--	--	--	--
Acenaphthylene			1300	1300	--	--	--	--	--	--
Aniline					--	--	--	--	--	--
Anthracene			960	960	--	--	--	--	--	--
Benzidine					--	--	--	--	--	--
Benzo(a)anthracene			1300	1600	--	--	--	--	--	--
Benzo(a)pyrene			1600	1600	--	--	--	--	--	--
Benzo(b)fluoranthene					--	--	--	--	--	--
Benzo(b,j,k)fluoranthenes					--	--	--	--	--	--
Benzo(e)pyrene					--	--	--	--	--	--
Benzo(g,h,i)perylene			670	720	--	--	--	--	--	--
Benzo(k)fluoranthene					--	--	--	--	--	--
Benzoic acid	650	650	650	650	--	200 U	--	--	500 U	--
Benzyl alcohol	57	73	57	73	--	20 U	--	--	**8800 J**	--
Biphenyl (1,1'-Biphenyl)					--	--	--	--	--	--
bis(2-Chloroethoxy)methane					--	--	200 UJ	1600 U	--	210 UJ
bis(2-Chloroethyl)ether					--	--	200 UJ	1600 U	--	210 UJ
bis(2-Ethylhexyl)phthalate			1300	3100	--	**820**	750 UJ	**750 J**	--	460 UJ
Butylbenzyl phthalate			63	900	--	20 U	**68 J**	1600 U	**2.3**	**140 J**
Carbazole					--	--	--	--	--	--
Chlorinated Benzenes					--	--	--	--	170 U	--
Cholesterol					--	--	--	--	--	--
Chrysene			1400	2800	--	--	--	--	--	--

Table C-11
Sediment Data for Chelan Ave. RS Overflow

					Distance to CSO (ft)	711	810	818	839	894	1018
					Location ID	GAMPONIALTJD05	HIRI95WW-04	HIRIPH2W-12	HIRIPH2W-13	EBCHEMWW-02	HIRIPH2W-14
					Area	DuwamishRiver	DuwamishRiver	DuwamishRiver	DuwamishRiver	DuwamishRiver	DuwamishRiver
					CSO	Chelan Ave. RS	Chelan Ave. RS	Chelan Ave. RS	Chelan Ave. RS	Chelan Ave. RS	Chelan Ave. RS
					Task	GAMPONIA	HIRI95	HIRIPH2	HIRIPH2	EBCHEM	HIRIPH2
					Sample ID	8500374	4_19950315	W-12_19911004	W-13_19911004	WW-02_19851009	W-14_19911004
					Sample Date	02/04/1985	03/15/1995	10/04/1991	10/04/1991	10/09/1985	10/04/1991
					Depth			0 - 0.02 m	0 - 0.02 m		0 - 0.02 m
	SMS_Marine_SCO_SCUMII	SMS_Marine_CSL_SCUMII	AET_Marine_SCO_SCUMII	AET_Marine_CSL_SCUMII							
Coprostanol (Cholestan-3-ol (3B, 5B))						--	--	200 UJ	1600 U	--	210 UJ
Dibenzo(a,h)anthracene			230	230		--	--	--	--	--	--
Dibenzofuran			540	540		--	--	--	--	--	--
Diethyl phthalate			200	1200		--	20 U	200 UJ	1600 U	--	210 UJ
Dimethyl phthalate			71	160		--	20 U	200 UJ	1600 U	71 U	210 UJ
Di-n-butyl phthalate			1400	1400		--	31 U	200 UJ	1600 U	--	210 UJ
Dinitro-o-cresol (4,6-Dinitro-2-methylphenol)						--	--	500 UJ	4100 U	--	520 UJ
Di-n-octyl phthalate			6200	6200		--	**42**	200 UJ	1600 U	22 U	210 UJ
Fluoranthene			1700	2500		--	--	--	--	--	--
Fluorene			540	540		--	--	--	--	--	--
Hexachlorobenzene			22	70		--	0.99 U	200 UJ	1600 U	630 U	210 UJ
Hexachlorobutadiene (Hexachloro-1,3-butadiene)			11	120		--	--	--	--	--	--
Hexachlorocyclopentadiene						--	--	200 UJ	1600 U	--	210 UJ
Hexachloroethane						--	--	200 UJ	1600 U	--	210 UJ
Indeno(1,2,3-c,d)pyrene			600	690		--	--	--	--	--	--
Isophorone						--	--	200 UJ	1600 U	57 U	210 UJ
Naphthalene			2100	2100		--	--	--	--	--	--
Nitrobenzene						--	--	200 UJ	1600 U	--	210 UJ
n-Nitrosodimethylamine						--	--	--	--	--	--
n-Nitrosodi-n-propylamine						--	--	200 UJ	1600 U	--	210 UJ
n-Nitrosodiphenylamine			28	40		--	20 U	200 UJ	1600 U	--	210 UJ
Pentachlorophenol	360	690	360	690		--	100 U	500 UJ	4100 U	1000 U	520 UJ
Perylene						--	--	--	--	--	--
Phenanthrene			1500	1500		--	--	--	--	--	--
Phenol	420	1200	420	1200		**110**	**140**	**3600 J**	**1100 J**	**43**	**150 J**
Pyrene			2600	3300		--	--	--	--	--	--
Total Benzofluoranthenes (lab reported total)			3200	3600		--	--	--	--	--	--
Triethyl citrate						--	--	--	--	--	--
Tris(2-chloroethyl) phosphate (TCEP)						--	--	--	--	--	--
Total Benzofluoranthenes (b,j,k) (U = 0)			3200	3600		--	--	--	--	--	--
Total cPAH TEQ (7 minimum CAEPA 2005) (U = 0)						--	--	--	--	--	--
Total HPAH (SMS) (U = 0)			12000	17000		--	--	--	--	--	--
Total LPAH (SMS) (U = 0)			5200	5200		--	--	--	--	--	--

Table C-11
Sediment Data for Chelan Ave. RS Overflow

					Distance to CSO (ft)	711	810	818	839	894	1018
					Location ID	GAMPONIALTJD05	HIRI95WW-04	HIRIPH2W-12	HIRIPH2W-13	EBCHEMWW-02	HIRIPH2W-14
					Area	DuwamishRiver	DuwamishRiver	DuwamishRiver	DuwamishRiver	DuwamishRiver	DuwamishRiver
					CSO	Chelan Ave. RS	Chelan Ave. RS	Chelan Ave. RS	Chelan Ave. RS	Chelan Ave. RS	Chelan Ave. RS
					Task	GAMPONIA	HIRI95	HIRIPH2	HIRIPH2	EBCHEM	HIRIPH2
					Sample ID	8500374	4_19950315	W-12_19911004	W-13_19911004	WW-02_19851009	W-14_19911004
					Sample Date	02/04/1985	03/15/1995	10/04/1991	10/04/1991	10/09/1985	10/04/1991
					Depth			0 - 0.02 m	0 - 0.02 m		0 - 0.02 m
	SMS_Marine_SCO_SCUMII	SMS_Marine_CSL_SCUMII	AET_Marine_SCO_SCUMII	AET_Marine_CSL_SCUMII							
Polycyclic Aromatic Hydrocarbons (mg/kg-OC)											
2-Methylnaphthalene	38	64			--	**3.7**	**4 J**	**2.7 J**	14 U	**2.3 J**
Acenaphthene	16	57			--	**5.9**	**6.3 J**	**5.7 J**	9 U	**1.5 J**
Acenaphthylene	66	66			--	**3.1**	**3.1 J**	**2.1 J**	6 U	**1.7 J**
Anthracene	220	1200			--	**41**	**51 J**	**61 J**	**8.2 J**	**31 J**
Benzo(a)anthracene	110	270			--	**120**	**170 J**	**91**	**17 J**	**57**
Benzo(a)pyrene	99	210			--	**90**	**68 J**	**42 J**	3.5 U	**40**
Benzo(b)fluoranthene					--	**130**	**120 J**	**74 J**	3.7 U	**81 J**
Benzo(g,h,i)perylene	31	78			--	**26**	**27 J**	**15 J**	4.3 U	**24 J**
Benzo(j)fluoranthene					--	--	--	--	--	--
Benzo(k)fluoranthene					--	**50**	**120 J**	**74 J**	4.2 U	**81 J**
Chrysene	110	460			--	**160**	**130 J**	**96**	**52 J**	**67**
Dibenzo(a,h)anthracene	12	33			--	**24**	10 UJ	70 U	7.3 U	10 UJ
Dibenzofuran	15	58			--	**5.9**	**6.8 J**	**6.5 J**	**34 J**	**1.6 J**
Fluoranthene	160	1200			--	**310**	**340 J**	**230**	**43 J**	**90 J**
Fluorene	23	79			--	**9.5**	**12 J**	**11 J**	10 U	**2.8 J**
Indeno(1,2,3-c,d)pyrene	34	88			--	**55**	**27 J**	**16 J**	4.7 U	**23**
Naphthalene	99	170			--	**6.4**	**4.1 J**	**2.6 J**	10 U	**3.4 J**
Phenanthrene	100	480			--	**50**	**35 J**	**61 J**	**24 J**	**40 J**
Pyrene	1000	1400			--	**300**	**130 J**	**130**	**34 J**	**81 J**
Total Benzofluoranthenes (b,j,k) (U = 0)	230	450			--	**180**	**240 J**	**150 J**	4.2 U	**160 J**
Total cPAH TEQ (7 minimum CAEPA 2005) (U = 0)					--	**100**	**100 J**	**68 J**	**2.2 J**	**65 J**
Total HPAH (SMS) (U = 0)	960	5300			--	**1000**	**1000 J**	**770 J**	**150 J**	**540 J**
Total LPAH (SMS) (U = 0)	370	780			--	**120**	**110 J**	**140 J**	**30 J**	**80 J**
Polycyclic Aromatic Hydrocarbons (µg/kg)											
1-Methylnaphthalene					--	--	--	--	--	--
1-Methylphenanthrene					--	--	--	--	--	--
2,3,5-Trimethylnaphthalene (1,6,7-Trimethylnaphthalene)					--	--	--	--	--	--
2,6-Dimethylnaphthalene					--	--	--	--	--	--
2-Methylnaphthalene			670	670	--	**81**	**70 J**	**63 J**	150 U	**49 J**
2-Methylphenanthrene					--	--	--	--	--	--
Acenaphthene			500	500	--	**130**	**120 J**	**130 J**	95 U	**32 J**
Acenaphthylene			1300	1300	--	**68**	**58 J**	**48 J**	63 U	**36 J**

Table C-11
Sediment Data for Chelan Ave. RS Overflow

					Distance to CSO (ft)	711	810	818	839	894	1018
					Location ID	GAMPONIALTJD05	HIRI95WW-04	HIRIPH2W-12	HIRIPH2W-13	EBCHEMWW-02	HIRIPH2W-14
					Area	DuwamishRiver	DuwamishRiver	DuwamishRiver	DuwamishRiver	DuwamishRiver	DuwamishRiver
					CSO	Chelan Ave. RS	Chelan Ave. RS	Chelan Ave. RS	Chelan Ave. RS	Chelan Ave. RS	Chelan Ave. RS
					Task	GAMPONIA	HIRI95	HIRIPH2	HIRIPH2	EBCHEM	HIRIPH2
					Sample ID	8500374	4_19950315	W-12_19911004	W-13_19911004	WW-02_19851009	W-14_19911004
					Sample Date	02/04/1985	03/15/1995	10/04/1991	10/04/1991	10/09/1985	10/04/1991
					Depth			0 - 0.02 m	0 - 0.02 m		0 - 0.02 m
	SMS_Marine_SCO_SCUMII	SMS_Marine_CSL_SCUMII	AET_Marine_SCO_SCUMII	AET_Marine_CSL_SCUMII							
Anthracene			960	960		**590**	**910**	**960 J**	**1400 J**	**86 J**	**650 J**
Benzo(a)anthracene			1300	1600		**1300**	**2700**	**3200 J**	**2100**	**180 J**	**1200**
Benzo(a)pyrene			1600	1600		--	**2000**	**1300 J**	**960 J**	37 U	**850**
Benzo(b)fluoranthene						--	**2800**	**2300 J**	**1700 J**	39 U	**1700 J**
Benzo(g,h,i)perylene			670	720		--	**570**	**510 J**	**340 J**	45 U	**510 J**
Benzo(j)fluoranthene						--	--	--	--	--	--
Benzo(k)fluoranthene						--	**1100**	**2300 J**	**1700 J**	44 U	**1700 J**
Carbazole						--	--	**110 J**	**180 J**	--	210 UJ
Chrysene			1400	2800		**2100**	**3500**	**2400 J**	**2200**	**550 J**	**1400**
Dibenzo(a,h)anthracene			230	230		--	**520**	200 UJ	1600 U	77 U	210 UJ
Dibenzofuran			540	540		--	**130**	**130 J**	**150 J**	**360 J**	**33 J**
Dibenzothiophene						--	--	--	--	--	--
Fluoranthene			1700	2500		**3900**	**6800**	**6400 J**	**5200**	**450 J**	**1900 J**
Fluorene			540	540		--	**210**	**230 J**	**250 J**	100 U	**59 J**
Indeno(1,2,3-c,d)pyrene			600	690		--	**1200**	**510 J**	**370 J**	49 U	**480**
Naphthalene			2100	2100		--	**140**	**77 J**	**59 J**	110 U	**72 J**
Phenanthrene			1500	1500		**2300**	**1100**	**670 J**	**1400 J**	**250 J**	**900 J**
Pyrene			2600	3300		**3100**	**6700**	**2400 J**	**3100**	**360 J**	**1700 J**
Retene						--	--	200 UJ	1600 U	--	210 UJ
Total Benzofluoranthenes (b,j,k) (U = 0)			3200	3600		--	**3900**	**4600 J**	**3400 J**	44 U	**3400 J**
Total cPAH TEQ (7 minimum CAEPA 2005) (U = 0)						**150**	**2900**	**2200 J**	**1600 J**	**24 J**	**1400 J**
Total HPAH (SMS) (U = 0)			12000	17000		**10000**	**28000**	**21000 J**	**18000 J**	**1500 J**	**11000 J**
Total LPAH (SMS) (U = 0)			5200	5200		**2900**	**2600**	**2100 J**	**3300 J**	**340 J**	**1700 J**
Pesticides (mg/kg-OC)											
Hexachlorobenzene	0.38	2.3				--	--	--	--	--	--
Hexachlorobutadiene (Hexachloro-1,3-butadiene)	3.9	6.2				--	--	--	--	--	--
Pesticides (µg/kg)											
2,4'-DDD (o,p'-DDD)						--	--	--	--	--	--
2,4'-DDE (o,p'-DDE)						--	--	--	--	--	--
2,4'-DDT (o,p'-DDT)						--	--	--	--	--	--
4,4'-DDD (p,p'-DDD)						--	**31**	1.8 U	0.89 U	12 U	3.5 U
4,4'-DDE (p,p'-DDE)						--	**6.5**	1.8 U	0.89 U	8.5 U	3.5 U
4,4'-DDT (p,p'-DDT)						--	**66**	--	--	9.4 U	--

Table C-11
Sediment Data for Chelan Ave. RS Overflow

					Distance to CSO (ft)	711	810	818	839	894	1018
					Location ID	GAMPONIALTJD05	HIRI95WW-04	HIRIPH2W-12	HIRIPH2W-13	EBCHEMWW-02	HIRIPH2W-14
					Area	DuwamishRiver	DuwamishRiver	DuwamishRiver	DuwamishRiver	DuwamishRiver	DuwamishRiver
					CSO	Chelan Ave. RS	Chelan Ave. RS	Chelan Ave. RS	Chelan Ave. RS	Chelan Ave. RS	Chelan Ave. RS
					Task	GAMPONIA	HIRI95	HIRIPH2	HIRIPH2	EBCHEM	HIRIPH2
					Sample ID	8500374	4_19950315	W-12_19911004	W-13_19911004	WW-02_19851009	W-14_19911004
					Sample Date	02/04/1985	03/15/1995	10/04/1991	10/04/1991	10/09/1985	10/04/1991
					Depth			0 - 0.02 m	0 - 0.02 m		0 - 0.02 m
	SMS_Marine_SCO_SCUMII	SMS_Marine_CSL_SCUMII	AET_Marine_SCO_SCUMII	AET_Marine_CSL_SCUMII							
Aldrin						--	**3.3**	0.9 U	0.44 U	6.7 U	1.8 U
Chlordane						--	--	--	--	140 U	--
Chlordane, alpha- (Chlordane, cis-)						--	0.99 U	9 U	4.4 U	--	18 U
Chlordane, beta- (Chlordane, trans-)						--	--	--	--	--	--
Chlordane, gamma-						--	**11**	9 U	4.4 U	--	18 U
Dieldrin						--	2 U	1.8 U	0.89 U	8.8 U	3.5 U
Endosulfan						--	--	--	--	--	--
Endosulfan sulfate						--	--	1.8 U	0.89 U	--	3.5 U
Endosulfan, alpha- (I)						--	--	0.9 U	0.44 U	--	1.8 U
Endosulfan, beta (II)						--	--	1.8 U	0.89 U	--	3.5 U
Endrin						--	--	1.8 U	0.89 U	11 U	3.5 U
Endrin aldehyde						--	--	1.8 U	0.89 U	9.9 U	3.5 U
Endrin ketone						--	--	1.8 U	0.89 U	--	3.5 U
Heptachlor						--	0.99 U	0.9 U	0.44 U	6.1 U	1.8 U
Heptachlor epoxide						--	--	0.9 U	0.44 U	--	1.8 U
Hexachlorobenzene			22	70		--	--	--	--	--	--
Hexachlorobutadiene (Hexachloro-1,3-butadiene)			11	120		--	--	--	--	--	--
Hexachlorocyclohexane (BHC), alpha-						--	--	0.9 U	0.44 U	3.6 U	1.8 U
Hexachlorocyclohexane (BHC), beta-						--	--	0.9 U	0.44 U	8.7 U	1.8 U
Hexachlorocyclohexane (BHC), delta-						--	--	0.9 U	0.44 U	4.8 U	1.8 U
Hexachlorocyclohexane (BHC), gamma- (Lindane)						--	0.99 U	0.9 U	0.44 U	4.3 U	1.8 U
Methoxychlor						--	--	9 U	4.4 U	--	18 U
Mirex						--	--	--	--	--	--
Nonachlor, cis-						--	--	--	--	--	--
Nonachlor, trans-						--	--	--	--	--	--
Oxychlordane						--	--	--	--	--	--
Total 2,4' and 4,4'-DDD,-DDE,-DDT (reported, not calculated)						--	**104**	--	--	**30 J**	--
Total 2,4' and 4,4'-DDT (Reported, not calculated)						--	--	1.8 U	0.89 U	--	3.5 U
Toxaphene						--	--	18 U	8.9 U	--	35 U
Dioxin Furans (ng/kg)											
2,3,7,8-Tetrachlorodibenzo-p-dioxin (TCDD)						--	--	--	--	--	--
1,2,3,7,8-Pentachlorodibenzo-p-dioxin (PeCDD)						--	--	--	--	--	--
1,2,3,4,7,8-Hexachlorodibenzo-p-dioxin (HxCDD)						--	--	--	--	--	--

Table C-11
Sediment Data for Chelan Ave. RS Overflow

					Distance to CSO (ft)	711	810	818	839	894	1018
					Location ID	GAMPONIALTJD05	HIRI95WW-04	HIRIPH2W-12	HIRIPH2W-13	EBCHEMWW-02	HIRIPH2W-14
					Area	DuwamishRiver	DuwamishRiver	DuwamishRiver	DuwamishRiver	DuwamishRiver	DuwamishRiver
					CSO	Chelan Ave. RS	Chelan Ave. RS	Chelan Ave. RS	Chelan Ave. RS	Chelan Ave. RS	Chelan Ave. RS
					Task	GAMPONIA	HIRI95	HIRIPH2	HIRIPH2	EBCHEM	HIRIPH2
					Sample ID	8500374	4_19950315	W-12_19911004	W-13_19911004	WW-02_19851009	W-14_19911004
					Sample Date	02/04/1985	03/15/1995	10/04/1991	10/04/1991	10/09/1985	10/04/1991
					Depth			0 - 0.02 m	0 - 0.02 m		0 - 0.02 m
	SMS_Marine_SCO_SCUMII	SMS_Marine_CSL_SCUMII	AET_Marine_SCO_SCUMII	AET_Marine_CSL_SCUMII							
1,2,3,6,7,8-Hexachlorodibenzo-p-dioxin (HxCDD)						--	--	--	--	--	--
1,2,3,7,8,9-Hexachlorodibenzo-p-dioxin (HxCDD)						--	--	--	--	--	--
1,2,3,4,6,7,8-Heptachlorodibenzo-p-dioxin (HpCDD)						--	--	--	--	--	--
1,2,3,4,6,7,8,9-Octachlorodibenzo-p-dioxin (OCDD)						--	--	--	--	--	--
Total Tetrachlorodibenzo-p-dioxin (TCDD)						--	--	--	--	--	--
Total Pentachlorodibenzo-p-dioxin (PeCDD)						--	--	--	--	--	--
Total Hexachlorodibenzo-p-dioxin (HxCDD)						--	--	--	--	--	--
Total Heptachlorodibenzo-p-dioxin (HpCDD)						--	--	--	--	--	--
2,3,7,8-Tetrachlorodibenzofuran (TCDF)						--	--	--	--	--	--
1,2,3,7,8-Pentachlorodibenzofuran (PeCDF)						--	--	--	--	--	--
2,3,4,7,8-Pentachlorodibenzofuran (PeCDF)						--	--	--	--	--	--
1,2,3,4,7,8-Hexachlorodibenzofuran (HxCDF)						--	--	--	--	--	--
1,2,3,6,7,8-Hexachlorodibenzofuran (HxCDF)						--	--	--	--	--	--
1,2,3,7,8,9-Hexachlorodibenzofuran (HxCDF)						--	--	--	--	--	--
1,2,3,6,7,8-Hexachlorodibenzofuran (HxCDF)						--	--	--	--	--	--
1,2,3,7,8,9-Hexachlorodibenzofuran (HxCDF)						--	--	--	--	--	--
2,3,4,6,7,8-Hexachlorodibenzofuran (HxCDF)						--	--	--	--	--	--
1,2,3,4,6,7,8-Heptachlorodibenzofuran (HpCDF)						--	--	--	--	--	--
1,2,3,4,7,8,9-Heptachlorodibenzofuran (HpCDF)						--	--	--	--	--	--
1,2,3,4,6,7,8,9-Octachlorodibenzofuran (OCDF)						--	--	--	--	--	--
Total Tetrachlorodibenzofuran (TCDF)						--	--	--	--	--	--
Total Pentachlorodibenzofuran (PeCDF)						--	--	--	--	--	--
Total Hexachlorodibenzofuran (HxCDF)						--	--	--	--	--	--
Total Heptachlorodibenzofuran (HpCDF)						--	--	--	--	--	--
Dioxin Furans (mg/kg-OC)											
Total Dioxin/Furan TEQ 2005 (Mammal) (U = 0)						--	--	--	--	--	--
Dioxin Furans (ng/kg)											
Total Dioxin/Furan TEQ 2005 (Mammal) (U = 0)						--	--	--	--	--	--
PCB Aroclors (mg/kg-OC)											
Total PCB Aroclors (SMS Marine 2013) (U = 0)	12	65				--	**20**	**20**	**2.5**	--	**22**
PCB Aroclors (µg/kg)											
Aroclor 1016						--	20 U	9 U	4.4 U	--	18 U
Aroclor 1221						--	40 U	9 U	4.4 U	--	18 U
Aroclor 1232						--	20 U	9 U	4.4 U	--	18 U
Aroclor 1242						**53**	**50**	9 U	4.4 U	--	18 U

Table C-11
Sediment Data for Chelan Ave. RS Overflow

					Distance to CSO (ft)	711	810	818	839	894	1018
					Location ID	GAMPONIALTJD05	HIRI95WW-04	HIRIPH2W-12	HIRIPH2W-13	EBCHEMWW-02	HIRIPH2W-14
					Area	DuwamishRiver	DuwamishRiver	DuwamishRiver	DuwamishRiver	DuwamishRiver	DuwamishRiver
					CSO	Chelan Ave. RS	Chelan Ave. RS	Chelan Ave. RS	Chelan Ave. RS	Chelan Ave. RS	Chelan Ave. RS
					Task	GAMPONIA	HIRI95	HIRIPH2	HIRIPH2	EBCHEM	HIRIPH2
					Sample ID	8500374	4_19950315	W-12_19911004	W-13_19911004	WW-02_19851009	W-14_19911004
					Sample Date	02/04/1985	03/15/1995	10/04/1991	10/04/1991	10/09/1985	10/04/1991
					Depth			0 - 0.02 m	0 - 0.02 m		0 - 0.02 m
	SMS_Marine_SCO_SCUMII	SMS_Marine_CSL_SCUMII	AET_Marine_SCO_SCUMII	AET_Marine_CSL_SCUMII							
Aroclor 1248						**53**	20 U	**150**	**12**	--	**250**
Aroclor 1254						**390**	**210**	**160**	**29**	--	**180**
Aroclor 1260						**130**	**190**	**28**	**17**	--	**37**
Aroclor 1262						--	--	--	--	--	--
Aroclor 1268						--	--	--	--	--	--
Total PCB Aroclors (SMS Marine 2013) (U = 0)			130	1000		**630**	**450**	**340**	**58**	--	**470**
PCB Congeners (ng/kg)											
PCB-008						--	--	--	--	--	--
PCB-018						--	--	--	--	--	--
PCB-028						--	--	--	--	--	--
PCB-044						--	--	--	--	--	--
PCB-052						--	--	--	--	--	--
PCB-066						--	--	--	--	--	--
PCB-077						--	--	--	--	--	--
PCB-101						--	--	--	--	--	--
PCB-105						--	--	--	--	--	--
PCB-118						--	--	--	--	--	--
PCB-126						--	--	--	--	--	--
PCB-128						--	--	--	--	--	--
PCB-138						--	--	--	--	--	--
PCB-153						--	--	--	--	--	--
PCB-169						--	--	--	--	--	--
PCB-170						--	--	--	--	--	--
PCB-180						--	--	--	--	--	--
PCB-187						--	--	--	--	--	--
PCB-195						--	--	--	--	--	--
PCB-206						--	--	--	--	--	--
PCB-209						--	--	--	--	--	--
Polybrominated diphenyl ethers (ng/kg)											
PBDE-047						--	--	--	--	--	--
PBDE-049						--	--	--	--	--	--
PBDE-066						--	--	--	--	--	--
PBDE-071						--	--	--	--	--	--

Table C-11
Sediment Data for Chelan Ave. RS Overflow

					Distance to CSO (ft)	711	810	818	839	894	1018
					Location ID	GAMPONIALTJD05	HIRI95WW-04	HIRIPH2W-12	HIRIPH2W-13	EBCHEMWW-02	HIRIPH2W-14
					Area	DuwamishRiver	DuwamishRiver	DuwamishRiver	DuwamishRiver	DuwamishRiver	DuwamishRiver
					CSO	Chelan Ave. RS	Chelan Ave. RS	Chelan Ave. RS	Chelan Ave. RS	Chelan Ave. RS	Chelan Ave. RS
					Task	GAMPONIA	HIRI95	HIRIPH2	HIRIPH2	EBCHEM	HIRIPH2
					Sample ID	8500374	4_19950315	W-12_19911004	W-13_19911004	WW-02_19851009	W-14_19911004
					Sample Date	02/04/1985	03/15/1995	10/04/1991	10/04/1991	10/09/1985	10/04/1991
					Depth			0 - 0.02 m	0 - 0.02 m		0 - 0.02 m
	SMS_Marine_SCO_SCUMII	SMS_Marine_CSL_SCUMII	AET_Marine_SCO_SCUMII	AET_Marine_CSL_SCUMII							
PBDE-099						--	--	--	--	--	--
PBDE-100						--	--	--	--	--	--
PBDE-138						--	--	--	--	--	--
PBDE-153						--	--	--	--	--	--
PBDE-154						--	--	--	--	--	--
PBDE-183						--	--	--	--	--	--
PBDE-184						--	--	--	--	--	--
PBDE-191						--	--	--	--	--	--
PBDE-209						--	--	--	--	--	--
Total Petroleum Hydrocarbons (mg/kg)											
Diesel range hydrocarbons						--	--	**120 J**	10 U	--	10 U
Gasoline range hydrocarbons						--	--	10 U	10 U	--	10 U
Lube oil						--	--	**170 J**	10 U	--	**190 J**
Oil and grease						--	--	--	--	**1690**	--
Pharmaceuticals and Personal Care Products (µg/kg)											
Bisphenol a						--	--	--	--	--	--
Caffeine						--	--	200 UJ	1600 U	--	210 UJ
Triclosan						--	--	--	--	--	--

Table C-11
Sediment Data for Chelan Ave. RS Overflow

				Distance to CSO (ft)	1045	1077	1106	1450
				Location ID	HIRIPH2W-15	HIRIPH2W-02	EBCHEMWW-01	HIRIPH2W-01
				Area	DuwamishRiver	DuwamishRiver	DuwamishRiver	DuwamishRiver
				CSO	Chelan Ave. RS	Chelan Ave. RS	Chelan Ave. RS	Chelan Ave. RS
				Task	HIRIPH2	HIRIPH2	EBCHEM	HIRIPH2
				Sample ID	W-15_19911004	W-02	WW-01_19851001	W-01
				Sample Date	10/04/1991	10/11/1991	10/01/1985	10/11/1991
				Depth	0 - 0.02 m	0 - 0.02 m		0 - 0.02 m
	SMS_Marine_SCO_SCUMII	SMS_Marine_CSL_SCUMII	AET_Marine_SCO_SCUMII	AET_Marine_CSL_SCUMII				
Conventional Parameters (ppt)								
Salinity					--	--	--	--
Conventional Parameters (mg/kg)								
Acid volatile sulfide					**20 J**	--	--	--
Ammonia					--	--	--	--
Ammonia as nitrogen					--	--	--	--
Cyanide					--	0.3 U	--	--
Nitrogen, total (nitrate, nitrite, Kjeldahl) (calculated)					--	--	**360**	--
Sulfide					--	--	**19**	--
Conventional Parameters (pct)								
Moisture (water) content					--	--	--	--
Total organic carbon					**1.9 J**	**0.233 J**	**0.48 J**	**0.239 J**
Total solids					--	--	**72.6**	--
Total solids (preserved)					--	--	--	--
Total volatile solids					--	--	**2.39**	--
Conventional Parameters (su)								
pH					--	--	--	--
Grain Size (pct)								
Pebble					--	--	--	--
Gravel					--	--	--	--
Granule (very fine gravel)					--	--	--	--
Sand					**14**	**81**	**58.3**	**85**
Sand, very coarse					--	--	--	--
Sand, coarse					--	--	--	--
Sand, medium					--	--	--	--
Sand, fine					--	--	--	--
Sand, very fine					--	--	--	--
Silt					**57**	**6**	**18**	**4**
Silt, coarse					--	--	--	--
Silt, medium					--	--	--	--
Silt, fine					--	--	--	--
Silt, very fine					--	--	--	--
Clay					**28**	**13**	**22.5**	**11**

Table C-11
Sediment Data for Chelan Ave. RS Overflow

					Distance to CSO (ft)	1045	1077	1106	1450
					Location ID	HIRIPH2W-15	HIRIPH2W-02	EBCHEMWW-01	HIRIPH2W-01
					Area	DuwamishRiver	DuwamishRiver	DuwamishRiver	DuwamishRiver
					CSO	Chelan Ave. RS	Chelan Ave. RS	Chelan Ave. RS	Chelan Ave. RS
					Task	HIRIPH2	HIRIPH2	EBCHEM	HIRIPH2
					Sample ID	W-15_19911004	W-02	WW-01_19851001	W-01
					Sample Date	10/04/1991	10/11/1991	10/01/1985	10/11/1991
					Depth	0 - 0.02 m	0 - 0.02 m		0 - 0.02 m
	SMS_Marine_SCO_SCUMII	SMS_Marine_CSL_SCUMII	AET_Marine_SCO_SCUMII	AET_Marine_CSL_SCUMII					
Clay, coarse						--	--	--	--
Clay, medium						--	--	--	--
Clay, fine						--	--	--	--
Metals (mg/kg)									
Aluminum						--	**22100**	--	--
Antimony						--	**14.8 J**	**18.1**	--
Arsenic	57	93	57	93		**10.3**	**10.4**	**13.2**	**8.2**
Barium						--	**123**	--	--
Beryllium						--	**0.21 J**	--	--
Cadmium	5.1	6.7	5.1	6.7		**7.3**	**5**	**0.24**	**5.7**
Calcium						--	**14300**	--	--
Chromium	260	270	260	270		--	**44.9**	**35 J**	--
Chromium VI						**0.014 J**	0.01 UJ	--	0.01 UJ
Cobalt						--	**9.9**	--	--
Copper	390	390	390	390		**128**	**110**	**77.8**	**94.8**
Iron						--	**24700**	**45400**	--
Lead	450	530	450	530		**58.2**	**45.7 J**	**142**	**206**
Magnesium						--	**6550**	--	--
Manganese						--	**305**	**833 J**	--
Mercury	0.41	0.59	0.41	0.59		**0.43 J**	**0.03 J**	**0.14 J**	**0.04 J**
Molybdenum						--	--	--	--
Nickel						--	**17.6**	**25.5**	--
Potassium						--	**2090**	--	--
Selenium						--	--	0.11 U	--
Silver	6.1	6.1	6.1	6.1		--	--	**0.18 J**	--
Sodium						--	**10300**	--	--
Thallium						--	**0.03 J**	--	--
Tin						--	--	--	--
Vanadium						--	**72.7**	--	--
Zinc	410	960	410	960		**149**	**101**	**171 J**	**168**
Organometallic Compounds (porewater) (µg/L)									
Butyltin (n-Butyltin)						--	--	--	--
Dibutyltin (ion)						--	--	--	--

Table C-11
Sediment Data for Chelan Ave. RS Overflow

					Distance to CSO (ft)	1045	1077	1106	1450
					Location ID	HIRIPH2W-15	HIRIPH2W-02	EBCHEMWW-01	HIRIPH2W-01
					Area	DuwamishRiver	DuwamishRiver	DuwamishRiver	DuwamishRiver
					CSO	Chelan Ave. RS	Chelan Ave. RS	Chelan Ave. RS	Chelan Ave. RS
					Task	HIRIPH2	HIRIPH2	EBCHEM	HIRIPH2
					Sample ID	W-15_19911004	W-02	WW-01_19851001	W-01
					Sample Date	10/04/1991	10/11/1991	10/01/1985	10/11/1991
					Depth	0 - 0.02 m	0 - 0.02 m		0 - 0.02 m
	SMS_Marine_SCO_SCUMII	SMS_Marine_CSL_SCUMII	AET_Marine_SCO_SCUMII	AET_Marine_CSL_SCUMII					
Tributyltin (ion)					--	--	--	--	
Organometallic Compounds (µg/kg)									
Butyltin (n-Butyltin)					--	--	--	--	
Dibutyltin (ion)					--	--	--	--	
Tributyltin					**2280 J**	**120 J**	--	48 UJ	
Tributyltin (ion)					--	--	--	--	
Volatile Organics (mg/kg-OC)									
Hexachlorobutadiene (Hexachloro-1,3-butadiene)	3.9	6.2			12 U	270 UJ	60 U	54 UJ	
Volatile Organics (µg/kg)									
1,1,2,2-Tetrachloroethane					--	--	0.6 U	--	
1,1,2-Trichloroethane					--	--	1.1 U	--	
1,1-Dichloroethane					--	--	0.7 U	--	
1,1-Dichloroethene					--	--	1 U	--	
1,2-Dichloroethane					--	--	0.7 U	--	
1,2-Dichloroethene					--	--	1 U	--	
1,2-Dichloropropane					--	--	3 U	--	
1,3-Dichloropropene, cis-					--	--	0.4 U	--	
1,3-Dichloropropene, trans-					--	--	1 U	--	
2-Butanone, 3-methoxy-3-methyl					--	--	--	--	
2-Chloroethylvinyl ether					--	--	7 U	--	
4-Nonylphenol					--	--	--	--	
Acrolein					--	--	14 U	--	
Acrylonitrile					--	--	7 U	--	
Benzene					--	--	1 U	--	
Bromodichloromethane					--	--	0.7 U	--	
Bromoform (Tribromomethane)					--	--	1 U	--	
Bromomethane (Methyl bromide)					--	--	1 U	--	
Carbon tetrachloride (Tetrachloromethane)					--	--	1 U	--	
Chlorobenzene					--	--	0.4 U	--	
Chloroethane					--	--	3 U	--	
Chloroform					--	--	0.3 U	--	
Chloromethane					--	--	1 U	--	
Chloroprene					--	--	290 U	--	

Table C-11
Sediment Data for Chelan Ave. RS Overflow

					Distance to CSO (ft)	1045	1077	1106	1450
					Location ID	HIRIPH2W-15	HIRIPH2W-02	EBCHEMWW-01	HIRIPH2W-01
					Area	DuwamishRiver	DuwamishRiver	DuwamishRiver	DuwamishRiver
					CSO	Chelan Ave. RS	Chelan Ave. RS	Chelan Ave. RS	Chelan Ave. RS
					Task	HIRIPH2	HIRIPH2	EBCHEM	HIRIPH2
					Sample ID	W-15_19911004	W-02	WW-01_19851001	W-01
					Sample Date	10/04/1991	10/11/1991	10/01/1985	10/11/1991
					Depth	0 - 0.02 m	0 - 0.02 m		0 - 0.02 m
	SMS_Marine_SCO_SCUMII	SMS_Marine_CSL_SCUMII	AET_Marine_SCO_SCUMII	AET_Marine_CSL_SCUMII					
Dibromochloromethane						--	--	1.1 U	--
Ethylbenzene						--	--	1.4 U	--
Hexachlorobutadiene (Hexachloro-1,3-butadiene)			11	120		220 U	630 UJ	290 U	130 UJ
o-Xylene						--	--	--	--
Tetrachloroethene (PCE)						--	--	0.1 U	--
Toluene						--	--	3 U	--
Trichloroethene (TCE)						--	--	1.1 U	--
Vinyl chloride						--	--	0.6 U	--
Semivolatile Organics (mg/kg-OC)									
1,2,4-Trichlorobenzene	0.81	1.8				12 U	270 UJ	10 U	54 UJ
1,2-Dichlorobenzene	2.3	2.3				12 U	270 UJ	6 U	54 UJ
1,4-Dichlorobenzene	3.1	9				12 U	270 UJ	8 U	54 UJ
2-Methylnaphthalene	38	64				--	--	--	--
Acenaphthene	16	57				--	--	--	--
Acenaphthylene	66	66				--	--	--	--
Anthracene	220	1200				--	--	--	--
Benzo(a)anthracene	110	270				--	--	--	--
Benzo(a)pyrene	99	210				--	--	--	--
Benzo(b)fluoranthene						--	--	--	--
Benzo(b,j,k)fluoranthenes						--	--	--	--
Benzo(g,h,i)perylene	31	78				--	--	--	--
Benzo(k)fluoranthene						--	--	--	--
bis(2-Ethylhexyl)phthalate	47	78				9.5 UJ	32 UJ	--	30 UJ
Butylbenzyl phthalate	4.9	64				**9.5 J**	270 UJ	**2 J**	54 UJ
Chrysene	110	460				--	--	--	--
Dibenzo(a,h)anthracene	12	33				--	--	--	--
Dibenzofuran	15	58				--	--	--	--
Diethyl phthalate	61	110				12 U	270 UJ	--	54 UJ
Dimethyl phthalate	53	53				12 U	270 UJ	0.6 U	54 UJ
Di-n-butyl phthalate	220	1700				12 U	270 UJ	--	54 UJ
Di-n-octyl phthalate	58	4500				12 U	270 UJ	**2.9 J**	54 UJ
Fluoranthene	160	1200				--	--	--	--
Fluorene	23	79				--	--	--	--

Table C-11
Sediment Data for Chelan Ave. RS Overflow

					Distance to CSO (ft)	**1045**	**1077**	**1106**	**1450**
					Location ID	**HIRIPH2W-15**	**HIRIPH2W-02**	**EBCHEMWW-01**	**HIRIPH2W-01**
					Area	**DuwamishRiver**	**DuwamishRiver**	**DuwamishRiver**	**DuwamishRiver**
					CSO	**Chelan Ave. RS**	**Chelan Ave. RS**	**Chelan Ave. RS**	**Chelan Ave. RS**
					Task	**HIRIPH2**	**HIRIPH2**	**EBCHEM**	**HIRIPH2**
					Sample ID	**W-15_19911004**	**W-02**	**WW-01_19851001**	**W-01**
					Sample Date	**10/04/1991**	**10/11/1991**	**10/01/1985**	**10/11/1991**
					Depth	**0 - 0.02 m**	**0 - 0.02 m**		**0 - 0.02 m**
	SMS_Marine_SCO_SCUMII	**SMS_Marine_CSL_SCUMII**	**AET_Marine_SCO_SCUMII**	**AET_Marine_CSL_SCUMII**					
Hexachlorobenzene	0.38	2.3			12 U	270 UJ	6 U	54 UJ
Hexachlorobutadiene (Hexachloro-1,3-butadiene)	3.9	6.2			--	--	--	--
Indeno(1,2,3-c,d)pyrene	34	88			--	--	--	--
Naphthalene	99	170			--	--	--	--
n-Nitrosodiphenylamine	11	11			12 U	270 UJ	--	54 UJ
Phenanthrene	100	480			--	--	--	--
Pyrene	1000	1400			--	--	--	--
Total Benzofluoranthenes (lab reported total)	230	450			--	--	--	--
Total Benzofluoranthenes (b,j,k) (U = 0)	230	450			--	--	--	--
Total cPAH TEQ (7 minimum CAEPA 2005) (U = 0)					--	--	--	--
Total HPAH (SMS) (U = 0)	960	5300			--	--	--	--
Total LPAH (SMS) (U = 0)	370	780			--	--	--	--
Semivolatile Organics (µg/kg)								
1,2,4-Trichlorobenzene			31	51	220 U	630 UJ	48 U	130 UJ
1,2-Dichlorobenzene			35	50	220 U	630 UJ	30 U	130 UJ
1,2-Diphenylhydrazine					--	--	--	--
1,3-Dichlorobenzene					220 U	630 UJ	60 U	130 UJ
1,4-Dichlorobenzene			110	110	220 U	630 UJ	40 U	130 UJ
1-Methylnaphthalene					--	--	--	--
2,2'-Oxybis (1-chloropropane)					220 U	630 UJ	--	130 UJ
2,4,5-Trichlorophenol					540 U	1600 UJ	30 U	310 UJ
2,4,6-Trichlorophenol					220 U	630 UJ	32 U	130 UJ
2,4-Dichlorophenol					220 U	630 UJ	12 U	130 UJ
2,4-Dimethylphenol	29	29	29	29	220 U	630 UJ	58 U	130 UJ
2,4-Dinitrophenol					540 U	1600 UJ	--	310 UJ
2,4-Dinitrotoluene					220 U	630 UJ	--	130 UJ
2,6-Dinitrotoluene					220 U	630 UJ	--	130 UJ
2-Chloronaphthalene					220 U	630 UJ	5 U	130 UJ
2-Chlorophenol					220 U	630 UJ	2.8 U	130 UJ
2-Methylnaphthalene			670	670	--	--	--	--
2-Methylphenol (o-Cresol)	63	63	63	63	220 U	630 UJ	3.1 U	130 UJ
2-Nitroaniline					540 U	1600 UJ	--	310 UJ
2-Nitrophenol					220 U	630 UJ	--	130 UJ

Table C-11
Sediment Data for Chelan Ave. RS Overflow

					Distance to CSO (ft)	1045	1077	1106	1450
					Location ID	HIRIPH2W-15	HIRIPH2W-02	EBCHEMWW-01	HIRIPH2W-01
					Area	DuwamishRiver	DuwamishRiver	DuwamishRiver	DuwamishRiver
					CSO	Chelan Ave. RS	Chelan Ave. RS	Chelan Ave. RS	Chelan Ave. RS
					Task	HIRIPH2	HIRIPH2	EBCHEM	HIRIPH2
					Sample ID	W-15_19911004	W-02	WW-01_19851001	W-01
					Sample Date	10/04/1991	10/11/1991	10/01/1985	10/11/1991
					Depth	0 - 0.02 m	0 - 0.02 m		0 - 0.02 m
	SMS_Marine_SCO_SCUMII	SMS_Marine_CSL_SCUMII	AET_Marine_SCO_SCUMII	AET_Marine_CSL_SCUMII				
3,3'-Dichlorobenzidine					220 U	630 UJ	--	130 UJ
3-Methylphenanthrene					--	--	**14 J**	--
3-Nitroaniline					540 U	1600 UJ	--	310 UJ
4-Bromophenyl-phenyl ether					220 U	630 UJ	--	130 UJ
4-Chloro-3-methylphenol					220 U	630 UJ	7.7 U	130 UJ
4-Chloroaniline					220 U	630 UJ	--	130 UJ
4-Chlorophenyl phenyl ether					220 U	630 UJ	--	130 UJ
4-Methylphenol (p-Cresol)	670	670	670	670	220 U	630 UJ	3.2 U	130 UJ
4-Nitroaniline					540 U	1600 UJ	--	310 UJ
4-Nitrophenol					540 U	1600 UJ	--	310 UJ
Acenaphthene			500	500	--	--	--	--
Acenaphthylene			1300	1300	--	--	--	--
Aniline					--	--	--	--
Anthracene			960	960	--	--	--	--
Benzidine					--	--	--	--
Benzo(a)anthracene			1300	1600	--	--	--	--
Benzo(a)pyrene			1600	1600	--	--	--	--
Benzo(b)fluoranthene					--	--	--	--
Benzo(b,j,k)fluoranthenes					--	--	--	--
Benzo(e)pyrene					--	--	--	--
Benzo(g,h,i)perylene			670	720	--	--	--	--
Benzo(k)fluoranthene					--	--	--	--
Benzoic acid	650	650	650	650	--	--	31 U	--
Benzyl alcohol	57	73	57	73	--	--	120 U	--
Biphenyl (1,1'-Biphenyl)					--	--	--	--
bis(2-Chloroethoxy)methane					220 U	630 UJ	--	130 UJ
bis(2-Chloroethyl)ether					220 U	630 UJ	--	130 UJ
bis(2-Ethylhexyl)phthalate			1300	3100	180 UJ	74 UJ	--	70 UJ
Butylbenzyl phthalate			63	900	**180 J**	630 UJ	**9 J**	130 UJ
Carbazole					--	--	--	--
Chlorinated Benzenes					--	--	29 U	--
Cholesterol					--	--	--	--
Chrysene			1400	2800	--	--	--	--

Table C-11
Sediment Data for Chelan Ave. RS Overflow

				Distance to CSO (ft)	1045	1077	1106	1450
				Location ID	HIRIPH2W-15	HIRIPH2W-02	EBCHEMWW-01	HIRIPH2W-01
				Area	DuwamishRiver	DuwamishRiver	DuwamishRiver	DuwamishRiver
				CSO	Chelan Ave. RS	Chelan Ave. RS	Chelan Ave. RS	Chelan Ave. RS
				Task	HIRIPH2	HIRIPH2	EBCHEM	HIRIPH2
				Sample ID	W-15_19911004	W-02	WW-01_19851001	W-01
				Sample Date	10/04/1991	10/11/1991	10/01/1985	10/11/1991
				Depth	0 - 0.02 m	0 - 0.02 m		0 - 0.02 m
	SMS_Marine_SCO_SCUMII	SMS_Marine_CSL_SCUMII	AET_Marine_SCO_SCUMII	AET_Marine_CSL_SCUMII				
Coprostanol (Cholestan-3-ol (3B, 5B))					220 U	630 UJ	--	130 UJ
Dibenzo(a,h)anthracene			230	230	--	--	--	--
Dibenzofuran			540	540	--	--	--	--
Diethyl phthalate			200	1200	220 U	630 UJ	--	130 UJ
Dimethyl phthalate			71	160	220 U	630 UJ	3 U	130 UJ
Di-n-butyl phthalate			1400	1400	220 U	630 UJ	--	130 UJ
Dinitro-o-cresol (4,6-Dinitro-2-methylphenol)					540 U	1600 UJ	--	310 UJ
Di-n-octyl phthalate			6200	6200	220 U	630 UJ	**14 J**	130 UJ
Fluoranthene			1700	2500	--	--	--	--
Fluorene			540	540	--	--	--	--
Hexachlorobenzene			22	70	220 U	630 UJ	29 U	130 UJ
Hexachlorobutadiene (Hexachloro-1,3-butadiene)			11	120	--	--	--	--
Hexachlorocyclopentadiene					220 U	630 UJ	--	130 UJ
Hexachloroethane					220 U	630 UJ	--	130 UJ
Indeno(1,2,3-c,d)pyrene			600	690	--	--	--	--
Isophorone					220 U	630 UJ	5.4 U	130 UJ
Naphthalene			2100	2100	--	--	--	--
Nitrobenzene					220 U	630 UJ	--	130 UJ
n-Nitrosodimethylamine					--	--	--	--
n-Nitrosodi-n-propylamine					220 U	630 UJ	--	130 UJ
n-Nitrosodiphenylamine			28	40	220 U	630 UJ	--	130 UJ
Pentachlorophenol	360	690	360	690	540 U	1600 UJ	2600 U	310 UJ
Perylene					--	--	--	--
Phenanthrene			1500	1500	--	--	--	--
Phenol	420	1200	420	1200	**500**	**250 J**	**16 J**	130 UJ
Pyrene			2600	3300	--	--	--	--
Total Benzofluoranthenes (lab reported total)			3200	3600	--	--	--	--
Triethyl citrate					--	--	--	--
Tris(2-chloroethyl) phosphate (TCEP)					--	--	--	--
Total Benzofluoranthenes (b,j,k) (U = 0)			3200	3600	--	--	--	--
Total cPAH TEQ (7 minimum CAEPA 2005) (U = 0)					--	--	--	--
Total HPAH (SMS) (U = 0)			12000	17000	--	--	--	--
Total LPAH (SMS) (U = 0)			5200	5200	--	--	--	--

Table C-11
Sediment Data for Chelan Ave. RS Overflow

					Distance to CSO (ft)	1045	1077	1106	1450
					Location ID	HIRIPH2W-15	HIRIPH2W-02	EBCHEMWW-01	HIRIPH2W-01
					Area	DuwamishRiver	DuwamishRiver	DuwamishRiver	DuwamishRiver
					CSO	Chelan Ave. RS	Chelan Ave. RS	Chelan Ave. RS	Chelan Ave. RS
					Task	HIRIPH2	HIRIPH2	EBCHEM	HIRIPH2
					Sample ID	W-15_19911004	W-02	WW-01_19851001	W-01
					Sample Date	10/04/1991	10/11/1991	10/01/1985	10/11/1991
					Depth	0 - 0.02 m	0 - 0.02 m		0 - 0.02 m
	SMS_Marine_SCO_SCUMII	SMS_Marine_CSL_SCUMII	AET_Marine_SCO_SCUMII	AET_Marine_CSL_SCUMII					
Polycyclic Aromatic Hydrocarbons (mg/kg-OC)									
2-Methylnaphthalene	38	64			**2.2 J**	**27 J**	**1 J**	54 UJ
Acenaphthene	16	57			**1.5 J**	**31 J**	**3.1 J**	**7.9 J**
Acenaphthylene	66	66			**1.2 J**	270 UJ	**3.1 J**	54 UJ
Anthracene	220	1200			**25**	**400 J**	**14 J**	**13 J**
Benzo(a)anthracene	110	270			**14 J**	**240 J**	**29 J**	**33 J**
Benzo(a)pyrene	99	210			**30**	**99 J**	**23 J**	**39 J**
Benzo(b)fluoranthene					**58**	**122 J**	**31 J**	**46 J**
Benzo(g,h,i)perylene	31	78			**6.8 J**	270 UJ	**11 J**	**22 J**
Benzo(j)fluoranthene					--	--	--	--
Benzo(k)fluoranthene					**58**	**122 J**	**35 J**	**23 J**
Chrysene	110	460			**20 J**	**280 J**	**40 J**	**50 J**
Dibenzo(a,h)anthracene	12	33			12 U	270 UJ	**3.3 J**	**10 J**
Dibenzofuran	15	58			**1.3 J**	**41 J**	**4 J**	**3 J**
Fluoranthene	160	1200			**30 J**	**900 J**	**79 J**	**71 J**
Fluorene	23	79			**2.6 J**	**110 J**	**6 J**	**6.3 J**
Indeno(1,2,3-c,d)pyrene	34	88			**18**	**22 J**	**14 J**	**23 J**
Naphthalene	99	170			**2.1 J**	**7.7 J**	**4 J**	**4 J**
Phenanthrene	100	480			**39**	**470 J**	**38 J**	**40 J**
Pyrene	1000	1400			**22 J**	**400 J**	**69 J**	**59 J**
Total Benzofluoranthenes (b,j,k) (U = 0)	230	450			**120**	**245 J**	**67 J**	**69 J**
Total cPAH TEQ (7 minimum CAEPA 2005) (U = 0)					**45 J**	**150 J**	**30 J**	**53 J**
Total HPAH (SMS) (U = 0)	960	5300			**300 J**	**2000 J**	**300 J**	**380 J**
Total LPAH (SMS) (U = 0)	370	780			**71 J**	**1000 J**	**70 J**	**70 J**
Polycyclic Aromatic Hydrocarbons (µg/kg)								
1-Methylnaphthalene					--	--	--	--
1-Methylphenanthrene					--	--	**18 J**	--
2,3,5-Trimethylnaphthalene (1,6,7-Trimethylnaphthalene)					--	--	--	--
2,6-Dimethylnaphthalene					--	--	--	--
2-Methylnaphthalene			670	670	**41 J**	**64 J**	**7 J**	130 UJ
2-Methylphenanthrene					--	--	**14 J**	--
Acenaphthene			500	500	**28 J**	**73 J**	**15 J**	**19 J**
Acenaphthylene			1300	1300	**23 J**	630 UJ	**15 J**	130 UJ

Table C-11
Sediment Data for Chelan Ave. RS Overflow

				Distance to CSO (ft)	1045	1077	1106	1450
				Location ID	HIRIPH2W-15	HIRIPH2W-02	EBCHEMWW-01	HIRIPH2W-01
				Area	DuwamishRiver	DuwamishRiver	DuwamishRiver	DuwamishRiver
				CSO	Chelan Ave. RS	Chelan Ave. RS	Chelan Ave. RS	Chelan Ave. RS
				Task	HIRIPH2	HIRIPH2	EBCHEM	HIRIPH2
				Sample ID	W-15_19911004	W-02	WW-01_19851001	W-01
				Sample Date	10/04/1991	10/11/1991	10/01/1985	10/11/1991
				Depth	0 - 0.02 m	0 - 0.02 m		0 - 0.02 m
	SMS_Marine_SCO_SCUMII	SMS_Marine_CSL_SCUMII	AET_Marine_SCO_SCUMII	AET_Marine_CSL_SCUMII				
Anthracene			960	960	**470**	**900 J**	**66 J**	**31 J**
Benzo(a)anthracene			1300	1600	**260 J**	**550 J**	**140 J**	**79 J**
Benzo(a)pyrene			1600	1600	**570**	**230 J**	**110 J**	**93 J**
Benzo(b)fluoranthene					**1100**	**285 J**	**150 J**	**110 J**
Benzo(g,h,i)perylene			670	720	**130 J**	630 UJ	**51 J**	**52 J**
Benzo(j)fluoranthene					--	--	--	--
Benzo(k)fluoranthene					**1100**	**285 J**	**170 J**	**56 J**
Carbazole					220 U	**260 J**	--	**17 J**
Chrysene			1400	2800	**380 J**	**660 J**	**200 J**	**120 J**
Dibenzo(a,h)anthracene			230	230	220 U	630 UJ	**16 J**	**25 J**
Dibenzofuran			540	540	**25 J**	**96 J**	**20 J**	**8 J**
Dibenzothiophene					--	--	--	--
Fluoranthene			1700	2500	**500 J**	**2000 J**	**380 J**	**170 J**
Fluorene			540	540	**49 J**	**250 J**	**29 J**	**15 J**
Indeno(1,2,3-c,d)pyrene			600	690	**350**	**52 J**	**66 J**	**55 J**
Naphthalene			2100	2100	**39 J**	**18 J**	**20 J**	**10 J**
Phenanthrene			1500	1500	**740**	**1100 J**	**180 J**	**95 J**
Pyrene			2600	3300	**410 J**	**1000 J**	**330 J**	**140 J**
Retene					220 U	630 UJ	**17 J**	**15 J**
Total Benzofluoranthenes (b,j,k) (U = 0)			3200	3600	**2200**	**570 J**	**320 J**	**170 J**
Total cPAH TEQ (7 minimum CAEPA 2005) (U = 0)					**850 J**	**350 J**	**170 J**	**130 J**
Total HPAH (SMS) (U = 0)			12000	17000	**4800 J**	**5100 J**	**1600 J**	**900 J**
Total LPAH (SMS) (U = 0)			5200	5200	**1300 J**	**2300 J**	**330 J**	**170 J**
Pesticides (mg/kg-OC)								
Hexachlorobenzene	0.38	2.3			--	--	--	--
Hexachlorobutadiene (Hexachloro-1,3-butadiene)	3.9	6.2			--	--	--	--
Pesticides (µg/kg)								
2,4'-DDD (o,p'-DDD)					--	--	--	--
2,4'-DDE (o,p'-DDE)					--	--	--	--
2,4'-DDT (o,p'-DDT)					--	--	--	--
4,4'-DDD (p,p'-DDD)					2.2 U	0.59 U	8 U	0.64 U
4,4'-DDE (p,p'-DDE)					2.2 U	0.59 U	7 U	0.64 U
4,4'-DDT (p,p'-DDT)					--	--	7 U	--

Table C-11
Sediment Data for Chelan Ave. RS Overflow

					Distance to CSO (ft)	1045	1077	1106	1450
					Location ID	HIRIPH2W-15	HIRIPH2W-02	EBCHEMWW-01	HIRIPH2W-01
					Area	DuwamishRiver	DuwamishRiver	DuwamishRiver	DuwamishRiver
					CSO	Chelan Ave. RS	Chelan Ave. RS	Chelan Ave. RS	Chelan Ave. RS
					Task	HIRIPH2	HIRIPH2	EBCHEM	HIRIPH2
					Sample ID	W-15_19911004	W-02	WW-01_19851001	W-01
					Sample Date	10/04/1991	10/11/1991	10/01/1985	10/11/1991
					Depth	0 - 0.02 m	0 - 0.02 m		0 - 0.02 m
	SMS_Marine_SCO_SCUMII	SMS_Marine_CSL_SCUMII	AET_Marine_SCO_SCUMII	AET_Marine_CSL_SCUMII					
Aldrin						1.1 U	0.3 U	6 U	0.32 U
Chlordane						--	--	97 U	--
Chlordane, alpha- (Chlordane, cis-)						11 U	3 U	--	3.2 U
Chlordane, beta- (Chlordane, trans-)						--	--	--	--
Chlordane, gamma-						11 U	3 U	--	3.2 U
Dieldrin						2.2 U	0.59 U	6 U	0.64 U
Endosulfan						--	--	--	--
Endosulfan sulfate						2.2 U	0.59 U	--	0.64 U
Endosulfan, alpha- (I)						1.1 U	0.3 U	--	0.32 U
Endosulfan, beta (II)						2.2 U	0.59 U	--	0.64 U
Endrin						2.2 U	0.59 U	7 U	0.64 U
Endrin aldehyde						2.2 U	0.59 U	10 U	0.64 U
Endrin ketone						2.2 U	0.59 U	--	0.64 U
Heptachlor						1.1 U	0.3 U	6 U	0.32 U
Heptachlor epoxide						1.1 U	0.3 U	--	0.32 U
Hexachlorobenzene			22	70		--	--	--	--
Hexachlorobutadiene (Hexachloro-1,3-butadiene)			11	120		--	--	--	--
Hexachlorocyclohexane (BHC), alpha-						1.1 U	0.3 U	4 U	0.32 U
Hexachlorocyclohexane (BHC), beta-						1.1 U	0.3 U	8 U	0.32 U
Hexachlorocyclohexane (BHC), delta-						1.1 U	0.3 U	4 U	0.32 U
Hexachlorocyclohexane (BHC), gamma- (Lindane)						1.1 U	0.3 U	4 U	0.32 U
Methoxychlor						11 U	3 U	--	3.2 U
Mirex						--	--	--	--
Nonachlor, cis-						--	--	--	--
Nonachlor, trans-						--	--	--	--
Oxychlordane						--	--	--	--
Total 2,4' and 4,4'-DDD,-DDE,-DDT (reported, not calculated)						--	--	**22 J**	--
Total 2,4' and 4,4'-DDT (Reported, not calculated)						2.2 U	--	--	--
Toxaphene						22 U	5.9 U	--	6.4 U
Dioxin Furans (ng/kg)									
2,3,7,8-Tetrachlorodibenzo-p-dioxin (TCDD)						--	--	--	--
1,2,3,7,8-Pentachlorodibenzo-p-dioxin (PeCDD)						--	--	--	--
1,2,3,4,7,8-Hexachlorodibenzo-p-dioxin (HxCDD)						--	--	--	--

Table C-11
Sediment Data for Chelan Ave. RS Overflow

				Distance to CSO (ft)	1045	1077	1106	1450
				Location ID	HIRIPH2W-15	HIRIPH2W-02	EBCHEMWW-01	HIRIPH2W-01
				Area	DuwamishRiver	DuwamishRiver	DuwamishRiver	DuwamishRiver
				CSO	Chelan Ave. RS	Chelan Ave. RS	Chelan Ave. RS	Chelan Ave. RS
				Task	HIRIPH2	HIRIPH2	EBCHEM	HIRIPH2
				Sample ID	W-15_19911004	W-02	WW-01_19851001	W-01
				Sample Date	10/04/1991	10/11/1991	10/01/1985	10/11/1991
				Depth	0 - 0.02 m	0 - 0.02 m		0 - 0.02 m
	SMS_Marine_SCO_SCUMII	SMS_Marine_CSL_SCUMII	AET_Marine_SCO_SCUMII	AET_Marine_CSL_SCUMII				
1,2,3,6,7,8-Hexachlorodibenzo-p-dioxin (HxCDD)					--	--	--	--
1,2,3,7,8,9-Hexachlorodibenzo-p-dioxin (HxCDD)					--	--	--	--
1,2,3,4,6,7,8-Heptachlorodibenzo-p-dioxin (HpCDD)					--	--	--	--
1,2,3,4,6,7,8,9-Octachlorodibenzo-p-dioxin (OCDD)					--	--	--	--
Total Tetrachlorodibenzo-p-dioxin (TCDD)					--	--	--	--
Total Pentachlorodibenzo-p-dioxin (PeCDD)					--	--	--	--
Total Hexachlorodibenzo-p-dioxin (HxCDD)					--	--	--	--
Total Heptachlorodibenzo-p-dioxin (HpCDD)					--	--	--	--
2,3,7,8-Tetrachlorodibenzofuran (TCDF)					--	--	--	--
1,2,3,7,8-Pentachlorodibenzofuran (PeCDF)					--	--	--	--
2,3,4,7,8-Pentachlorodibenzofuran (PeCDF)					--	--	--	--
1,2,3,4,7,8-Hexachlorodibenzofuran (HxCDF)					--	--	--	--
1,2,3,6,7,8-Hexachlorodibenzofuran (HxCDF)					--	--	--	--
1,2,3,4,7,8-Hexachlorodibenzofuran (HxCDF)					--	--	--	--
1,2,3,6,7,8-Hexachlorodibenzofuran (HxCDF)					--	--	--	--
1,2,3,7,8,9-Hexachlorodibenzofuran (HxCDF)					--	--	--	--
2,3,4,6,7,8-Hexachlorodibenzofuran (HxCDF)					--	--	--	--
1,2,3,4,6,7,8-Heptachlorodibenzofuran (HpCDF)					--	--	--	--
1,2,3,4,7,8,9-Heptachlorodibenzofuran (HpCDF)					--	--	--	--
1,2,3,4,6,7,8,9-Octachlorodibenzofuran (OCDF)					--	--	--	--
Total Tetrachlorodibenzofuran (TCDF)					--	--	--	--
Total Pentachlorodibenzofuran (PeCDF)					--	--	--	--
Total Hexachlorodibenzofuran (HxCDF)					--	--	--	--
Total Heptachlorodibenzofuran (HpCDF)					--	--	--	--
Dioxin Furans (mg/kg-OC)								
Total Dioxin/Furan TEQ 2005 (Mammal) (U = 0)					--	--	--	--
Dioxin Furans (ng/kg)								
Total Dioxin/Furan TEQ 2005 (Mammal) (U = 0)					--	--	--	--
PCB Aroclors (mg/kg-OC)								
Total PCB Aroclors (SMS Marine 2013) (U = 0)	12	65			**5.4**	**2 J**	--	**5.5 J**
PCB Aroclors (µg/kg)								
Aroclor 1016					11 U	3 U	--	3.2 U
Aroclor 1221					11 U	3 U	--	3.2 U
Aroclor 1232					11 U	3 U	--	3.2 U
Aroclor 1242					11 U	3 U	--	3.2 U

Table C-11
Sediment Data for Chelan Ave. RS Overflow

					Distance to CSO (ft)	**1045**	**1077**	**1106**	**1450**
					Location ID	**HIRIPH2W-15**	**HIRIPH2W-02**	**EBCHEMWW-01**	**HIRIPH2W-01**
					Area	**DuwamishRiver**	**DuwamishRiver**	**DuwamishRiver**	**DuwamishRiver**
					CSO	**Chelan Ave. RS**	**Chelan Ave. RS**	**Chelan Ave. RS**	**Chelan Ave. RS**
					Task	**HIRIPH2**	**HIRIPH2**	**EBCHEM**	**HIRIPH2**
					Sample ID	**W-15_19911004**	**W-02**	**WW-01_19851001**	**W-01**
					Sample Date	**10/04/1991**	**10/11/1991**	**10/01/1985**	**10/11/1991**
					Depth	**0 - 0.02 m**	**0 - 0.02 m**		**0 - 0.02 m**
	SMS_Marine_SCO_SCUMII	**SMS_Marine_CSL_SCUMII**	**AET_Marine_SCO_SCUMII**	**AET_Marine_CSL_SCUMII**					
Aroclor 1248					11 U	3 U	--	3.2 U
Aroclor 1254					**68**	**4.8 J**	--	**7.4**
Aroclor 1260					**35**	5.9 U	--	**5.7 J**
Aroclor 1262					--	--	--	--
Aroclor 1268					--	--	--	--
Total PCB Aroclors (SMS Marine 2013) (U = 0)			130	1000	**100**	**4.8 J**	--	**13 J**
PCB Congeners (ng/kg)								
PCB-008					--	--	--	--
PCB-018					--	--	--	--
PCB-028					--	--	--	--
PCB-044					--	--	--	--
PCB-052					--	--	--	--
PCB-066					--	--	--	--
PCB-077					--	--	--	--
PCB-101					--	--	--	--
PCB-105					--	--	--	--
PCB-118					--	--	--	--
PCB-126					--	--	--	--
PCB-128					--	--	--	--
PCB-138					--	--	--	--
PCB-153					--	--	--	--
PCB-169					--	--	--	--
PCB-170					--	--	--	--
PCB-180					--	--	--	--
PCB-187					--	--	--	--
PCB-195					--	--	--	--
PCB-206					--	--	--	--
PCB-209					--	--	--	--
Polybrominated diphenyl ethers (ng/kg)								
PBDE-047					--	--	--	--
PBDE-049					--	--	--	--
PBDE-066					--	--	--	--
PBDE-071					--	--	--	--

Table C-11
Sediment Data for Chelan Ave. RS Overflow

					Distance to CSO (ft)	**1045**	**1077**	**1106**	**1450**
					Location ID	**HIRIPH2W-15**	**HIRIPH2W-02**	**EBCHEMWW-01**	**HIRIPH2W-01**
					Area	**DuwamishRiver**	**DuwamishRiver**	**DuwamishRiver**	**DuwamishRiver**
					CSO	**Chelan Ave. RS**	**Chelan Ave. RS**	**Chelan Ave. RS**	**Chelan Ave. RS**
					Task	**HIRIPH2**	**HIRIPH2**	**EBCHEM**	**HIRIPH2**
					Sample ID	**W-15_19911004**	**W-02**	**WW-01_19851001**	**W-01**
					Sample Date	**10/04/1991**	**10/11/1991**	**10/01/1985**	**10/11/1991**
					Depth	**0 - 0.02 m**	**0 - 0.02 m**		**0 - 0.02 m**
	SMS_Marine_SCO_SCUMII	**SMS_Marine_CSL_SCUMII**	**AET_Marine_SCO_SCUMII**	**AET_Marine_CSL_SCUMII**					
PBDE-099					--	--	--	--	
PBDE-100					--	--	--	--	
PBDE-138					--	--	--	--	
PBDE-153					--	--	--	--	
PBDE-154					--	--	--	--	
PBDE-183					--	--	--	--	
PBDE-184					--	--	--	--	
PBDE-191					--	--	--	--	
PBDE-209					--	--	--	--	
Total Petroleum Hydrocarbons (mg/kg)									
Diesel range hydrocarbons					**69 J**	**19 J**	--	10 U	
Gasoline range hydrocarbons					10 U	10 U	--	10 U	
Lube oil					10 U	10 U	--	**69 J**	
Oil and grease					--	--	**263**	--	
Pharmaceuticals and Personal Care Products (µg/kg)									
Bisphenol a					--	--	--	--	
Caffeine					220 U	630 UJ	--	130 UJ	
Triclosan					--	--	--	--	

Notes:
TOC in range (0.5% - 3.5%)
Detected concentration is greater than SMS_Marine_SCO_SCUMII screening level
Detected concentration is greater than SMS_Marine_CSL_SCUMII screening level
TOC out of range
Detected concentration is greater than AET_Marine_SCO_SCUMII screening level
Detected concentration is greater than AET_Marine_CSL_SCUMII screening level
Bold = Detected result
J = Estimated value
U = Compound analyzed, but not detected above detection limit
UJ = Compound analyzed, but not detected above estimated detection limit
R = Rejected
N = Presumptive Evidence

Table C-12
Sediment Data for Harbor Ave. RS Overflow

	57 DUWCSO92HRHD02 DuwamishRiver Harbor Ave. RS DUWCSO92 9214143 10/28/1992	82 DUWCSO92HRHD03 DuwamishRiver Harbor Ave. RS DUWCSO92 9214144 10/28/1992	106 DUWCSO92HRHD01 DuwamishRiver Harbor Ave. RS DUWCSO92 9214142 10/28/1992	167 TER5_91TER50101 DuwamishRiver Harbor Ave. RS TERM5_91 TER592C001 06/14/1991	167 TER5_91TER50101 DuwamishRiver Harbor Ave. RS TERM5_91 TER592C001b 06/14/1991	167 TER5_91TER50101 DuwamishRiver Harbor Ave. RS TERM5_91 TER592C001c 06/14/1991	170 POST5_961 DuwamishRiver Harbor Ave. RS POST5_96 C1/1/1 01/17/1996 0 - 2.33 m	196 EBCHEMWW-06 DuwamishRiver Harbor Ave. RS EBCHEM WW-06_19851001 10/01/1985	196 EBCHEMWW-06 DuwamishRiver Harbor Ave. RS EBCHEM WW-06b 10/01/1985
Conventional Parameters (ppt)									
Salinity	--	--	--	--	--	--	--	--	--
Conventional Parameters (mg/kg)									
Acid volatile sulfide	--	--	--	--	--	--	--	--	--
Ammonia	--	--	--	**43**	**41**	**43**	**9.5**	--	--
Ammonia as nitrogen	--	--	--	--	--	--	--	--	--
Cyanide	--	--	--	--	--	--	--	--	--
Nitrogen, total (nitrate, nitrite, Kjeldahl) (calculated)	--	--	--	--	--	--	--	**1400**	**1200**
Sulfide	--	--	--	**23**	**22**	**21**	**160 J**	**401**	**360**
Conventional Parameters (pct)									
Moisture (water) content	--	--	--	--	--	--	--	--	--
Total organic carbon	**3.1**	**1.5**	**1.4**	**2**	**1.4**	**1.98**	**1.2**	**3.14 J**	**2.44 J**
Total solids	**61**	**75**	**72**	**69.2**	**69**	**68.5**	**72**	**54.5**	**54.51**
Total volatile solids	--	--	--	**4**	**3.5**	**3.7**	**2.5**	**10.1**	**7.68**
Grain Size (pct)									
Gravel	--	--	--	--	--	--	--	--	--
Sand	--	--	--	--	--	--	--	**46.6**	**54.4**
Silt	--	--	--	--	--	--	--	**26.8**	**23.3**
Clay	--	--	--	--	--	--	--	**26.4**	**22**
Metals (mg/kg)									
Aluminum	**6400**	**6900**	**8300**	--	--	--	--	--	--
Antimony	5 UJ	4 UJ	4 UJ	**2.2**	**2.1**	--	**0.5**	**176**	**176**
Arsenic	8 U	7 U	7 U	**7.4**	**6.9**	--	**6.3**	**21.8**	**19.5**
Barium	--	--	--	--	--	--	--	--	--
Beryllium	0.2 UJ	**0.13 J**	**0.14 J**	--	--	--	--	--	--
Boron	--	--	--	--	--	--	--	--	--
Cadmium	**0.33**	0.5 U	**0.56**	**0.44**	**0.44**	--	**0.22**	**1.24**	**1.18**
Calcium	--	--	--	--	--	--	--	--	--
Chromium	**20**	**17**	**21**	--	--	--	--	**125 J**	**125 J**
Chromium VI	--	--	--	--	--	--	--	--	--
Cobalt	--	--	--	--	--	--	--	--	--
Copper	**25**	**20**	**26**	**44**	**44**	--	**47**	**139**	**138**

Table C-12
Sediment Data for Harbor Ave. RS Overflow

	57 DUWCSO92HRHD02 DuwamishRiver Harbor Ave. RS DUWCSO92 9214143 10/28/1992	82 DUWCSO92HRHD03 DuwamishRiver Harbor Ave. RS DUWCSO92 9214144 10/28/1992	106 DUWCSO92HRHD01 DuwamishRiver Harbor Ave. RS DUWCSO92 9214142 10/28/1992	167 TER5_91TER50101 DuwamishRiver Harbor Ave. RS TERM5_91 TER592C001 06/14/1991	167 TER5_91TER50101 DuwamishRiver Harbor Ave. RS TERM5_91 TER592C001b 06/14/1991	167 TER5_91TER50101 DuwamishRiver Harbor Ave. RS TERM5_91 TER592C001c 06/14/1991	170 POST5_961 DuwamishRiver Harbor Ave. RS POST5_96 C1/1/1 01/17/1996 0 - 2.33 m	196 EBCHEMWW-06 DuwamishRiver Harbor Ave. RS EBCHEM WW-06_19851001 10/01/1985	196 EBCHEMWW-06 DuwamishRiver Harbor Ave. RS EBCHEM WW-06b 10/01/1985
Iron	--	--	--	--	--	--	--	**57100**	**57100**
Lead	**49**	**27**	**28**	**67**	**67**	--	**37**	**424**	**424**
Magnesium	--	--	--	--	--	--	--	--	--
Manganese	--	--	--	--	--	--	--	**623 J**	**623 J**
Mercury	**0.098**	**0.053**	**0.083**	**0.16**	**0.16**	--	--	**0.531 J**	**0.452 J**
Nickel	**16**	**19**	**21**	**58**	**48**	--	**14**	**49.4**	**49.4**
Potassium	--	--	--	--	--	--	--	--	--
Selenium	8 U	7 U	10 U	--	--	--	--	**0.34**	**0.32**
Silicon	--	--	--	--	--	--	--	--	--
Silver	0.5 UJ	0.4 UJ	**0.42 J**	**0.18**	**0.18**	--	**0.19**	**0.63 J**	**0.62 J**
Sodium	--	--	--	--	--	--	--	--	--
Thallium	30 U	30 U	30 U	--	--	--	--	--	--
Tin	--	--	--	--	--	--	--	--	--
Titanium	--	--	--	--	--	--	--	--	--
Vanadium	--	--	--	--	--	--	--	--	--
Zinc	**120**	**63**	**74**	**130**	**130**	--	**72**	**393 J**	**393 J**
Organometallic Compounds (porewater) (µg/L)									
Tributyltin (ion)	--	--	--	--	--	--	--	--	--
Organometallic Compounds (µg/kg)									
Butyltin (n-Butyltin)	--	--	--	--	--	--	--	--	--
Dibutyltin	--	--	--	--	--	--	--	--	--
Dibutyltin dichloride	--	--	--	--	--	--	--	--	--
Tributyltin	--	--	--	--	--	--	**190**	--	--
Tributyltin chloride	--	--	--	--	--	--	--	--	--
Tripentyltin chloride	--	--	--	--	--	--	--	--	--
Volatile Organics (mg/kg-OC)									
1,2,4-Trichlorobenzene	--	--	--	--	--	--	--	--	--
1,2-Dichlorobenzene	--	--	--	--	--	--	--	--	--
Hexachlorobutadiene (Hexachloro-1,3-butadiene)	1 U	1 U	1 U	1.1 U	--	--	1.6 U	10 U	2100 U
Volatile Organics (µg/kg)									
1,1,1-Trichloroethane	8 U	7 U	7 U	--	--	--	--	--	--
1,1,2,2-Tetrachloroethane	8 U	7 U	7 U	--	--	--	--	--	--

Table C-12
Sediment Data for Harbor Ave. RS Overflow

	57 DUWCSO92HRHD02 DuwamishRiver Harbor Ave. RS DUWCSO92 9214143 10/28/1992	82 DUWCSO92HRHD03 DuwamishRiver Harbor Ave. RS DUWCSO92 9214144 10/28/1992	106 DUWCSO92HRHD01 DuwamishRiver Harbor Ave. RS DUWCSO92 9214142 10/28/1992	167 TER5_91TER50101 DuwamishRiver Harbor Ave. RS TERM5_91 TER592C001 06/14/1991	167 TER5_91TER50101 DuwamishRiver Harbor Ave. RS TERM5_91 TER592C001b 06/14/1991	167 TER5_91TER50101 DuwamishRiver Harbor Ave. RS TERM5_91 TER592C001c 06/14/1991	170 POST5_961 DuwamishRiver Harbor Ave. RS POST5_96 C1/1/1 01/17/1996 0 - 2.33 m	196 EBCHEMWW-06 DuwamishRiver Harbor Ave. RS EBCHEM WW-06_19851001 10/01/1985	196 EBCHEMWW-06 DuwamishRiver Harbor Ave. RS EBCHEM WW-06b 10/01/1985
1,1,2-Trichloroethane	8 U	7 U	7 U	--	--	--	--	--	--
1,1-Dichloroethane	8 U	7 U	7 U	--	--	--	--	--	--
1,2,4-Trichlorobenzene	--	--	--	--	--	--	--	--	--
1,2-Dichlorobenzene	--	--	--	--	--	--	--	--	--
1,2-Dichloroethene	8 U	7 U	7 U	--	--	--	--	--	--
1,2-Dichloropropane	8 U	7 U	7 U	--	--	--	--	--	--
1,3-Dichlorobenzene	--	--	--	--	--	--	--	--	--
1,3-Dichloropropene, cis-	8 U	7 U	7 U	--	--	--	--	--	--
1,3-Dichloropropene, trans-	8 U	7 U	7 U	--	--	--	--	--	--
2-Chloroethylvinyl ether	8 U	7 U	7 U	--	--	--	--	--	--
2-Hexanone (Methyl butyl ketone)	40 U	30 U	30 U	--	--	--	--	--	--
4-Methyl-2-pentanone (Methyl isobutyl ketone)	40 U	30 U	30 U	--	--	--	--	--	--
4-Nonylphenol	--	--	--	--	--	--	--	--	--
Acetone	40 U	**30**	30 U	--	--	--	--	--	--
Acrolein	40 U	30 U	30 U	--	--	--	--	--	--
Acrylonitrile	40 U	30 U	30 U	--	--	--	--	--	--
Benzene	8 U	7 U	7 U	--	--	--	--	--	--
Bromodichloromethane	8 U	7 U	7 U	--	--	--	--	--	--
Bromoform (Tribromomethane)	8 U	7 U	7 U	--	--	--	--	--	--
Bromomethane (Methyl bromide)	8 U	7 U	7 U	--	--	--	--	--	--
Carbon disulfide	8 U	7 U	7 U	--	--	--	--	--	--
Carbon tetrachloride (Tetrachloromethane)	8 U	7 U	7 U	--	--	--	--	--	--
Chlorobenzene	8 U	7 U	7 U	--	--	--	--	--	--
Chloroethane	8 U	7 U	7 U	--	--	--	--	--	--
Chloroform	8 U	**8 J**	7 U	--	--	--	--	--	--
Chloromethane	8 U	7 U	7 U	--	--	--	--	--	--
Chloroprene	--	--	--	--	--	--	--	320 U	--
Dibromochloroethane	8 U	7 U	7 U	--	--	--	--	--	--
Dibutyl chlorendate	--	--	--	--	--	--	--	--	--
Dichloromethane (Methylene chloride)	40 U	30 U	30 U	--	--	--	--	--	--
Ethylbenzene	8 U	7 U	7 U	2.6 U	--	--	1.1 U	--	--
Hexachlorobutadiene (Hexachloro-1,3-butadiene)	30 U	20 U	20 U	21 U	--	--	19 U	320 U	51000 U

Table C-12
Sediment Data for Harbor Ave. RS Overflow

	57 DUWCSO92HRHD02 DuwamishRiver Harbor Ave. RS DUWCSO92 9214143 10/28/1992	82 DUWCSO92HRHD03 DuwamishRiver Harbor Ave. RS DUWCSO92 9214144 10/28/1992	106 DUWCSO92HRHD01 DuwamishRiver Harbor Ave. RS DUWCSO92 9214142 10/28/1992	167 TER5_91TER50101 DuwamishRiver Harbor Ave. RS TERM5_91 TER592C001 06/14/1991	167 TER5_91TER50101 DuwamishRiver Harbor Ave. RS TERM5_91 TER592C001b 06/14/1991	167 TER5_91TER50101 DuwamishRiver Harbor Ave. RS TERM5_91 TER592C001c 06/14/1991	170 POST5_961 DuwamishRiver Harbor Ave. RS POST5_96 C1/1/1 01/17/1996 0 - 2.33 m	196 EBCHEMWW-06 DuwamishRiver Harbor Ave. RS EBCHEM WW-06_19851001 10/01/1985	196 EBCHEMWW-06 DuwamishRiver Harbor Ave. RS EBCHEM WW-06b 10/01/1985
Methyl ethyl ketone (2-Butanone)	**97**	**60 J**	30 U	--	--	--	--	--	--
o-Xylene	--	--	--	--	--	--	--	--	--
Styrene	8 U	7 U	7 U	--	--	--	--	--	--
Tetrachloroethane	--	--	--	--	--	--	1.1 U	--	--
Tetrachloroethene (PCE)	8 U	7 U	7 U	--	--	--	--	--	--
Toluene	8 U	7 U	7 U	--	--	--	--	--	--
Trichloroethene (TCE)	8 U	7 U	7 U	2.6 U	--	--	1.1 U	--	--
Trichlorofluoromethane (Fluorotrichloromethane)	8 U	7 U	7 U	--	--	--	--	--	--
Vinyl acetate	40 U	30 U	30 U	--	--	--	--	--	--
Vinyl chloride	8 U	7 U	7 U	--	--	--	--	--	--
Semivolatile Organics (mg/kg-OC)									
1,2,4-Trichlorobenzene	0.3 U	0.7 U	0.7 U	0.31 U	--	--	1.6 U	2.1 U	1000 U
1,2-Dichlorobenzene	0.3 U	0.7 U	0.7 U	0.13 U	--	--	1.6 U	0.76 U	20 U
1,4-Dichlorobenzene	0.3 U	0.7 U	0.7 U	0.13 U	--	--	1.6 U	1.3 U	98 U
2-Methylnaphthalene	--	--	--	--	--	--	--	--	--
Acenaphthene	--	--	--	--	--	--	--	--	--
Acenaphthylene	--	--	--	--	--	--	--	--	--
Anthracene	--	--	--	--	--	--	--	--	--
Benzo(a)anthracene	--	--	--	--	--	--	--	--	--
Benzo(a)pyrene	--	--	--	--	--	--	--	--	--
Benzo(b)fluoranthene	--	--	--	--	--	--	--	--	--
Benzo(g,h,i)perylene	--	--	--	--	--	--	--	--	--
Benzo(k)fluoranthene	--	--	--	--	--	--	--	--	--
bis(2-Ethylhexyl)phthalate	**110**	**100**	**79**	**43**	--	--	**13**	--	--
Butylbenzyl phthalate	**9**	0.7 U	**3.5**	**3.2**	--	--	1.6 U	**2.1 J**	**0.3**
Chrysene	--	--	--	--	--	--	--	--	--
Dibenzo(a,h)anthracene	--	--	--	--	--	--	--	--	--
Dibenzofuran	--	--	--	--	--	--	--	--	--
Diethyl phthalate	1 U	1 U	1 U	1.1 U	--	--	1.6 U	--	--
Dimethyl phthalate	**0.52**	0.5 U	0.5 U	1.1 U	--	--	1.6 U	**20 J**	**25 J**
Di-n-butyl phthalate	**3**	**7**	**7**	1.1 U	--	--	1.6 U	--	--
Di-n-octyl phthalate	0.3 U	0.7 U	0.7 U	1.1 U	--	--	1.6 U	**3 J**	2.5 U

Table C-12
Sediment Data for Harbor Ave. RS Overflow

	57 DUWCSO92HRHD02 DuwamishRiver Harbor Ave. RS DUWCSO92 9214143 10/28/1992	82 DUWCSO92HRHD03 DuwamishRiver Harbor Ave. RS DUWCSO92 9214144 10/28/1992	106 DUWCSO92HRHD01 DuwamishRiver Harbor Ave. RS DUWCSO92 9214142 10/28/1992	167 TER5_91TER50101 DuwamishRiver Harbor Ave. RS TERM5_91 TER592C001 06/14/1991	167 TER5_91TER50101 DuwamishRiver Harbor Ave. RS TERM5_91 TER592C001b 06/14/1991	167 TER5_91TER50101 DuwamishRiver Harbor Ave. RS TERM5_91 TER592C001c 06/14/1991	170 POST5_961 DuwamishRiver Harbor Ave. RS POST5_96 C1/1/1 01/17/1996 0 - 2.33 m	196 EBCHEMWW-06 DuwamishRiver Harbor Ave. RS EBCHEM WW-06_19851001 10/01/1985	196 EBCHEMWW-06 DuwamishRiver Harbor Ave. RS EBCHEM WW-06b 10/01/1985
Fluoranthene	--	--	--	--	--	--	--	--	--
Fluorene	--	--	--	--	--	--	--	--	--
Hexachlorobenzene	0.3 U	0.7 U	0.7 U	0.6 U	--	--	1.6 U	3 U	78 U
Hexachlorobutadiene (Hexachloro-1,3-butadiene)	--	--	--	--	--	--	--	--	--
Indeno(1,2,3-c,d)pyrene	--	--	--	--	--	--	--	--	--
Naphthalene	--	--	--	--	--	--	--	--	--
n-Nitrosodiphenylamine	1 U	1 U	1 U	0.6 U	--	--	1.6 U	--	--
Phenanthrene	--	--	--	--	--	--	--	--	--
Pyrene	--	--	--	--	--	--	--	--	--
Total Benzofluoranthenes (b,j,k) (U = 0)	--	--	--	--	--	--	--	--	--
Total cPAH TEQ (7 minimum CAEPA 2005) (U = 0)	--	--	--	--	--	--	--	--	--
Total HPAH (SMS) (U = 0)	--	--	--	--	--	--	--	--	--
Total LPAH (SMS) (U = 0)	--	--	--	--	--	--	--	--	--
Semivolatile Organics (µg/kg)									
1,2,4-Trichlorobenzene	10 U	10 U	10 U	6.2 U	--	--	19 U	65 U	25000 U
1,2-Dichlorobenzene	10 U	10 U	10 U	2.6 U	--	--	19 U	24 U	480 U
1,2-Diphenylhydrazine	50 U	40 U	50 U	--	--	--	--	--	--
1,3-Dichlorobenzene	10 U	10 U	10 U	**4.4**	--	--	19 U	42 U	2400 U
1,4-Dichlorobenzene	10 U	10 U	10 U	2.6 U	--	--	19 U	42 U	2400 U
1-Methylnaphthalene	--	--	--	--	--	--	--	--	--
2,2'-Oxybis (1-chloropropane)	--	--	--	--	--	--	--	--	--
2,2'-Oxybis (2-chloropropane)	50 U	40 U	50 U	--	--	--	--	--	--
2,4,5-Trichlorophenol	100 U	90 U	90 U	--	--	--	--	25 U	920 U
2,4,6-Trichlorophenol	100 U	90 U	90 U	--	--	--	--	24 U	1200 U
2,4-Dichlorophenol	30 U	20 U	20 U	--	--	--	--	18 U	2000 U
2,4-Dimethylphenol	30 U	20 U	20 U	10 U	--	--	19 U	5.3 U	970 U
2,4-Dinitrophenol	50 U	40 U	50 U	--	--	--	--	--	--
2,4-Dinitrotoluene	10 U	9 U	9 U	--	--	--	--	--	--
2,6-Dinitrotoluene	10 U	9 U	9 U	--	--	--	--	--	--
2-Chloronaphthalene	10 U	10 U	10 U	--	--	--	--	8 U	540 U
2-Chlorophenol	50 U	40 U	50 U	--	--	--	--	4.5 U	1400 U
2-Fluorobiphenyl	--	--	--	--	--	--	--	--	--

Table C-12
Sediment Data for Harbor Ave. RS Overflow

	57 DUWCSO92HRHD02 DuwamishRiver Harbor Ave. RS DUWCSO92 9214143 10/28/1992	82 DUWCSO92HRHD03 DuwamishRiver Harbor Ave. RS DUWCSO92 9214144 10/28/1992	106 DUWCSO92HRHD01 DuwamishRiver Harbor Ave. RS DUWCSO92 9214142 10/28/1992	167 TER5_91TER50101 DuwamishRiver Harbor Ave. RS TERM5_91 TER592C001 06/14/1991	167 TER5_91TER50101 DuwamishRiver Harbor Ave. RS TERM5_91 TER592C001b 06/14/1991	167 TER5_91TER50101 DuwamishRiver Harbor Ave. RS TERM5_91 TER592C001c 06/14/1991	170 POST5_961 DuwamishRiver Harbor Ave. RS POST5_96 C1/1/1 01/17/1996 0 - 2.33 m	196 EBCHEMWW-06 DuwamishRiver Harbor Ave. RS EBCHEM WW-06_19851001 10/01/1985	196 EBCHEMWW-06 DuwamishRiver Harbor Ave. RS EBCHEM WW-06b 10/01/1985
2-Fluorophenol	--	--	--	--	--	--	--	--	--
2-Methylnaphthalene	--	--	--	--	--	--	--	--	--
2-Methylphenol (o-Cresol)	30 U	20 U	20 U	10 U	--	--	19 U	5.2 U	1600 U
2-Nitroaniline	80 U	70 U	70 U	--	--	--	--	--	--
2-Nitrophenol	30 U	20 U	20 U	--	--	--	--	--	--
3,3'-Dichlorobenzidine	30 U	20 U	20 U	--	--	--	--	--	--
3-Methylphenanthrene	--	--	--	--	--	--	--	**300 J**	**300 J**
3-Nitroaniline	80 U	70 U	70 U	--	--	--	--	--	--
4-Bromophenyl-phenyl ether	8 U	7 U	7 U	--	--	--	--	--	--
4-Chloro-3-methylphenol	50 U	40 U	50 U	--	--	--	--	12 U	560 U
4-Chloroaniline	50 U	40 U	50 U	--	--	--	--	--	--
4-Chlorophenyl phenyl ether	10 U	10 U	10 U	--	--	--	--	--	--
4-Methylphenol (p-Cresol)	30 U	20 U	20 U	21 U	--	--	19 U	**34 J**	1600 U
4-Nitroaniline	80 U	70 U	70 U	--	--	--	--	--	--
4-Nitrophenol	50 U	40 U	50 U	--	--	--	--	--	--
Acenaphthene	--	--	--	--	--	--	--	--	--
Acenaphthylene	--	--	--	--	--	--	--	--	--
Aniline	50 U	40 U	50 U	--	--	--	--	--	--
Anthracene	--	--	--	--	--	--	--	--	--
Benzidine	700 U	500 U	600 U	--	--	--	--	--	--
Benzo(a)anthracene	--	--	--	--	--	--	--	--	--
Benzo(a)pyrene	--	--	--	--	--	--	--	--	--
Benzo(b)fluoranthene	--	--	--	--	--	--	--	--	--
Benzo(e)pyrene	--	--	--	--	--	--	--	--	--
Benzo(g,h,i)perylene	--	--	--	--	--	--	--	--	--
Benzo(k)fluoranthene	--	--	--	--	--	--	--	--	--
Benzoic acid	80 U	70 U	70 U	100 U	--	--	190 U	42 U	15000 U
Benzyl alcohol	30 U	20 U	20 U	12 U	--	--	19 U	120 U	710 U
Biphenyl (1,1'-Biphenyl)	--	--	--	--	--	--	--	**21 J**	--
bis(2-Chloroethoxy)methane	30 U	20 U	20 U	--	--	--	--	--	--
bis(2-Chloroethyl)ether	10 U	10 U	10 U	--	--	--	--	--	--
bis(2-Ethylhexyl)phthalate	**3400**	**1500**	**1100**	**850**	--	--	**150**	--	--

Table C-12
Sediment Data for Harbor Ave. RS Overflow

	57 DUWCSO92HRHD02 DuwamishRiver Harbor Ave. RS DUWCSO92 9214143 10/28/1992	82 DUWCSO92HRHD03 DuwamishRiver Harbor Ave. RS DUWCSO92 9214144 10/28/1992	106 DUWCSO92HRHD01 DuwamishRiver Harbor Ave. RS DUWCSO92 9214142 10/28/1992	167 TER5_91TER50101 DuwamishRiver Harbor Ave. RS TERM5_91 TER592C001 06/14/1991	167 TER5_91TER50101 DuwamishRiver Harbor Ave. RS TERM5_91 TER592C001b 06/14/1991	167 TER5_91TER50101 DuwamishRiver Harbor Ave. RS TERM5_91 TER592C001c 06/14/1991	170 POST5_961 DuwamishRiver Harbor Ave. RS POST5_96 C1/1/1 01/17/1996 0 - 2.33 m	196 EBCHEMWW-06 DuwamishRiver Harbor Ave. RS EBCHEM WW-06_19851001 10/01/1985	196 EBCHEMWW-06 DuwamishRiver Harbor Ave. RS EBCHEM WW-06b 10/01/1985
Butylbenzyl phthalate	**280**	10 U	**49**	**64**	--	--	19 U	**67 J**	**8**
Carbazole	--	--	--	--	--	--	--	--	--
Chlorinated Benzenes	--	--	--	--	--	--	--	24 U	--
Cholesterol	--	--	--	--	--	--	--	--	--
Chrysene	--	--	--	--	--	--	--	--	--
Coprostanol (Cholestan-3-ol (3B, 5B))	80 U	70 U	70 U	--	--	--	--	--	--
Dibenzo(a,h)anthracene	--	--	--	--	--	--	--	--	--
Dibenzofuran	--	--	--	--	--	--	--	--	--
Diethyl phthalate	30 U	20 U	20 U	21 U	--	--	19 U	--	--
Dimethyl phthalate	**16**	7 U	7 U	21 U	--	--	19 U	**620 J**	**620 J**
Di-n-butyl phthalate	**100**	**100**	**100**	21 U	--	--	19 U	--	--
Dinitro-o-cresol (4,6-Dinitro-2-methylphenol)	50 U	40 U	50 U	--	--	--	--	--	--
Di-n-octyl phthalate	10 U	10 U	10 U	21 U	--	--	19 U	**90 J**	61 U
Fluoranthene	--	--	--	--	--	--	--	--	--
Fluorene	--	--	--	--	--	--	--	--	--
Hexachlorobenzene	10 U	10 U	10 U	12 U	--	--	19 U	100 U	1900 U
Hexachlorobutadiene (Hexachloro-1,3-butadiene)	--	--	--	--	--	--	--	--	--
Hexachlorocyclopentadiene	30 U	20 U	20 U	--	--	--	--	--	--
Hexachloroethane	30 U	20 U	20 U	21 U	--	--	19 U	--	--
Indeno(1,2,3-c,d)pyrene	--	--	--	--	--	--	--	--	--
Isophorone	30 U	20 U	20 U	--	--	--	--	8.5 U	700 U
Naphthalene	--	--	--	--	--	--	--	--	--
Nitrobenzene	30 U	20 U	20 U	--	--	--	--	--	--
n-Nitrosodimethylamine	80 U	70 U	70 U	--	--	--	--	--	--
n-Nitrosodi-n-propylamine	30 U	20 U	20 U	--	--	--	--	--	--
n-Nitrosodiphenylamine	30 U	20 U	20 U	12 U	--	--	19 U	--	--
Pentachlorophenol	30 U	20 U	20 U	62 U	--	--	95 U	3500 U	51000 U
Perylene	--	--	--	--	--	--	--	--	--
Phenanthrene	--	--	--	--	--	--	--	--	--
Phenol	80 U	70 U	70 U	21 U	--	--	**20**	**29 J**	330 U
Pyrene	--	--	--	--	--	--	--	--	--
Total Benzofluoranthenes (b,j,k) (U = 0)	--	--	--	--	--	--	--	--	--

Table C-12
Sediment Data for Harbor Ave. RS Overflow

	57 DUWCSO92HRHD02 DuwamishRiver Harbor Ave. RS DUWCSO92 9214143 10/28/1992	82 DUWCSO92HRHD03 DuwamishRiver Harbor Ave. RS DUWCSO92 9214144 10/28/1992	106 DUWCSO92HRHD01 DuwamishRiver Harbor Ave. RS DUWCSO92 9214142 10/28/1992	167 TER5_91TER50101 DuwamishRiver Harbor Ave. RS TERM5_91 TER592C001 06/14/1991	167 TER5_91TER50101 DuwamishRiver Harbor Ave. RS TERM5_91 TER592C001b 06/14/1991	167 TER5_91TER50101 DuwamishRiver Harbor Ave. RS TERM5_91 TER592C001c 06/14/1991	170 POST5_961 DuwamishRiver Harbor Ave. RS POST5_96 C1/1/1 01/17/1996 0 - 2.33 m	196 EBCHEMWW-06 DuwamishRiver Harbor Ave. RS EBCHEM WW-06_19851001 10/01/1985	196 EBCHEMWW-06 DuwamishRiver Harbor Ave. RS EBCHEM WW-06b 10/01/1985
Total cPAH TEQ (7 minimum CAEPA 2005) (U = 0)	--	--	--	--	--	--	--	--	--
Total HPAH (SMS) (U = 0)	--	--	--	--	--	--	--	--	--
Total LPAH (SMS) (U = 0)	--	--	--	--	--	--	--	--	--
Polycyclic Aromatic Hydrocarbons (mg/kg-OC)									
2-Methylnaphthalene	1 U	2 U	2 U	1.1 U	--	--	1.6 U	**2 J**	39 U
Acenaphthene	**1.8**	**1 J**	**3.1**	**1.9**	--	--	**3**	**2.8 J**	18 U
Acenaphthylene	**0.6 J**	0.7 U	0.7 U	1.1 U	--	--	1.6 U	**1.5 J**	20 U
Anthracene	**2.3**	**3.8**	**4.5**	**4.9**	--	--	**6.1**	**19 J**	**24 J**
Benzo(a)anthracene	--	--	--	**10**	--	--	**13**	**21 J**	**27 J**
Benzo(a)pyrene	**10**	**10**	**11**	**9.5**	--	--	**24**	**20 J**	**26 J**
Benzo(b)fluoranthene	**17**	**8.7**	**21**	--	--	--	--	**31 J**	**40 J**
Benzo(g,h,i)perylene	**4.5**	1 U	1 U	**8**	--	--	**9.2**	**11 J**	**10 J**
Benzo(k)fluoranthene	**7.4**	2 U	**13**	--	--	--	--	**29 J**	**37 J**
Chrysene	**12**	**11**	**14**	**13**	--	--	**20**	**54 J**	**70 J**
Dibenzo(a,h)anthracene	1 U	2 U	2 U	1.1 U	--	--	**3**	**7.3 J**	11 U
Dibenzofuran	**1 J**	1 U	**2 J**	**1.3**	--	--	**2.2**	**6.1 J**	**7.8 J**
Fluoranthene	**22**	**25**	**31**	**13**	--	--	**28**	**140 J**	**180 J**
Fluorene	**2**	**1 J**	**3.6**	**2.3**	--	--	**3**	**4.1 J**	11 U
Indeno(1,2,3-c,d)pyrene	**4.2**	1 U	1 U	**7**	--	--	**12**	**13 J**	7 U
Naphthalene	1 U	2 U	2 U	1.1 U	--	--	**4.6**	**5.4 J**	57 U
Phenanthrene	**9**	**10**	**14**	**11**	--	--	**18**	**130 J**	**170 J**
Pyrene	**24**	**31**	**36**	**50**	--	--	**53**	**110 J**	**140 J**
Total Benzofluoranthenes (b,j,k) (U = 0)	**25**	**9**	**34**	--	--	--	--	**60 J**	**77 J**
Total cPAH TEQ (7 minimum CAEPA 2005) (U = 0)	**10**	**10**	**10**	**10**	--	--	**27**	**31 J**	**37 J**
Total HPAH (SMS) (U = 0)	**100**	**90**	**100**	**100**	--	--	**160**	**430 J**	**520 J**
Total LPAH (SMS) (U = 0)	**20 J**	**20 J**	**20**	**20**	--	--	**35**	**170 J**	**200 J**
Polycyclic Aromatic Hydrocarbons (µg/kg)									
1-Methylnaphthalene	--	--	--	--	--	--	--	--	--
1-Methylphenanthrene	--	--	--	--	--	--	--	**990 J**	**990 J**
2,3,5-Trimethylnaphthalene (1,6,7-Trimethylnaphthalene)	--	--	--	--	--	--	--	--	--
2,6-Dimethylnaphthalene	--	--	--	--	--	--	--	--	--
2-Methylnaphthalene	40 U	30 U	30 U	21 U	--	--	19 U	**50 J**	940 U

Table C-12
Sediment Data for Harbor Ave. RS Overflow

	57 DUWCSO92HRHD02 DuwamishRiver Harbor Ave. RS DUWCSO92 9214143 10/28/1992	82 DUWCSO92HRHD03 DuwamishRiver Harbor Ave. RS DUWCSO92 9214144 10/28/1992	106 DUWCSO92HRHD01 DuwamishRiver Harbor Ave. RS DUWCSO92 9214142 10/28/1992	167 TER5_91TER50101 DuwamishRiver Harbor Ave. RS TERM5_91 TER592C001 06/14/1991	167 TER5_91TER50101 DuwamishRiver Harbor Ave. RS TERM5_91 TER592C001b 06/14/1991	167 TER5_91TER50101 DuwamishRiver Harbor Ave. RS TERM5_91 TER592C001c 06/14/1991	170 POST5_961 DuwamishRiver Harbor Ave. RS POST5_96 C1/1/1 01/17/1996 0 - 2.33 m	196 EBCHEMWW-06 DuwamishRiver Harbor Ave. RS EBCHEM WW-06_19851001 10/01/1985	196 EBCHEMWW-06 DuwamishRiver Harbor Ave. RS EBCHEM WW-06b 10/01/1985
2-Methylphenanthrene	--	--	--	--	--	--	--	**990 J**	**990 J**
Acenaphthene	**56**	**20 J**	**44**	**37**	--	--	**36**	**89 J**	450 U
Acenaphthylene	**20 J**	10 U	10 U	21 U	--	--	19 U	**48 J**	400 U
Anthracene	**72**	**57**	**63**	**97**	--	--	**73**	**590 J**	**590 J**
Benzo(a)anthracene	--	--	--	**200**	--	--	**160**	**660 J**	**660 J**
Benzo(a)anthracene/chrysene	**260**	**120**	**150**	--	--	--	--	--	--
Benzo(a)pyrene	**310**	**150**	**150**	**190**	--	--	**290**	**640 J**	**640 J**
Benzo(b)fluoranthene	**540**	**130**	**290**	--	--	--	--	**970 J**	**970 J**
Benzo(e)pyrene	--	--	--	--	--	--	--	--	--
Benzo(g,h,i)perylene	**140**	20 U	20 U	**160**	--	--	**110**	**340 J**	**250 J**
Benzo(k)fluoranthene	**230**	30 U	**180**	--	--	--	--	**910 J**	**910 J**
Carbazole	30 U	20 U	20 U	--	--	--	--	**66 J**	--
Chrysene	**360**	**170**	**190**	**250**	--	--	**240**	**1700 J**	**1700 J**
Dibenzo(a,h)anthracene	40 U	30 U	30 U	21 U	--	--	**36**	**230 J**	260 U
Dibenzofuran	**40 J**	20 U	**30 J**	**25**	--	--	**26**	**190 J**	**190 J**
Dibenzothiophene	--	--	--	--	--	--	--	**570 J**	--
Fluoranthene	**670**	**370**	**440**	**260**	--	--	**330**	**4300 J**	**4300 J**
Fluorene	**50**	**20 J**	**51**	**45**	--	--	**36**	**130 J**	270 U
Indeno(1,2,3-c,d)pyrene	**130**	20 U	20 U	**140**	--	--	**140**	**420 J**	170 U
Naphthalene	40 U	30 U	30 U	21 U	--	--	**55**	**170 J**	1400 U
Perylene	--	--	--	--	--	--	--	--	--
Phenanthrene	**280**	**150**	**190**	**220**	--	--	**220**	**4200 J**	**4200 J**
Pyrene	**750**	**470**	**510**	**990**	--	--	**630**	**3300 J**	**3300 J**
Retene	--	--	--	--	--	--	--	**28 J**	--
Total Benzofluoranthenes (lab reported total)	--	--	--	--	--	--	--	--	--
Total Benzofluoranthenes (b,j,k) (U = 0)	**770**	**130**	**470**	--	--	--	--	**1900 J**	**1900 J**
Total cPAH TEQ (7 minimum CAEPA 2005) (U = 0)	**400**	**160**	**200**	**230**	--	--	**330**	**980 J**	**910 J**
Total HPAH (SMS) (U = 0)	**3100**	**1300**	**1800**	**2200**	--	--	**1900**	**13000 J**	**13000 J**
Total LPAH (SMS) (U = 0)	**480 J**	**250 J**	**350**	**400**	--	--	**420**	**5200 J**	**4800 J**
Alkylated Polycyclic Aromatic Hydrocarbons (µg/kg)									
C1-Chrysenes	--	--	--	--	--	--	--	--	--
C1-Dibenzothiophenes	--	--	--	--	--	--	--	--	--

Table C-12
Sediment Data for Harbor Ave. RS Overflow

	57 DUWCSO92HRHD02 DuwamishRiver Harbor Ave. RS DUWCSO92 9214143 10/28/1992	82 DUWCSO92HRHD03 DuwamishRiver Harbor Ave. RS DUWCSO92 9214144 10/28/1992	106 DUWCSO92HRHD01 DuwamishRiver Harbor Ave. RS DUWCSO92 9214142 10/28/1992	167 TER5_91TER50101 DuwamishRiver Harbor Ave. RS TERM5_91 TER592C001 06/14/1991	167 TER5_91TER50101 DuwamishRiver Harbor Ave. RS TERM5_91 TER592C001b 06/14/1991	167 TER5_91TER50101 DuwamishRiver Harbor Ave. RS TERM5_91 TER592C001c 06/14/1991	170 POST5_961 DuwamishRiver Harbor Ave. RS POST5_96 C1/1/1 01/17/1996 0 - 2.33 m	196 EBCHEMWW-06 DuwamishRiver Harbor Ave. RS EBCHEM WW-06_19851001 10/01/1985	196 EBCHEMWW-06 DuwamishRiver Harbor Ave. RS EBCHEM WW-06b 10/01/1985
C1-Fluoranthenes/Pyrenes	--	--	--	--	--	--	--	--	--
C1-Fluorenes	--	--	--	--	--	--	--	--	--
C1-Naphthalenes	--	--	--	--	--	--	--	--	--
C1-Phenanthrenes/Anthracenes	--	--	--	--	--	--	--	--	--
C2-Chrysenes	--	--	--	--	--	--	--	--	--
C2-Dibenzothiophenes	--	--	--	--	--	--	--	--	--
C2-Fluorenes	--	--	--	--	--	--	--	--	--
C2-Naphthalenes	--	--	--	--	--	--	--	--	--
C2-Phenanthrenes/Anthracenes	--	--	--	--	--	--	--	--	--
C3-Chrysenes	--	--	--	--	--	--	--	--	--
C3-Dibenzothiophenes	--	--	--	--	--	--	--	--	--
C3-Fluorenes	--	--	--	--	--	--	--	--	--
C3-Naphthalenes	--	--	--	--	--	--	--	--	--
C3-Phenanthrenes/Anthracenes	--	--	--	--	--	--	--	--	--
C4-Chrysenes	--	--	--	--	--	--	--	--	--
C4-Naphthalenes	--	--	--	--	--	--	--	--	--
C4-Phenanthrenes/Anthracenes	--	--	--	--	--	--	--	--	--
Pesticides (mg/kg-OC)									
Hexachlorobenzene	--	--	--	--	--	--	--	--	--
Hexachlorobutadiene (Hexachloro-1,3-butadiene)	--	--	--	--	--	--	--	--	--
Pesticides (µg/kg)									
2,4'-DDD (o,p'-DDD)	--	--	--	--	--	--	--	--	--
2,4'-DDE (o,p'-DDE)	--	--	--	--	--	--	--	--	--
2,4'-DDT (o,p'-DDT)	--	--	--	--	--	--	--	--	--
4,4'-DDD (p,p'-DDD)	1 U	1 U	1 U	**7**	--	--	2.3 U	16 U	16 U
4,4'-DDE (p,p'-DDE)	1 U	1 U	1 U	0.8 U	--	--	3.4 U	11 U	11 U
4,4'-DDT (p,p'-DDT)	1 U	1 U	1 U	2.1 U	--	--	2.3 U	12 U	12 U
Aldrin	1 U	1 U	1 U	**9.5**	--	--	1.4 U	8.9 U	8.9 U
Chlordane	7 U	6 U	6 U	**2.8**	--	--	0.95 U	180 U	180 U
Chlordane, alpha- (Chlordane, cis-)	--	--	--	--	--	--	--	--	--
Chlordane, beta- (Chlordane, trans-)	--	--	--	--	--	--	--	--	--
Chlordane, gamma-	--	--	--	**4**	--	--	--	--	--

Table C-12
Sediment Data for Harbor Ave. RS Overflow

	57 DUWCSO92HRHD02 DuwamishRiver Harbor Ave. RS DUWCSO92 9214143 10/28/1992	82 DUWCSO92HRHD03 DuwamishRiver Harbor Ave. RS DUWCSO92 9214144 10/28/1992	106 DUWCSO92HRHD01 DuwamishRiver Harbor Ave. RS DUWCSO92 9214142 10/28/1992	167 TER5_91TER50101 DuwamishRiver Harbor Ave. RS TERM5_91 TER592C001 06/14/1991	167 TER5_91TER50101 DuwamishRiver Harbor Ave. RS TERM5_91 TER592C001b 06/14/1991	167 TER5_91TER50101 DuwamishRiver Harbor Ave. RS TERM5_91 TER592C001c 06/14/1991	170 POST5_961 DuwamishRiver Harbor Ave. RS POST5_96 C1/1/1 01/17/1996 0 - 2.33 m	196 EBCHEMWW-06 DuwamishRiver Harbor Ave. RS EBCHEM WW-06_19851001 10/01/1985	196 EBCHEMWW-06 DuwamishRiver Harbor Ave. RS EBCHEM WW-06b 10/01/1985
Chlorpyrifos	--	--	--	--	--	--	--	--	--
Dieldrin	1 U	1 U	1 U	0.8 U	--	--	4.6 U	12 U	12 U
Endosulfan sulfate	1 U	1 U	1 U	--	--	--	--	--	--
Endosulfan, alpha- (I)	1 U	1 U	1 U	--	--	--	--	--	--
Endosulfan, beta (II)	1 U	1 U	1 U	--	--	--	--	--	--
Endrin	1 U	1 U	1 U	--	--	--	--	14 U	14 U
Endrin aldehyde	1 U	1 U	1 U	--	--	--	--	13 U	13 U
Endrin ketone	--	--	--	--	--	--	--	--	--
Heptachlor	1 U	1 U	1 U	--	--	--	0.95 U	8.1 U	8.1 U
Heptachlor epoxide	1 U	1 U	1 U	1 U	--	--	--	--	--
Hexachlorobenzene	--	--	--	--	--	--	--	--	--
Hexachlorobutadiene (Hexachloro-1,3-butadiene)	--	--	--	--	--	--	--	--	--
Hexachlorocyclohexane (BHC), alpha-	1 U	1 U	1 U	--	--	--	--	4.8 U	4.8 U
Hexachlorocyclohexane (BHC), beta-	1 U	1 U	1 U	--	--	--	--	12 U	12 U
Hexachlorocyclohexane (BHC), delta-	1 U	1 U	1 U	--	--	--	--	**24**	**24**
Hexachlorocyclohexane (BHC), gamma- (Lindane)	1 U	1 U	1 U	--	--	--	0.95 U	5.7 U	5.7 U
Methoxychlor	7 U	6 U	6 U	--	--	--	--	--	--
Mirex	--	--	--	--	--	--	--	--	--
Nonachlor, cis-	--	--	--	--	--	--	--	--	--
Nonachlor, trans-	--	--	--	--	--	--	--	--	--
Oxychlordane	--	--	--	--	--	--	--	--	--
Tetrachloro-m-xylene	--	--	--	--	--	--	--	--	--
Total 2,4' and 4,4'-DDD,-DDE,-DDT (reported, not calculated)	**3 J**	**3 J**	**3 J**	**9.9 J**	--	--	**7.6**	**47 J**	--
Total 2,4' and 4,4'-DDT (Reported, not calculated)	--	--	--	--	--	--	--	--	--
Total 4,4'-DDD,-DDE,-DDT (reported, not calculated)	--	--	--	--	--	--	--	--	--
Total Chlordane (Reported, not calculated)	--	--	--	--	--	--	--	--	--
Toxaphene	10 U	10 U	10 U	--	--	--	--	--	--
Dioxin Furans (ng/kg)									
2,3,7,8-Tetrachlorodibenzo-p-dioxin (TCDD)	--	--	--	--	--	--	--	--	--
1,2,3,7,8-Pentachlorodibenzo-p-dioxin (PeCDD)	--	--	--	--	--	--	--	--	--
1,2,3,4,7,8-Hexachlorodibenzo-p-dioxin (HxCDD)	--	--	--	--	--	--	--	--	--
1,2,3,6,7,8-Hexachlorodibenzo-p-dioxin (HxCDD)	--	--	--	--	--	--	--	--	--

Table C-12
Sediment Data for Harbor Ave. RS Overflow

	57 DUWCSO92HRHD02 DuwamishRiver Harbor Ave. RS DUWCSO92 9214143 10/28/1992	82 DUWCSO92HRHD03 DuwamishRiver Harbor Ave. RS DUWCSO92 9214144 10/28/1992	106 DUWCSO92HRHD01 DuwamishRiver Harbor Ave. RS DUWCSO92 9214142 10/28/1992	167 TER5_91TER50101 DuwamishRiver Harbor Ave. RS TERM5_91 TER592C001 06/14/1991	167 TER5_91TER50101 DuwamishRiver Harbor Ave. RS TERM5_91 TER592C001b 06/14/1991	167 TER5_91TER50101 DuwamishRiver Harbor Ave. RS TERM5_91 TER592C001c 06/14/1991	170 POST5_961 DuwamishRiver Harbor Ave. RS POST5_96 C1/1/1 01/17/1996 0 - 2.33 m	196 EBCHEMWW-06 DuwamishRiver Harbor Ave. RS EBCHEM WW-06_19851001 10/01/1985	196 EBCHEMWW-06 DuwamishRiver Harbor Ave. RS EBCHEM WW-06b 10/01/1985
1,2,3,7,8,9-Hexachlorodibenzo-p-dioxin (HxCDD)	--	--	--	--	--	--	--	--	--
1,2,3,4,6,7,8-Heptachlorodibenzo-p-dioxin (HpCDD)	--	--	--	--	--	--	--	--	--
1,2,3,4,6,7,8,9-Octachlorodibenzo-p-dioxin (OCDD)	--	--	--	--	--	--	--	--	--
2,3,7,8-Tetrachlorodibenzofuran (TCDF)	--	--	--	--	--	--	--	--	--
1,2,3,7,8-Pentachlorodibenzofuran (PeCDF)	--	--	--	--	--	--	--	--	--
2,3,4,7,8-Pentachlorodibenzofuran (PeCDF)	--	--	--	--	--	--	--	--	--
1,2,3,4,7,8-Hexachlorodibenzofuran (HxCDF)	--	--	--	--	--	--	--	--	--
1,2,3,6,7,8-Hexachlorodibenzofuran (HxCDF)	--	--	--	--	--	--	--	--	--
1,2,3,7,8,9-Hexachlorodibenzofuran (HxCDF)	--	--	--	--	--	--	--	--	--
2,3,4,6,7,8-Hexachlorodibenzofuran (HxCDF)	--	--	--	--	--	--	--	--	--
1,2,3,4,6,7,8-Heptachlorodibenzofuran (HpCDF)	--	--	--	--	--	--	--	--	--
1,2,3,4,7,8,9-Heptachlorodibenzofuran (HpCDF)	--	--	--	--	--	--	--	--	--
1,2,3,4,6,7,8,9-Octachlorodibenzofuran (OCDF)	--	--	--	--	--	--	--	--	--
Dioxin Furans (mg/kg-OC)									
Total Dioxin/Furan TEQ 2005 (Mammal) (U = 0)	--	--	--	--	--	--	--	--	--
Dioxin Furans (ng/kg)									
Total Dioxin/Furan TEQ 2005 (Mammal) (U = 0)	--	--	--	--	--	--	--	--	--
PCB Aroclors (mg/kg-OC)									
Total PCB Aroclors (SMS Marine 2013) (U = 0)	**2**	**3**	**3**	**8**	--	--	**12**	--	--
PCB Aroclors (µg/kg)									
Aroclor 1016	10 U	10 U	10 U	10 U	--	--	19 U	--	--
Aroclor 1221	10 U	10 U	10 U	42 U	--	--	38 U	--	--
Aroclor 1232	10 U	10 U	10 U	10 U	--	--	19 U	--	--
Aroclor 1242	10 U	10 U	10 U	**90**	--	--	19 U	--	--
Aroclor 1248	10 U	10 U	10 U	10 U	--	--	67 U	--	--
Aroclor 1254	**64**	**44**	**47**	10 U	--	--	**88**	--	--
Aroclor 1260	10 U	10 U	10 U	**63**	--	--	**51**	--	--
Aroclor 1262	--	--	--	--	--	--	--	--	--
Aroclor 1268	--	--	--	--	--	--	--	--	--
Total PCB (reported, not calculated)	--	--	--	--	--	--	--	--	--
Total PCB Aroclors (SMS Marine 2013) (U = 0)	**64**	**44**	**47**	**150**	--	--	**140**	--	--
PCB Congeners (ng/kg)									

Table C-12
Sediment Data for Harbor Ave. RS Overflow

	57 DUWCSO92HRHD02 DuwamishRiver Harbor Ave. RS DUWCSO92 9214143 10/28/1992	82 DUWCSO92HRHD03 DuwamishRiver Harbor Ave. RS DUWCSO92 9214144 10/28/1992	106 DUWCSO92HRHD01 DuwamishRiver Harbor Ave. RS DUWCSO92 9214142 10/28/1992	167 TER5_91TER50101 DuwamishRiver Harbor Ave. RS TERM5_91 TER592C001 06/14/1991	167 TER5_91TER50101 DuwamishRiver Harbor Ave. RS TERM5_91 TER592C001b 06/14/1991	167 TER5_91TER50101 DuwamishRiver Harbor Ave. RS TERM5_91 TER592C001c 06/14/1991	170 POST5_961 DuwamishRiver Harbor Ave. RS POST5_96 C1/1/1 01/17/1996 0 - 2.33 m	196 EBCHEMWW-06 DuwamishRiver Harbor Ave. RS EBCHEM WW-06_19851001 10/01/1985	196 EBCHEMWW-06 DuwamishRiver Harbor Ave. RS EBCHEM WW-06b 10/01/1985
PCB-008	--	--	--	--	--	--	--	--	--
PCB-018	--	--	--	--	--	--	--	--	--
PCB-028	--	--	--	--	--	--	--	--	--
PCB-044	--	--	--	--	--	--	--	--	--
PCB-052	--	--	--	--	--	--	--	--	--
PCB-066	--	--	--	--	--	--	--	--	--
PCB-077	--	--	--	--	--	--	--	--	--
PCB-101	--	--	--	--	--	--	--	--	--
PCB-105	--	--	--	--	--	--	--	--	--
PCB-118	--	--	--	--	--	--	--	--	--
PCB-126	--	--	--	--	--	--	--	--	--
PCB-128	--	--	--	--	--	--	--	--	--
PCB-138	--	--	--	--	--	--	--	--	--
PCB-153	--	--	--	--	--	--	--	--	--
PCB-169	--	--	--	--	--	--	--	--	--
PCB-170	--	--	--	--	--	--	--	--	--
PCB-180	--	--	--	--	--	--	--	--	--
PCB-187	--	--	--	--	--	--	--	--	--
PCB-195	--	--	--	--	--	--	--	--	--
PCB-206	--	--	--	--	--	--	--	--	--
PCB-209	--	--	--	--	--	--	--	--	--
Polybrominated biphenyls (ng/kg)									
2,4,5,2',4',5'-Hexabromobiphenyl	--	--	--	--	--	--	--	--	--
Polybrominated diphenyl ethers (ng/kg)									
PBDE-047	--	--	--	--	--	--	--	--	--
PBDE-049	--	--	--	--	--	--	--	--	--
PBDE-066	--	--	--	--	--	--	--	--	--
PBDE-071	--	--	--	--	--	--	--	--	--
PBDE-099	--	--	--	--	--	--	--	--	--
PBDE-100	--	--	--	--	--	--	--	--	--
PBDE-138	--	--	--	--	--	--	--	--	--
PBDE-153	--	--	--	--	--	--	--	--	--

Table C-12
Sediment Data for Harbor Ave. RS Overflow

	57 DUWCSO92HRHD02 DuwamishRiver Harbor Ave. RS DUWCSO92 9214143 10/28/1992	82 DUWCSO92HRHD03 DuwamishRiver Harbor Ave. RS DUWCSO92 9214144 10/28/1992	106 DUWCSO92HRHD01 DuwamishRiver Harbor Ave. RS DUWCSO92 9214142 10/28/1992	167 TER5_91TER50101 DuwamishRiver Harbor Ave. RS TERM5_91 TER592C001 06/14/1991	167 TER5_91TER50101 DuwamishRiver Harbor Ave. RS TERM5_91 TER592C001b 06/14/1991	167 TER5_91TER50101 DuwamishRiver Harbor Ave. RS TERM5_91 TER592C001c 06/14/1991	170 POST5_961 DuwamishRiver Harbor Ave. RS POST5_96 C1/1/1 01/17/1996 0 - 2.33 m	196 EBCHEMWW-06 DuwamishRiver Harbor Ave. RS EBCHEM WW-06_19851001 10/01/1985	196 EBCHEMWW-06 DuwamishRiver Harbor Ave. RS EBCHEM WW-06b 10/01/1985
PBDE-154	--	--	--	--	--	--	--	--	--
PBDE-183	--	--	--	--	--	--	--	--	--
PBDE-184	--	--	--	--	--	--	--	--	--
PBDE-191	--	--	--	--	--	--	--	--	--
PBDE-209	--	--	--	--	--	--	--	--	--
Total Petroleum Hydrocarbons (mg/kg)									
Diesel range hydrocarbons	--	--	--	--	--	--	--	--	--
Gasoline range hydrocarbons	--	--	--	--	--	--	--	--	--
Lube oil	--	--	--	--	--	--	--	--	--
Oil and grease	--	--	--	--	--	--	--	**1980**	**1981**
Pharmaceuticals and Personal Care Products (µg/kg)									
Caffeine	--	--	--	--	--	--	--	--	--

Table C-12
Sediment Data for Harbor Ave. RS Overflow

	196 EBCHEMWW-06 DuwamishRiver Harbor Ave. RS EBCHEM WW-06c 10/01/1985	196 EBCHEMWW-06 DuwamishRiver Harbor Ave. RS EBCHEM WW-06d 10/01/1985	196 HIRI95WW-01 DuwamishRiver Harbor Ave. RS HIRI95 1_19950314 03/14/1995	314 EPA82837C DuwamishRiver Harbor Ave. RS EPA8283 7C_19830727 07/27/1983	314 GAMPONIALTKD03 DuwamishRiver Harbor Ave. RS GAMPONIA 8500370 02/04/1985	349 TER5_91TER50302 DuwamishRiver Harbor Ave. RS TERM5_91 TER592C002 06/14/1991	405 HIRIPH2W-09 DuwamishRiver Harbor Ave. RS HIRIPH2 W-09_19911011 10/11/1991 0 - 0.02 m	427 POST50269-C1 DuwamishRiver Harbor Ave. RS DMMP-POST5-BF-0269 T5-S1-CS 09/23/2008 0 - 3.8 ft	485 HIRIPH2W-11 DuwamishRiver Harbor Ave. RS HIRIPH2 W-11_19911004 10/04/1991 0 - 0.02 m
Conventional Parameters (ppt)									
Salinity	--	--	**30**	--	--	--	--	--	--
Conventional Parameters (mg/kg)									
Acid volatile sulfide	--	--	--	--	--	--	**2.5 J**	--	**73 J**
Ammonia	--	--	--	--	--	**19**	--	**15.3**	--
Ammonia as nitrogen	--	--	**5.8**	--	--	--	--	--	--
Cyanide	--	--	--	--	--	--	0.55 U	--	--
Nitrogen, total (nitrate, nitrite, Kjeldahl) (calculated)	--	--	--	--	--	--	--	--	--
Sulfide	**345**	**342**	**120**	--	--	**18**	--	**828**	--
Conventional Parameters (pct)									
Moisture (water) content	--	--	**54.2**	--	--	--	--	--	--
Total organic carbon	--	--	**2.6**	--	--	**1.8**	**2.5 J**	**1.57**	**1.3 J**
Total solids	--	--	**63.9**	--	--	**68**	--	**64**	--
Total volatile solids	--	--	**3.4**	--	--	**3.8**	--	**4.64**	--
Grain Size (pct)									
Gravel	--	--	**2**	--	--	--	--	**11.8**	--
Sand	--	--	**66**	--	--	--	**26**	**63.9**	**45**
Silt	--	--	**21**	--	--	--	**50**	**18.3**	**39**
Clay	--	--	**11**	--	--	--	**23**	**6**	**16**
Metals (mg/kg)									
Aluminum	--	--	--	**20800**	--	--	**29500 J**	--	--
Antimony	--	--	--	**0.2**	--	**4.6**	--	7 UJ	--
Arsenic	--	--	**10**	**18**	**61.1**	**8.6**	**8.6 J**	**14**	**17.5**
Barium	--	--	--	**614**	--	--	**241**	--	--
Beryllium	--	--	--	**0.18**	--	--	0.01 UJ	--	--
Boron	--	--	--	--	--	--	--	--	--
Cadmium	--	--	**0.6**	**0.9**	**1.33**	**0.35**	**6.7**	**0.4**	**8.8**
Calcium	--	--	--	--	--	--	**10600**	--	--
Chromium	--	--	**41.2**	**36**	**48.1**	--	**48.1 J**	**27.6**	--
Chromium VI	--	--	--	--	--	--	0.01 UJ	--	**0.0125 J**
Cobalt	--	--	--	**19**	--	--	**11**	--	--
Copper	--	--	**77.3**	**164**	**120**	**76**	**117**	**96.2**	**164**

Table C-12
Sediment Data for Harbor Ave. RS Overflow

	196 EBCHEMWW-06 DuwamishRiver Harbor Ave. RS EBCHEM WW-06c 10/01/1985	196 EBCHEMWW-06 DuwamishRiver Harbor Ave. RS EBCHEM WW-06d 10/01/1985	196 HIRI95WW-01 DuwamishRiver Harbor Ave. RS HIRI95 1_19950314 03/14/1995	314 EPA82837C DuwamishRiver Harbor Ave. RS EPA8283 7C_19830727 07/27/1983	314 GAMPONIALTKD03 DuwamishRiver Harbor Ave. RS GAMPONIA 8500370 02/04/1985	349 TER5_91TER50302 DuwamishRiver Harbor Ave. RS TERM5_91 TER592C002 06/14/1991	405 HIRIPH2W-09 DuwamishRiver Harbor Ave. RS HIRIPH2 W-09_19911011 10/11/1991 0 - 0.02 m	427 POST50269-C1 DuwamishRiver Harbor Ave. RS DMMP-POST5-BF-0269 T5-S1-CS 09/23/2008 0 - 3.8 ft	485 HIRIPH2W-11 DuwamishRiver Harbor Ave. RS HIRIPH2 W-11_19911004 10/04/1991 0 - 0.02 m
Iron	--	--	--	31900	--	--	29500	--	--
Lead	--	--	59	183	176	100	60.9	48	131
Magnesium	--	--	--	--	--	--	8170	--	--
Manganese	--	--	--	315	--	--	314	--	--
Mercury	--	--	0.26	0.2	0.519	0.27	0.51 J	0.19	0.61 J
Nickel	--	--	27	52	22.2	34	14	18	--
Potassium	--	--	--	--	--	--	3500 J	--	--
Selenium	--	--	--	0.2	--	--	--	0.7 U	--
Silicon	--	--	--	--	--	--	--	--	--
Silver	--	--	0.6	0.09	--	0.22	--	0.4 U	--
Sodium	--	--	--	--	--	--	12200 J	--	--
Thallium	--	--	--	0.1	--	--	0.17 J	--	--
Tin	--	--	--	5	--	--	--	--	--
Titanium	--	--	--	--	--	--	--	--	--
Vanadium	--	--	--	37	--	--	73.2	--	--
Zinc	--	--	103	232	185	160	160	131	314
Organometallic Compounds (porewater) (µg/L)									
Tributyltin (ion)	--	--	--	--	--	--	--	0.12	--
Organometallic Compounds (µg/kg)									
Butyltin (n-Butyltin)	--	--	--	--	--	--	--	0.012	--
Dibutyltin	--	--	--	--	--	--	--	0.012 U	--
Dibutyltin dichloride	--	--	--	--	--	--	--	--	--
Tributyltin	--	--	--	--	--	--	260 J	--	1780 J
Tributyltin chloride	--	--	--	--	--	--	--	--	--
Tripentyltin chloride	--	--	--	--	--	--	--	--	--
Volatile Organics (mg/kg-OC)									
1,2,4-Trichlorobenzene	--	--	--	--	--	--	--	0.4 UJ	--
1,2-Dichlorobenzene	--	--	--	--	--	--	--	0.076 UJ	--
Hexachlorobutadiene (Hexachloro-1,3-butadiene)	--	--	0.58 U	--	--	1.2 U	76 UJ	--	18 U
Volatile Organics (µg/kg)									
1,1,1-Trichloroethane	--	--	--	--	--	--	--	--	--
1,1,2,2-Tetrachloroethane	--	--	--	--	--	--	--	--	--

Table C-12
Sediment Data for Harbor Ave. RS Overflow

	196 EBCHEMWW-06 DuwamishRiver Harbor Ave. RS EBCHEM WW-06c 10/01/1985	196 EBCHEMWW-06 DuwamishRiver Harbor Ave. RS EBCHEM WW-06d 10/01/1985	196 HIRI95WW-01 DuwamishRiver Harbor Ave. RS HIRI95 1_19950314 03/14/1995	314 EPA82837C DuwamishRiver Harbor Ave. RS EPA8283 7C_19830727 07/27/1983	314 GAMPONIALTKD03 DuwamishRiver Harbor Ave. RS GAMPONIA 8500370 02/04/1985	349 TER5_91TER50302 DuwamishRiver Harbor Ave. RS TERM5_91 TER592C002 06/14/1991	405 HIRIPH2W-09 DuwamishRiver Harbor Ave. RS HIRIPH2 W-09_19911011 10/11/1991 0 - 0.02 m	427 POST50269-C1 DuwamishRiver Harbor Ave. RS DMMP-POST5-BF-0269 T5-S1-CS 09/23/2008 0 - 3.8 ft	485 HIRIPH2W-11 DuwamishRiver Harbor Ave. RS HIRIPH2 W-11_19911004 10/04/1991 0 - 0.02 m
1,1,2-Trichloroethane	--	--	--	--	--	--	--	--	--
1,1-Dichloroethane	--	--	--	--	--	--	--	--	--
1,2,4-Trichlorobenzene	--	--	--	--	--	--	--	6 UJ	--
1,2-Dichlorobenzene	--	--	--	--	--	--	--	1.2 UJ	--
1,2-Dichloroethene	--	--	--	--	--	--	--	--	--
1,2-Dichloropropane	--	--	--	--	--	--	--	--	--
1,3-Dichlorobenzene	--	--	--	--	--	--	--	1.2 UJ	--
1,3-Dichloropropene, cis-	--	--	--	--	--	--	--	--	--
1,3-Dichloropropene, trans-	--	--	--	--	--	--	--	--	--
2-Chloroethylvinyl ether	--	--	--	--	--	--	--	--	--
2-Hexanone (Methyl butyl ketone)	--	--	--	--	--	--	--	--	--
4-Methyl-2-pentanone (Methyl isobutyl ketone)	--	--	--	--	--	--	--	--	--
4-Nonylphenol	--	--	--	--	--	--	--	--	--
Acetone	--	--	--	--	--	--	--	--	--
Acrolein	--	--	--	--	--	--	--	--	--
Acrylonitrile	--	--	--	--	--	--	--	--	--
Benzene	--	--	--	--	--	--	--	--	--
Bromodichloromethane	--	--	--	--	--	--	--	--	--
Bromoform (Tribromomethane)	--	--	--	--	--	--	--	--	--
Bromomethane (Methyl bromide)	--	--	--	--	--	--	--	--	--
Carbon disulfide	--	--	--	--	--	--	--	--	--
Carbon tetrachloride (Tetrachloromethane)	--	--	--	--	--	--	--	--	--
Chlorobenzene	--	--	--	--	--	--	--	--	--
Chloroethane	--	--	--	--	--	--	--	--	--
Chloroform	--	--	--	--	--	--	--	--	--
Chloromethane	--	--	--	--	--	--	--	--	--
Chloroprene	--	--	--	25 U	--	--	--	--	--
Dibromochloroethane	--	--	--	--	--	--	--	--	--
Dibutyl chlorendate	--	--	--	--	--	--	--	--	--
Dichloromethane (Methylene chloride)	--	--	--	--	--	--	--	--	--
Ethylbenzene	--	--	--	--	--	2.4 U	--	1.2 U	--
Hexachlorobutadiene (Hexachloro-1,3-butadiene)	--	--	15 U	100 U	--	21 U	1900 UJ	--	240 U

Table C-12
Sediment Data for Harbor Ave. RS Overflow

	196 EBCHEMWW-06 DuwamishRiver Harbor Ave. RS EBCHEM WW-06c 10/01/1985	196 EBCHEMWW-06 DuwamishRiver Harbor Ave. RS EBCHEM WW-06d 10/01/1985	196 HIRI95WW-01 DuwamishRiver Harbor Ave. RS HIRI95 1_19950314 03/14/1995	314 EPA82837C DuwamishRiver Harbor Ave. RS EPA8283 7C_19830727 07/27/1983	314 GAMPONIALTKD03 DuwamishRiver Harbor Ave. RS GAMPONIA 8500370 02/04/1985	349 TER5_91TER50302 DuwamishRiver Harbor Ave. RS TERM5_91 TER592C002 06/14/1991	405 HIRIPH2W-09 DuwamishRiver Harbor Ave. RS HIRIPH2 W-09_19911011 10/11/1991 0 - 0.02 m	427 POST50269-C1 DuwamishRiver Harbor Ave. RS DMMP-POST5-BF-0269 T5-S1-CS 09/23/2008 0 - 3.8 ft	485 HIRIPH2W-11 DuwamishRiver Harbor Ave. RS HIRIPH2 W-11_19911004 10/04/1991 0 - 0.02 m
Methyl ethyl ketone (2-Butanone)	--	--	--	--	--	--	--	--	--
o-Xylene	--	--	--	5 U	--	--	--	--	--
Styrene	--	--	--	--	--	--	--	--	--
Tetrachloroethane	--	--	--	--	--	--	--	--	--
Tetrachloroethene (PCE)	--	--	--	--	--	--	--	1.2 U	--
Toluene	--	--	--	5 U	--	--	--	--	--
Trichloroethene (TCE)	--	--	--	--	--	2.4 U	--	1.2 UJ	--
Trichlorofluoromethane (Fluorotrichloromethane)	--	--	--	--	--	--	--	--	--
Vinyl acetate	--	--	--	--	--	--	--	--	--
Vinyl chloride	--	--	--	--	--	--	--	--	--
Semivolatile Organics (mg/kg-OC)									
1,2,4-Trichlorobenzene	--	--	0.58 U	--	--	0.35 U	76 UJ	--	18 U
1,2-Dichlorobenzene	--	--	0.58 U	--	--	0.13 U	76 UJ	--	18 U
1,4-Dichlorobenzene	--	--	0.58 U	--	--	0.13 U	76 UJ	**0.6 J**	18 U
2-Methylnaphthalene	--	--	--	--	--	--	--	**1.4 J**	--
Acenaphthene	--	--	--	--	--	--	--	**1.6**	--
Acenaphthylene	--	--	--	--	--	--	--	**1.4**	--
Anthracene	--	--	--	--	--	--	--	**5.3 J**	--
Benzo(a)anthracene	--	--	--	--	--	--	--	**10 J**	--
Benzo(a)pyrene	--	--	--	--	--	--	--	**18**	--
Benzo(b)fluoranthene	--	--	--	--	--	--	--	**20**	--
Benzo(g,h,i)perylene	--	--	--	--	--	--	--	**5.2**	--
Benzo(k)fluoranthene	--	--	--	--	--	--	--	**25**	--
bis(2-Ethylhexyl)phthalate	--	--	**30**	--	--	**31**	**27 J**	**39 J**	**85**
Butylbenzyl phthalate	--	--	0.58 U	--	--	**3.3**	**2.5 J**	**4**	18 U
Chrysene	--	--	--	--	--	--	--	**18**	--
Dibenzo(a,h)anthracene	--	--	--	--	--	--	--	**2**	--
Dibenzofuran	--	--	--	--	--	--	--	**1 J**	--
Diethyl phthalate	--	--	0.58 U	--	--	1.2 U	76 UJ	1 U	18 U
Dimethyl phthalate	--	--	0.58 U	--	--	1.2 U	76 UJ	1 U	18 U
Di-n-butyl phthalate	--	--	**0.92**	--	--	1.2 U	76 UJ	1 U	18 U
Di-n-octyl phthalate	--	--	0.58 U	--	--	1.2 U	76 UJ	1 U	18 U

Table C-12
Sediment Data for Harbor Ave. RS Overflow

	196 EBCHEMWW-06 DuwamishRiver Harbor Ave. RS EBCHEM WW-06c 10/01/1985	196 EBCHEMWW-06 DuwamishRiver Harbor Ave. RS EBCHEM WW-06d 10/01/1985	196 HIRI95WW-01 DuwamishRiver Harbor Ave. RS HIRI95 1_19950314 03/14/1995	314 EPA82837C DuwamishRiver Harbor Ave. RS EPA8283 7C_19830727 07/27/1983	314 GAMPONIALTKD03 DuwamishRiver Harbor Ave. RS GAMPONIA 8500370 02/04/1985	349 TER5_91TER50302 DuwamishRiver Harbor Ave. RS TERM5_91 TER592C002 06/14/1991	405 HIRIPH2W-09 DuwamishRiver Harbor Ave. RS HIRIPH2 W-09_19911011 10/11/1991 0 - 0.02 m	427 POST50269-C1 DuwamishRiver Harbor Ave. RS DMMP-POST5-BF-0269 T5-S1-CS 09/23/2008 0 - 3.8 ft	485 HIRIPH2W-11 DuwamishRiver Harbor Ave. RS HIRIPH2 W-11_19911004 10/04/1991 0 - 0.02 m
Fluoranthene	--	--	--	--	--	--	--	**22 J**	--
Fluorene	--	--	--	--	--	--	--	**2**	--
Hexachlorobenzene	--	--	0.029 U	--	--	0.72 U	76 UJ	--	18 U
Hexachlorobutadiene (Hexachloro-1,3-butadiene)	--	--	--	--	--	--	--	--	--
Indeno(1,2,3-c,d)pyrene	--	--	--	--	--	--	--	**5.6**	--
Naphthalene	--	--	--	--	--	--	--	**1.5**	--
n-Nitrosodiphenylamine	--	--	0.58 U	--	--	0.72 U	76 UJ	1 U	18 U
Phenanthrene	--	--	--	--	--	--	--	**14**	--
Pyrene	--	--	--	--	--	--	--	**44**	--
Total Benzofluoranthenes (b,j,k) (U = 0)	--	--	--	--	--	--	--	**45**	--
Total cPAH TEQ (7 minimum CAEPA 2005) (U = 0)	--	--	--	--	--	--	--	**30 J**	--
Total HPAH (SMS) (U = 0)	--	--	--	--	--	--	--	**200 J**	--
Total LPAH (SMS) (U = 0)	--	--	--	--	--	--	--	**26 J**	--
Semivolatile Organics (µg/kg)									
1,2,4-Trichlorobenzene	--	--	15 U	100 U	--	6.3 U	1900 UJ	--	240 U
1,2-Dichlorobenzene	--	--	15 U	100 U	--	2.4 U	1900 UJ	--	240 U
1,2-Diphenylhydrazine	--	--	--	--	--	--	--	--	--
1,3-Dichlorobenzene	--	--	15 U	100 U	--	2.4 U	1900 UJ	--	240 U
1,4-Dichlorobenzene	--	--	15 U	100 U	--	2.4 U	1900 UJ	**10 J**	240 U
1-Methylnaphthalene	--	--	--	--	--	--	--	--	--
2,2'-Oxybis (1-chloropropane)	--	--	--	--	--	--	1900 UJ	--	240 U
2,2'-Oxybis (2-chloropropane)	--	--	--	--	--	--	--	--	--
2,4,5-Trichlorophenol	--	--	--	--	--	--	4600 UJ	--	610 U
2,4,6-Trichlorophenol	--	--	--	--	--	--	1900 UJ	--	240 U
2,4-Dichlorophenol	--	--	--	--	--	--	1900 UJ	--	240 U
2,4-Dimethylphenol	--	--	15 U	50 U	--	10 U	1900 UJ	20 U	240 U
2,4-Dinitrophenol	--	--	--	--	--	--	4600 UJ	--	610 UJ
2,4-Dinitrotoluene	--	--	--	--	--	--	1900 UJ	--	240 U
2,6-Dinitrotoluene	--	--	--	--	--	--	1900 UJ	--	240 U
2-Chloronaphthalene	--	--	--	--	--	--	1900 UJ	--	240 U
2-Chlorophenol	--	--	--	--	--	--	1900 UJ	--	240 U
2-Fluorobiphenyl	--	--	--	--	--	--	--	--	--

Table C-12
Sediment Data for Harbor Ave. RS Overflow

	196 EBCHEMWW-06 DuwamishRiver Harbor Ave. RS EBCHEM WW-06c 10/01/1985	196 EBCHEMWW-06 DuwamishRiver Harbor Ave. RS EBCHEM WW-06d 10/01/1985	196 HIRI95WW-01 DuwamishRiver Harbor Ave. RS HIRI95 1_19950314 03/14/1995	314 EPA82837C DuwamishRiver Harbor Ave. RS EPA8283 7C_19830727 07/27/1983	314 GAMPONIALTKD03 DuwamishRiver Harbor Ave. RS GAMPONIA 8500370 02/04/1985	349 TER5_91TER50302 DuwamishRiver Harbor Ave. RS TERM5_91 TER592C002 06/14/1991	405 HIRIPH2W-09 DuwamishRiver Harbor Ave. RS HIRIPH2 W-09_19911011 10/11/1991 0 - 0.02 m	427 POST50269-C1 DuwamishRiver Harbor Ave. RS DMMP-POST5-BF-0269 T5-S1-CS 09/23/2008 0 - 3.8 ft	485 HIRIPH2W-11 DuwamishRiver Harbor Ave. RS HIRIPH2 W-11_19911004 10/04/1991 0 - 0.02 m
2-Fluorophenol	--	--	--	--	--	--	--	--	--
2-Methylnaphthalene	--	--	--	--	--	--	--	**22 J**	--
2-Methylphenol (o-Cresol)	--	--	15 U	--	--	10 U	1900 UJ	20 U	240 U
2-Nitroaniline	--	--	--	--	--	--	4600 UJ	--	610 U
2-Nitrophenol	--	--	--	--	--	--	1900 UJ	--	240 U
3,3'-Dichlorobenzidine	--	--	--	--	--	--	1900 UJ	--	240 U
3-Methylphenanthrene	--	--	--	--	--	--	--	--	--
3-Nitroaniline	--	--	--	--	--	--	4600 UJ	--	610 U
4-Bromophenyl-phenyl ether	--	--	--	--	--	--	1900 UJ	--	240 U
4-Chloro-3-methylphenol	--	--	--	--	--	--	--	--	240 U
4-Chloroaniline	--	--	--	--	--	--	1900 UJ	--	240 U
4-Chlorophenyl phenyl ether	--	--	--	--	--	--	1900 UJ	--	240 U
4-Methylphenol (p-Cresol)	--	--	15 U	50 U	--	21 U	1900 UJ	20 U	240 U
4-Nitroaniline	--	--	--	--	--	--	4600 UJ	--	610 U
4-Nitrophenol	--	--	--	--	--	--	4600 UJ	--	610 UJ
Acenaphthene	--	--	--	--	--	--	--	**25**	--
Acenaphthylene	--	--	--	--	--	--	--	**22**	--
Aniline	--	--	--	--	--	--	--	--	--
Anthracene	--	--	--	--	--	--	--	**83 J**	--
Benzidine	--	--	--	--	--	--	--	--	--
Benzo(a)anthracene	--	--	--	--	--	--	--	**200 J**	--
Benzo(a)pyrene	--	--	--	--	--	--	--	**290**	--
Benzo(b)fluoranthene	--	--	--	--	--	--	--	**320**	--
Benzo(e)pyrene	--	--	--	--	--	--	--	--	--
Benzo(g,h,i)perylene	--	--	--	--	--	--	--	**82**	--
Benzo(k)fluoranthene	--	--	--	--	--	--	--	**390**	--
Benzoic acid	--	--	150 U	50 U	--	110 U	--	200 U	--
Benzyl alcohol	--	--	15 U	100 U	--	13 U	--	20 U	--
Biphenyl (1,1'-Biphenyl)	--	--	--	--	--	--	--	--	--
bis(2-Chloroethoxy)methane	--	--	--	--	--	--	1900 UJ	--	240 U
bis(2-Chloroethyl)ether	--	--	--	--	--	--	1900 UJ	--	240 U
bis(2-Ethylhexyl)phthalate	--	--	**780**	100 U	--	**560**	**670 J**	**610 J**	**1100**

Table C-12
Sediment Data for Harbor Ave. RS Overflow

	196 EBCHEMWW-06 DuwamishRiver Harbor Ave. RS EBCHEM WW-06c 10/01/1985	196 EBCHEMWW-06 DuwamishRiver Harbor Ave. RS EBCHEM WW-06d 10/01/1985	196 HIRI95WW-01 DuwamishRiver Harbor Ave. RS HIRI95 1_19950314 03/14/1995	314 EPA82837C DuwamishRiver Harbor Ave. RS EPA8283 7C_19830727 07/27/1983	314 GAMPONIALTKD03 DuwamishRiver Harbor Ave. RS GAMPONIA 8500370 02/04/1985	349 TER5_91TER50302 DuwamishRiver Harbor Ave. RS TERM5_91 TER592C002 06/14/1991	405 HIRIPH2W-09 DuwamishRiver Harbor Ave. RS HIRIPH2 W-09_19911011 10/11/1991 0 - 0.02 m	427 POST50269-C1 DuwamishRiver Harbor Ave. RS DMMP-POST5-BF-0269 T5-S1-CS 09/23/2008 0 - 3.8 ft	485 HIRIPH2W-11 DuwamishRiver Harbor Ave. RS HIRIPH2 W-11_19911004 10/04/1991 0 - 0.02 m
Butylbenzyl phthalate	--	--	15 U	100 U	--	**59**	**62 J**	**60**	240 U
Carbazole	--	--	--	--	--	--	--	--	--
Chlorinated Benzenes	--	--	--	--	--	--	--	--	--
Cholesterol	--	--	--	--	--	--	--	--	--
Chrysene	--	--	--	--	--	--	--	**290**	--
Coprostanol (Cholestan-3-ol (3B, 5B))	--	--	--	--	--	--	--	--	240 U
Dibenzo(a,h)anthracene	--	--	--	--	--	--	--	**31**	--
Dibenzofuran	--	--	--	--	--	--	--	**20 J**	--
Diethyl phthalate	--	--	15 U	100 U	--	21 U	1900 UJ	20 U	240 U
Dimethyl phthalate	--	--	15 U	100 U	--	21 U	1900 UJ	20 U	240 U
Di-n-butyl phthalate	--	--	**24**	100 U	--	21 U	1900 UJ	20 U	240 U
Dinitro-o-cresol (4,6-Dinitro-2-methylphenol)	--	--	--	--	--	--	4600 UJ	--	610 U
Di-n-octyl phthalate	--	--	15 U	100 U	--	21 U	1900 UJ	20 U	240 U
Fluoranthene	--	--	--	--	--	--	--	**350 J**	--
Fluorene	--	--	--	--	--	--	--	**31**	--
Hexachlorobenzene	--	--	0.76 U	100 U	--	13 U	1900 UJ	--	240 U
Hexachlorobutadiene (Hexachloro-1,3-butadiene)	--	--	--	--	--	--	--	--	--
Hexachlorocyclopentadiene	--	--	--	--	--	--	1900 UJ	--	240 U
Hexachloroethane	--	--	--	--	--	21 U	1900 UJ	20 U	240 U
Indeno(1,2,3-c,d)pyrene	--	--	--	--	--	--	--	**88**	--
Isophorone	--	--	--	--	--	--	1900 UJ	--	240 U
Naphthalene	--	--	--	--	--	--	--	**24**	--
Nitrobenzene	--	--	--	--	--	--	--	--	240 U
n-Nitrosodimethylamine	--	--	--	--	--	--	--	--	--
n-Nitrosodi-n-propylamine	--	--	--	--	--	--	1900 UJ	--	240 U
n-Nitrosodiphenylamine	--	--	15 U	--	--	13 U	1900 UJ	20 U	240 U
Pentachlorophenol	--	--	76 U	50 U	--	63 U	--	98 U	610 U
Perylene	--	--	--	--	--	--	--	--	--
Phenanthrene	--	--	--	--	--	--	--	**220**	--
Phenol	--	--	**240**	50 U	--	**44**	**940 J**	20 U	240 U
Pyrene	--	--	--	--	--	--	--	**690**	--
Total Benzofluoranthenes (b,j,k) (U = 0)	--	--	--	--	--	--	--	**710**	--

Table C-12
Sediment Data for Harbor Ave. RS Overflow

	196 EBCHEMWW-06 DuwamishRiver Harbor Ave. RS EBCHEM WW-06c 10/01/1985	196 EBCHEMWW-06 DuwamishRiver Harbor Ave. RS EBCHEM WW-06d 10/01/1985	196 HIRI95WW-01 DuwamishRiver Harbor Ave. RS HIRI95 1_19950314 03/14/1995	314 EPA82837C DuwamishRiver Harbor Ave. RS EPA8283 7C_19830727 07/27/1983	314 GAMPONIALTKD03 DuwamishRiver Harbor Ave. RS GAMPONIA 8500370 02/04/1985	349 TER5_91TER50302 DuwamishRiver Harbor Ave. RS TERM5_91 TER592C002 06/14/1991	405 HIRIPH2W-09 DuwamishRiver Harbor Ave. RS HIRIPH2 W-09_19911011 10/11/1991 0 - 0.02 m	427 POST50269-C1 DuwamishRiver Harbor Ave. RS DMMP-POST5-BF-0269 T5-S1-CS 09/23/2008 0 - 3.8 ft	485 HIRIPH2W-11 DuwamishRiver Harbor Ave. RS HIRIPH2 W-11_19911004 10/04/1991 0 - 0.02 m
Total cPAH TEQ (7 minimum CAEPA 2005) (U = 0)	--	--	--	--	--	--	--	**400 J**	--
Total HPAH (SMS) (U = 0)	--	--	--	--	--	--	--	**2700 J**	--
Total LPAH (SMS) (U = 0)	--	--	--	--	--	--	--	**410 J**	--
Polycyclic Aromatic Hydrocarbons (mg/kg-OC)									
2-Methylnaphthalene	--	--	**9.2**	--	--	**2.3**	76 UJ	--	18 U
Acenaphthene	--	--	**16**	--	--	**4**	**2.1 J**	--	**2.2 J**
Acenaphthylene	--	--	**1**	--	--	1.2 U	76 UJ	--	**1.2 J**
Anthracene	--	--	**120**	--	--	**6.7**	**12 J**	--	**6.6 J**
Benzo(a)anthracene	--	--	**62**	--	--	**21**	**28 J**	--	**22**
Benzo(a)pyrene	--	--	**26**	--	--	**25**	**23 J**	--	**20**
Benzo(b)fluoranthene	--	--	**35**	--	--	--	**30 J**	--	**20 J**
Benzo(g,h,i)perylene	--	--	**7.3**	--	--	**18**	76 UJ	--	**11 J**
Benzo(k)fluoranthene	--	--	**24**	--	--	--	**30 J**	--	**20 J**
Chrysene	--	--	**73**	--	--	**30**	**39 J**	--	**28**
Dibenzo(a,h)anthracene	--	--	**4.6**	--	--	**2.8**	76 UJ	--	18 UJ
Dibenzofuran	--	--	**23**	--	--	**3.4**	76 UJ	--	18 U
Fluoranthene	--	--	**360**	--	--	**19**	**60 J**	--	**42**
Fluorene	--	--	**80**	--	--	**4**	**3.4 J**	--	**2.9 J**
Indeno(1,2,3-c,d)pyrene	--	--	**13**	--	--	**17**	76 UJ	--	8.5 UJ
Naphthalene	--	--	**3**	--	--	**7.2**	**1.3 J**	--	**2.2 J**
Phenanthrene	--	--	**380**	--	--	**17**	**30 J**	--	**22**
Pyrene	--	--	**200**	--	--	**130**	**44 J**	--	**51**
Total Benzofluoranthenes (b,j,k) (U = 0)	--	--	**59**	--	--	--	**60 J**	--	**50 J**
Total cPAH TEQ (7 minimum CAEPA 2005) (U = 0)	--	--	**40**	--	--	**30**	**32 J**	--	**30 J**
Total HPAH (SMS) (U = 0)	--	--	**810**	--	--	**300**	**250 J**	--	**200 J**
Total LPAH (SMS) (U = 0)	--	--	**600**	--	--	**39**	**49 J**	--	**37 J**
Polycyclic Aromatic Hydrocarbons (µg/kg)									
1-Methylnaphthalene	--	--	--	--	--	--	--	--	--
1-Methylphenanthrene	--	--	--	--	--	--	--	--	--
2,3,5-Trimethylnaphthalene (1,6,7-Trimethylnaphthalene)	--	--	--	--	--	--	--	--	--
2,6-Dimethylnaphthalene	--	--	--	--	--	--	--	--	--
2-Methylnaphthalene	--	--	**240**	100 U	--	**42**	1900 UJ	--	240 U

Table C-12
Sediment Data for Harbor Ave. RS Overflow

	196 EBCHEMWW-06 DuwamishRiver Harbor Ave. RS EBCHEM WW-06c 10/01/1985	196 EBCHEMWW-06 DuwamishRiver Harbor Ave. RS EBCHEM WW-06d 10/01/1985	196 HIRI95WW-01 DuwamishRiver Harbor Ave. RS HIRI95 1_19950314 03/14/1995	314 EPA82837C DuwamishRiver Harbor Ave. RS EPA8283 7C_19830727 07/27/1983	314 GAMPONIALTKD03 DuwamishRiver Harbor Ave. RS GAMPONIA 8500370 02/04/1985	349 TER5_91TER50302 DuwamishRiver Harbor Ave. RS TERM5_91 TER592C002 06/14/1991	405 HIRIPH2W-09 DuwamishRiver Harbor Ave. RS HIRIPH2 W-09_19911011 10/11/1991 0 - 0.02 m	427 POST50269-C1 DuwamishRiver Harbor Ave. RS DMMP-POST5-BF-0269 T5-S1-CS 09/23/2008 0 - 3.8 ft	485 HIRIPH2W-11 DuwamishRiver Harbor Ave. RS HIRIPH2 W-11_19911004 10/04/1991 0 - 0.02 m
2-Methylphenanthrene	--	--	--	--	--	--	--	--	--
Acenaphthene	--	--	**420**	100 U	--	**72**	**52 J**	--	**29 J**
Acenaphthylene	--	--	**27**	100 U	--	21 U	1900 UJ	--	**16 J**
Anthracene	--	--	**3100**	**590**	--	**120**	**310 J**	--	**86 J**
Benzo(a)anthracene	--	--	**1600**	**1300**	--	**380**	**710 J**	--	**280**
Benzo(a)anthracene/chrysene	--	--	--	--	--	--	--	--	--
Benzo(a)pyrene	--	--	**670**	**1800**	--	**450**	**580 J**	--	**260**
Benzo(b)fluoranthene	--	--	**920**	**1700**	--	--	**750 J**	--	**300 J**
Benzo(e)pyrene	--	--	--	--	--	--	--	--	--
Benzo(g,h,i)perylene	--	--	**190**	100 U	--	**330**	1900 UJ	--	**140 J**
Benzo(k)fluoranthene	--	--	**620**	**1700**	--	--	**750 J**	--	**300 J**
Carbazole	--	--	--	--	--	--	1900 UJ	--	240 U
Chrysene	--	--	**1900**	**1800**	--	**500**	**970 J**	--	**370**
Dibenzo(a,h)anthracene	--	--	**120**	100 U	--	**51**	1900 UJ	--	240 UJ
Dibenzofuran	--	--	**590**	100 U	--	**61**	1900 UJ	--	240 U
Dibenzothiophene	--	--	--	100 U	--	--	--	--	--
Fluoranthene	--	--	**9400**	**3100**	**3200**	**340**	**1500 J**	--	**540**
Fluorene	--	--	**2000**	100 U	--	**72**	**86 J**	--	**38 J**
Indeno(1,2,3-c,d)pyrene	--	--	**330**	100 U	--	**310**	1900 UJ	--	110 UJ
Naphthalene	--	--	**77**	100 U	--	**130**	**33 J**	--	**28 J**
Perylene	--	--	--	--	--	--	--	--	--
Phenanthrene	--	--	**9800**	**1200**	--	**310**	**740 J**	--	**280**
Pyrene	--	--	**5200**	**2900**	**2800**	**2400**	**1100 J**	--	**660**
Retene	--	--	--	--	--	--	1900 UJ	--	240 U
Total Benzofluoranthenes (lab reported total)	--	--	--	--	--	--	--	--	--
Total Benzofluoranthenes (b,j,k) (U = 0)	--	--	**1500**	**3400**	--	--	**1500 J**	--	**600 J**
Total cPAH TEQ (7 minimum CAEPA 2005) (U = 0)	--	--	**1000**	**2300**	--	**530**	**810 J**	--	**350 J**
Total HPAH (SMS) (U = 0)	--	--	**21000**	**14000**	**6000**	**4800**	**6400 J**	--	**2900 J**
Total LPAH (SMS) (U = 0)	--	--	**15000**	**1800**	--	**700**	**1200 J**	--	**480 J**
Alkylated Polycyclic Aromatic Hydrocarbons (µg/kg)									
C1-Chrysenes	--	--	--	--	--	--	--	--	--
C1-Dibenzothiophenes	--	--	--	--	--	--	--	--	--

Table C-12
Sediment Data for Harbor Ave. RS Overflow

	196 EBCHEMWW-06 DuwamishRiver Harbor Ave. RS EBCHEM WW-06c 10/01/1985	196 EBCHEMWW-06 DuwamishRiver Harbor Ave. RS EBCHEM WW-06d 10/01/1985	196 HIRI95WW-01 DuwamishRiver Harbor Ave. RS HIRI95 1_19950314 03/14/1995	314 EPA82837C DuwamishRiver Harbor Ave. RS EPA8283 7C_19830727 07/27/1983	314 GAMPONIALTKD03 DuwamishRiver Harbor Ave. RS GAMPONIA 8500370 02/04/1985	349 TER5_91TER50302 DuwamishRiver Harbor Ave. RS TERM5_91 TER592C002 06/14/1991	405 HIRIPH2W-09 DuwamishRiver Harbor Ave. RS HIRIPH2 W-09_19911011 10/11/1991 0 - 0.02 m	427 POST50269-C1 DuwamishRiver Harbor Ave. RS DMMP-POST5-BF-0269 T5-S1-CS 09/23/2008 0 - 3.8 ft	485 HIRIPH2W-11 DuwamishRiver Harbor Ave. RS HIRIPH2 W-11_19911004 10/04/1991 0 - 0.02 m
C1-Fluoranthenes/Pyrenes	--	--	--	--	--	--	--	--	--
C1-Fluorenes	--	--	--	--	--	--	--	--	--
C1-Naphthalenes	--	--	--	--	--	--	--	--	--
C1-Phenanthrenes/Anthracenes	--	--	--	--	--	--	--	--	--
C2-Chrysenes	--	--	--	--	--	--	--	--	--
C2-Dibenzothiophenes	--	--	--	--	--	--	--	--	--
C2-Fluorenes	--	--	--	--	--	--	--	--	--
C2-Naphthalenes	--	--	--	--	--	--	--	--	--
C2-Phenanthrenes/Anthracenes	--	--	--	--	--	--	--	--	--
C3-Chrysenes	--	--	--	--	--	--	--	--	--
C3-Dibenzothiophenes	--	--	--	--	--	--	--	--	--
C3-Fluorenes	--	--	--	--	--	--	--	--	--
C3-Naphthalenes	--	--	--	--	--	--	--	--	--
C3-Phenanthrenes/Anthracenes	--	--	--	--	--	--	--	--	--
C4-Chrysenes	--	--	--	--	--	--	--	--	--
C4-Naphthalenes	--	--	--	--	--	--	--	--	--
C4-Phenanthrenes/Anthracenes	--	--	--	--	--	--	--	--	--
Pesticides (mg/kg-OC)									
Hexachlorobenzene	--	--	--	--	--	--	--	0.062 U	--
Hexachlorobutadiene (Hexachloro-1,3-butadiene)	--	--	--	--	--	--	--	0.062 U	--
Pesticides (µg/kg)									
2,4'-DDD (o,p'-DDD)	--	--	--	--	--	--	--	--	--
2,4'-DDE (o,p'-DDE)	--	--	--	--	--	--	--	--	--
2,4'-DDT (o,p'-DDT)	--	--	--	--	--	--	--	--	--
4,4'-DDD (p,p'-DDD)	--	--	1.5 U	100 U	--	**6.4**	0.8 U	1.9 U	1.3 U
4,4'-DDE (p,p'-DDE)	--	--	1.5 U	100 U	--	4.2 U	0.8 U	**3.1 J**	1.3 U
4,4'-DDT (p,p'-DDT)	--	--	1.5 U	100 U	--	2.2 U	--	1.9 U	--
Aldrin	--	--	0.76 U	100 U	--	**5.9**	0.4 U	0.97 U	0.67 U
Chlordane	--	--	--	100 U	--	2.2 U	--	--	--
Chlordane, alpha- (Chlordane, cis-)	--	--	0.76 U	--	--	--	4 U	0.97 U	6.7 U
Chlordane, beta- (Chlordane, trans-)	--	--	--	--	--	--	--	**2.3 J**	--
Chlordane, gamma-	--	--	**3**	--	--	0.6 U	4 U	--	6.7 U

Table C-12
Sediment Data for Harbor Ave. RS Overflow

	196 EBCHEMWW-06 DuwamishRiver Harbor Ave. RS EBCHEM WW-06c 10/01/1985	196 EBCHEMWW-06 DuwamishRiver Harbor Ave. RS EBCHEM WW-06d 10/01/1985	196 HIRI95WW-01 DuwamishRiver Harbor Ave. RS HIRI95 1_19950314 03/14/1995	314 EPA82837C DuwamishRiver Harbor Ave. RS EPA8283 7C_19830727 07/27/1983	314 GAMPONIALTKD03 DuwamishRiver Harbor Ave. RS GAMPONIA 8500370 02/04/1985	349 TER5_91TER50302 DuwamishRiver Harbor Ave. RS TERM5_91 TER592C002 06/14/1991	405 HIRIPH2W-09 DuwamishRiver Harbor Ave. RS HIRIPH2 W-09_19911011 10/11/1991 0 - 0.02 m	427 POST50269-C1 DuwamishRiver Harbor Ave. RS DMMP-POST5-BF-0269 T5-S1-CS 09/23/2008 0 - 3.8 ft	485 HIRIPH2W-11 DuwamishRiver Harbor Ave. RS HIRIPH2 W-11_19911004 10/04/1991 0 - 0.02 m
Chlorpyrifos	--	--	--	--	--	--	--	--	--
Dieldrin	--	--	1.5 U	10 U	--	0.9 U	0.8 U	1.9 U	1.3 U
Endosulfan sulfate	--	--	--	--	--	--	0.8 U	--	1.3 U
Endosulfan, alpha- (I)	--	--	--	--	--	--	0.4 U	--	0.67 U
Endosulfan, beta (II)	--	--	--	--	--	--	0.8 U	--	1.3 U
Endrin	--	--	--	10 U	--	--	0.8 U	--	1.3 U
Endrin aldehyde	--	--	--	--	--	--	0.8 U	--	1.3 U
Endrin ketone	--	--	--	--	--	--	0.8 U	--	1.3 U
Heptachlor	--	--	0.76 U	100 U	--	--	0.4 U	0.97 U	0.67 U
Heptachlor epoxide	--	--	--	10 U	--	1.1 U	0.4 U	--	0.67 U
Hexachlorobenzene	--	--	--	--	--	--	--	0.97 U	--
Hexachlorobutadiene (Hexachloro-1,3-butadiene)	--	--	--	--	--	--	--	0.97 U	--
Hexachlorocyclohexane (BHC), alpha-	--	--	--	100 U	--	--	0.4 U	--	0.67 U
Hexachlorocyclohexane (BHC), beta-	--	--	--	10 U	--	--	0.4 U	--	0.67 U
Hexachlorocyclohexane (BHC), delta-	--	--	--	10 U	--	--	0.4 U	--	0.67 U
Hexachlorocyclohexane (BHC), gamma- (Lindane)	--	--	0.76 U	10 U	--	--	0.4 U	0.97 U	0.67 U
Methoxychlor	--	--	--	--	--	--	4 U	--	6.7 U
Mirex	--	--	--	--	--	--	--	--	--
Nonachlor, cis-	--	--	--	--	--	--	--	1.9 U	--
Nonachlor, trans-	--	--	--	--	--	--	--	1.9 U	--
Oxychlordane	--	--	--	--	--	--	--	1.9 U	--
Tetrachloro-m-xylene	--	--	--	--	--	--	--	--	--
Total 2,4' and 4,4'-DDD,-DDE,-DDT (reported, not calculated)	--	--	1.5 U	**300 J**	--	**12.8 J**	--	--	--
Total 2,4' and 4,4'-DDT (Reported, not calculated)	--	--	--	--	--	--	0.8 U	--	1.3 U
Total 4,4'-DDD,-DDE,-DDT (reported, not calculated)	--	--	--	--	--	--	--	3.1 U	--
Total Chlordane (Reported, not calculated)	--	--	--	--	--	--	--	2.3 U	--
Toxaphene	--	--	--	--	--	--	8 U	--	13 U
Dioxin Furans (ng/kg)									
2,3,7,8-Tetrachlorodibenzo-p-dioxin (TCDD)	--	--	--	--	--	--	--	**0.382 J**	--
1,2,3,7,8-Pentachlorodibenzo-p-dioxin (PeCDD)	--	--	--	--	--	--	--	**1.89 J**	--
1,2,3,4,7,8-Hexachlorodibenzo-p-dioxin (HxCDD)	--	--	--	--	--	--	--	2.63 U	--
1,2,3,6,7,8-Hexachlorodibenzo-p-dioxin (HxCDD)	--	--	--	--	--	--	--	**10.8**	--

Table C-12
Sediment Data for Harbor Ave. RS Overflow

	196 EBCHEMWW-06 DuwamishRiver Harbor Ave. RS EBCHEM WW-06c 10/01/1985	196 EBCHEMWW-06 DuwamishRiver Harbor Ave. RS EBCHEM WW-06d 10/01/1985	196 HIRI95WW-01 DuwamishRiver Harbor Ave. RS HIRI95 1_19950314 03/14/1995	314 EPA82837C DuwamishRiver Harbor Ave. RS EPA8283 7C_19830727 07/27/1983	314 GAMPONIALTKD03 DuwamishRiver Harbor Ave. RS GAMPONIA 8500370 02/04/1985	349 TER5_91TER50302 DuwamishRiver Harbor Ave. RS TERM5_91 TER592C002 06/14/1991	405 HIRIPH2W-09 DuwamishRiver Harbor Ave. RS HIRIPH2 W-09_19911011 10/11/1991 0 - 0.02 m	427 POST50269-C1 DuwamishRiver Harbor Ave. RS DMMP-POST5-BF-0269 T5-S1-CS 09/23/2008 0 - 3.8 ft	485 HIRIPH2W-11 DuwamishRiver Harbor Ave. RS HIRIPH2 W-11_19911004 10/04/1991 0 - 0.02 m
1,2,3,7,8,9-Hexachlorodibenzo-p-dioxin (HxCDD)	--	--	--	--	--	--	--	**5.32**	--
1,2,3,4,6,7,8-Heptachlorodibenzo-p-dioxin (HpCDD)	--	--	--	--	--	--	--	**357**	--
1,2,3,4,6,7,8,9-Octachlorodibenzo-p-dioxin (OCDD)	--	--	--	--	--	--	--	**3310**	--
2,3,7,8-Tetrachlorodibenzofuran (TCDF)	--	--	--	--	--	--	--	**1.93**	--
1,2,3,7,8-Pentachlorodibenzofuran (PeCDF)	--	--	--	--	--	--	--	**1.3 J**	--
2,3,4,7,8-Pentachlorodibenzofuran (PeCDF)	--	--	--	--	--	--	--	**4.17**	--
1,2,3,4,7,8-Hexachlorodibenzofuran (HxCDF)	--	--	--	--	--	--	--	**5.17**	--
1,2,3,6,7,8-Hexachlorodibenzofuran (HxCDF)	--	--	--	--	--	--	--	**2.52**	--
1,2,3,7,8,9-Hexachlorodibenzofuran (HxCDF)	--	--	--	--	--	--	--	**1.8 J**	--
2,3,4,6,7,8-Hexachlorodibenzofuran (HxCDF)	--	--	--	--	--	--	--	**3.91**	--
1,2,3,4,6,7,8-Heptachlorodibenzofuran (HpCDF)	--	--	--	--	--	--	--	**54.7**	--
1,2,3,4,7,8,9-Heptachlorodibenzofuran (HpCDF)	--	--	--	--	--	--	--	**4.2**	--
1,2,3,4,6,7,8,9-Octachlorodibenzofuran (OCDF)	--	--	--	--	--	--	--	**199**	--
Dioxin Furans (mg/kg-OC)									
Total Dioxin/Furan TEQ 2005 (Mammal) (U = 0)	--	--	--	--	--	--	--	**0.00076 J**	--
Dioxin Furans (ng/kg)									
Total Dioxin/Furan TEQ 2005 (Mammal) (U = 0)	--	--	--	--	--	--	--	**12 J**	--
PCB Aroclors (mg/kg-OC)									
Total PCB Aroclors (SMS Marine 2013) (U = 0)	--	--	**9**	--	--	**9**	**0.8 J**	**3.3**	**22**
PCB Aroclors (µg/kg)									
Aroclor 1016	--	--	15 U	100 U	--	11 U	4 U	19 U	6.7 U
Aroclor 1221	--	--	30 U	100 U	--	43 U	4 U	19 U	6.7 U
Aroclor 1232	--	--	**60**	100 U	--	11 U	4 U	19 U	6.7 U
Aroclor 1242	--	--	**42**	100 U	**1600**	**70**	4 U	19 U	6.7 U
Aroclor 1248	--	--	15 U	100 U	**1600**	11 U	4 U	**21**	**93**
Aroclor 1254	--	--	**66**	100 U	**8100**	11 U	**12**	**31**	**140**
Aroclor 1260	--	--	**76**	100 U	**13000**	**99**	**6.8 J**	19 U	**54**
Aroclor 1262	--	--	--	--	--	--	--	19 U	--
Aroclor 1268	--	--	--	--	--	--	--	19 U	--
Total PCB (reported, not calculated)	--	--	--	--	--	--	--	--	--
Total PCB Aroclors (SMS Marine 2013) (U = 0)	--	--	**240**	100 U	**24000**	**170**	**19 J**	**52**	**290**
PCB Congeners (ng/kg)									

Table C-12
Sediment Data for Harbor Ave. RS Overflow

	196 EBCHEMWW-06 DuwamishRiver Harbor Ave. RS EBCHEM WW-06c 10/01/1985	196 EBCHEMWW-06 DuwamishRiver Harbor Ave. RS EBCHEM WW-06d 10/01/1985	196 HIRI95WW-01 DuwamishRiver Harbor Ave. RS HIRI95 1_19950314 03/14/1995	314 EPA82837C DuwamishRiver Harbor Ave. RS EPA8283 7C_19830727 07/27/1983	314 GAMPONIALTKD03 DuwamishRiver Harbor Ave. RS GAMPONIA 8500370 02/04/1985	349 TER5_91TER50302 DuwamishRiver Harbor Ave. RS TERM5_91 TER592C002 06/14/1991	405 HIRIPH2W-09 DuwamishRiver Harbor Ave. RS HIRIPH2 W-09_19911011 10/11/1991 0 - 0.02 m	427 POST50269-C1 DuwamishRiver Harbor Ave. RS DMMP-POST5-BF-0269 T5-S1-CS 09/23/2008 0 - 3.8 ft	485 HIRIPH2W-11 DuwamishRiver Harbor Ave. RS HIRIPH2 W-11_19911004 10/04/1991 0 - 0.02 m
PCB-008	--	--	--	--	--	--	--	--	--
PCB-018	--	--	--	--	--	--	--	--	--
PCB-028	--	--	--	--	--	--	--	--	--
PCB-044	--	--	--	--	--	--	--	--	--
PCB-052	--	--	--	--	--	--	--	--	--
PCB-066	--	--	--	--	--	--	--	--	--
PCB-077	--	--	--	--	--	--	--	--	--
PCB-101	--	--	--	--	--	--	--	--	--
PCB-105	--	--	--	--	--	--	--	--	--
PCB-118	--	--	--	--	--	--	--	--	--
PCB-126	--	--	--	--	--	--	--	--	--
PCB-128	--	--	--	--	--	--	--	--	--
PCB-138	--	--	--	--	--	--	--	--	--
PCB-153	--	--	--	--	--	--	--	--	--
PCB-169	--	--	--	--	--	--	--	--	--
PCB-170	--	--	--	--	--	--	--	--	--
PCB-180	--	--	--	--	--	--	--	--	--
PCB-187	--	--	--	--	--	--	--	--	--
PCB-195	--	--	--	--	--	--	--	--	--
PCB-206	--	--	--	--	--	--	--	--	--
PCB-209	--	--	--	--	--	--	--	--	--
Polybrominated biphenyls (ng/kg)									
2,4,5,2',4',5'-Hexabromobiphenyl	--	--	--	--	--	--	--	--	--
Polybrominated diphenyl ethers (ng/kg)									
PBDE-047	--	--	--	--	--	--	--	--	--
PBDE-049	--	--	--	--	--	--	--	--	--
PBDE-066	--	--	--	--	--	--	--	--	--
PBDE-071	--	--	--	--	--	--	--	--	--
PBDE-099	--	--	--	--	--	--	--	--	--
PBDE-100	--	--	--	--	--	--	--	--	--
PBDE-138	--	--	--	--	--	--	--	--	--
PBDE-153	--	--	--	--	--	--	--	--	--

Table C-12
Sediment Data for Harbor Ave. RS Overflow

	196 EBCHEMWW-06 DuwamishRiver Harbor Ave. RS EBCHEM WW-06c 10/01/1985	196 EBCHEMWW-06 DuwamishRiver Harbor Ave. RS EBCHEM WW-06d 10/01/1985	196 HIRI95WW-01 DuwamishRiver Harbor Ave. RS HIRI95 1_19950314 03/14/1995	314 EPA82837C DuwamishRiver Harbor Ave. RS EPA8283 7C_19830727 07/27/1983	314 GAMPONIALTKD03 DuwamishRiver Harbor Ave. RS GAMPONIA 8500370 02/04/1985	349 TER5_91TER50302 DuwamishRiver Harbor Ave. RS TERM5_91 TER592C002 06/14/1991	405 HIRIPH2W-09 DuwamishRiver Harbor Ave. RS HIRIPH2 W-09_19911011 10/11/1991 0 - 0.02 m	427 POST50269-C1 DuwamishRiver Harbor Ave. RS DMMP-POST5-BF-0269 T5-S1-CS 09/23/2008 0 - 3.8 ft	485 HIRIPH2W-11 DuwamishRiver Harbor Ave. RS HIRIPH2 W-11_19911004 10/04/1991 0 - 0.02 m
PBDE-154	--	--	--	--	--	--	--	--	--
PBDE-183	--	--	--	--	--	--	--	--	--
PBDE-184	--	--	--	--	--	--	--	--	--
PBDE-191	--	--	--	--	--	--	--	--	--
PBDE-209	--	--	--	--	--	--	--	--	--
Total Petroleum Hydrocarbons (mg/kg)									
Diesel range hydrocarbons	--	--	--	--	--	--	10 U	--	**130 J**
Gasoline range hydrocarbons	--	--	--	--	--	--	10 U	--	10 U
Lube oil	--	--	--	--	--	--	10 U	--	**310 J**
Oil and grease	--	--	--	--	--	--	--	--	--
Pharmaceuticals and Personal Care Products (µg/kg)									
Caffeine	--	--	--	--	--	--	1900 UJ	--	240 U

Table C-12
Sediment Data for Harbor Ave. RS Overflow

	490 TPPSS0036 DuwamishRiver Harbor Ave. RS TPPS S0036_19810901 09/01/1981	585 EPA82837B DuwamishRiver Harbor Ave. RS EPA8283 7B_19830727 07/27/1983	585 GAMPONIALTKD04 DuwamishRiver Harbor Ave. RS GAMPONIA 8500372 02/04/1985	657 PSAMP/NOAA-114 DuwamishRiver Harbor Ave. RS PSAMPNOA 98279099 07/01/1998 0 - 3 cm	657 URBANWATERS-114 DuwamishRiver Harbor Ave. RS UWI_EB07 EB-114_20070621_0-2CM 06/21/2007 0 - 2 cm	657 UWI2007-114 DuwamishRiver Harbor Ave. RS UWI2007 07-17489-LM43AG 06/21/2007 0 - 3 cm	657 UWI2007-114 DuwamishRiver Harbor Ave. RS UWI2007 7254341_20070621 06/21/2007 0 - 3 cm	753 EPA82837 DuwamishRiver Harbor Ave. RS EPA8283 7_19820901 09/01/1982	975 HIRI95WW-07 DuwamishRiver Harbor Ave. RS HIRI95 7_19950316 03/16/1995
Conventional Parameters (ppt)									
Salinity	--	--	--	--	--	--	--	--	**28**
Conventional Parameters (mg/kg)									
Acid volatile sulfide	--	--	--	--	--	--	--	--	--
Ammonia	--	--	--	--	--	--	--	--	--
Ammonia as nitrogen	--	--	--	--	--	--	--	--	**15**
Cyanide	--	--	--	--	--	--	--	**0.2**	--
Nitrogen, total (nitrate, nitrite, Kjeldahl) (calculated)	--	--	--	--	--	--	--	--	--
Sulfide	--	--	--	--	--	--	--	--	**300**
Conventional Parameters (pct)									
Moisture (water) content	--	--	--	--	--	--	--	--	**71.9**
Total organic carbon	--	--	--	**1.78**	--	--	**1.08**	--	**2.2**
Total solids	--	--	--	**48.36**	**61.8**	--	--	--	**57.4**
Total volatile solids	--	--	--	--	--	--	--	--	**3.1 J**
Grain Size (pct)									
Gravel	--	--	--	**0**	--	**0.1**	--	--	**3**
Sand	--	--	--	**22.8**	--	**48.3**	--	--	**50**
Silt	--	--	--	**52.52**	--	**35.9**	--	--	**36**
Clay	--	--	--	**24.68**	--	**15.7**	--	--	**11**
Metals (mg/kg)									
Aluminum	--	**25200**	--	**67300**	--	--	--	**8090**	--
Antimony	**4.4**	**0.1**	--	**3.3 J**	--	--	--	0.1 U	--
Arsenic	**23**	**16**	**79.2**	**14.9**	--	--	**7.09**	**18**	**14**
Barium	--	**173**	--	**417**	--	--	--	**9**	--
Beryllium	**0.47**	**0.27**	--	**1.1**	--	--	--	0.25 U	--
Boron	--	--	--	--	--	--	--	**6**	--
Cadmium	**0.53**	**0.7**	**1.28**	**1.4**	--	--	**0.16**	**0.2**	**0.5**
Calcium	--	--	--	**26500**	--	--	--	--	--
Chromium	**52**	**33**	**52.8**	**72.3**	--	--	**18.9**	4 U	**41.6**
Chromium VI	--	--	--	--	--	--	--	--	--
Cobalt	--	**19**	--	**9.7**	--	--	--	**4**	--
Copper	**150**	**208**	**175**	**107**	--	--	**41.5**	4 U	**214**

Table C-12
Sediment Data for Harbor Ave. RS Overflow

	490 TPPSS0036 DuwamishRiver Harbor Ave. RS TPPS S0036_19810901 09/01/1981	585 EPA82837B DuwamishRiver Harbor Ave. RS EPA8283 7B_19830727 07/27/1983	585 GAMPONIALTKD04 DuwamishRiver Harbor Ave. RS GAMPONIA 8500372 02/04/1985	657 PSAMP/NOAA-114 DuwamishRiver Harbor Ave. RS PSAMPNOA 98279099 07/01/1998 0 - 3 cm	657 URBANWATERS-114 DuwamishRiver Harbor Ave. RS UWI_EB07 EB-114_20070621_0-2CM 06/21/2007 0 - 2 cm	657 UWI2007-114 DuwamishRiver Harbor Ave. RS UWI2007 07-17489-LM43AG 06/21/2007 0 - 3 cm	657 UWI2007-114 DuwamishRiver Harbor Ave. RS UWI2007 7254341_20070621 06/21/2007 0 - 3 cm	753 EPA82837 DuwamishRiver Harbor Ave. RS EPA8283 7_19820901 09/01/1982	975 HIRI95WW-07 DuwamishRiver Harbor Ave. RS HIRI95 7_19950316 03/16/1995
Iron	30000	35600	--	28900	--	--	--	10000	--
Lead	310	256	226	77.2	--	--	21	39	68
Magnesium	--	--	--	12400	--	--	--	--	--
Manganese	360	331	--	438	--	--	--	129	--
Mercury	0.44	0.25	0.792	0.408	--	--	0.0962	0.2	0.37
Nickel	32	36	22.6	40	--	--	11.4	9	29
Potassium	--	--	--	11400 J	--	--	--	--	--
Selenium	0.24	0.2	--	0.34	--	--	0.5 U	0.6 U	--
Silicon	--	--	--	245000	--	--	--	--	--
Silver	2.2	0.12	--	0.56	--	--	0.15	0.4 U	0.8
Sodium	--	--	--	26400	--	--	--	--	--
Thallium	0.1 U	0.1	--	0.14	--	--	--	0.05 U	--
Tin	--	21	--	5.3	--	--	2.47	1	--
Titanium	--	--	--	3130	--	--	--	--	--
Vanadium	--	40	--	91.4	--	--	--	24	--
Zinc	210	218	208	149	--	--	71.5	82	56.9
Organometallic Compounds (porewater) (µg/L)									
Tributyltin (ion)	--	--	--	--	--	--	--	--	--
Organometallic Compounds (µg/kg)									
Butyltin (n-Butyltin)	--	--	--	--	--	--	--	--	--
Dibutyltin	--	--	--	--	--	--	--	--	--
Dibutyltin dichloride	--	--	--	170	--	--	--	--	--
Tributyltin	--	--	--	--	--	--	--	--	--
Tributyltin chloride	--	--	--	725 J	--	--	--	--	--
Tripentyltin chloride	--	--	--	1580000000	--	--	--	--	--
Volatile Organics (mg/kg-OC)									
1,2,4-Trichlorobenzene	--	--	--	--	--	--	--	--	--
1,2-Dichlorobenzene	--	--	--	--	--	--	--	--	--
Hexachlorobutadiene (Hexachloro-1,3-butadiene)	--	--	--	0.43 U	--	--	--	--	0.77 U
Volatile Organics (µg/kg)									
1,1,1-Trichloroethane	--	--	--	--	--	--	--	--	--
1,1,2,2-Tetrachloroethane	--	--	--	--	--	--	--	--	--

Table C-12
Sediment Data for Harbor Ave. RS Overflow

	490 TPPSS0036 DuwamishRiver Harbor Ave. RS TPPS S0036_19810901 09/01/1981	585 EPA82837B DuwamishRiver Harbor Ave. RS EPA8283 7B_19830727 07/27/1983	585 GAMPONIALTKD04 DuwamishRiver Harbor Ave. RS GAMPONIA 8500372 02/04/1985	657 PSAMP/NOAA-114 DuwamishRiver Harbor Ave. RS PSAMPNOA 98279099 07/01/1998 0 - 3 cm	657 URBANWATERS-114 DuwamishRiver Harbor Ave. RS UWI_EB07 EB-114_20070621_0-2CM 06/21/2007 0 - 2 cm	657 UWI2007-114 DuwamishRiver Harbor Ave. RS UWI2007 07-17489-LM43AG 06/21/2007 0 - 3 cm	657 UWI2007-114 DuwamishRiver Harbor Ave. RS UWI2007 7254341_20070621 06/21/2007 0 - 3 cm	753 EPA82837 DuwamishRiver Harbor Ave. RS EPA8283 7_19820901 09/01/1982	975 HIRI95WW-07 DuwamishRiver Harbor Ave. RS HIRI95 7_19950316 03/16/1995
1,1,2-Trichloroethane	--	--	--	--	--	--	--	--	--
1,1-Dichloroethane	--	--	--	--	--	--	--	--	--
1,2,4-Trichlorobenzene	--	--	--	--	--	--	--	--	--
1,2-Dichlorobenzene	--	--	--	--	--	--	--	--	--
1,2-Dichloroethene	--	--	--	--	--	--	--	--	--
1,2-Dichloropropane	--	--	--	--	--	--	--	--	--
1,3-Dichlorobenzene	--	--	--	--	--	--	--	--	--
1,3-Dichloropropene, cis-	--	--	--	--	--	--	--	--	--
1,3-Dichloropropene, trans-	--	--	--	--	--	--	--	--	--
2-Chloroethylvinyl ether	--	--	--	--	--	--	--	--	--
2-Hexanone (Methyl butyl ketone)	--	--	--	--	--	--	--	--	--
4-Methyl-2-pentanone (Methyl isobutyl ketone)	--	--	--	--	--	--	--	--	--
4-Nonylphenol	--	--	--	7.7 U	--	--	85 U	--	--
Acetone	--	--	--	--	--	--	--	--	--
Acrolein	--	--	--	--	--	--	--	--	--
Acrylonitrile	--	--	--	--	--	--	--	--	--
Benzene	--	--	--	--	--	--	--	--	--
Bromodichloromethane	--	--	--	--	--	--	--	--	--
Bromoform (Tribromomethane)	--	--	--	--	--	--	--	--	--
Bromomethane (Methyl bromide)	--	--	--	--	--	--	--	--	--
Carbon disulfide	--	--	--	--	--	--	--	--	--
Carbon tetrachloride (Tetrachloromethane)	--	--	--	--	--	--	--	--	--
Chlorobenzene	--	--	--	--	--	--	--	--	--
Chloroethane	--	--	--	--	--	--	--	--	--
Chloroform	--	--	--	--	--	--	--	--	--
Chloromethane	--	--	--	--	--	--	--	--	--
Chloroprene	--	25 U	--	--	--	--	--	--	--
Dibromochloroethane	--	--	--	--	--	--	--	--	--
Dibutyl chlorendate	--	--	--	**1060000000**	--	--	--	--	--
Dichloromethane (Methylene chloride)	--	--	--	--	--	--	--	--	--
Ethylbenzene	--	--	--	--	--	--	--	--	--
Hexachlorobutadiene (Hexachloro-1,3-butadiene)	**1.2**	100 U	--	7.7 U	--	--	--	200 U	17 U

Table C-12
Sediment Data for Harbor Ave. RS Overflow

	490 TPPSS0036 DuwamishRiver Harbor Ave. RS TPPS S0036_19810901 09/01/1981	585 EPA82837B DuwamishRiver Harbor Ave. RS EPA8283 7B_19830727 07/27/1983	585 GAMPONIALTKD04 DuwamishRiver Harbor Ave. RS GAMPONIA 8500372 02/04/1985	657 PSAMP/NOAA-114 DuwamishRiver Harbor Ave. RS PSAMPNOA 98279099 07/01/1998 0 - 3 cm	657 URBANWATERS-114 DuwamishRiver Harbor Ave. RS UWI_EB07 EB-114_20070621_0-2CM 06/21/2007 0 - 2 cm	657 UWI2007-114 DuwamishRiver Harbor Ave. RS UWI2007 07-17489-LM43AG 06/21/2007 0 - 3 cm	657 UWI2007-114 DuwamishRiver Harbor Ave. RS UWI2007 7254341_20070621 06/21/2007 0 - 3 cm	753 EPA82837 DuwamishRiver Harbor Ave. RS EPA8283 7_19820901 09/01/1982	975 HIRI95WW-07 DuwamishRiver Harbor Ave. RS HIRI95 7_19950316 03/16/1995
Methyl ethyl ketone (2-Butanone)	--	--	--	--	--	--	--	--	--
o-Xylene	--	5 U	--	--	--	--	--	--	--
Styrene	--	--	--	--	--	--	--	--	--
Tetrachloroethane	--	--	--	--	--	--	--	--	--
Tetrachloroethene (PCE)	--	--	--	--	--	--	--	--	--
Toluene	--	5 U	--	--	--	--	--	10 U	--
Trichloroethene (TCE)	--	--	--	--	--	--	--	--	--
Trichlorofluoromethane (Fluorotrichloromethane)	--	--	--	--	--	--	--	--	--
Vinyl acetate	--	--	--	--	--	--	--	--	--
Vinyl chloride	--	--	--	--	--	--	--	--	--
Semivolatile Organics (mg/kg-OC)									
1,2,4-Trichlorobenzene	--	--	--	0.43 U	--	--	4 U	--	0.77 U
1,2-Dichlorobenzene	--	--	--	0.43 U	--	--	4 U	--	0.77 U
1,4-Dichlorobenzene	--	--	--	**0.33 J**	--	--	4 U	--	0.77 U
2-Methylnaphthalene	--	--	--	--	--	--	**2.4 J**	--	--
Acenaphthene	--	--	--	--	--	--	**0.84**	--	--
Acenaphthylene	--	--	--	--	--	--	**3.4**	--	--
Anthracene	--	--	--	--	--	--	**5.4**	--	--
Benzo(a)anthracene	--	--	--	--	--	--	**8.8**	--	--
Benzo(a)pyrene	--	--	--	--	--	--	**13.4**	--	--
Benzo(b)fluoranthene	--	--	--	--	--	--	**20**	--	--
Benzo(g,h,i)perylene	--	--	--	--	--	--	**8.5**	--	--
Benzo(k)fluoranthene	--	--	--	--	--	--	**7.3**	--	--
bis(2-Ethylhexyl)phthalate	--	--	--	43.5 UJ	--	--	**64.5**	--	**19**
Butylbenzyl phthalate	--	--	--	**3.7**	--	--	7.9 U	--	2.3 U
Chrysene	--	--	--	--	--	--	**16.5**	--	--
Dibenzo(a,h)anthracene	--	--	--	--	--	--	**3.1**	--	--
Dibenzofuran	--	--	--	--	--	--	**3**	--	--
Diethyl phthalate	--	--	--	0.51 UJ	--	--	7.9 U	--	0.77 U
Dimethyl phthalate	--	--	--	**0.47**	--	--	7.9 U	--	0.77 U
Di-n-butyl phthalate	--	--	--	**9.94**	--	--	16 U	--	0.77 U
Di-n-octyl phthalate	--	--	--	0.43 U	--	--	7.9 U	--	0.77 U

Table C-12
Sediment Data for Harbor Ave. RS Overflow

	490 TPPSS0036 DuwamishRiver Harbor Ave. RS TPPS S0036_19810901 09/01/1981	585 EPA82837B DuwamishRiver Harbor Ave. RS EPA8283 7B_19830727 07/27/1983	585 GAMPONIALTKD04 DuwamishRiver Harbor Ave. RS GAMPONIA 8500372 02/04/1985	657 PSAMP/NOAA-114 DuwamishRiver Harbor Ave. RS PSAMPNOA 98279099 07/01/1998 0 - 3 cm	657 URBANWATERS-114 DuwamishRiver Harbor Ave. RS UWI_EB07 EB-114_20070621_0-2CM 06/21/2007 0 - 2 cm	657 UWI2007-114 DuwamishRiver Harbor Ave. RS UWI2007 07-17489-LM43AG 06/21/2007 0 - 3 cm	657 UWI2007-114 DuwamishRiver Harbor Ave. RS UWI2007 7254341_20070621 06/21/2007 0 - 3 cm	753 EPA82837 DuwamishRiver Harbor Ave. RS EPA8283 7_19820901 09/01/1982	975 HIRI95WW-07 DuwamishRiver Harbor Ave. RS HIRI95 7_19950316 03/16/1995
Fluoranthene	--	--	--	--	--	--	**17.5**	--	--
Fluorene	--	--	--	--	--	--	**1.6**	--	--
Hexachlorobenzene	--	--	--	0.048 U	--	--	0.05 UJ	--	0.039 U
Hexachlorobutadiene (Hexachloro-1,3-butadiene)	--	--	--	--	--	--	4 U	--	--
Indeno(1,2,3-c,d)pyrene	--	--	--	--	--	--	**9.54**	--	--
Naphthalene	--	--	--	--	--	--	**4.2 J**	--	--
n-Nitrosodiphenylamine	--	--	--	0.43 U	--	--	7.9 UJ	--	0.77 U
Phenanthrene	--	--	--	--	--	--	**8.6**	--	--
Pyrene	--	--	--	--	--	--	**18.3**	--	--
Total Benzofluoranthenes (b,j,k) (U = 0)	--	--	--	--	--	--	**27**	--	--
Total cPAH TEQ (7 minimum CAEPA 2005) (U = 0)	--	--	--	--	--	--	**18**	--	--
Total HPAH (SMS) (U = 0)	--	--	--	--	--	--	**120**	--	--
Total LPAH (SMS) (U = 0)	--	--	--	--	--	--	**24 J**	--	--
Semivolatile Organics (µg/kg)									
1,2,4-Trichlorobenzene	--	100 U	--	7.7 U	--	--	43 U	200 U	17 U
1,2-Dichlorobenzene	--	100 U	--	7.7 U	--	--	43 U	200 U	17 U
1,2-Diphenylhydrazine	--	--	--	--	--	--	--	--	--
1,3-Dichlorobenzene	--	100 U	--	7.7 U	--	--	43 U	200 U	17 U
1,4-Dichlorobenzene	--	100 U	--	**5.9 J**	--	--	43 U	200 U	17 U
1-Methylnaphthalene	--	--	--	--	--	--	**18 J**	--	--
2,2'-Oxybis (1-chloropropane)	--	--	--	--	--	--	--	--	--
2,2'-Oxybis (2-chloropropane)	--	--	--	--	--	--	--	--	--
2,4,5-Trichlorophenol	--	--	--	--	--	--	--	--	--
2,4,6-Trichlorophenol	--	--	--	--	--	--	--	--	--
2,4-Dichlorophenol	--	--	--	--	--	--	--	--	--
2,4-Dimethylphenol	--	50 U	--	7.7 U	--	--	85 U	200 U	17 U
2,4-Dinitrophenol	--	--	--	--	--	--	--	--	--
2,4-Dinitrotoluene	--	--	--	--	--	--	--	--	--
2,6-Dinitrotoluene	--	--	--	--	--	--	--	--	--
2-Chloronaphthalene	--	--	--	--	--	--	5 U	--	--
2-Chlorophenol	--	--	--	--	--	--	--	--	--
2-Fluorobiphenyl	--	--	--	**810000000**	--	--	--	--	--

Table C-12
Sediment Data for Harbor Ave. RS Overflow

	490 TPPSS0036 DuwamishRiver Harbor Ave. RS TPPS S0036_19810901 09/01/1981	585 EPA82837B DuwamishRiver Harbor Ave. RS EPA8283 7B_19830727 07/27/1983	585 GAMPONIALTKD04 DuwamishRiver Harbor Ave. RS GAMPONIA 8500372 02/04/1985	657 PSAMP/NOAA-114 DuwamishRiver Harbor Ave. RS PSAMPNOA 98279099 07/01/1998 0 - 3 cm	657 URBANWATERS-114 DuwamishRiver Harbor Ave. RS UWI_EB07 EB-114_20070621_0-2CM 06/21/2007 0 - 2 cm	657 UWI2007-114 DuwamishRiver Harbor Ave. RS UWI2007 07-17489-LM43AG 06/21/2007 0 - 3 cm	657 UWI2007-114 DuwamishRiver Harbor Ave. RS UWI2007 7254341_20070621 06/21/2007 0 - 3 cm	753 EPA82837 DuwamishRiver Harbor Ave. RS EPA8283 7_19820901 09/01/1982	975 HIRI95WW-07 DuwamishRiver Harbor Ave. RS HIRI95 7_19950316 03/16/1995
2-Fluorophenol	--	--	--	**740000000**	--	--	--	--	--
2-Methylnaphthalene	--	--	--	--	--	--	**26 J**	--	--
2-Methylphenol (o-Cresol)	--	--	--	**29**	--	--	**206 J**	--	17 U
2-Nitroaniline	--	--	--	--	--	--	--	--	--
2-Nitrophenol	--	--	--	--	--	--	--	--	--
3,3'-Dichlorobenzidine	--	--	--	--	--	--	--	--	--
3-Methylphenanthrene	--	--	--	--	--	--	--	--	--
3-Nitroaniline	--	--	--	--	--	--	--	--	--
4-Bromophenyl-phenyl ether	--	--	--	--	--	--	--	--	--
4-Chloro-3-methylphenol	--	--	--	--	--	--	--	--	--
4-Chloroaniline	--	--	--	--	--	--	--	--	--
4-Chlorophenyl phenyl ether	--	--	--	--	--	--	--	--	--
4-Methylphenol (p-Cresol)	--	50 U	--	**4780**	--	--	**174**	--	17 U
4-Nitroaniline	--	--	--	--	--	--	--	--	--
4-Nitrophenol	--	--	--	--	--	--	--	--	--
Acenaphthene	--	--	--	--	--	--	**9.1**	--	--
Acenaphthylene	--	--	--	--	--	--	**37**	--	--
Aniline	--	--	--	--	--	--	--	--	--
Anthracene	--	--	--	--	--	--	**58**	--	--
Benzidine	--	--	--	--	--	--	--	--	--
Benzo(a)anthracene	--	--	--	--	--	--	**95**	--	--
Benzo(a)pyrene	--	--	--	--	--	--	**145**	--	--
Benzo(b)fluoranthene	--	--	--	--	--	--	**216**	--	--
Benzo(e)pyrene	--	--	--	--	--	--	**119**	--	--
Benzo(g,h,i)perylene	--	--	--	--	--	--	**92**	--	--
Benzo(k)fluoranthene	--	--	--	--	--	--	**79**	--	--
Benzoic acid	--	50 U	--	**2680 J**	--	--	626 UJ	--	170 U
Benzyl alcohol	--	100 U	--	23 UJ	--	--	426 U	--	17 U
Biphenyl (1,1'-Biphenyl)	--	--	--	**20**	--	--	**12**	--	--
bis(2-Chloroethoxy)methane	--	--	--	--	--	--	--	--	--
bis(2-Chloroethyl)ether	--	--	--	--	--	--	--	--	--
bis(2-Ethylhexyl)phthalate	--	100 U	**4700**	775 UJ	--	--	**697**	300 U	**420**

Table C-12
Sediment Data for Harbor Ave. RS Overflow

	490 TPPSS0036 DuwamishRiver Harbor Ave. RS TPPS S0036_19810901 09/01/1981	585 EPA82837B DuwamishRiver Harbor Ave. RS EPA8283 7B_19830727 07/27/1983	585 GAMPONIALTKD04 DuwamishRiver Harbor Ave. RS GAMPONIA 8500372 02/04/1985	657 PSAMP/NOAA-114 DuwamishRiver Harbor Ave. RS PSAMPNOA 98279099 07/01/1998 0 - 3 cm	657 URBANWATERS-114 DuwamishRiver Harbor Ave. RS UWI_EB07 EB-114_20070621_0-2CM 06/21/2007 0 - 2 cm	657 UWI2007-114 DuwamishRiver Harbor Ave. RS UWI2007 07-17489-LM43AG 06/21/2007 0 - 3 cm	657 UWI2007-114 DuwamishRiver Harbor Ave. RS UWI2007 7254341_20070621 06/21/2007 0 - 3 cm	753 EPA82837 DuwamishRiver Harbor Ave. RS EPA8283 7_19820901 09/01/1982	975 HIRI95WW-07 DuwamishRiver Harbor Ave. RS HIRI95 7_19950316 03/16/1995
Butylbenzyl phthalate	--	100 U	--	**65**	--	--	85 U	200 U	51 U
Carbazole	--	--	--	--	--	--	**18**	--	--
Chlorinated Benzenes	--	--	--	--	--	--	--	--	--
Cholesterol	--	--	--	--	--	--	**2300 J**	--	--
Chrysene	--	--	--	--	--	--	**178**	--	--
Coprostanol (Cholestan-3-ol (3B, 5B))	--	--	--	--	--	--	**1320**	--	--
Dibenzo(a,h)anthracene	--	--	--	--	--	--	**33**	--	--
Dibenzofuran	--	--	--	--	--	--	**30**	--	--
Diethyl phthalate	--	100 U	--	9.1 UJ	--	--	85 U	200 U	17 U
Dimethyl phthalate	--	100 U	--	**8.3**	--	--	85 U	200 U	17 U
Di-n-butyl phthalate	**440**	100 U	**1100**	**177**	--	--	170 U	200 U	17 U
Dinitro-o-cresol (4,6-Dinitro-2-methylphenol)	--	--	--	--	--	--	--	--	--
Di-n-octyl phthalate	**4200**	100 U	--	7.7 U	--	--	85 U	200 U	17 U
Fluoranthene	--	--	--	--	--	--	**189**	--	--
Fluorene	--	--	--	--	--	--	**17**	--	--
Hexachlorobenzene	--	100 U	--	0.86 U	--	--	0.5 UJ	200 U	0.85 U
Hexachlorobutadiene (Hexachloro-1,3-butadiene)	--	--	--	--	--	--	43 U	--	--
Hexachlorocyclopentadiene	--	--	--	--	--	--	--	--	--
Hexachloroethane	--	--	--	--	--	--	--	--	--
Indeno(1,2,3-c,d)pyrene	--	--	--	--	--	--	**103**	--	--
Isophorone	--	--	--	--	--	--	85 U	--	--
Naphthalene	--	--	--	--	--	--	**45 J**	--	--
Nitrobenzene	--	--	--	--	--	--	--	--	--
n-Nitrosodimethylamine	--	--	--	--	--	--	--	--	--
n-Nitrosodi-n-propylamine	--	--	--	--	--	--	--	--	--
n-Nitrosodiphenylamine	--	--	--	7.7 U	--	--	85 UJ	--	17 U
Pentachlorophenol	--	50 U	--	**174 NJ**	--	--	170 UJ	500 U	85 U
Perylene	--	--	--	--	--	--	**134**	--	--
Phenanthrene	--	--	--	--	--	--	**93**	--	--
Phenol	--	50 U	--	**83**	--	--	277 UJ	200 U	**140**
Pyrene	--	--	--	--	--	--	**198**	--	--
Total Benzofluoranthenes (b,j,k) (U = 0)	--	--	--	--	--	--	**300**	--	--

Table C-12
Sediment Data for Harbor Ave. RS Overflow

	490 TPPSS0036 DuwamishRiver Harbor Ave. RS TPPS S0036_19810901 09/01/1981	585 EPA82837B DuwamishRiver Harbor Ave. RS EPA8283 7B_19830727 07/27/1983	585 GAMPONIALTKD04 DuwamishRiver Harbor Ave. RS GAMPONIA 8500372 02/04/1985	657 PSAMP/NOAA-114 DuwamishRiver Harbor Ave. RS PSAMPNOA 98279099 07/01/1998 0 - 3 cm	657 URBANWATERS-114 DuwamishRiver Harbor Ave. RS UWI_EB07 EB-114_20070621_0-2CM 06/21/2007 0 - 2 cm	657 UWI2007-114 DuwamishRiver Harbor Ave. RS UWI2007 07-17489-LM43AG 06/21/2007 0 - 3 cm	657 UWI2007-114 DuwamishRiver Harbor Ave. RS UWI2007 7254341_20070621 06/21/2007 0 - 3 cm	753 EPA82837 DuwamishRiver Harbor Ave. RS EPA8283 7_19820901 09/01/1982	975 HIRI95WW-07 DuwamishRiver Harbor Ave. RS HIRI95 7_19950316 03/16/1995
Total cPAH TEQ (7 minimum CAEPA 2005) (U = 0)	--	--	--	--	--	--	**200**	--	--
Total HPAH (SMS) (U = 0)	--	--	--	--	--	--	**1300**	--	--
Total LPAH (SMS) (U = 0)	--	--	--	--	--	--	**260 J**	--	--
Polycyclic Aromatic Hydrocarbons (mg/kg-OC)									
2-Methylnaphthalene	--	--	--	**3.4**	--	--	--	--	**0.9**
Acenaphthene	--	--	--	**5.84**	--	--	--	--	**1.9**
Acenaphthylene	--	--	--	**3.8**	--	--	--	--	0.77 U
Anthracene	--	--	--	**38**	--	--	--	--	**9**
Benzo(a)anthracene	--	--	--	**62.4**	--	--	--	--	**20**
Benzo(a)pyrene	--	--	--	**92.1**	--	--	--	--	**17**
Benzo(b)fluoranthene	--	--	--	**150**	--	--	--	--	**32**
Benzo(g,h,i)perylene	--	--	--	**36**	--	--	--	--	**2.4**
Benzo(k)fluoranthene	--	--	--	**77.5**	--	--	--	--	**15**
Chrysene	--	--	--	**96.1**	--	--	--	--	**31**
Dibenzo(a,h)anthracene	--	--	--	**11.3**	--	--	--	--	**2.8**
Dibenzofuran	--	--	--	**5.2**	--	--	--	--	**1.6**
Fluoranthene	--	--	--	**157**	--	--	--	--	**30**
Fluorene	--	--	--	**8.65**	--	--	--	--	**2.5**
Indeno(1,2,3-c,d)pyrene	--	--	--	**32.9**	--	--	--	--	**8.2**
Naphthalene	--	--	--	**7.98**	--	--	--	--	**1.4**
Phenanthrene	--	--	--	**55.3**	--	--	--	--	**16**
Pyrene	--	--	--	**13.3**	--	--	--	--	**34**
Total Benzofluoranthenes (b,j,k) (U = 0)	--	--	--	**230**	--	--	--	--	**47**
Total cPAH TEQ (7 minimum CAEPA 2005) (U = 0)	--	--	--	**130**	--	--	--	--	**25**
Total HPAH (SMS) (U = 0)	--	--	--	**730**	--	--	--	--	**200**
Total LPAH (SMS) (U = 0)	--	--	--	**120**	--	--	--	--	**30**
Polycyclic Aromatic Hydrocarbons (µg/kg)									
1-Methylnaphthalene	--	--	--	**33**	--	--	--	--	--
1-Methylphenanthrene	--	--	--	**143**	--	--	--	--	--
2,3,5-Trimethylnaphthalene (1,6,7-Trimethylnaphthalene)	--	--	--	**21**	--	--	**10**	--	--
2,6-Dimethylnaphthalene	--	--	--	**70**	--	--	**34**	--	--
2-Methylnaphthalene	--	100 U	--	**61**	--	--	--	--	**20**

Table C-12
Sediment Data for Harbor Ave. RS Overflow

	490 TPPSS0036 DuwamishRiver Harbor Ave. RS TPPS S0036_19810901 09/01/1981	585 EPA82837B DuwamishRiver Harbor Ave. RS EPA8283 7B_19830727 07/27/1983	585 GAMPONIALTKD04 DuwamishRiver Harbor Ave. RS GAMPONIA 8500372 02/04/1985	657 PSAMP/NOAA-114 DuwamishRiver Harbor Ave. RS PSAMPNOA 98279099 07/01/1998 0 - 3 cm	657 URBANWATERS-114 DuwamishRiver Harbor Ave. RS UWI_EB07 EB-114_20070621_0-2CM 06/21/2007 0 - 2 cm	657 UWI2007-114 DuwamishRiver Harbor Ave. RS UWI2007 07-17489-LM43AG 06/21/2007 0 - 3 cm	657 UWI2007-114 DuwamishRiver Harbor Ave. RS UWI2007 7254341_20070621 06/21/2007 0 - 3 cm	753 EPA82837 DuwamishRiver Harbor Ave. RS EPA8283 7_19820901 09/01/1982	975 HIRI95WW-07 DuwamishRiver Harbor Ave. RS HIRI95 7_19950316 03/16/1995
2-Methylphenanthrene	--	--	--	**215**	--	--	**25**	--	--
Acenaphthene	**670**	100 U	--	**104**	--	--	--	200 U	**41**
Acenaphthylene	--	100 U	--	**67**	--	--	--	200 U	17 U
Anthracene	**370**	**540**	--	**677**	--	--	--	--	**200**
Benzo(a)anthracene	**1200**	**1600**	--	**1110**	--	--	--	--	**440**
Benzo(a)anthracene/chrysene	--	--	--	--	--	--	--	--	--
Benzo(a)pyrene	**2100**	**1800**	--	**1640**	--	--	--	**440**	**380**
Benzo(b)fluoranthene	--	**1500**	--	**2700**	--	--	--	--	**710**
Benzo(e)pyrene	--	--	--	**1130**	--	--	--	--	--
Benzo(g,h,i)perylene	**2300**	100 U	--	**641**	--	--	--	500 U	**53**
Benzo(k)fluoranthene	--	**1500**	--	**1380**	--	--	--	--	**330**
Carbazole	--	--	--	--	--	--	--	--	--
Chrysene	**2300**	**2100**	--	**1710**	--	--	--	--	**680**
Dibenzo(a,h)anthracene	--	100 U	--	**202**	--	--	--	500 U	**62**
Dibenzofuran	--	100 U	--	**92**	--	--	--	--	**36**
Dibenzothiophene	--	100 U	--	**75**	--	--	**9.9**	--	--
Fluoranthene	**2800**	**2300**	**2400**	**2790**	--	--	--	**430**	**700**
Fluorene	**650**	100 U	--	**154**	--	--	--	200 U	**56**
Indeno(1,2,3-c,d)pyrene	**2500**	100 U	--	**586**	--	--	--	500 U	**180**
Naphthalene	**4400**	100 U	--	**142**	--	--	--	200 U	**31**
Perylene	--	--	--	**579**	--	--	--	--	--
Phenanthrene	**1600**	**1400**	--	**985**	--	--	--	--	**360**
Pyrene	**3200**	**3000**	**2600**	**236**	--	--	--	**410**	**750**
Retene	--	--	--	**57**	--	--	**96**	--	--
Total Benzofluoranthenes (lab reported total)	**11000**	--	--	--	--	--	--	--	--
Total Benzofluoranthenes (b,j,k) (U = 0)	--	**3000**	--	**4100**	--	--	--	--	**1000**
Total cPAH TEQ (7 minimum CAEPA 2005) (U = 0)	**3600**	**2300**	--	**2300**	--	--	--	**440**	**560**
Total HPAH (SMS) (U = 0)	**27000**	**14000**	**5000**	**13000**	--	--	--	**1300**	**4300**
Total LPAH (SMS) (U = 0)	**7700**	**1900**	--	**2100**	--	--	--	200 U	**690**
Alkylated Polycyclic Aromatic Hydrocarbons (µg/kg)									
C1-Chrysenes	--	--	--	**778 NJ**	--	--	--	--	--
C1-Dibenzothiophenes	--	--	--	1.4 U	--	--	--	--	--

Table C-12
Sediment Data for Harbor Ave. RS Overflow

	490 TPPSS0036 DuwamishRiver Harbor Ave. RS TPPS S0036_19810901 09/01/1981	585 EPA82837B DuwamishRiver Harbor Ave. RS EPA8283 7B_19830727 07/27/1983	585 GAMPONIALTKD04 DuwamishRiver Harbor Ave. RS GAMPONIA 8500372 02/04/1985	657 PSAMP/NOAA-114 DuwamishRiver Harbor Ave. RS PSAMPNOA 98279099 07/01/1998 0 - 3 cm	657 URBANWATERS-114 DuwamishRiver Harbor Ave. RS UWI_EB07 EB-114_20070621_0-2CM 06/21/2007 0 - 2 cm	657 UWI2007-114 DuwamishRiver Harbor Ave. RS UWI2007 07-17489-LM43AG 06/21/2007 0 - 3 cm	657 UWI2007-114 DuwamishRiver Harbor Ave. RS UWI2007 7254341_20070621 06/21/2007 0 - 3 cm	753 EPA82837 DuwamishRiver Harbor Ave. RS EPA8283 7_19820901 09/01/1982	975 HIRI95WW-07 DuwamishRiver Harbor Ave. RS HIRI95 7_19950316 03/16/1995
C1-Fluoranthenes/Pyrenes	--	--	--	**846 NJ**	--	--	--	--	--
C1-Fluorenes	--	--	--	**8.9 NJ**	--	--	--	--	--
C1-Naphthalenes	--	--	--	**89 NJ**	--	--	--	--	--
C1-Phenanthrenes/Anthracenes	--	--	--	**817 NJ**	--	--	--	--	--
C2-Chrysenes	--	--	--	1.4 U	--	--	--	--	--
C2-Dibenzothiophenes	--	--	--	**1.8 NJ**	--	--	--	--	--
C2-Fluorenes	--	--	--	1.4 U	--	--	--	--	--
C2-Naphthalenes	--	--	--	**117 NJ**	--	--	--	--	--
C2-Phenanthrenes/Anthracenes	--	--	--	1.4 U	--	--	--	--	--
C3-Chrysenes	--	--	--	**15 NJ**	--	--	--	--	--
C3-Dibenzothiophenes	--	--	--	**9.8 NJ**	--	--	--	--	--
C3-Fluorenes	--	--	--	1.4 U	--	--	--	--	--
C3-Naphthalenes	--	--	--	**134 NJ**	--	--	--	--	--
C3-Phenanthrenes/Anthracenes	--	--	--	**85 NJ**	--	--	--	--	--
C4-Chrysenes	--	--	--	1.4 U	--	--	--	--	--
C4-Naphthalenes	--	--	--	1.4 U	--	--	--	--	--
C4-Phenanthrenes/Anthracenes	--	--	--	**103 NJ**	--	--	--	--	--
Pesticides (mg/kg-OC)									
Hexachlorobenzene	--	--	--	--	--	--	--	--	--
Hexachlorobutadiene (Hexachloro-1,3-butadiene)	--	--	--	--	--	--	--	--	--
Pesticides (µg/kg)									
2,4'-DDD (o,p'-DDD)	--	--	--	0.86 U	--	--	0.5 UJ	--	--
2,4'-DDE (o,p'-DDE)	--	--	--	0.86 U	--	--	0.5 UJ	--	--
2,4'-DDT (o,p'-DDT)	--	--	--	0.86 U	--	--	0.5 UJ	--	--
4,4'-DDD (p,p'-DDD)	**12**	100 U	--	**4.1 NJ**	--	--	**0.6 J**	100 U	1.7 U
4,4'-DDE (p,p'-DDE)	**7.7**	100 U	--	**6.9**	--	--	**0.55 J**	10 U	1.7 U
4,4'-DDT (p,p'-DDT)	**54**	100 U	--	**3.1 NJ**	--	--	**0.83 J**	100 U	1.7 U
Aldrin	--	100 U	--	0.86 U	--	--	0.5 UJ	10 U	**2.2**
Chlordane	--	100 U	--	--	--	--	--	100 U	--
Chlordane, alpha- (Chlordane, cis-)	--	--	--	1.7 U	--	--	0.5 UJ	--	0.85 U
Chlordane, beta- (Chlordane, trans-)	--	--	--	1.7 U	--	--	0.5 UJ	--	--
Chlordane, gamma-	--	--	--	--	--	--	--	--	**2.7**

Table C-12
Sediment Data for Harbor Ave. RS Overflow

	490 TPPSS0036 DuwamishRiver Harbor Ave. RS TPPS S0036_19810901 09/01/1981	585 EPA82837B DuwamishRiver Harbor Ave. RS EPA8283 7B_19830727 07/27/1983	585 GAMPONIALTKD04 DuwamishRiver Harbor Ave. RS GAMPONIA 8500372 02/04/1985	657 PSAMP/NOAA-114 DuwamishRiver Harbor Ave. RS PSAMPNOA 98279099 07/01/1998 0 - 3 cm	657 URBANWATERS-114 DuwamishRiver Harbor Ave. RS UWI_EB07 EB-114_20070621_0-2CM 06/21/2007 0 - 2 cm	657 UWI2007-114 DuwamishRiver Harbor Ave. RS UWI2007 07-17489-LM43AG 06/21/2007 0 - 3 cm	657 UWI2007-114 DuwamishRiver Harbor Ave. RS UWI2007 7254341_20070621 06/21/2007 0 - 3 cm	753 EPA82837 DuwamishRiver Harbor Ave. RS EPA8283 7_19820901 09/01/1982	975 HIRI95WW-07 DuwamishRiver Harbor Ave. RS HIRI95 7_19950316 03/16/1995
Chlorpyrifos	--	--	--	14 UJ	--	--	--	--	--
Dieldrin	--	10 U	--	0.86 U	--	--	0.5 U	10 U	1.7 U
Endosulfan sulfate	--	--	--	0.86 U	--	--	0.5 U	--	--
Endosulfan, alpha- (I)	--	--	--	0.86 U	--	--	0.5 UJ	--	--
Endosulfan, beta (II)	--	--	--	0.86 U	--	--	0.5 UJ	--	--
Endrin	--	10 U	--	0.86 U	--	--	0.5 U	10 U	--
Endrin aldehyde	--	--	--	0.86 UJ	--	--	0.5 UJ	--	--
Endrin ketone	--	--	--	1.7 U	--	--	0.5 U	--	--
Heptachlor	--	100 U	--	0.86 UJ	--	--	0.5 UJ	10 U	0.85 U
Heptachlor epoxide	--	10 U	--	0.86 U	--	--	0.5 U	10 U	--
Hexachlorobenzene	--	--	--	--	--	--	--	--	--
Hexachlorobutadiene (Hexachloro-1,3-butadiene)	--	--	--	--	--	--	--	--	--
Hexachlorocyclohexane (BHC), alpha-	--	**100 J**	--	0.86 U	--	--	--	10 U	--
Hexachlorocyclohexane (BHC), beta-	--	10 U	--	0.86 U	--	--	--	10 U	--
Hexachlorocyclohexane (BHC), delta-	--	10 U	--	0.86 U	--	--	--	10 U	--
Hexachlorocyclohexane (BHC), gamma- (Lindane)	--	10 U	--	0.86 U	--	--	0.5 UJ	**10 J**	0.85 U
Methoxychlor	--	--	--	1.7 U	--	--	--	--	--
Mirex	--	--	--	0.86 U	--	--	0.5 UJ	--	--
Nonachlor, cis-	--	--	--	0.86 U	--	--	--	--	--
Nonachlor, trans-	--	--	--	0.86 U	--	--	--	--	--
Oxychlordane	--	--	--	0.86 U	--	--	0.5 UJ	--	--
Tetrachloro-m-xylene	--	--	--	**610000000**	--	--	--	--	--
Total 2,4' and 4,4'-DDD,-DDE,-DDT (reported, not calculated)	--	**300 J**	--	--	--	--	--	--	1.7 U
Total 2,4' and 4,4'-DDT (Reported, not calculated)	--	--	--	--	--	--	--	--	--
Total 4,4'-DDD,-DDE,-DDT (reported, not calculated)	--	--	--	--	--	--	--	--	--
Total Chlordane (Reported, not calculated)	--	--	--	--	--	--	--	--	--
Toxaphene	--	--	--	52 U	--	--	20 UJ	--	--
Dioxin Furans (ng/kg)									
2,3,7,8-Tetrachlorodibenzo-p-dioxin (TCDD)	--	--	--	--	**0.219**	--	--	--	--
1,2,3,7,8-Pentachlorodibenzo-p-dioxin (PeCDD)	--	--	--	--	**1.33**	--	--	--	--
1,2,3,4,7,8-Hexachlorodibenzo-p-dioxin (HxCDD)	--	--	--	--	**1.37**	--	--	--	--
1,2,3,6,7,8-Hexachlorodibenzo-p-dioxin (HxCDD)	--	--	--	--	**6.9**	--	--	--	--

Table C-12
Sediment Data for Harbor Ave. RS Overflow

	490 TPPSS0036 DuwamishRiver Harbor Ave. RS TPPS S0036_19810901 09/01/1981	585 EPA82837B DuwamishRiver Harbor Ave. RS EPA8283 7B_19830727 07/27/1983	585 GAMPONIALTKD04 DuwamishRiver Harbor Ave. RS GAMPONIA 8500372 02/04/1985	657 PSAMP/NOAA-114 DuwamishRiver Harbor Ave. RS PSAMPNOA 98279099 07/01/1998 0 - 3 cm	657 URBANWATERS-114 DuwamishRiver Harbor Ave. RS UWI_EB07 EB-114_20070621_0-2CM 06/21/2007 0 - 2 cm	657 UWI2007-114 DuwamishRiver Harbor Ave. RS UWI2007 07-17489-LM43AG 06/21/2007 0 - 3 cm	657 UWI2007-114 DuwamishRiver Harbor Ave. RS UWI2007 7254341_20070621 06/21/2007 0 - 3 cm	753 EPA82837 DuwamishRiver Harbor Ave. RS EPA8283 7_19820901 09/01/1982	975 HIRI95WW-07 DuwamishRiver Harbor Ave. RS HIRI95 7_19950316 03/16/1995
1,2,3,7,8,9-Hexachlorodibenzo-p-dioxin (HxCDD)	--	--	--	--	**2.89**	--	--	--	--
1,2,3,4,6,7,8-Heptachlorodibenzo-p-dioxin (HpCDD)	--	--	--	--	**168**	--	--	--	--
1,2,3,4,6,7,8,9-Octachlorodibenzo-p-dioxin (OCDD)	--	--	--	--	**2490**	--	--	--	--
2,3,7,8-Tetrachlorodibenzofuran (TCDF)	--	--	--	--	**1.69**	--	--	--	--
1,2,3,7,8-Pentachlorodibenzofuran (PeCDF)	--	--	--	--	**0.644**	--	--	--	--
2,3,4,7,8-Pentachlorodibenzofuran (PeCDF)	--	--	--	--	**1.23**	--	--	--	--
1,2,3,4,7,8-Hexachlorodibenzofuran (HxCDF)	--	--	--	--	**4.19**	--	--	--	--
1,2,3,6,7,8-Hexachlorodibenzofuran (HxCDF)	--	--	--	--	**1.77**	--	--	--	--
1,2,3,7,8,9-Hexachlorodibenzofuran (HxCDF)	--	--	--	--	**0.66**	--	--	--	--
2,3,4,6,7,8-Hexachlorodibenzofuran (HxCDF)	--	--	--	--	**1.59**	--	--	--	--
1,2,3,4,6,7,8-Heptachlorodibenzofuran (HpCDF)	--	--	--	--	**34.9**	--	--	--	--
1,2,3,4,7,8,9-Heptachlorodibenzofuran (HpCDF)	--	--	--	--	**3.08**	--	--	--	--
1,2,3,4,6,7,8,9-Octachlorodibenzofuran (OCDF)	--	--	--	--	**147**	--	--	--	--
Dioxin Furans (mg/kg-OC)									
Total Dioxin/Furan TEQ 2005 (Mammal) (U = 0)	--	--	--	--	--	--	--	--	--
Dioxin Furans (ng/kg)									
Total Dioxin/Furan TEQ 2005 (Mammal) (U = 0)	--	--	--	--	**6.9**	--	--	--	--
PCB Aroclors (mg/kg-OC)									
Total PCB Aroclors (SMS Marine 2013) (U = 0)	--	--	--	**18**	--	--	**4 J**	--	**9**
PCB Aroclors (µg/kg)									
Aroclor 1016	--	100 U	--	8.6 U	--	--	9.9 UJ	200 U	17 U
Aroclor 1221	--	100 U	--	8.6 U	--	--	9.9 UJ	200 U	34 U
Aroclor 1232	--	100 U	--	17 U	--	--	9.9 UJ	200 U	17 U
Aroclor 1242	--	100 U	**120**	8.6 U	--	--	9.9 UJ	200 U	**30**
Aroclor 1248	--	100 U	**120**	8.6 U	--	--	20 UJ	200 U	17 U
Aroclor 1254	--	150 U	**720**	**170**	--	--	**24 J**	200 U	**88**
Aroclor 1260	--	270 U	**260**	**150**	--	--	**22 J**	200 U	**73**
Aroclor 1262	--	--	--	--	--	--	20 UJ	--	--
Aroclor 1268	--	--	--	--	--	--	9.9 UJ	--	--
Total PCB (reported, not calculated)	**1100**	--	--	--	--	--	--	--	--
Total PCB Aroclors (SMS Marine 2013) (U = 0)	--	270 U	**1200**	**320**	--	--	**46 J**	200 U	**190**
PCB Congeners (ng/kg)									

Table C-12
Sediment Data for Harbor Ave. RS Overflow

	490 TPPSS0036 DuwamishRiver Harbor Ave. RS TPPS S0036_19810901 09/01/1981	585 EPA82837B DuwamishRiver Harbor Ave. RS EPA8283 7B_19830727 07/27/1983	585 GAMPONIALTKD04 DuwamishRiver Harbor Ave. RS GAMPONIA 8500372 02/04/1985	657 PSAMP/NOAA-114 DuwamishRiver Harbor Ave. RS PSAMPNOA 98279099 07/01/1998 0 - 3 cm	657 URBANWATERS-114 DuwamishRiver Harbor Ave. RS UWI_EB07 EB-114_20070621_0-2CM 06/21/2007 0 - 2 cm	657 UWI2007-114 DuwamishRiver Harbor Ave. RS UWI2007 07-17489-LM43AG 06/21/2007 0 - 3 cm	657 UWI2007-114 DuwamishRiver Harbor Ave. RS UWI2007 7254341_20070621 06/21/2007 0 - 3 cm	753 EPA82837 DuwamishRiver Harbor Ave. RS EPA8283 7_19820901 09/01/1982	975 HIRI95WW-07 DuwamishRiver Harbor Ave. RS HIRI95 7_19950316 03/16/1995
PCB-008	--	--	--	**620 J**	--	--	500 UJ	--	--
PCB-018	--	--	--	**4100**	--	--	500 UJ	--	--
PCB-028	--	--	--	**9000**	--	--	**770 J**	--	--
PCB-044	--	--	--	**5200**	--	--	**640 J**	--	--
PCB-052	--	--	--	**9300**	--	--	**980 J**	--	--
PCB-066	--	--	--	**6200 J**	--	--	**1000 J**	--	--
PCB-077	--	--	--	17000 U	--	--	**690 J**	--	--
PCB-101	--	--	--	**19000**	--	--	**1900 J**	--	--
PCB-105	--	--	--	**11000**	--	--	**760 J**	--	--
PCB-118	--	--	--	**7900 J**	--	--	**1600 J**	--	--
PCB-126	--	--	--	17000 U	--	--	500 UJ	--	--
PCB-128	--	--	--	**6200 J**	--	--	**500 J**	--	--
PCB-138	--	--	--	**23000**	--	--	**3000 J**	--	--
PCB-153	--	--	--	**18000**	--	--	**2800 J**	--	--
PCB-169	--	--	--	--	--	--	500 UJ	--	--
PCB-170	--	--	--	**7600**	--	--	**1100 J**	--	--
PCB-180	--	--	--	**11000**	--	--	**1900 J**	--	--
PCB-187	--	--	--	**6900 J**	--	--	**1200 J**	--	--
PCB-195	--	--	--	**1300**	--	--	500 UJ	--	--
PCB-206	--	--	--	**1600**	--	--	500 UJ	--	--
PCB-209	--	--	--	--	--	--	500 UJ	--	--
Polybrominated biphenyls (ng/kg)									
2,4,5,2',4',5'-Hexabromobiphenyl	--	--	--	**6.1E+11**	--	--	--	--	--
Polybrominated diphenyl ethers (ng/kg)									
PBDE-047	--	--	--	--	--	--	**730**	--	--
PBDE-049	--	--	--	--	--	--	**620 J**	--	--
PBDE-066	--	--	--	--	--	--	200 U	--	--
PBDE-071	--	--	--	--	--	--	200 U	--	--
PBDE-099	--	--	--	--	--	--	**960**	--	--
PBDE-100	--	--	--	--	--	--	200 U	--	--
PBDE-138	--	--	--	--	--	--	400 U	--	--
PBDE-153	--	--	--	--	--	--	400 U	--	--

Table C-12
Sediment Data for Harbor Ave. RS Overflow

	490 TPPSS0036 DuwamishRiver Harbor Ave. RS TPPS S0036_19810901 09/01/1981	585 EPA82837B DuwamishRiver Harbor Ave. RS EPA8283 7B_19830727 07/27/1983	585 GAMPONIALTKD04 DuwamishRiver Harbor Ave. RS GAMPONIA 8500372 02/04/1985	657 PSAMP/NOAA-114 DuwamishRiver Harbor Ave. RS PSAMPNOA 98279099 07/01/1998 0 - 3 cm	657 URBANWATERS-114 DuwamishRiver Harbor Ave. RS UWI_EB07 EB-114_20070621_0-2CM 06/21/2007 0 - 2 cm	657 UWI2007-114 DuwamishRiver Harbor Ave. RS UWI2007 07-17489-LM43AG 06/21/2007 0 - 3 cm	657 UWI2007-114 DuwamishRiver Harbor Ave. RS UWI2007 7254341_20070621 06/21/2007 0 - 3 cm	753 EPA82837 DuwamishRiver Harbor Ave. RS EPA8283 7_19820901 09/01/1982	975 HIRI95WW-07 DuwamishRiver Harbor Ave. RS HIRI95 7_19950316 03/16/1995
PBDE-154	--	--	--	--	--	--	400 U	--	--
PBDE-183	--	--	--	--	--	--	400 U	--	--
PBDE-184	--	--	--	--	--	--	400 U	--	--
PBDE-191	--	--	--	--	--	--	790 U	--	--
PBDE-209	--	--	--	--	--	--	5000 U	--	--
Total Petroleum Hydrocarbons (mg/kg)									
Diesel range hydrocarbons	--	--	--	--	--	--	--	--	--
Gasoline range hydrocarbons	--	--	--	--	--	--	--	--	--
Lube oil	--	--	--	--	--	--	--	--	--
Oil and grease	--	--	--	--	--	--	--	--	--
Pharmaceuticals and Personal Care Products (µg/kg)									
Caffeine	--	--	--	--	--	--	43 U	--	--

Table C-12
Sediment Data for Harbor Ave. RS Overflow

	984 HIRIPH2W-17 DuwamishRiver Harbor Ave. RS HIRIPH2 W-17_19911004 10/04/1991 0 - 0.02 m	1054 HIRIPH2W-16 DuwamishRiver Harbor Ave. RS HIRIPH2 W-16_19911004 10/04/1991 0 - 0.02 m	1067 TER5_91TER50503 DuwamishRiver Harbor Ave. RS TERM5_91 TER592C003 06/14/1991
Conventional Parameters (ppt)			
Salinity	--	--	--
Conventional Parameters (mg/kg)			
Acid volatile sulfide	**11 J**	**17 J**	--
Ammonia	--	--	**10**
Ammonia as nitrogen	--	--	--
Cyanide	--	0.59 UJ	--
Nitrogen, total (nitrate, nitrite, Kjeldahl) (calculated)	--	--	--
Sulfide	--	--	**28**
Conventional Parameters (pct)			
Moisture (water) content	--	--	--
Total organic carbon	**2 J**	**2.1**	**0.71**
Total solids	--	--	**79**
Total volatile solids	--	--	**2.4**
Grain Size (pct)			
Gravel	--	--	--
Sand	**25**	**24**	--
Silt	**50**	**48**	--
Clay	**25**	**27**	--
Metals (mg/kg)			
Aluminum	--	**39100**	--
Antimony	--	--	**0.83**
Arsenic	**10.5**	**9**	**3.8**
Barium	--	**256**	--
Beryllium	--	0.12 UJ	--
Boron	--	--	--
Cadmium	**7.1**	**8**	**0.14**
Calcium	--	**12300**	--
Chromium	--	**49.4**	--
Chromium VI	**0.016 J**	0.01 UJ	--
Cobalt	--	**13.4 J**	--
Copper	**123**	**138**	**32**

Table C-12
Sediment Data for Harbor Ave. RS Overflow

	984 HIRIPH2W-17 DuwamishRiver Harbor Ave. RS HIRIPH2 W-17_19911004 10/04/1991 0 - 0.02 m	1054 HIRIPH2W-16 DuwamishRiver Harbor Ave. RS HIRIPH2 W-16_19911004 10/04/1991 0 - 0.02 m	1067 TER5_91TER50503 DuwamishRiver Harbor Ave. RS TERM5_91 TER592C003 06/14/1991
Iron	--	**35900**	--
Lead	**57.7**	**58.7 J**	**44**
Magnesium	--	**9800**	--
Manganese	--	**351**	--
Mercury	**0.46 J**	**0.59 J**	**0.09**
Nickel	--	**22.9**	**30**
Potassium	--	**4790**	--
Selenium	--	--	--
Silicon	--	--	--
Silver	--	0.49 U	0.04 U
Sodium	--	**13100**	--
Thallium	--	--	--
Tin	--	--	--
Titanium	--	--	--
Vanadium	--	**85.5 J**	--
Zinc	**157**	**166**	**82**
Organometallic Compounds (porewater) (µg/L)			
Tributyltin (ion)	--	--	--
Organometallic Compounds (µg/kg)			
Butyltin (n-Butyltin)	--	--	--
Dibutyltin	--	--	--
Dibutyltin dichloride	--	--	--
Tributyltin	**3590 J**	**2830 J**	--
Tributyltin chloride	--	--	--
Tripentyltin chloride	--	--	--
Volatile Organics (mg/kg-OC)			
1,2,4-Trichlorobenzene	--	--	--
1,2-Dichlorobenzene	--	--	--
Hexachlorobutadiene (Hexachloro-1,3-butadiene)	20 U	10 UJ	2.5 U
Volatile Organics (µg/kg)			
1,1,1-Trichloroethane	--	--	--
1,1,2,2-Tetrachloroethane	--	--	--

Table C-12
Sediment Data for Harbor Ave. RS Overflow

	984 HIRIPH2W-17 DuwamishRiver Harbor Ave. RS HIRIPH2 W-17_19911004 10/04/1991 0 - 0.02 m	1054 HIRIPH2W-16 DuwamishRiver Harbor Ave. RS HIRIPH2 W-16_19911004 10/04/1991 0 - 0.02 m	1067 TER5_91TER50503 DuwamishRiver Harbor Ave. RS TERM5_91 TER592C003 06/14/1991
1,1,2-Trichloroethane	--	--	--
1,1-Dichloroethane	--	--	--
1,2,4-Trichlorobenzene	--	--	--
1,2-Dichlorobenzene	--	--	--
1,2-Dichloroethene	--	--	--
1,2-Dichloropropane	--	--	--
1,3-Dichlorobenzene	--	--	--
1,3-Dichloropropene, cis-	--	--	--
1,3-Dichloropropene, trans-	--	--	--
2-Chloroethylvinyl ether	--	--	--
2-Hexanone (Methyl butyl ketone)	--	--	--
4-Methyl-2-pentanone (Methyl isobutyl ketone)	--	--	--
4-Nonylphenol	--	--	--
Acetone	--	--	--
Acrolein	--	--	--
Acrylonitrile	--	--	--
Benzene	--	--	--
Bromodichloromethane	--	--	--
Bromoform (Tribromomethane)	--	--	--
Bromomethane (Methyl bromide)	--	--	--
Carbon disulfide	--	--	--
Carbon tetrachloride (Tetrachloromethane)	--	--	--
Chlorobenzene	--	--	--
Chloroethane	--	--	--
Chloroform	--	--	--
Chloromethane	--	--	--
Chloroprene	--	--	--
Dibromochloroethane	--	--	--
Dibutyl chlorendate	--	--	--
Dichloromethane (Methylene chloride)	--	--	--
Ethylbenzene	--	--	2.3 U
Hexachlorobutadiene (Hexachloro-1,3-butadiene)	390 U	200 UJ	18 U

Table C-12
Sediment Data for Harbor Ave. RS Overflow

	984 HIRIPH2W-17 DuwamishRiver Harbor Ave. RS HIRIPH2 W-17_19911004 10/04/1991 0 - 0.02 m	1054 HIRIPH2W-16 DuwamishRiver Harbor Ave. RS HIRIPH2 W-16_19911004 10/04/1991 0 - 0.02 m	1067 TER5_91TER50503 DuwamishRiver Harbor Ave. RS TERM5_91 TER592C003 06/14/1991
Methyl ethyl ketone (2-Butanone)	--	--	--
o-Xylene	--	--	--
Styrene	--	--	--
Tetrachloroethane	--	--	--
Tetrachloroethene (PCE)	--	--	--
Toluene	--	--	--
Trichloroethene (TCE)	--	--	2.3 U
Trichlorofluoromethane (Fluorotrichloromethane)	--	--	--
Vinyl acetate	--	--	--
Vinyl chloride	--	--	--
Semivolatile Organics (mg/kg-OC)			
1,2,4-Trichlorobenzene	20 U	10 UJ	0.76 U
1,2-Dichlorobenzene	20 U	10 UJ	0.32 U
1,4-Dichlorobenzene	20 U	10 UJ	0.32 U
2-Methylnaphthalene	--	--	--
Acenaphthene	--	--	--
Acenaphthylene	--	--	--
Anthracene	--	--	--
Benzo(a)anthracene	--	--	--
Benzo(a)pyrene	--	--	--
Benzo(b)fluoranthene	--	--	--
Benzo(g,h,i)perylene	--	--	--
Benzo(k)fluoranthene	--	--	--
bis(2-Ethylhexyl)phthalate	**41 J**	32 UJ	**6**
Butylbenzyl phthalate	20 U	**6.7 J**	2.5 U
Chrysene	--	--	--
Dibenzo(a,h)anthracene	--	--	--
Dibenzofuran	--	--	--
Diethyl phthalate	20 U	10 UJ	2.5 U
Dimethyl phthalate	20 U	10 UJ	2.5 U
Di-n-butyl phthalate	20 U	10 UJ	2.5 U
Di-n-octyl phthalate	20 U	10 UJ	2.5 U

Table C-12
Sediment Data for Harbor Ave. RS Overflow

	984 HIRIPH2W-17 DuwamishRiver Harbor Ave. RS HIRIPH2 W-17_19911004 10/04/1991 0 - 0.02 m	1054 HIRIPH2W-16 DuwamishRiver Harbor Ave. RS HIRIPH2 W-16_19911004 10/04/1991 0 - 0.02 m	1067 TER5_91TER50503 DuwamishRiver Harbor Ave. RS TERM5_91 TER592C003 06/14/1991
Fluoranthene	--	--	--
Fluorene	--	--	--
Hexachlorobenzene	20 U	10 UJ	1.5 U
Hexachlorobutadiene (Hexachloro-1,3-butadiene)	--	--	--
Indeno(1,2,3-c,d)pyrene	--	--	--
Naphthalene	--	--	--
n-Nitrosodiphenylamine	20 U	10 UJ	1.5 U
Phenanthrene	--	--	--
Pyrene	--	--	--
Total Benzofluoranthenes (b,j,k) (U = 0)	--	--	--
Total cPAH TEQ (7 minimum CAEPA 2005) (U = 0)	--	--	--
Total HPAH (SMS) (U = 0)	--	--	--
Total LPAH (SMS) (U = 0)	--	--	--
Semivolatile Organics (µg/kg)			
1,2,4-Trichlorobenzene	390 U	200 UJ	5.4 U
1,2-Dichlorobenzene	390 U	200 UJ	2.3 U
1,2-Diphenylhydrazine	--	--	--
1,3-Dichlorobenzene	390 U	200 UJ	2.3 U
1,4-Dichlorobenzene	390 U	200 UJ	2.3 U
1-Methylnaphthalene	--	--	--
2,2'-Oxybis (1-chloropropane)	390 U	200 UJ	--
2,2'-Oxybis (2-chloropropane)	--	--	--
2,4,5-Trichlorophenol	960 U	500 UJ	--
2,4,6-Trichlorophenol	390 U	200 UJ	--
2,4-Dichlorophenol	390 U	200 UJ	--
2,4-Dimethylphenol	390 U	200 UJ	9 U
2,4-Dinitrophenol	960 UJ	500 UJ	--
2,4-Dinitrotoluene	390 U	200 UJ	--
2,6-Dinitrotoluene	390 U	200 UJ	--
2-Chloronaphthalene	390 U	200 UJ	--
2-Chlorophenol	390 U	200 UJ	--
2-Fluorobiphenyl	--	--	--

Table C-12
Sediment Data for Harbor Ave. RS Overflow

	984 HIRIPH2W-17 DuwamishRiver Harbor Ave. RS HIRIPH2 W-17_19911004 10/04/1991 0 - 0.02 m	1054 HIRIPH2W-16 DuwamishRiver Harbor Ave. RS HIRIPH2 W-16_19911004 10/04/1991 0 - 0.02 m	1067 TER5_91TER50503 DuwamishRiver Harbor Ave. RS TERM5_91 TER592C003 06/14/1991
2-Fluorophenol	--	--	--
2-Methylnaphthalene	--	--	--
2-Methylphenol (o-Cresol)	390 U	200 UJ	9 U
2-Nitroaniline	960 U	500 UJ	--
2-Nitrophenol	390 U	200 UJ	--
3,3'-Dichlorobenzidine	390 U	200 UJ	--
3-Methylphenanthrene	--	--	--
3-Nitroaniline	960 U	500 UJ	--
4-Bromophenyl-phenyl ether	390 U	200 UJ	--
4-Chloro-3-methylphenol	390 U	200 UJ	--
4-Chloroaniline	390 U	200 UJ	--
4-Chlorophenyl phenyl ether	390 U	200 UJ	--
4-Methylphenol (p-Cresol)	390 U	**9 J**	18 U
4-Nitroaniline	960 U	500 UJ	--
4-Nitrophenol	960 UJ	500 UJ	--
Acenaphthene	--	--	--
Acenaphthylene	--	--	--
Aniline	--	--	--
Anthracene	--	--	--
Benzidine	--	--	--
Benzo(a)anthracene	--	--	--
Benzo(a)pyrene	--	--	--
Benzo(b)fluoranthene	--	--	--
Benzo(e)pyrene	--	--	--
Benzo(g,h,i)perylene	--	--	--
Benzo(k)fluoranthene	--	--	--
Benzoic acid	--	--	90 U
Benzyl alcohol	--	--	11 U
Biphenyl (1,1'-Biphenyl)	--	--	--
bis(2-Chloroethoxy)methane	390 U	200 UJ	--
bis(2-Chloroethyl)ether	390 U	200 UJ	--
bis(2-Ethylhexyl)phthalate	**820 J**	670 UJ	**40**

Table C-12
Sediment Data for Harbor Ave. RS Overflow

	984 HIRIPH2W-17 DuwamishRiver Harbor Ave. RS HIRIPH2 W-17_19911004 10/04/1991 0 - 0.02 m	1054 HIRIPH2W-16 DuwamishRiver Harbor Ave. RS HIRIPH2 W-16_19911004 10/04/1991 0 - 0.02 m	1067 TER5_91TER50503 DuwamishRiver Harbor Ave. RS TERM5_91 TER592C003 06/14/1991
Butylbenzyl phthalate	390 U	**140 J**	18 U
Carbazole	--	--	--
Chlorinated Benzenes	--	--	--
Cholesterol	--	--	--
Chrysene	--	--	--
Coprostanol (Cholestan-3-ol (3B, 5B))	390 U	200 UJ	--
Dibenzo(a,h)anthracene	--	--	--
Dibenzofuran	--	--	--
Diethyl phthalate	390 U	200 UJ	18 U
Dimethyl phthalate	390 U	200 UJ	18 U
Di-n-butyl phthalate	390 U	200 UJ	18 U
Dinitro-o-cresol (4,6-Dinitro-2-methylphenol)	960 U	500 UJ	--
Di-n-octyl phthalate	390 U	200 UJ	18 U
Fluoranthene	--	--	--
Fluorene	--	--	--
Hexachlorobenzene	390 U	200 UJ	11 U
Hexachlorobutadiene (Hexachloro-1,3-butadiene)	--	--	--
Hexachlorocyclopentadiene	390 U	200 UJ	--
Hexachloroethane	390 U	200 UJ	18 U
Indeno(1,2,3-c,d)pyrene	--	--	--
Isophorone	390 U	200 UJ	--
Naphthalene	--	--	--
Nitrobenzene	390 U	200 UJ	--
n-Nitrosodimethylamine	--	--	--
n-Nitrosodi-n-propylamine	390 U	200 UJ	--
n-Nitrosodiphenylamine	390 U	200 UJ	11 U
Pentachlorophenol	960 U	500 UJ	54 U
Perylene	--	--	--
Phenanthrene	--	--	--
Phenol	**810**	**190 J**	18 U
Pyrene	--	--	--
Total Benzofluoranthenes (b,j,k) (U = 0)	--	--	--

Table C-12
Sediment Data for Harbor Ave. RS Overflow

	984 HIRIPH2W-17 DuwamishRiver Harbor Ave. RS HIRIPH2 W-17_19911004 10/04/1991 0 - 0.02 m	1054 HIRIPH2W-16 DuwamishRiver Harbor Ave. RS HIRIPH2 W-16_19911004 10/04/1991 0 - 0.02 m	1067 TER5_91TER50503 DuwamishRiver Harbor Ave. RS TERM5_91 TER592C003 06/14/1991
Total cPAH TEQ (7 minimum CAEPA 2005) (U = 0)	--	--	--
Total HPAH (SMS) (U = 0)	--	--	--
Total LPAH (SMS) (U = 0)	--	--	--
Polycyclic Aromatic Hydrocarbons (mg/kg-OC)			
2-Methylnaphthalene	**2.9 J**	**2.1 J**	2.5 U
Acenaphthene	20 U	**1.5 J**	**3.1**
Acenaphthylene	**0.75 J**	**1 J**	2.5 U
Anthracene	**10**	**23 J**	**3.5**
Benzo(a)anthracene	**19**	**29 J**	**9.6**
Benzo(a)pyrene	**13**	**20**	**14**
Benzo(b)fluoranthene	**17**	**45 J**	--
Benzo(g,h,i)perylene	**5 J**	**12 J**	**7.3**
Benzo(k)fluoranthene	**17**	**45 J**	--
Chrysene	**30**	**40 J**	**17**
Dibenzo(a,h)anthracene	20 UJ	10 UJ	2.5 U
Dibenzofuran	**1.8 J**	**1.6 J**	2.5 U
Fluoranthene	**55**	**57 J**	**15**
Fluorene	**3.9 J**	**2.7 J**	**3**
Indeno(1,2,3-c,d)pyrene	4.3 UJ	**12**	**7.9**
Naphthalene	**1.7 J**	**2.5 J**	**6.1**
Phenanthrene	**31**	**36 J**	**11**
Pyrene	**40**	**50 J**	**55**
Total Benzofluoranthenes (b,j,k) (U = 0)	**34**	**90 J**	--
Total cPAH TEQ (7 minimum CAEPA 2005) (U = 0)	**20 J**	**40 J**	**16**
Total HPAH (SMS) (U = 0)	**200 J**	**300 J**	**130**
Total LPAH (SMS) (U = 0)	**50 J**	**70 J**	**30**
Polycyclic Aromatic Hydrocarbons (µg/kg)			
1-Methylnaphthalene	--	--	--
1-Methylphenanthrene	--	--	--
2,3,5-Trimethylnaphthalene (1,6,7-Trimethylnaphthalene)	--	--	--
2,6-Dimethylnaphthalene	--	--	--
2-Methylnaphthalene	**57 J**	**45 J**	18 U

Table C-12
Sediment Data for Harbor Ave. RS Overflow

	984 HIRIPH2W-17 DuwamishRiver Harbor Ave. RS HIRIPH2 W-17_19911004 10/04/1991 0 - 0.02 m	1054 HIRIPH2W-16 DuwamishRiver Harbor Ave. RS HIRIPH2 W-16_19911004 10/04/1991 0 - 0.02 m	1067 TER5_91TER50503 DuwamishRiver Harbor Ave. RS TERM5_91 TER592C003 06/14/1991
2-Methylphenanthrene	--	--	--
Acenaphthene	390 U	**31 J**	**22**
Acenaphthylene	**15 J**	**30 J**	18 U
Anthracene	**200**	**480 J**	**25**
Benzo(a)anthracene	**370**	**610 J**	**68**
Benzo(a)anthracene/chrysene	--	--	--
Benzo(a)pyrene	**260**	**500**	**97**
Benzo(b)fluoranthene	**340**	**950 J**	--
Benzo(e)pyrene	--	--	--
Benzo(g,h,i)perylene	**100 J**	**260 J**	**52**
Benzo(k)fluoranthene	**340**	**950 J**	--
Carbazole	**35 J**	**200 J**	--
Chrysene	**600**	**900 J**	**120**
Dibenzo(a,h)anthracene	390 UJ	200 UJ	18 U
Dibenzofuran	**36 J**	**33 J**	18 U
Dibenzothiophene	--	--	--
Fluoranthene	**1100**	**1200 J**	**110**
Fluorene	**78 J**	**56 J**	**20**
Indeno(1,2,3-c,d)pyrene	86 UJ	**260**	**56**
Naphthalene	**34 J**	**53 J**	**43**
Perylene	--	--	--
Phenanthrene	**610**	**750 J**	**77**
Pyrene	**800**	**1000 J**	**390**
Retene	390 U	200 UJ	--
Total Benzofluoranthenes (lab reported total)	--	--	--
Total Benzofluoranthenes (b,j,k) (U = 0)	**680**	**1900 J**	--
Total cPAH TEQ (7 minimum CAEPA 2005) (U = 0)	**370 J**	**790 J**	**110**
Total HPAH (SMS) (U = 0)	**3900 J**	**6600 J**	**890**
Total LPAH (SMS) (U = 0)	**940 J**	**1400 J**	**190**
Alkylated Polycyclic Aromatic Hydrocarbons (µg/kg)			
C1-Chrysenes	--	--	--
C1-Dibenzothiophenes	--	--	--

Table C-12
Sediment Data for Harbor Ave. RS Overflow

	984 HIRIPH2W-17 DuwamishRiver Harbor Ave. RS HIRIPH2 W-17_19911004 10/04/1991 0 - 0.02 m	1054 HIRIPH2W-16 DuwamishRiver Harbor Ave. RS HIRIPH2 W-16_19911004 10/04/1991 0 - 0.02 m	1067 TER5_91TER50503 DuwamishRiver Harbor Ave. RS TERM5_91 TER592C003 06/14/1991
C1-Fluoranthenes/Pyrenes	--	--	--
C1-Fluorenes	--	--	--
C1-Naphthalenes	--	--	--
C1-Phenanthrenes/Anthracenes	--	--	--
C2-Chrysenes	--	--	--
C2-Dibenzothiophenes	--	--	--
C2-Fluorenes	--	--	--
C2-Naphthalenes	--	--	--
C2-Phenanthrenes/Anthracenes	--	--	--
C3-Chrysenes	--	--	--
C3-Dibenzothiophenes	--	--	--
C3-Fluorenes	--	--	--
C3-Naphthalenes	--	--	--
C3-Phenanthrenes/Anthracenes	--	--	--
C4-Chrysenes	--	--	--
C4-Naphthalenes	--	--	--
C4-Phenanthrenes/Anthracenes	--	--	--
Pesticides (mg/kg-OC)			
Hexachlorobenzene	--	--	--
Hexachlorobutadiene (Hexachloro-1,3-butadiene)	--	--	--
Pesticides (µg/kg)			
2,4'-DDD (o,p'-DDD)	--	--	--
2,4'-DDE (o,p'-DDE)	--	--	--
2,4'-DDT (o,p'-DDT)	--	--	--
4,4'-DDD (p,p'-DDD)	0.9 U	4.8 U	**2.6**
4,4'-DDE (p,p'-DDE)	0.9 U	4.8 U	0.7 U
4,4'-DDT (p,p'-DDT)	--	--	1.9 U
Aldrin	0.45 U	2.4 U	**2.4**
Chlordane	--	--	1.9 U
Chlordane, alpha- (Chlordane, cis-)	4.5 U	24 U	--
Chlordane, beta- (Chlordane, trans-)	--	--	--
Chlordane, gamma-	4.5 U	24 U	**0.6**

Table C-12
Sediment Data for Harbor Ave. RS Overflow

	984 HIRIPH2W-17 DuwamishRiver Harbor Ave. RS HIRIPH2 W-17_19911004 10/04/1991 0 - 0.02 m	1054 HIRIPH2W-16 DuwamishRiver Harbor Ave. RS HIRIPH2 W-16_19911004 10/04/1991 0 - 0.02 m	1067 TER5_91TER50503 DuwamishRiver Harbor Ave. RS TERM5_91 TER592C003 06/14/1991
Chlorpyrifos	--	--	--
Dieldrin	0.9 U	4.8 U	0.7 U
Endosulfan sulfate	0.9 U	4.8 U	--
Endosulfan, alpha- (I)	0.45 U	2.4 U	--
Endosulfan, beta (II)	0.9 U	4.8 U	--
Endrin	0.9 U	4.8 U	--
Endrin aldehyde	0.9 U	4.8 U	--
Endrin ketone	0.9 U	4.8 U	--
Heptachlor	0.45 U	2.4 U	--
Heptachlor epoxide	0.45 U	2.4 U	0.9 U
Hexachlorobenzene	--	--	--
Hexachlorobutadiene (Hexachloro-1,3-butadiene)	--	--	--
Hexachlorocyclohexane (BHC), alpha-	0.45 U	2.4 U	--
Hexachlorocyclohexane (BHC), beta-	0.45 U	2.4 U	--
Hexachlorocyclohexane (BHC), delta-	0.45 U	2.4 U	--
Hexachlorocyclohexane (BHC), gamma- (Lindane)	0.45 U	2.4 U	--
Methoxychlor	4.5 U	24 U	--
Mirex	--	--	--
Nonachlor, cis-	--	--	--
Nonachlor, trans-	--	--	--
Oxychlordane	--	--	--
Tetrachloro-m-xylene	--	--	--
Total 2,4' and 4,4'-DDD,-DDE,-DDT (reported, not calculated)	--	--	**5.2 J**
Total 2,4' and 4,4'-DDT (Reported, not calculated)	0.9 U	4.8 U	--
Total 4,4'-DDD,-DDE,-DDT (reported, not calculated)	--	--	--
Total Chlordane (Reported, not calculated)	--	--	--
Toxaphene	9 U	48 U	--
Dioxin Furans (ng/kg)			
2,3,7,8-Tetrachlorodibenzo-p-dioxin (TCDD)	--	--	--
1,2,3,7,8-Pentachlorodibenzo-p-dioxin (PeCDD)	--	--	--
1,2,3,4,7,8-Hexachlorodibenzo-p-dioxin (HxCDD)	--	--	--
1,2,3,6,7,8-Hexachlorodibenzo-p-dioxin (HxCDD)	--	--	--

Table C-12
Sediment Data for Harbor Ave. RS Overflow

	984 HIRIPH2W-17 DuwamishRiver Harbor Ave. RS HIRIPH2 W-17_19911004 10/04/1991 0 - 0.02 m	1054 HIRIPH2W-16 DuwamishRiver Harbor Ave. RS HIRIPH2 W-16_19911004 10/04/1991 0 - 0.02 m	1067 TER5_91TER50503 DuwamishRiver Harbor Ave. RS TERM5_91 TER592C003 06/14/1991
1,2,3,7,8,9-Hexachlorodibenzo-p-dioxin (HxCDD)	--	--	--
1,2,3,4,6,7,8-Heptachlorodibenzo-p-dioxin (HpCDD)	--	--	--
1,2,3,4,6,7,8,9-Octachlorodibenzo-p-dioxin (OCDD)	--	--	--
2,3,7,8-Tetrachlorodibenzofuran (TCDF)	--	--	--
1,2,3,7,8-Pentachlorodibenzofuran (PeCDF)	--	--	--
2,3,4,7,8-Pentachlorodibenzofuran (PeCDF)	--	--	--
1,2,3,4,7,8-Hexachlorodibenzofuran (HxCDF)	--	--	--
1,2,3,6,7,8-Hexachlorodibenzofuran (HxCDF)	--	--	--
1,2,3,7,8,9-Hexachlorodibenzofuran (HxCDF)	--	--	--
2,3,4,6,7,8-Hexachlorodibenzofuran (HxCDF)	--	--	--
1,2,3,4,6,7,8-Heptachlorodibenzofuran (HpCDF)	--	--	--
1,2,3,4,7,8,9-Heptachlorodibenzofuran (HpCDF)	--	--	--
1,2,3,4,6,7,8,9-Octachlorodibenzofuran (OCDF)	--	--	--
Dioxin Furans (mg/kg-OC)			
Total Dioxin/Furan TEQ 2005 (Mammal) (U = 0)	--	--	--
Dioxin Furans (ng/kg)			
Total Dioxin/Furan TEQ 2005 (Mammal) (U = 0)	--	--	--
PCB Aroclors (mg/kg-OC)			
Total PCB Aroclors (SMS Marine 2013) (U = 0)	**5**	**9 J**	**4**
PCB Aroclors (µg/kg)			
Aroclor 1016	4.5 U	24 U	9 U
Aroclor 1221	4.5 U	24 U	37 U
Aroclor 1232	4.5 U	24 U	9 U
Aroclor 1242	4.5 U	24 U	9 U
Aroclor 1248	**20**	**57**	9 U
Aroclor 1254	**45**	**110**	9 U
Aroclor 1260	**27**	**23 J**	**28**
Aroclor 1262	--	--	--
Aroclor 1268	--	--	--
Total PCB (reported, not calculated)	--	--	--
Total PCB Aroclors (SMS Marine 2013) (U = 0)	**92**	**190 J**	**28**
PCB Congeners (ng/kg)			

Table C-12
Sediment Data for Harbor Ave. RS Overflow

	984 HIRIPH2W-17 DuwamishRiver Harbor Ave. RS HIRIPH2 W-17_19911004 10/04/1991 0 - 0.02 m	1054 HIRIPH2W-16 DuwamishRiver Harbor Ave. RS HIRIPH2 W-16_19911004 10/04/1991 0 - 0.02 m	1067 TER5_91TER50503 DuwamishRiver Harbor Ave. RS TERM5_91 TER592C003 06/14/1991
PCB-008	--	--	--
PCB-018	--	--	--
PCB-028	--	--	--
PCB-044	--	--	--
PCB-052	--	--	--
PCB-066	--	--	--
PCB-077	--	--	--
PCB-101	--	--	--
PCB-105	--	--	--
PCB-118	--	--	--
PCB-126	--	--	--
PCB-128	--	--	--
PCB-138	--	--	--
PCB-153	--	--	--
PCB-169	--	--	--
PCB-170	--	--	--
PCB-180	--	--	--
PCB-187	--	--	--
PCB-195	--	--	--
PCB-206	--	--	--
PCB-209	--	--	--
Polybrominated biphenyls (ng/kg)			
2,4,5,2',4',5'-Hexabromobiphenyl	--	--	--
Polybrominated diphenyl ethers (ng/kg)			
PBDE-047	--	--	--
PBDE-049	--	--	--
PBDE-066	--	--	--
PBDE-071	--	--	--
PBDE-099	--	--	--
PBDE-100	--	--	--
PBDE-138	--	--	--
PBDE-153	--	--	--

Table C-12
Sediment Data for Harbor Ave. RS Overflow

	984 HIRIPH2W-17 DuwamishRiver Harbor Ave. RS HIRIPH2 W-17_19911004 10/04/1991 0 - 0.02 m	1054 HIRIPH2W-16 DuwamishRiver Harbor Ave. RS HIRIPH2 W-16_19911004 10/04/1991 0 - 0.02 m	1067 TER5_91TER50503 DuwamishRiver Harbor Ave. RS TERM5_91 TER592C003 06/14/1991
PBDE-154	--	--	--
PBDE-183	--	--	--
PBDE-184	--	--	--
PBDE-191	--	--	--
PBDE-209	--	--	--
Total Petroleum Hydrocarbons (mg/kg)			
Diesel range hydrocarbons	10 U	10 U	--
Gasoline range hydrocarbons	10 U	10 U	--
Lube oil	10 U	10 U	--
Oil and grease	--	--	--
Pharmaceuticals and Personal Care Products (µg/kg)			
Caffeine	390 U	200 UJ	--

Notes:
TOC in range (0.5% - 3.5%)
Detected concentration is greater than SMS_Marine_SCO_SCUMII screening level
Detected concentration is greater than SMS_Marine_CSL_SCUMII screening level
TOC out of range
Detected concentration is greater than AET_Marine_SCO_SCUMII screening level
Detected concentration is greater than AET_Marine_CSL_SCUMII screening level
Bold = Detected result
J = Estimated value
U = Compound analyzed, but not detected above detection limit
UJ = Compound analyzed, but not detected above estimated detection limit

Table C-13
Sediment Data for Brandon St. RS Overflow

					Distance to CSO (ft)	32	76	93	96
					Location ID	CSO11_CSO-BR-1	CSO11_CSO-BR-2	CSO11_CSO-BR-3	CSO11_CSO-BR-4
					Area	ElliottBay	ElliottBay	ElliottBay	ElliottBay
					CSO	Brandon St. RS Overflow	Brandon St. RS Overflow	Brandon St. RS Overflow	Brandon St. RS Overflow
					Task	KC_CSO_2011	KC_CSO_2011	KC_CSO_2011	KC_CSO_2011
					Sample ID	L53963-38	L53963-39	L53963-40	L53963-41
					Sample Date	08/29/2011	08/29/2011	08/29/2011	08/29/2011
					Depth	0 - 5 cm	0 - 9 cm	0 - 8 cm	0 - 10 cm
	SMS_Marine_SCO_SCUMII	SMS_Marine_CSL_SCUMII	AET_Marine_SCO_SCUMII	AET_Marine_CSL_SCUMII					
Conventional Parameters (pct)									
Total organic carbon						**0.942**	**0.954**	**1.79**	**2.22**
Total solids						**65.8**	**67.9**	**71.6**	**51.4**
Grain Size (pct)									
Particle/Grain Size, Phi Scale -1 to 0						**6.4**	**3.8**	**11.4**	**1.1 J**
Pebble						**25.7**	**3.3**	**21.2**	**0.9 J**
Gravel						**35.3**	**8.5**	**35.2**	**2.0 J**
Granule (very fine gravel)						**3.1**	**1.5 J**	**2.7**	2.7 U
Sand						**59.5**	**68.8**	**50.7**	**18**
Sand, coarse						**3.4**	**4.5**	**7.8**	**0.8 J**
Sand, medium						**12.2**	**14.8**	**8.2**	**0.7 J**
Sand, fine						**27.9**	**30.6**	**15.3**	**4.4**
Sand, very fine						**11.8**	**13.3**	**14.7**	**5.2**
Silt						**5.1**	**11.7**	**9.5**	**56.8**
Silt, coarse						**4.2**	**5.7**	**4.7**	**6.8**
Silt, medium						**2.2**	**3.1**	**4.1**	**10.8**
Silt, fine						**1.5**	**3.1**	**1.4**	**23**
Silt, very fine						**0.7 J**	**3.9**	**2.7**	**16.2**
Clay						**3.6**	**7.8**	**6.1**	**23**
Clay, coarse						**0.7 J**	**1.6**	**1.4**	**6.8**
Clay, medium						**1.5**	**2.3**	**2**	**6.8**
Clay, fine						**2.2**	**5.5**	**4.1**	**16.2**
Metals (mg/kg)									
Arsenic	57	93	57	93		**11.2**	**14.9**	**8.2 J**	**15.3**
Cadmium	5.1	6.7	5.1	6.7		0.76 U	**0.25 J**	**0.24 J**	**0.31 J**
Chromium	260	270	260	270		**19.6**	**21.9**	**26.8**	**27.2**
Copper	390	390	390	390		**35.6**	**38.1**	**59.5**	**60.7**
Lead	450	530	450	530		**29.6**	**45.2**	**68.4**	**27.8**
Mercury	0.41	0.59	0.41	0.59		**0.313**	**0.159**	**0.0775**	**0.146**
Silver	6.1	6.1	6.1	6.1		**1.2 J**	**1.3 J**	**2.03**	**2.04**
Zinc	410	960	410	960		**74.9**	**90.4**	**104**	**116**
Semivolatile Organics (mg/kg-OC)									
1,2,4-Trichlorobenzene	0.81	1.8				0.173 U	0.166 U	0.832 U	0.0937 U
1,2-Dichlorobenzene	2.3	2.3				0.86 U	0.823 U	4.16 U	0.468 U

Table C-13
Sediment Data for Brandon St. RS Overflow

					Distance to CSO (ft)	32	76	93	96
					Location ID	CSO11_CSO-BR-1	CSO11_CSO-BR-2	CSO11_CSO-BR-3	CSO11_CSO-BR-4
					Area	ElliottBay	ElliottBay	ElliottBay	ElliottBay
					CSO	Brandon St. RS Overflow	Brandon St. RS Overflow	Brandon St. RS Overflow	Brandon St. RS Overflow
					Task	KC_CSO_2011	KC_CSO_2011	KC_CSO_2011	KC_CSO_2011
					Sample ID	L53963-38	L53963-39	L53963-40	L53963-41
					Sample Date	08/29/2011	08/29/2011	08/29/2011	08/29/2011
					Depth	0 - 5 cm	0 - 9 cm	0 - 8 cm	0 - 10 cm
	SMS_Marine_SCO_SCUMII	SMS_Marine_CSL_SCUMII	AET_Marine_SCO_SCUMII	AET_Marine_CSL_SCUMII					
1,4-Dichlorobenzene	3.1	9				1.3 U	1.24 U	6.26 U	0.703 U
2-Methylnaphthalene	38	64				1.73 U	1.66 U	8.32 U	**0.68 J**
Acenaphthene	16	57				**2.32**	**1.0 J**	**14.0 J**	**2.48**
Acenaphthylene	66	66				1.73 U	1.66 U	8.32 U	0.937 U
Anthracene	220	1200				**4.75**	**6.89**	**76**	**5.14**
Benzo(a)anthracene	110	270				**10.5**	**16.2**	**137**	**11.1**
Benzo(a)pyrene	99	210				**11.6**	**17**	**163**	**8.29**
Benzo(b,j,k)fluoranthenes						**22.9**	**39**	**277**	**20.1**
Benzo(g,h,i)perylene	31	78				**7.98 J**	**11.0 J**	**115**	**5.95**
bis(2-Ethylhexyl)phthalate	47	78				**38.4**	**33**	**360**	**24.4**
Butylbenzyl phthalate	4.9	64				**9.89 J**	**7.18 J**	6.26 U	**6.85 J**
Chrysene	110	460				**13.9**	**20**	**198**	**14.4**
Dibenzo(a,h)anthracene	12	33				**2.61**	**3.41**	**42**	**2.2**
Dibenzofuran	15	58				1.73 U	**0.86 J**	**6.7 J**	**2.34**
Diethyl phthalate	61	110				3.44 U	3.29 U	16.6 U	1.86 U
Dimethyl phthalate	53	53				**1.8**	1.66 U	8.32 U	**1.34 J**
Di-n-butyl phthalate	220	1700				3.44 U	3.29 UJ	**21.3**	1.86 U
Di-n-octyl phthalate	58	4500				1.73 U	1.66 U	8.32 U	0.937 U
Fluoranthene	160	1200				**23**	**37.6**	**358**	**36.5**
Fluorene	23	79				**1.4 J**	**1.74**	**16.0 J**	**3.07**
Hexachlorobenzene	0.38	2.3				0.173 U	0.166 U	0.832 U	0.0937 U
Hexachlorobutadiene (Hexachloro-1,3-butadiene)	3.9	6.2				0.86 U	0.823 U	4.16 U	0.468 U
Indeno(1,2,3-c,d)pyrene	34	88				**7.14 J**	**10.0 J**	**100.0 J**	**5.45**
Naphthalene	99	170				1.73 U	1.66 U	8.32 U	**0.5 J**
n-Nitrosodiphenylamine	11	11				2.14 U	2.05 U	10.4 U	1.17 U
Phenanthrene	100	480				**8**	**13.5**	**141**	**15**
Pyrene	1000	1400				**19.9**	**35.3**	**317**	**25.5**
Total Benzofluoranthenes (b,j,k) (U = 0)	230	450				**22.9**	**39**	**277**	**20.1**
Total cPAH TEQ (7 minimum CAEPA 2005) (U = 0)						**16.0 J**	**24.0 J**	**220.0 J**	**12.3**
Total HPAH (SMS) (U = 0)	960	5300				**120.0 J**	**190.0 J**	**1700.0 J**	**130**
Total LPAH (SMS) (U = 0)	370	780				**16.0 J**	**20.0 J**	**247.0 J**	**26.0 J**
Semivolatile Organics (µg/kg)									
1,2,4-Trichlorobenzene			31	51		1.63 U	1.58 U	14.9 U	2.08 U
1,2-Dichlorobenzene			35	50		8.1 U	7.85 U	74.4 U	10.4 U

Table C-13
Sediment Data for Brandon St. RS Overflow

				Distance to CSO (ft)	32	76	93	96
				Location ID	CSO11_CSO-BR-1	CSO11_CSO-BR-2	CSO11_CSO-BR-3	CSO11_CSO-BR-4
				Area	ElliottBay	ElliottBay	ElliottBay	ElliottBay
				CSO	Brandon St. RS Overflow	Brandon St. RS Overflow	Brandon St. RS Overflow	Brandon St. RS Overflow
				Task	KC_CSO_2011	KC_CSO_2011	KC_CSO_2011	KC_CSO_2011
				Sample ID	L53963-38	L53963-39	L53963-40	L53963-41
				Sample Date	08/29/2011	08/29/2011	08/29/2011	08/29/2011
				Depth	0 - 5 cm	0 - 9 cm	0 - 8 cm	0 - 10 cm
	SMS_Marine_SCO_SCUMII	SMS_Marine_CSL_SCUMII	AET_Marine_SCO_SCUMII	AET_Marine_CSL_SCUMII				
1,4-Dichlorobenzene			110	110	12.2 U	11.8 U	112.0 U	15.6 U
2,4-Dimethylphenol	29	29	29	29	16.3 U	15.8 U	149.0 U	20.8 U
2-Methylnaphthalene			670	670	16.3 U	15.8 U	149.0 U	**15.0 J**
2-Methylphenol (o-Cresol)	63	63	63	63	16.3 U	15.8 U	149.0 U	20.8 U
4-Methylphenol (p-Cresol)	670	670	670	670	81.0 U	78.5 U	744.0 U	104.0 U
Acenaphthene			500	500	**21.9**	**10.0 J**	**251.0 J**	**55.1**
Acenaphthylene			1300	1300	16.3 U	15.8 U	149.0 U	20.8 U
Anthracene			960	960	**44.7**	**65.7**	**1360**	**114**
Benzo(a)anthracene			1300	1600	**98.9**	**155**	**2460**	**247**
Benzo(a)pyrene			1600	1600	**109**	**162**	**2920**	**184**
Benzo(b,j,k)fluoranthenes					**216**	**370**	**4960**	**447**
Benzo(g,h,i)perylene			670	720	**75.2 J**	**105.0 J**	**2050**	**132**
Benzoic acid	650	650	650	650	**298**	**200**	**2040**	**1090.0 J**
Benzyl alcohol	57	73	57	73	20.2 U	19.6 U	186.0 U	**29.6**
bis(2-Ethylhexyl)phthalate			1300	3100	**362**	**315**	**6400**	**541**
Butylbenzyl phthalate			63	900	**93.2 J**	**68.5 J**	112.0 U	**152.0 J**
Chrysene			1400	2800	**131**	**190**	**3550**	**319**
Dibenzo(a,h)anthracene			230	230	**24.6**	**32.5**	**751**	**48.8**
Dibenzofuran			540	540	16.3 U	**8.2 J**	**120.0 J**	**51.9**
Diethyl phthalate			200	1200	32.4 U	31.4 U	297.0 U	41.4 U
Dimethyl phthalate			71	160	**17**	15.8 U	149.0 U	**29.8 J**
Di-n-butyl phthalate			1400	1400	32.4 U	31.4 UJ	**381**	41.4 U
Di-n-octyl phthalate			6200	6200	16.3 U	15.8 U	149.0 U	20.8 U
Fluoranthene			1700	2500	**220**	**359**	**6410**	**811**
Fluorene			540	540	**13.0 J**	**16.6**	**286.0 J**	**68.1**
Hexachlorobenzene			22	70	1.63 U	1.58 U	14.9 U	2.08 U
Hexachlorobutadiene (Hexachloro-1,3-butadiene)			11	120	8.1 U	7.85 U	74.4 U	10.4 U
Indeno(1,2,3-c,d)pyrene			600	690	**67.3 J**	**95.7 J**	**1800.0 J**	**121**
Naphthalene			2100	2100	16.3 U	15.8 U	149.0 U	**11.0 J**
n-Nitrosodiphenylamine			28	40	20.2 U	19.6 U	186.0 U	25.9 U
Pentachlorophenol	360	690	360	690	122.0 U	118.0 U	1120.0 U	156.0 U
Phenanthrene			1500	1500	**75.4**	**129**	**2530**	**340**
Phenol	420	1200	420	1200	122.0 U	118.0 U	1120.0 U	**120.0 J**
Pyrene			2600	3300	**187**	**337**	**5670**	**566**

Table C-13
Sediment Data for Brandon St. RS Overflow

				Distance to CSO (ft)	32	76	93	96
				Location ID	CSO11_CSO-BR-1	CSO11_CSO-BR-2	CSO11_CSO-BR-3	CSO11_CSO-BR-4
				Area	ElliottBay	ElliottBay	ElliottBay	ElliottBay
				CSO	Brandon St. RS Overflow	Brandon St. RS Overflow	Brandon St. RS Overflow	Brandon St. RS Overflow
				Task	KC_CSO_2011	KC_CSO_2011	KC_CSO_2011	KC_CSO_2011
				Sample ID	L53963-38	L53963-39	L53963-40	L53963-41
				Sample Date	08/29/2011	08/29/2011	08/29/2011	08/29/2011
				Depth	0 - 5 cm	0 - 9 cm	0 - 8 cm	0 - 10 cm
	SMS_Marine_SCO_SCUMII	SMS_Marine_CSL_SCUMII	AET_Marine_SCO_SCUMII	AET_Marine_CSL_SCUMII				
Total Benzofluoranthenes (b,j,k) (U = 0)			3200	3600	**216**	**370**	**4960**	**447**
Total cPAH TEQ (7 minimum CAEPA 2005) (U = 0)					**151.0 J**	**230.0 J**	**4000.0 J**	**274**
Total HPAH (SMS) (U = 0)			12000	17000	**1100.0 J**	**1800.0 J**	**31000.0 J**	**2880**
Total LPAH (SMS) (U = 0)			5200	5200	**160.0 J**	**220.0 J**	**4430.0 J**	**590.0 J**
PCB Aroclors (mg/kg-OC)								
Total PCB Aroclors (SMS Marine 2013) (U = 0)	12	65			**39.0 J**	**17**	**3.65**	**4.33**
PCB Aroclors (µg/kg)								
Aroclor 1016					6.08 U	5.89 U	5.59 U	7.78 U
Aroclor 1221					12.2 U	11.8 U	11.2 U	15.6 U
Aroclor 1232					12.2 U	11.8 U	11.2 U	15.6 U
Aroclor 1242					**7.74**	**12.7**	**8.97**	**18.9**
Aroclor 1248					6.08 U	5.89 U	5.59 U	7.78 U
Aroclor 1254					**31**	**54.5**	**35.5**	**46.9**
Aroclor 1260					**328.0 J**	**99**	**20.8**	**30.4**
Total PCB Aroclors (SMS Marine 2013) (U = 0)			130	1000	**370.0 J**	**170**	**65.3**	**96.2**

Table C-13
Sediment Data for Brandon St. RS Overflow

					Distance to CSO (ft)	**111**	**150**
					Location ID	**CSO11_CSO-BR-5**	**CSO11_CSO-BR-6**
					Area	**ElliottBay**	**ElliottBay**
					CSO	**Brandon St. RS Overflow**	**Brandon St. RS Overflow**
					Task	**KC_CSO_2011**	**KC_CSO_2011**
					Sample ID	**L53963-42**	**L53963-43**
					Sample Date	**08/29/2011**	**08/29/2011**
					Depth	**0 - 10 cm**	**0 - 10 cm**
	SMS_Marine_SCO_SCUMII	**SMS_Marine_CSL_SCUMII**	**AET_Marine_SCO_SCUMII**	**AET_Marine_CSL_SCUMII**		
Conventional Parameters (pct)						
Total organic carbon					**2.19**	**2.29**
Total solids					**50.2**	**46.7**
Grain Size (pct)						
Particle/Grain Size, Phi Scale -1 to 0					2.6 U	3.1 U
Pebble					**0.4 J**	3.1 U
Gravel					**0.4 J**	3.1 U
Granule (very fine gravel)					2.6 U	3.1 U
Sand					**18.1**	**8.5**
Sand, coarse					2.6 U	3.1 U
Sand, medium					**0.6 J**	3.1 U
Sand, fine					**4.5**	**0.6 J**
Sand, very fine					**5.8**	**1.4 J**
Silt					**56.8**	**69.1**
Silt, coarse					**7.1**	**6.6**
Silt, medium					**10.6**	**13.8**
Silt, fine					**22.5**	**24.6**
Silt, very fine					**17.2**	**19.9**
Clay					**25.1**	**23**
Clay, coarse					**6.6**	**10.9**
Clay, medium					**7.9**	**6.1**
Clay, fine					**17.2**	**16.9**
Metals (mg/kg)						
Arsenic	57	93	57	93	**13.3**	**12.0 J**
Cadmium	5.1	6.7	5.1	6.7	**0.42 J**	**0.36 J**
Chromium	260	270	260	270	**30.9**	**27.8**
Copper	390	390	390	390	**67.3**	**55.9**
Lead	450	530	450	530	**32.3**	**25.9**
Mercury	0.41	0.59	0.41	0.59	**0.227**	**0.225**
Silver	6.1	6.1	6.1	6.1	**2.17**	**2.42**
Zinc	410	960	410	960	**124**	**107**
Semivolatile Organics (mg/kg-OC)						
1,2,4-Trichlorobenzene	0.81	1.8			0.0973 U	0.1 U
1,2-Dichlorobenzene	2.3	2.3			0.484 U	0.498 U

Table C-13
Sediment Data for Brandon St. RS Overflow

					Distance to CSO (ft)	**111**
					Location ID	**CSO11_CSO-BR-5**
					Area	**ElliottBay**
					CSO	**Brandon St. RS Overflow**
					Task	**KC_CSO_2011**
					Sample ID	**L53963-42**
					Sample Date	**08/29/2011**
					Depth	**0 - 10 cm**
	SMS_Marine_SCO_SCUMII	**SMS_Marine_CSL_SCUMII**	**AET_Marine_SCO_SCUMII**	**AET_Marine_CSL_SCUMII**		
1,4-Dichlorobenzene	3.1	9			0.726 U	0.747 U
2-Methylnaphthalene	38	64			0.973 U	1.0 U
Acenaphthene	16	57			**0.78 J**	**0.92 J**
Acenaphthylene	66	66			0.973 U	1.0 U
Anthracene	220	1200			**4.15**	**2.96**
Benzo(a)anthracene	110	270			**13**	**12.7**
Benzo(a)pyrene	99	210			**11.8**	**5.85**
Benzo(b,j,k)fluoranthenes					**30.3**	**17.1**
Benzo(g,h,i)perylene	31	78			**7.08**	**4.23**
bis(2-Ethylhexyl)phthalate	47	78			**30.1**	1.99 UJ
Butylbenzyl phthalate	4.9	64			**4.84**	0.747 U
Chrysene	110	460			**16.8**	**6.24**
Dibenzo(a,h)anthracene	12	33			**3**	**1.86**
Dibenzofuran	15	58			**0.87 J**	**1**
Diethyl phthalate	61	110			1.94 U	1.99 U
Dimethyl phthalate	53	53			**1.24**	1.0 U
Di-n-butyl phthalate	220	1700			**1.6 J**	1.99 U
Di-n-octyl phthalate	58	4500			0.973 U	1.0 U
Fluoranthene	160	1200			**31.9**	**15.9**
Fluorene	23	79			**1.33**	**1.55**
Hexachlorobenzene	0.38	2.3			0.0973 U	0.1 U
Hexachlorobutadiene (Hexachloro-1,3-butadiene)	3.9	6.2			0.484 U	0.498 U
Indeno(1,2,3-c,d)pyrene	34	88			**6.89**	**3.87**
Naphthalene	99	170			0.973 U	1.0 U
n-Nitrosodiphenylamine	11	11			1.21 U	1.24 U
Phenanthrene	100	480			**7.9**	**6.03**
Pyrene	1000	1400			**25.4**	**14**
Total Benzofluoranthenes (b,j,k) (U = 0)	230	450			**30.3**	**17.1**
Total cPAH TEQ (7 minimum CAEPA 2005) (U = 0)					**20**	**9.47**
Total HPAH (SMS) (U = 0)	960	5300			**100**	**81.8**
Total LPAH (SMS) (U = 0)	370	780			**14.0 J**	**11.0 J**
Semivolatile Organics (µg/kg)						
1,2,4-Trichlorobenzene			31	51	2.13 U	2.29 U
1,2-Dichlorobenzene			35	50	10.6 U	11.4 U

Table C-13
Sediment Data for Brandon St. RS Overflow

					Distance to CSO (ft)	**111**
					Location ID	**CSO11_CSO-BR-5**
					Area	**ElliottBay**
					CSO	**Brandon St. RS Overflow**
					Task	**KC_CSO_2011**
					Sample ID	**L53963-42**
					Sample Date	**08/29/2011**
					Depth	**0 - 10 cm**
	SMS_Marine_SCO_SCUMII	**SMS_Marine_CSL_SCUMII**	**AET_Marine_SCO_SCUMII**	**AET_Marine_CSL_SCUMII**		
1,4-Dichlorobenzene			110	110	15.9 U	17.1 U
2,4-Dimethylphenol	29	29	29	29	21.3 U	22.9 U
2-Methylnaphthalene			670	670	21.3 U	22.9 U
2-Methylphenol (o-Cresol)	63	63	63	63	21.3 U	22.9 U
4-Methylphenol (p-Cresol)	670	670	670	670	106.0 U	114.0 U
Acenaphthene			500	500	**17.0 J**	**21.0 J**
Acenaphthylene			1300	1300	21.3 U	22.9 U
Anthracene			960	960	**90.8**	**67.7**
Benzo(a)anthracene			1300	1600	**285**	**291**
Benzo(a)pyrene			1600	1600	**259**	**134**
Benzo(b,j,k)fluoranthenes					**663**	**392**
Benzo(g,h,i)perylene			670	720	**155**	**96.8**
Benzoic acid	650	650	650	650	**705**	229.0 U
Benzyl alcohol	57	73	57	73	26.5 U	28.5 U
bis(2-Ethylhexyl)phthalate			1300	3100	**659**	45.6 UJ
Butylbenzyl phthalate			63	900	**106**	17.1 U
Chrysene			1400	2800	**367**	**143**
Dibenzo(a,h)anthracene			230	230	**60**	**42.6**
Dibenzofuran			540	540	**19.0 J**	**24**
Diethyl phthalate			200	1200	42.4 U	45.6 U
Dimethyl phthalate			71	160	**27.1**	22.9 U
Di-n-butyl phthalate			1400	1400	**34.0 J**	45.6 U
Di-n-octyl phthalate			6200	6200	21.3 U	22.9 U
Fluoranthene			1700	2500	**699**	**364**
Fluorene			540	540	**29.1**	**35.5**
Hexachlorobenzene			22	70	2.13 U	2.29 U
Hexachlorobutadiene (Hexachloro-1,3-butadiene)			11	120	10.6 U	11.4 U
Indeno(1,2,3-c,d)pyrene			600	690	**151**	**88.7**
Naphthalene			2100	2100	21.3 U	22.9 U
n-Nitrosodiphenylamine			28	40	26.5 U	28.5 U
Pentachlorophenol	360	690	360	690	159.0 U	171.0 U
Phenanthrene			1500	1500	**173**	**138**
Phenol	420	1200	420	1200	**86.0 J**	171.0 U
Pyrene			2600	3300	**556**	**321**

Table C-13
Sediment Data for Brandon St. RS Overflow

					Distance to CSO (ft)	**111**
					Location ID	**CSO11_CSO-BR-5**
					Area	**ElliottBay**
					CSO	**Brandon St. RS Overflow**
					Task	**KC_CSO_2011**
					Sample ID	**L53963-42**
					Sample Date	**08/29/2011**
					Depth	**0 - 10 cm**
	SMS_Marine_SCO_SCUMII	**SMS_Marine_CSL_SCUMII**	**AET_Marine_SCO_SCUMII**	**AET_Marine_CSL_SCUMII**		
Total Benzofluoranthenes (b,j,k) (U = 0)			3200	3600	**663**	**392**
Total cPAH TEQ (7 minimum CAEPA 2005) (U = 0)					**380**	**217**
Total HPAH (SMS) (U = 0)			12000	17000	**3200**	**1870**
Total LPAH (SMS) (U = 0)			5200	5200	**310.0 J**	**260.0 J**
PCB Aroclors (mg/kg-OC)						
Total PCB Aroclors (SMS Marine 2013) (U = 0)	12	65			**4.94**	**5.47**
PCB Aroclors (µg/kg)						
Aroclor 1016					7.97 U	8.57 U
Aroclor 1221					15.9 U	17.1 U
Aroclor 1232					15.9 U	17.1 U
Aroclor 1242					**22.7**	**21.6**
Aroclor 1248					7.97 U	8.57 U
Aroclor 1254					**50.8**	**60.8**
Aroclor 1260					**34.7**	**42.8**
Total PCB Aroclors (SMS Marine 2013) (U = 0)			130	1000	**108**	**125**

Notes:

TOC in range (0.5% - 3.5%)
Detected concentration is greater than SMS_Marine_SCO_SCUMII screening level
Detected concentration is greater than SMS_Marine_CSL_SCUMII screening level
TOC out of range
Detected concentration is greater than AET_Marine_SCO_SCUMII screening level
Detected concentration is greater than AET_Marine_CSL_SCUMII screening level

Bold = Detected result

J = Estimated value
U = Compound analyzed, but not detected above detection limit
UJ = Compound analyzed, but not detected above estimated detection limit

Table C-14
Sediment Data for Ballard Siphon Overflow

		Distance to CSO (ft)	112	122	160	174	212	223
		Location ID	KCM-KSSY01	CSO-BL-1	SBAY2B	SALMII962B	CSO-BL-4	SALIII972B2
		Area	LWShipCnlLakeUPortB	LWShipCnlLakeUPortB	LWShipCnlLakeUPortB	LWShipCnlLakeUPortB	LWShipCnlLakeUPortB	LWShipCnlLakeUPortB
		CSO	Ballard Siphon	Ballard Siphon	Ballard Siphon	Ballard Siphon	Ballard Siphon	Ballard Siphon
		Task	KC_old	BL_KC_2015	SBAYPH2	SALMII96	BL_KC_2015	SALIII97
		Sample ID	8900560	CSO-BL-1	95268234	8234_19960626	CSO-BL-4	SALIII972B2_97218282
		Sample Date	05/30/1989	10/14/2015	06/26/1995	06/26/1996	10/14/2015	05/20/1997
		Depth	0 - 2 cm	0 - 10 cm		0 - 0.1 m	0 - 10 cm	0 - 0.2438 m
	SMS_Fresh_SCO_SCUMII	SMS_Fresh_CSL_SCUMII						
Conventional Parameters (pct)								
Total organic carbon			--	**10.6**	**1.1**	--	**11.7**	**12**
Total solids			--	**17.9**	**75.8**	**75.8**	**29.8**	--
Grain Size (pct)								
Gravel			--	0.6 U	**8**	**8**	**10.2**	**4**
Sand			--	**12.8**	**90**	**90**	**69**	**51**
Silt			--	**74.9**	**2**	**2**	**11.2**	**37**
Clay			--	**2.9 J**	**0**	--	1.9 U	**8**
Metals (mg/kg)								
Antimony			--	**10 J**	--	--	**3.56 J**	--
Arsenic	14	120	--	**18.9**	**5**	**5**	**6.41**	**17**
Beryllium			--	--	--	--	--	--
Cadmium	2.1	5.4	--	**3.25**	**0.59 J**	**0.59 J**	**0.815**	**2.7**
Chromium	72	88	--	**69.3**	**18.3**	**18**	**21.8**	**62**
Copper	400	1200	--	--	**88.3**	**88**	--	**650**
Lead	360	1300	--	**325**	**151**	**151**	**102**	**430**
Mercury	0.66	0.8	--	**1.44**	**0.11 J**	**0.11 J**	**0.158 J**	**0.66**
Nickel	26	110	--	**49.7**	**26.2**	**26**	**18.5**	**44**
Selenium	11	20	--	--	--	--	--	--
Silver	0.57	1.7	--	**1.09**	--	--	**0.186**	--
Thallium			--	--	--	--	--	--
Zinc	3200	4200	--	**978**	**225**	**225**	**466**	**750**
Organometallic Compounds (µg/kg)								
Dibutyltin dichloride			--	--	**2.6 J**	**2.6 J**	--	**182**
Monobutyltin trichloride			--	--	4.7 U	4.7 U	--	**736**
Tetrabutyltin	97	97	--	--	**5**	5 U	--	**35 J**
Tributyltin chloride			--	--	**71**	**71**	--	**1920**
Volatile Organics (µg/kg)								
1,1,1-Trichloroethane			20 U	--	--	--	--	--
1,1,2,2-Tetrachloroethane			20 U	--	--	--	--	--
1,1,2-Trichloroethane			20 U	--	--	--	--	--
1,1-Dichloroethane			20 U	--	--	--	--	--
1,1-Dichloroethene			20 U	--	--	--	--	--

Table C-14
Sediment Data for Ballard Siphon Overflow

		Distance to CSO (ft)	112	122	160	174	212	223
		Location ID	KCM-KSSY01	CSO-BL-1	SBAY2B	SALMII962B	CSO-BL-4	SALIII972B2
		Area	LWShipCnlLakeUPortB	LWShipCnlLakeUPortB	LWShipCnlLakeUPortB	LWShipCnlLakeUPortB	LWShipCnlLakeUPortB	LWShipCnlLakeUPortB
		CSO	Ballard Siphon	Ballard Siphon	Ballard Siphon	Ballard Siphon	Ballard Siphon	Ballard Siphon
		Task	KC_old	BL_KC_2015	SBAYPH2	SALMII96	BL_KC_2015	SALIII97
		Sample ID	8900560	CSO-BL-1	95268234	8234_19960626	CSO-BL-4	SALIII972B2_97218282
		Sample Date	05/30/1989	10/14/2015	06/26/1995	06/26/1996	10/14/2015	05/20/1997
		Depth	0 - 2 cm	0 - 10 cm		0 - 0.1 m	0 - 10 cm	0 - 0.2438 m
	SMS_Fresh_SCO_SCUMII	SMS_Fresh_CSL_SCUMII						
1,2-Dichloroethane			20 U	--	--	--	--	--
1,2-Dichloroethene			--	--	--	--	--	--
1,2-Dichloropropane			20 U	--	--	--	--	--
1,3-Dichloropropene, cis-			20 U	--	--	--	--	--
1,3-Dichloropropene, trans-			20 U	--	--	--	--	--
2-Hexanone (Methyl butyl ketone)			100 U	--	--	--	--	--
4-Methyl-2-pentanone (Methyl isobutyl ketone)			100 U	--	--	--	--	--
Acetone			**560**	--	--	--	--	--
Benzene			20 U	--	--	--	--	--
Bromodichloromethane			20 U	--	--	--	--	--
Bromoform (Tribromomethane)			20 U	--	--	--	--	--
Bromomethane (Methyl bromide)			20 U	--	--	--	--	--
Carbon disulfide			20 U	--	--	--	--	--
Carbon tetrachloride (Tetrachloromethane)			20 U	--	--	--	--	--
Chlorobenzene			20 U	--	--	--	--	--
Chloroethane			20 U	--	--	--	--	--
Chloroform			20 U	--	--	--	--	--
Chloromethane			20 U	--	--	--	--	--
Dibromochloromethane			20 U	--	--	--	--	--
Dichloromethane (Methylene chloride)			**152 J**	--	--	--	--	--
Ethylbenzene			**26 J**	--	--	--	--	--
Hexachlorobutadiene (Hexachloro-1,3-butadiene)			--	--	--	100 U	--	119 U
Methyl ethyl ketone (2-Butanone)			100 U	--	--	--	--	--
Styrene			20 U	--	--	--	--	--
Tetrachloroethene (PCE)			20 U	--	--	--	--	--
Toluene			**108**	--	--	--	--	--
Total xylene (reported, not calculated)			**88**	--	--	--	--	--
Trichloroethene (TCE)			20 U	--	--	--	--	--
Vinyl acetate			100 U	--	--	--	--	--
Vinyl chloride			20 U	--	--	--	--	--
Semivolatile Organics (µg/kg)								
1,2,4-Trichlorobenzene			66 U	8.07 U	100 U	100 U	8.27 U	119 U
1,2-Dichlorobenzene			66 U	81.4 U	100 U	100 U	83.5 U	**119 J**

Table C-14
Sediment Data for Ballard Siphon Overflow

		Distance to CSO (ft)	112	122	160	174	212	223
		Location ID	KCM-KSSY01	CSO-BL-1	SBAY2B	SALMII962B	CSO-BL-4	SALIII972B2
		Area	LWShipCnlLakeUPortB	LWShipCnlLakeUPortB	LWShipCnlLakeUPortB	LWShipCnlLakeUPortB	LWShipCnlLakeUPortB	LWShipCnlLakeUPortB
		CSO	Ballard Siphon	Ballard Siphon	Ballard Siphon	Ballard Siphon	Ballard Siphon	Ballard Siphon
		Task	KC_old	BL_KC_2015	SBAYPH2	SALMII96	BL_KC_2015	SALIII97
		Sample ID	8900560	CSO-BL-1	95268234	8234_19960626	CSO-BL-4	SALIII972B2_97218282
		Sample Date	05/30/1989	10/14/2015	06/26/1995	06/26/1996	10/14/2015	05/20/1997
		Depth	0 - 2 cm	0 - 10 cm		0 - 0.1 m	0 - 10 cm	0 - 0.2438 m
	SMS_Fresh_SCO_SCUMII	SMS_Fresh_CSL_SCUMII						
1,2-Diphenylhydrazine			260 U	--	100 U	100 U	--	119 U
1,3-Dichlorobenzene			66 U	--	100 U	100 U	--	119 U
1,4-Dichlorobenzene			66 U	122 U	**110**	**110**	125 U	**94 J**
1-Methylnaphthalene			--	--	--	--	--	--
2,2'-Oxybis (1-chloropropane)			--	--	--	100 U	--	238 U
2,2'-Oxybis (2-chloropropane)			260 U	--	100 U	--	--	--
2,4,5-Trichlorophenol			--	--	100 U	100 U	--	238 U
2,4,6-Trichlorophenol			--	--	200 U	200 U	--	238 U
2,4-Dichlorophenol			134 U	--	100 U	100 U	--	119 U
2,4-Dimethylphenol			134 U	--	100 U	100 U	--	119 U
2,4-Dinitrophenol			260 U	--	4000 UJ	4000 UJ	--	1190 UJ
2,4-Dinitrotoluene			54 U	--	500 U	500 U	--	1190 U
2,6-Dinitrotoluene			54 U	--	500 U	500 U	--	594 U
2-Chloronaphthalene			66 U	--	100 U	100 U	--	119 U
2-Chlorophenol			260 U	--	100 U	100 U	--	119 U
2-Methylnaphthalene			--	--	**64 J**	--	--	--
2-Methylphenol (o-Cresol)			134 U	--	100 U	100 U	--	238 U
2-Nitroaniline			400 U	--	200 U	200 U	--	594 U
2-Nitrophenol			134 U	--	100 UJ	100 UJ	--	594 U
3,3'-Dichlorobenzidine			--	--	200 U	200 U	--	238 U
3-Nitroaniline			400 U	--	500 UJ	500 UJ	--	594 U
4-Bromophenyl-phenyl ether			40 U	--	100 U	100 U	--	119 U
4-Chloro-3-methylphenol			260 U	--	100 U	100 U	--	238 U
4-Chloroaniline			260 U	--	--	--	--	594 U
4-Chlorophenyl phenyl ether			66 U	--	100 U	100 U	--	119 U
4-Methylphenol (p-Cresol)	260	2000	134 U	--	**93 J**	**93 J**	--	**1210**
4-Nitroaniline			400 U	--	500 UJ	500 UJ	--	238 U
4-Nitrophenol			260 U	--	500 U	500 U	--	594 U
Acenaphthene			**520**	--	**190**	--	--	--
Acenaphthylene			**76 J**	--	**44 J**	--	--	--
Aniline			260 U	--	100 U	100 U	--	594 U
Anthracene			**960**	**208**	**600**	--	**444**	--
Benzidine			3200 U	--	200 UJ	200 UJ	--	238 U

Table C-14
Sediment Data for Ballard Siphon Overflow

			Distance to CSO (ft)	112	122	160	174	212	223
			Location ID	KCM-KSSY01	CSO-BL-1	SBAY2B	SALMII962B	CSO-BL-4	SALIII972B2
			Area	LWShipCnlLakeUPortB	LWShipCnlLakeUPortB	LWShipCnlLakeUPortB	LWShipCnlLakeUPortB	LWShipCnlLakeUPortB	LWShipCnlLakeUPortB
			CSO	Ballard Siphon	Ballard Siphon	Ballard Siphon	Ballard Siphon	Ballard Siphon	Ballard Siphon
			Task	KC_old	BL_KC_2015	SBAYPH2	SALMII96	BL_KC_2015	SALIII97
			Sample ID	8900560	CSO-BL-1	95268234	8234_19960626	CSO-BL-4	SALIII972B2_97218282
			Sample Date	05/30/1989	10/14/2015	06/26/1995	06/26/1996	10/14/2015	05/20/1997
			Depth	0 - 2 cm	0 - 10 cm		0 - 0.1 m	0 - 10 cm	0 - 0.2438 m
	SMS_Fresh_SCO_SCUMII	SMS_Fresh_CSL_SCUMII							
Benzo(a)anthracene				**3200**	**1350**	**1500**	--	**1510**	--
Benzo(a)pyrene				**4800**	--	**2300**	--	--	--
Benzo(b)fluoranthene				**5200**	--	**3200**	--	--	--
Benzo(b,j,k)fluoranthenes				--	**5840**	--	--	**4460**	--
Benzo(g,h,i)perylene				**1800**	--	**1500**	--	--	--
Benzo(k)fluoranthene				**5600**	--	**1200**	--	--	--
Benzoic acid	2900	3800		400 U	1630 U	500 UJ	500 UJ	1670 U	**3790 J**
Benzyl alcohol				134 U	204 U	**300**	**300**	209 U	**329**
bis(2-Chloroethoxy)methane				134 U	--	100 U	100 U	--	119 U
bis(2-Chloroethyl)ether				134 U	--	100 U	100 U	--	119 U
bis(2-Ethylhexyl)phthalate	500	22000		**26000**	**25700**	**3300**	**3300**	**12400**	**22300 J**
Butylbenzyl phthalate				**8000**	**653**	**290 J**	**290 J**	**326**	**1520**
Carbazole	900	1100		--	**169**	**320**	--	**296**	--
Chrysene				**4800**	**2370**	**1900**	--	**2660**	--
Coprostanol (Cholestan-3-ol (3B, 5B))				--	--	**5700 J**	**5700 J**	--	**6730**
Dibenzo(a,h)anthracene				200 U	**207**	**350 J**	--	**160 J**	--
Dibenzofuran	200	680		**308**	80.7 U	**130**	--	82.7 U	--
Diethyl phthalate				134 U	164 U	100 UJ	100 UJ	168 U	119 U
Dimethyl phthalate				**304**	**274**	**71 J**	**71 J**	167 U	**436**
Di-n-butyl phthalate	380	1000		134 U	**166 J**	100 U	100 U	168 U	**690**
Dinitro-o-cresol (4,6-Dinitro-2-methylphenol)				260 U	--	2000 U	2000 U	--	1190 U
Di-n-octyl phthalate	39	1100		66 U	**883**	500 U	500 U	**880**	594 U
Fluoranthene				**10000**	**3500**	**4300**	--	**3580**	--
Fluorene				**760**	**165**	**280**	--	**216**	--
Hexachlorobenzene				66 U	8.07 U	100 U	100 U	8.27 U	119 U
Hexachlorobutadiene (Hexachloro-1,3-butadiene)				134 U	41.6 U	100 U	--	42.6 U	--
Hexachlorocyclopentadiene				134 U	--	--	--	--	594 UJ
Hexachloroethane				134 U	--	100 UJ	100 UJ	--	238 U
Indeno(1,2,3-c,d)pyrene				**1360**	**941**	**1700**	--	**697**	--
Isophorone				134 U	--	100 U	100 U	--	119 U
Naphthalene				**264 J**	--	**64 J**	--	--	--
Nitrobenzene				134 U	--	100 U	100 U	--	594 U
n-Nitrosodimethylamine				400 U	--	500 UJ	500 UJ	--	594 U

Table C-14
Sediment Data for Ballard Siphon Overflow

			Distance to CSO (ft)	112	122	160	174	212	223
			Location ID	KCM-KSSY01	CSO-BL-1	SBAY2B	SALMII962B	CSO-BL-4	SALIII972B2
			Area	LWShipCnlLakeUPortB	LWShipCnlLakeUPortB	LWShipCnlLakeUPortB	LWShipCnlLakeUPortB	LWShipCnlLakeUPortB	LWShipCnlLakeUPortB
			CSO	Ballard Siphon	Ballard Siphon	Ballard Siphon	Ballard Siphon	Ballard Siphon	Ballard Siphon
			Task	KC_old	BL_KC_2015	SBAYPH2	SALMII96	BL_KC_2015	SALIII97
			Sample ID	8900560	CSO-BL-1	95268234	8234_19960626	CSO-BL-4	SALIII972B2_97218282
			Sample Date	05/30/1989	10/14/2015	06/26/1995	06/26/1996	10/14/2015	05/20/1997
			Depth	0 - 2 cm	0 - 10 cm		0 - 0.1 m	0 - 10 cm	0 - 0.2438 m
	SMS_Fresh_SCO_SCUMII	SMS_Fresh_CSL_SCUMII							
n-Nitrosodi-n-propylamine			134 U	--	100 U	100 U	--	238 U	
n-Nitrosodiphenylamine			136 U	--	100 U	100 U	--	119 U	
Pentachlorophenol	1200	1200	134 U	--	500 U	500 U	--	**524 J**	
Phenanthrene			**5600**	**1040**	**2500**	--	**1770**	--	
Phenol	120	210	400 U	416 U	100 UJ	100 UJ	426 U	**247**	
Pyrene			**6800**	**4280**	**3400**	--	**4240**	--	
Pyridine			--	--	500 U	500 U	--	594 UJ	
Total PAH (SMS Freshwater 2013) (U = 0)	17000	30000	**52000 J**	**20000**	**25000 J**	--	**20000 J**	--	
Polycyclic Aromatic Hydrocarbons (µg/kg)									
1-Methylnaphthalene			--	--	--	--	--	**232**	
2-Methylnaphthalene			**1200**	--	--	**64 J**	--	**469**	
Acenaphthene			--	--	--	**190**	--	**523**	
Acenaphthylene			--	--	--	**44 J**	--	**265**	
Anthracene			--	--	--	**600**	--	**1230**	
Benzo(a)anthracene			--	--	--	**1500**	--	**4260**	
Benzo(a)pyrene			--	--	--	**2300**	--	**4810**	
Benzo(b)fluoranthene			--	--	--	**3200**	--	**8030**	
Benzo(g,h,i)perylene			--	--	--	**1500**	--	**4020**	
Benzo(k)fluoranthene			--	--	--	**1200**	--	**2960**	
Carbazole	900	1100	--	--	--	**320**	--	**923**	
Chrysene			--	--	--	**1900**	--	**5940**	
Dibenzo(a,h)anthracene			--	--	--	**350 J**	--	**839**	
Dibenzofuran	200	680	--	--	--	**130**	--	**384**	
Fluoranthene			--	--	--	**4300**	--	**11100**	
Fluorene			--	--	--	**280**	--	**666**	
Indeno(1,2,3-c,d)pyrene			--	--	--	**1700**	--	**4120**	
Naphthalene			--	--	--	**64 J**	--	**650**	
Phenanthrene			--	--	--	**2500**	--	**5470**	
Pyrene			--	--	--	**3400**	--	**8790**	
Retene			--	--	**150**	**150**	--	**2170**	
Total cPAH TEQ (7 minimum CAEPA 2005) (U = 0)			--	--	--	**3100 J**	--	**6890**	
Total PAH (SMS Freshwater 2013) (U = 0)	17000	30000	**1200**	--	--	**25000 J**	--	**64000**	

Table C-14
Sediment Data for Ballard Siphon Overflow

			Distance to CSO (ft)	112	122	160	174	212	223
			Location ID	KCM-KSSY01	CSO-BL-1	SBAY2B	SALMII962B	CSO-BL-4	SALIII972B2
			Area	LWShipCnlLakeUPortB	LWShipCnlLakeUPortB	LWShipCnlLakeUPortB	LWShipCnlLakeUPortB	LWShipCnlLakeUPortB	LWShipCnlLakeUPortB
			CSO	Ballard Siphon	Ballard Siphon	Ballard Siphon	Ballard Siphon	Ballard Siphon	Ballard Siphon
			Task	KC_old	BL_KC_2015	SBAYPH2	SALMII96	BL_KC_2015	SALIII97
			Sample ID	8900560	CSO-BL-1	95268234	8234_19960626	CSO-BL-4	SALIII972B2_97218282
			Sample Date	05/30/1989	10/14/2015	06/26/1995	06/26/1996	10/14/2015	05/20/1997
			Depth	0 - 2 cm	0 - 10 cm		0 - 0.1 m	0 - 10 cm	0 - 0.2438 m
	SMS_Fresh_SCO_SCUMII	SMS_Fresh_CSL_SCUMII							
PCB Aroclors (µg/kg)									
Aroclor 1016				134 U	9.78 U	50 U	50 U	10 U	--
Aroclor 1221				134 U	29.3 U	50 U	50 U	30.1 U	--
Aroclor 1232				134 U	29.3 U	50 U	50 U	30.1 U	--
Aroclor 1242				134 U	**13.9 J**	50 U	50 U	**10 J**	--
Aroclor 1248				134 U	9.78 U	50 U	50 U	10 U	--
Aroclor 1254				**248 J**	**122**	**52**	**52**	**51.9**	--
Aroclor 1260				**248 J**	**66.5**	50 U	50 U	**25.1 J**	--
Aroclor 1262				--	--	--	--	--	--
Aroclor 1268				--	**20 J**	--	--	10 U	--
Total PCB Aroclors (SMS Freshwater 2013) (U = 0)	110	2500		**496 J**	**220 J**	**52**	**52**	**77 J**	--
Polybrominated diphenyl ethers (ng/kg)									
PBDE-015				--	--	--	--	--	--
Pharmaceuticals and Personal Care Products (µg/kg)									
Caffeine				--	--	100 U	100 U	--	119 U

Table C-14
Sediment Data for Ballard Siphon Overflow

		Distance to CSO (ft)	224	240	281	297	322	464
		Location ID	CSO-BL-3	CSO-BL-5	CSO-BL-2	SBAY2B2	CSO-BL-7	CSO-BL-6
		Area	LWShipCnlLakeUPortB	LWShipCnlLakeUPortB	LWShipCnlLakeUPortB	LWShipCnlLakeUPortB	LWShipCnlLakeUPortB	LWShipCnlLakeUPortB
		CSO	Ballard Siphon	Ballard Siphon	Ballard Siphon	Ballard Siphon	Ballard Siphon	Ballard Siphon
		Task	BL_KC_2015	BL_KC_2015	BL_KC_2015	SBAYPH3	BL_KC_2015	BL_KC_2015
		Sample ID	CSO-BL-3	CSO-BL-5	CSO-BL-2	SBAY2B2_97218282	CSO-BL-7	CSO-BL-6
		Sample Date	10/14/2015	10/14/2015	10/14/2015	05/20/1997	10/14/2015	10/14/2015
		Depth	0 - 10 cm	0 - 10 cm	0 - 10 cm		0 - 10 cm	0 - 10 cm
	SMS_Fresh_SCO_SCUMII	SMS_Fresh_CSL_SCUMII						
Conventional Parameters (pct)								
Total organic carbon			**4.95**	**6.94**	**4.82**	--	**12.7**	**4.5**
Total solids			**29.3**	**18**	**22**	**23.2**	**17.8**	**31.8**
Grain Size (pct)								
Gravel			**0.4 J**	0.6 U	0.5 U	--	**2.6 J**	0.3 U
Sand			**40.8**	**12.9**	**21.6**	--	**22.5**	**43.6**
Silt			**51.8**	**71.4**	**66.9**	--	**74.7**	**46.9**
Clay			**3.5 J**	**8.6**	**5 J**	--	3.4 U	**4.7**
Metals (mg/kg)								
Antimony			**5.22 J**	**6.17 J**	**4.29 J**	--	**6.74 J**	**8.3 J**
Arsenic	14	120	**20.2**	**24.9**	**21.1**	--	**17.2**	**22.2**
Beryllium			--	--	--	--	--	--
Cadmium	2.1	5.4	**1.39**	**1.91**	**1.09**	--	**1.58**	**1.06**
Chromium	72	88	**63.5**	**63.9**	**53.6**	--	**48.8**	**55.3**
Copper	400	1200	--	--	--	--	--	--
Lead	360	1300	**272**	**231**	**144**	--	**173**	**160**
Mercury	0.66	0.8	**0.618**	**0.628**	**0.541**	--	**0.412**	**0.673**
Nickel	26	110	**52.6**	**49.7**	**45.9**	--	**37.1**	**43.4**
Selenium	11	20	--	--	--	--	--	--
Silver	0.57	1.7	**0.802**	**0.933**	**0.755**	--	**0.674**	**0.871**
Thallium			--	--	--	--	--	--
Zinc	3200	4200	**491**	**722**	**568**	--	**792**	**390**
Organometallic Compounds (µg/kg)								
Dibutyltin dichloride			--	--	--	--	--	--
Monobutyltin trichloride			--	--	--	--	--	--
Tetrabutyltin	97	97	--	--	--	--	--	--
Tributyltin chloride			--	--	--	--	--	--
Volatile Organics (µg/kg)								
1,1,1-Trichloroethane			--	--	--	--	--	--
1,1,2,2-Tetrachloroethane			--	--	--	--	--	--
1,1,2-Trichloroethane			--	--	--	--	--	--
1,1-Dichloroethane			--	--	--	--	--	--
1,1-Dichloroethene			--	--	--	--	--	--

Table C-14
Sediment Data for Ballard Siphon Overflow

		Distance to CSO (ft)	224	240	281	297	322	464
		Location ID	CSO-BL-3	CSO-BL-5	CSO-BL-2	SBAY2B2	CSO-BL-7	CSO-BL-6
		Area	LWShipCnlLakeUPortB	LWShipCnlLakeUPortB	LWShipCnlLakeUPortB	LWShipCnlLakeUPortB	LWShipCnlLakeUPortB	LWShipCnlLakeUPortB
		CSO	Ballard Siphon	Ballard Siphon	Ballard Siphon	Ballard Siphon	Ballard Siphon	Ballard Siphon
		Task	BL_KC_2015	BL_KC_2015	BL_KC_2015	SBAYPH3	BL_KC_2015	BL_KC_2015
		Sample ID	CSO-BL-3	CSO-BL-5	CSO-BL-2	SBAY2B2_97218282	CSO-BL-7	CSO-BL-6
		Sample Date	10/14/2015	10/14/2015	10/14/2015	05/20/1997	10/14/2015	10/14/2015
		Depth	0 - 10 cm	0 - 10 cm	0 - 10 cm		0 - 10 cm	0 - 10 cm
	SMS_Fresh_SCO_SCUMII	SMS_Fresh_CSL_SCUMII						
1,2-Dichloroethane			--	--	--	--	--	--
1,2-Dichloroethene			--	--	--	--	--	--
1,2-Dichloropropane			--	--	--	--	--	--
1,3-Dichloropropene, cis-			--	--	--	--	--	--
1,3-Dichloropropene, trans-			--	--	--	--	--	--
2-Hexanone (Methyl butyl ketone)			--	--	--	--	--	--
4-Methyl-2-pentanone (Methyl isobutyl ketone)			--	--	--	--	--	--
Acetone			--	--	--	--	--	--
Benzene			--	--	--	--	--	--
Bromodichloromethane			--	--	--	--	--	--
Bromoform (Tribromomethane)			--	--	--	--	--	--
Bromomethane (Methyl bromide)			--	--	--	--	--	--
Carbon disulfide			--	--	--	--	--	--
Carbon tetrachloride (Tetrachloromethane)			--	--	--	--	--	--
Chlorobenzene			--	--	--	--	--	--
Chloroethane			--	--	--	--	--	--
Chloroform			--	--	--	--	--	--
Chloromethane			--	--	--	--	--	--
Dibromochloromethane			--	--	--	--	--	--
Dichloromethane (Methylene chloride)			--	--	--	--	--	--
Ethylbenzene			--	--	--	--	--	--
Hexachlorobutadiene (Hexachloro-1,3-butadiene)			--	--	--	--	--	--
Methyl ethyl ketone (2-Butanone)			--	--	--	--	--	--
Styrene			--	--	--	--	--	--
Tetrachloroethene (PCE)			--	--	--	--	--	--
Toluene			--	--	--	--	--	--
Total xylene (reported, not calculated)			--	--	--	--	--	--
Trichloroethene (TCE)			--	--	--	--	--	--
Vinyl acetate			--	--	--	--	--	--
Vinyl chloride			--	--	--	--	--	--
Semivolatile Organics (µg/kg)								
1,2,4-Trichlorobenzene			5.98 U	6.78 U	7.47 U	--	9.88 U	5.96 U
1,2-Dichlorobenzene			60.3 U	68.4 U	75.3 U	--	99.7 U	60.1 U

Table C-14
Sediment Data for Ballard Siphon Overflow

			Distance to CSO (ft)	224	240	281	297	322	464
			Location ID	CSO-BL-3	CSO-BL-5	CSO-BL-2	SBAY2B2	CSO-BL-7	CSO-BL-6
			Area	LWShipCnlLakeUPortB	LWShipCnlLakeUPortB	LWShipCnlLakeUPortB	LWShipCnlLakeUPortB	LWShipCnlLakeUPortB	LWShipCnlLakeUPortB
			CSO	Ballard Siphon	Ballard Siphon	Ballard Siphon	Ballard Siphon	Ballard Siphon	Ballard Siphon
			Task	BL_KC_2015	BL_KC_2015	BL_KC_2015	SBAYPH3	BL_KC_2015	BL_KC_2015
			Sample ID	CSO-BL-3	CSO-BL-5	CSO-BL-2	SBAY2B2_97218282	CSO-BL-7	CSO-BL-6
			Sample Date	10/14/2015	10/14/2015	10/14/2015	05/20/1997	10/14/2015	10/14/2015
			Depth	0 - 10 cm	0 - 10 cm	0 - 10 cm		0 - 10 cm	0 - 10 cm
	SMS_Fresh_SCO_SCUMII	SMS_Fresh_CSL_SCUMII							
1,2-Diphenylhydrazine				--	--	--	--	--	--
1,3-Dichlorobenzene				--	--	--	--	--	--
1,4-Dichlorobenzene				90.6 U	103 U	113 U	--	150 U	90.3 U
1-Methylnaphthalene				--	--	--	--	--	--
2,2'-Oxybis (1-chloropropane)				--	--	--	--	--	--
2,2'-Oxybis (2-chloropropane)				--	--	--	--	--	--
2,4,5-Trichlorophenol				--	--	--	--	--	--
2,4,6-Trichlorophenol				--	--	--	--	--	--
2,4-Dichlorophenol				--	--	--	--	--	--
2,4-Dimethylphenol				--	--	--	--	--	--
2,4-Dinitrophenol				--	--	--	--	--	--
2,4-Dinitrotoluene				--	--	--	--	--	--
2,6-Dinitrotoluene				--	--	--	--	--	--
2-Chloronaphthalene				--	--	--	--	--	--
2-Chlorophenol				--	--	--	--	--	--
2-Methylnaphthalene				--	--	--	--	--	--
2-Methylphenol (o-Cresol)				--	--	--	--	--	--
2-Nitroaniline				--	--	--	--	--	--
2-Nitrophenol				--	--	--	--	--	--
3,3'-Dichlorobenzidine				--	--	--	--	--	--
3-Nitroaniline				--	--	--	--	--	--
4-Bromophenyl-phenyl ether				--	--	--	--	--	--
4-Chloro-3-methylphenol				--	--	--	--	--	--
4-Chloroaniline				--	--	--	--	--	--
4-Chlorophenyl phenyl ether				--	--	--	--	--	--
4-Methylphenol (p-Cresol)	260	2000		--	--	--	--	--	--
4-Nitroaniline				--	--	--	--	--	--
4-Nitrophenol				--	--	--	--	--	--
Acenaphthene				--	--	--	--	--	--
Acenaphthylene				--	--	--	--	--	--
Aniline				--	--	--	--	--	--
Anthracene				**388**	**205**	**178**	--	**183 J**	**227**
Benzidine				--	--	--	--	--	--

Table C-14
Sediment Data for Ballard Siphon Overflow

		Distance to CSO (ft)	224	240	281	297	322	464
		Location ID	CSO-BL-3	CSO-BL-5	CSO-BL-2	SBAY2B2	CSO-BL-7	CSO-BL-6
		Area	LWShipCnlLakeUPortB	LWShipCnlLakeUPortB	LWShipCnlLakeUPortB	LWShipCnlLakeUPortB	LWShipCnlLakeUPortB	LWShipCnlLakeUPortB
		CSO	Ballard Siphon	Ballard Siphon	Ballard Siphon	Ballard Siphon	Ballard Siphon	Ballard Siphon
		Task	BL_KC_2015	BL_KC_2015	BL_KC_2015	SBAYPH3	BL_KC_2015	BL_KC_2015
		Sample ID	CSO-BL-3	CSO-BL-5	CSO-BL-2	SBAY2B2_97218282	CSO-BL-7	CSO-BL-6
		Sample Date	10/14/2015	10/14/2015	10/14/2015	05/20/1997	10/14/2015	10/14/2015
		Depth	0 - 10 cm	0 - 10 cm	0 - 10 cm		0 - 10 cm	0 - 10 cm
	SMS_Fresh_SCO_SCUMII	SMS_Fresh_CSL_SCUMII						
Benzo(a)anthracene			**1540**	**877**	**751**	--	**1080**	**881**
Benzo(a)pyrene			--	--	--	--	--	--
Benzo(b)fluoranthene			--	--	--	--	--	--
Benzo(b,j,k)fluoranthenes			**4730**	**2980**	**2100**	--	**3740**	**2820**
Benzo(g,h,i)perylene			--	--	--	--	--	--
Benzo(k)fluoranthene			--	--	--	--	--	--
Benzoic acid	2900	3800	1210 U	1370 U	1510 U	--	2000 U	1200 U
Benzyl alcohol			151 U	171 U	188 U	--	249 U	150 U
bis(2-Chloroethoxy)methane			--	--	--	--	--	--
bis(2-Chloroethyl)ether			--	--	--	--	--	--
bis(2-Ethylhexyl)phthalate	500	22000	**5310**	**7370**	**4320**	--	**16600**	**3340**
Butylbenzyl phthalate			**313**	**209**	113 U	--	**362**	**131**
Carbazole	900	1100	**166**	**84.2 J**	74.7 U	--	**180 J**	**88.4 J**
Chrysene			**2430**	**1340**	**1120**	--	**1730**	**1370**
Coprostanol (Cholestan-3-ol (3B, 5B))			--	--	--	--	--	--
Dibenzo(a,h)anthracene			**181**	**111 J**	**88.2 J**	--	**129 J**	**119 J**
Dibenzofuran	200	680	**72.5 J**	67.8 U	74.7 U	--	98.8 U	59.6 U
Diethyl phthalate			121 U	138 U	152 U	--	201 U	121 U
Dimethyl phthalate			**457**	**205**	**187**	--	200 U	**150**
Di-n-butyl phthalate	380	1000	121 U	138 U	152 U	--	**237 J**	121 U
Dinitro-o-cresol (4,6-Dinitro-2-methylphenol)			--	--	--	--	--	--
Di-n-octyl phthalate	39	1100	121 U	137 U	151 U	--	200 U	120 U
Fluoranthene			**4860**	**2360**	**1880**	--	**2960**	**2240**
Fluorene			**344**	**174**	**118 J**	--	**144 J**	**150**
Hexachlorobenzene			5.98 U	6.78 U	7.47 U	--	9.88 U	5.96 U
Hexachlorobutadiene (Hexachloro-1,3-butadiene)			30.8 U	34.9 U	38.5 U	--	50.9 U	30.7 U
Hexachlorocyclopentadiene			--	--	--	--	--	--
Hexachloroethane			--	--	--	--	--	--
Indeno(1,2,3-c,d)pyrene			**842**	**520**	**439**	--	**620**	**523**
Isophorone			--	--	--	--	--	--
Naphthalene			--	--	--	--	--	--
Nitrobenzene			--	--	--	--	--	--
n-Nitrosodimethylamine			--	--	--	--	--	--

Table C-14
Sediment Data for Ballard Siphon Overflow

			Distance to CSO (ft)	224	240	281	297	322	464
			Location ID	CSO-BL-3	CSO-BL-5	CSO-BL-2	SBAY2B2	CSO-BL-7	CSO-BL-6
			Area	LWShipCnlLakeUPortB	LWShipCnlLakeUPortB	LWShipCnlLakeUPortB	LWShipCnlLakeUPortB	LWShipCnlLakeUPortB	LWShipCnlLakeUPortB
			CSO	Ballard Siphon	Ballard Siphon	Ballard Siphon	Ballard Siphon	Ballard Siphon	Ballard Siphon
			Task	BL_KC_2015	BL_KC_2015	BL_KC_2015	SBAYPH3	BL_KC_2015	BL_KC_2015
			Sample ID	CSO-BL-3	CSO-BL-5	CSO-BL-2	SBAY2B2_97218282	CSO-BL-7	CSO-BL-6
			Sample Date	10/14/2015	10/14/2015	10/14/2015	05/20/1997	10/14/2015	10/14/2015
			Depth	0 - 10 cm	0 - 10 cm	0 - 10 cm		0 - 10 cm	0 - 10 cm
	SMS_Fresh_SCO_SCUMII	SMS_Fresh_CSL_SCUMII							
n-Nitrosodi-n-propylamine				--	--	--	--	--	--
n-Nitrosodiphenylamine				--	--	--	--	--	--
Pentachlorophenol	1200	1200		--	--	--	--	--	--
Phenanthrene				**1900**	**774**	**550**	--	**1060**	**596**
Phenol	120	210		308 U	349 U	385 U	--	509 U	307 U
Pyrene				**5820**	**2730**	**2180**	--	**3530**	**2760**
Pyridine				--	--	--	--	--	--
Total PAH (SMS Freshwater 2013) (U = 0)	17000	30000		**23000**	**12000 J**	**9400 J**	--	**15000 J**	**12000 J**
Polycyclic Aromatic Hydrocarbons (µg/kg)									
1-Methylnaphthalene				--	--	--	--	--	--
2-Methylnaphthalene				--	--	--	--	--	--
Acenaphthene				--	--	--	--	--	--
Acenaphthylene				--	--	--	--	--	--
Anthracene				--	--	--	--	--	--
Benzo(a)anthracene				--	--	--	--	--	--
Benzo(a)pyrene				--	--	--	--	--	--
Benzo(b)fluoranthene				--	--	--	--	--	--
Benzo(g,h,i)perylene				--	--	--	--	--	--
Benzo(k)fluoranthene				--	--	--	--	--	--
Carbazole	900	1100		--	--	--	--	--	--
Chrysene				--	--	--	--	--	--
Dibenzo(a,h)anthracene				--	--	--	--	--	--
Dibenzofuran	200	680		--	--	--	--	--	--
Fluoranthene				--	--	--	--	--	--
Fluorene				--	--	--	--	--	--
Indeno(1,2,3-c,d)pyrene				--	--	--	--	--	--
Naphthalene				--	--	--	--	--	--
Phenanthrene				--	--	--	--	--	--
Pyrene				--	--	--	--	--	--
Retene				--	--	--	--	--	--
Total cPAH TEQ (7 minimum CAEPA 2005) (U = 0)				--	--	--	--	--	--
Total PAH (SMS Freshwater 2013) (U = 0)	17000	30000		--	--	--	--	--	--

Table C-14
Sediment Data for Ballard Siphon Overflow

			Distance to CSO (ft)	224	240	281	297	322	464
			Location ID	CSO-BL-3	CSO-BL-5	CSO-BL-2	SBAY2B2	CSO-BL-7	CSO-BL-6
			Area	LWShipCnlLakeUPortB	LWShipCnlLakeUPortB	LWShipCnlLakeUPortB	LWShipCnlLakeUPortB	LWShipCnlLakeUPortB	LWShipCnlLakeUPortB
			CSO	Ballard Siphon	Ballard Siphon	Ballard Siphon	Ballard Siphon	Ballard Siphon	Ballard Siphon
			Task	BL_KC_2015	BL_KC_2015	BL_KC_2015	SBAYPH3	BL_KC_2015	BL_KC_2015
			Sample ID	CSO-BL-3	CSO-BL-5	CSO-BL-2	SBAY2B2_97218282	CSO-BL-7	CSO-BL-6
			Sample Date	10/14/2015	10/14/2015	10/14/2015	05/20/1997	10/14/2015	10/14/2015
			Depth	0 - 10 cm	0 - 10 cm	0 - 10 cm		0 - 10 cm	0 - 10 cm
	SMS_Fresh_SCO_SCUMII	SMS_Fresh_CSL_SCUMII							
PCB Aroclors (µg/kg)									
Aroclor 1016				7.25 U	8.21 U	9.05 U	--	12 U	7.22 U
Aroclor 1221				21.7 U	24.6 U	27.1 U	--	35.9 U	21.7 U
Aroclor 1232				21.7 U	24.6 U	27.1 U	--	35.9 U	21.7 U
Aroclor 1242				**14.3 J**	**8.21 J**	**9.05 J**	--	**12 J**	**10.5 J**
Aroclor 1248				7.25 U	8.21 U	9.05 U	--	12 U	7.22 U
Aroclor 1254				**112**	**98.2**	**92.5**	--	**75.4**	**269 J**
Aroclor 1260				**49.6**	**56.9**	**43.9**	--	**58.4**	**77.4 J**
Aroclor 1262				--	--	--	--	--	--
Aroclor 1268				7.25 U	8.21 U	9.05 U	--	12 U	7.22 U
Total PCB Aroclors (SMS Freshwater 2013) (U = 0)	110	2500		**176 J**	**155 J**	**136 J**	--	**130 J**	**357 J**
Polybrominated diphenyl ethers (ng/kg)									
PBDE-015				--	--	--	--	--	--
Pharmaceuticals and Personal Care Products (µg/kg)									
Caffeine				--	--	--	--	--	--

Table C-14
Sediment Data for Ballard Siphon Overflow

		Distance to CSO (ft)	555	556	582	588	700	772
		Location ID	SALMII962A	SBAY2A	SBAY2C	SALMII962C	SALIII975B2	SEAVIEW2
		Area	LWShipCnlLakeUPortB	LWShipCnlLakeUPortB	LWShipCnlLakeUPortB	LWShipCnlLakeUPortB	LWShipCnlLakeUPortB	LWShipCnlLakeUPortB
		CSO	Ballard Siphon	Ballard Siphon	Ballard Siphon	Ballard Siphon	Ballard Siphon	Ballard Siphon
		Task	SALMII96	SBAYPH2	SBAYPH2	SALMII96	SALIII97	AJOH0049
		Sample ID	8233_19960626	95268233	95268235	8235_19960626	SALIII975B2_97218295	6080413_20060224
		Sample Date	06/26/1996	06/26/1995	06/26/1995	06/26/1996	05/20/1997	02/24/2006
		Depth	0 - 0.1 m			0 - 0.1 m	0 - 0.2438 m	0 - 2 cm
	SMS_Fresh_SCO_SCUMII	SMS_Fresh_CSL_SCUMII						
Conventional Parameters (pct)								
Total organic carbon			--	5.8	6.2	--	4.9	7.77
Total solids			32.7	32.7	30.6	30.6	--	19.3
Grain Size (pct)								
Gravel			--	0	9	9	--	1
Sand			60	60	42	42	27	45.7
Silt			36	36	35	35	55	36.1
Clay			4	4	14	14	18	17.3
Metals (mg/kg)								
Antimony			--	--	--	--	--	1.1
Arsenic	14	120	20	20	34.1	34	22	20.2
Beryllium			--	--	--	--	--	0.22
Cadmium	2.1	5.4	0.4 J	0.4 J	0.62 J	0.62 J	1.2	1.43
Chromium	72	88	51	51.2	53.4	53	57	70.6
Copper	400	1200	358	358	268	268	360	737
Lead	360	1300	107	107	131	131	150	145
Mercury	0.66	0.8	0.63 J	0.63 J	0.61 J	0.61 J	0.8	0.635
Nickel	26	110	44	43.8	45.8	46	45	48
Selenium	11	20	--	--	--	--	--	0.62
Silver	0.57	1.7	--	--	--	--	--	0.59
Thallium			--	--	--	--	--	0.1 U
Zinc	3200	4200	311	311	646	646	380	600
Organometallic Compounds (µg/kg)								
Dibutyltin dichloride			455	455	225	225	642 J	860
Monobutyltin trichloride			158	158	60	60	610 J	590 J
Tetrabutyltin	97	97	25	25	17	17	45 J	49 U
Tributyltin chloride			1070	1070	537	537	1580	1400
Volatile Organics (µg/kg)								
1,1,1-Trichloroethane			--	--	--	--	--	--
1,1,2,2-Tetrachloroethane			--	--	--	--	--	--
1,1,2-Trichloroethane			--	--	--	--	--	--
1,1-Dichloroethane			--	--	--	--	--	--
1,1-Dichloroethene			--	--	--	--	--	--

Table C-14
Sediment Data for Ballard Siphon Overflow

		Distance to CSO (ft)	555	556	582	588	700	772
		Location ID	SALMII962A	SBAY2A	SBAY2C	SALMII962C	SALIII975B2	SEAVIEW2
		Area	LWShipCnlLakeUPortB	LWShipCnlLakeUPortB	LWShipCnlLakeUPortB	LWShipCnlLakeUPortB	LWShipCnlLakeUPortB	LWShipCnlLakeUPortB
		CSO	Ballard Siphon	Ballard Siphon	Ballard Siphon	Ballard Siphon	Ballard Siphon	Ballard Siphon
		Task	SALMII96	SBAYPH2	SBAYPH2	SALMII96	SALIII97	AJOH0049
		Sample ID	8233_19960626	95268233	95268235	8235_19960626	SALIII975B2_97218295	6080413_20060224
		Sample Date	06/26/1996	06/26/1995	06/26/1995	06/26/1996	05/20/1997	02/24/2006
		Depth	0 - 0.1 m			0 - 0.1 m	0 - 0.2438 m	0 - 2 cm
	SMS_Fresh_SCO_SCUMII	SMS_Fresh_CSL_SCUMII						
1,2-Dichloroethane			--	--	--	--	--	--
1,2-Dichloroethene			--	--	--	--	--	--
1,2-Dichloropropane			--	--	--	--	--	--
1,3-Dichloropropene, cis-			--	--	--	--	--	--
1,3-Dichloropropene, trans-			--	--	--	--	--	--
2-Hexanone (Methyl butyl ketone)			--	--	--	--	--	--
4-Methyl-2-pentanone (Methyl isobutyl ketone)			--	--	--	--	--	--
Acetone			--	--	--	--	--	--
Benzene			--	--	--	--	--	--
Bromodichloromethane			--	--	--	--	--	--
Bromoform (Tribromomethane)			--	--	--	--	--	--
Bromomethane (Methyl bromide)			--	--	--	--	--	--
Carbon disulfide			--	--	--	--	--	--
Carbon tetrachloride (Tetrachloromethane)			--	--	--	--	--	--
Chlorobenzene			--	--	--	--	--	--
Chloroethane			--	--	--	--	--	--
Chloroform			--	--	--	--	--	--
Chloromethane			--	--	--	--	--	--
Dibromochloromethane			--	--	--	--	--	--
Dichloromethane (Methylene chloride)			--	--	--	--	--	--
Ethylbenzene			--	--	--	--	--	--
Hexachlorobutadiene (Hexachloro-1,3-butadiene)			180 U	--	--	200 U	142 U	--
Methyl ethyl ketone (2-Butanone)			--	--	--	--	--	--
Styrene			--	--	--	--	--	--
Tetrachloroethene (PCE)			--	--	--	--	--	--
Toluene			--	--	--	--	--	--
Total xylene (reported, not calculated)			--	--	--	--	--	--
Trichloroethene (TCE)			--	--	--	--	--	--
Vinyl acetate			--	--	--	--	--	--
Vinyl chloride			--	--	--	--	--	--
Semivolatile Organics (µg/kg)								
1,2,4-Trichlorobenzene			180 U	180 U	200 U	200 U	142 U	25 U
1,2-Dichlorobenzene			180 U	180 U	200 U	200 U	284 U	25 U

Table C-14
Sediment Data for Ballard Siphon Overflow

		Distance to CSO (ft)	555	556	582	588	700	772
		Location ID	SALMII962A	SBAY2A	SBAY2C	SALMII962C	SALIII975B2	SEAVIEW2
		Area	LWShipCnlLakeUPortB	LWShipCnlLakeUPortB	LWShipCnlLakeUPortB	LWShipCnlLakeUPortB	LWShipCnlLakeUPortB	LWShipCnlLakeUPortB
		CSO	Ballard Siphon	Ballard Siphon	Ballard Siphon	Ballard Siphon	Ballard Siphon	Ballard Siphon
		Task	SALMII96	SBAYPH2	SBAYPH2	SALMII96	SALIII97	AJOH0049
		Sample ID	8233_19960626	95268233	95268235	8235_19960626	SALIII975B2_97218295	6080413_20060224
		Sample Date	06/26/1996	06/26/1995	06/26/1995	06/26/1996	05/20/1997	02/24/2006
		Depth	0 - 0.1 m			0 - 0.1 m	0 - 0.2438 m	0 - 2 cm
	SMS_Fresh_SCO_SCUMII	SMS_Fresh_CSL_SCUMII						
1,2-Diphenylhydrazine			180 U	180 U	200 U	200 U	142 U	25 U
1,3-Dichlorobenzene			180 U	180 U	200 U	200 U	142 U	25 U
1,4-Dichlorobenzene			180 U	180 U	200 U	200 U	284 U	**60**
1-Methylnaphthalene			--	--	--	--	--	**996**
2,2'-Oxybis (1-chloropropane)			180 U	--	--	200 U	284 U	25 U
2,2'-Oxybis (2-chloropropane)			--	180 U	200 U	--	--	--
2,4,5-Trichlorophenol			180 U	180 U	200 U	200 U	284 U	51 U
2,4,6-Trichlorophenol			370 U	370 U	400 U	400 U	284 U	51 U
2,4-Dichlorophenol			180 U	180 U	200 U	200 U	142 U	51 U
2,4-Dimethylphenol			180 U	180 U	200 U	200 U	142 U	25 U
2,4-Dinitrophenol			7300 UJ	7300 UJ	8000 UJ	8000 UJ	1420 UJ	508 UJ
2,4-Dinitrotoluene			910 U	910 U	1000 U	1000 U	1420 U	254 UJ
2,6-Dinitrotoluene			910 U	910 U	1000 U	1000 U	711 U	25 U
2-Chloronaphthalene			180 U	180 U	200 U	200 U	142 U	25 U
2-Chlorophenol			180 U	180 U	200 U	200 U	142 U	25 U
2-Methylnaphthalene			--	**350**	**310**	--	--	**1690**
2-Methylphenol (o-Cresol)			180 U	180 U	200 U	200 U	**88 J**	25 U
2-Nitroaniline			370 U	370 U	400 U	400 U	711 U	--
2-Nitrophenol			180 U	180 U	200 U	200 U	711 U	102 U
3,3'-Dichlorobenzidine			370 U	370 U	400 U	400 U	284 U	--
3-Nitroaniline			910 U	910 U	1000 U	1000 U	711 U	254 U
4-Bromophenyl-phenyl ether			180 U	180 U	200 U	200 U	142 U	25 U
4-Chloro-3-methylphenol			180 U	180 U	200 U	200 U	284 U	51 U
4-Chloroaniline			180 U	180 U	200 U	200 U	711 U	--
4-Chlorophenyl phenyl ether			180 U	180 U	200 U	200 U	142 U	25 U
4-Methylphenol (p-Cresol)	260	2000	**580**	**580**	**330**	**330**	**188 J**	25 U
4-Nitroaniline			910 U	910 U	1000 U	1000 U	284 U	--
4-Nitrophenol			910 U	910 U	1000 U	1000 U	711 U	--
Acenaphthene			--	**560**	**320**	--	--	**2510**
Acenaphthylene			--	**270**	**330**	--	--	**803**
Aniline			180 U	180 U	200 U	200 U	711 U	254 UJ
Anthracene			--	**760**	**660**	--	--	**1950**
Benzidine			370 UJ	370 UJ	400 UJ	400 UJ	284 U	--

Table C-14
Sediment Data for Ballard Siphon Overflow

		Distance to CSO (ft)	555	556	582	588	700	772
		Location ID	SALMII962A	SBAY2A	SBAY2C	SALMII962C	SALIII975B2	SEAVIEW2
		Area	LWShipCnlLakeUPortB	LWShipCnlLakeUPortB	LWShipCnlLakeUPortB	LWShipCnlLakeUPortB	LWShipCnlLakeUPortB	LWShipCnlLakeUPortB
		CSO	Ballard Siphon	Ballard Siphon	Ballard Siphon	Ballard Siphon	Ballard Siphon	Ballard Siphon
		Task	SALMII96	SBAYPH2	SBAYPH2	SALMII96	SALIII97	AJOH0049
		Sample ID	8233_19960626	95268233	95268235	8235_19960626	SALIII975B2_97218295	6080413_20060224
		Sample Date	06/26/1996	06/26/1995	06/26/1995	06/26/1996	05/20/1997	02/24/2006
		Depth	0 - 0.1 m			0 - 0.1 m	0 - 0.2438 m	0 - 2 cm
	SMS_Fresh_SCO_SCUMII	SMS_Fresh_CSL_SCUMII						
Benzo(a)anthracene			--	**1700**	**830**	--	--	**2980**
Benzo(a)pyrene			--	**2300**	**1500**	--	--	**1950**
Benzo(b)fluoranthene			--	**3200**	**2000**	--	--	**2340**
Benzo(b,j,k)fluoranthenes			--	--	--	--	--	--
Benzo(g,h,i)perylene			--	**1600**	**1300**	--	--	**1400**
Benzo(k)fluoranthene			--	**1100**	**750**	--	--	**2940**
Benzoic acid	2900	3800	910 UJ	913 UJ	1000 UJ	1000 UJ	**2380 J**	**1030 J**
Benzyl alcohol			180 U	180 U	**240**	**240**	**53 J**	51 U
bis(2-Chloroethoxy)methane			180 U	180 U	200 U	200 U	142 U	25 U
bis(2-Chloroethyl)ether			180 U	180 U	200 U	200 U	142 U	25 U
bis(2-Ethylhexyl)phthalate	500	22000	**2700**	**2700**	**2100**	**2100**	**1970**	**8000**
Butylbenzyl phthalate			910 U	910 U	1000 U	1000 U	**182 J**	51 U
Carbazole	900	1100	--	**170 J**	**120 J**	--	--	25 UJ
Chrysene			--	**1700**	**1200**	--	--	**3080**
Coprostanol (Cholestan-3-ol (3B, 5B))			**3300 J**	**3300 J**	**5100 J**	**5100 J**	**1680**	**2100 J**
Dibenzo(a,h)anthracene			--	**350 J**	**250 J**	--	--	**440**
Dibenzofuran	200	680	--	**480**	**370**	--	--	**1780**
Diethyl phthalate			180 U	180 U	200 U	200 U	142 U	**290**
Dimethyl phthalate			**230**	**230**	**160 J**	**160 J**	**108 J**	**804**
Di-n-butyl phthalate	380	1000	180 U	180 U	200 U	200 U	**306**	**1380**
Dinitro-o-cresol (4,6-Dinitro-2-methylphenol)			3700 U	3700 U	4000 U	4000 U	1420 U	254 UJ
Di-n-octyl phthalate	39	1100	910 U	910 U	1000 U	1000 U	711 U	51 U
Fluoranthene			--	**6000**	**3000**	--	--	**16800**
Fluorene			--	**560**	**540**	--	--	**2300**
Hexachlorobenzene			180 U	180 U	200 U	200 U	142 U	25 U
Hexachlorobutadiene (Hexachloro-1,3-butadiene)			--	180 U	200 U	--	--	25 U
Hexachlorocyclopentadiene			3700 UJ	3700 UJ	4000 UJ	4000 UJ	711 UJ	--
Hexachloroethane			180 U	180 U	200 U	200 U	284 U	25 UJ
Indeno(1,2,3-c,d)pyrene			--	**1600**	**1200**	--	--	**1130**
Isophorone			180 U	180 U	200 U	200 U	142 U	25 U
Naphthalene			--	**810**	**1000**	--	--	**3600**
Nitrobenzene			180 U	180 U	200 U	200 U	711 U	25 U
n-Nitrosodimethylamine			910 UJ	910 UJ	1000 UJ	1000 UJ	711 U	51 U

Table C-14
Sediment Data for Ballard Siphon Overflow

			Distance to CSO (ft)	555	556	582	588	700	772
			Location ID	SALMII962A	SBAY2A	SBAY2C	SALMII962C	SALIII975B2	SEAVIEW2
			Area	LWShipCnlLakeUPortB	LWShipCnlLakeUPortB	LWShipCnlLakeUPortB	LWShipCnlLakeUPortB	LWShipCnlLakeUPortB	LWShipCnlLakeUPortB
			CSO	Ballard Siphon	Ballard Siphon	Ballard Siphon	Ballard Siphon	Ballard Siphon	Ballard Siphon
			Task	SALMII96	SBAYPH2	SBAYPH2	SALMII96	SALIII97	AJOH0049
			Sample ID	8233_19960626	95268233	95268235	8235_19960626	SALIII975B2_97218295	6080413_20060224
			Sample Date	06/26/1996	06/26/1995	06/26/1995	06/26/1996	05/20/1997	02/24/2006
			Depth	0 - 0.1 m			0 - 0.1 m	0 - 0.2438 m	0 - 2 cm
	SMS_Fresh_SCO_SCUMII	SMS_Fresh_CSL_SCUMII							
n-Nitrosodi-n-propylamine				180 U	180 U	200 U	200 U	284 U	25 U
n-Nitrosodiphenylamine				180 U	180 U	200 U	200 U	142 U	51 UJ
Pentachlorophenol	1200	1200		910 U	910 U	1000 U	1000 U	**626 J**	51 U
Phenanthrene				--	**1900**	**2200**	--	--	**9790**
Phenol	120	210		182 UJ	182 UJ	200 UJ	200 UJ	**50 J**	480 UJ
Pyrene				--	**4700**	**2600**	--	--	**12600**
Pyridine				910 U	910 U	1000 U	1000 U	711 U	--
Total PAH (SMS Freshwater 2013) (U = 0)	17000	30000		--	**29000 J**	**20000 J**	--	--	**69000**
Polycyclic Aromatic Hydrocarbons (µg/kg)									
1-Methylnaphthalene				--	--	--	--	**93 J**	--
2-Methylnaphthalene				**350**	--	--	**310**	**180**	--
Acenaphthene				**560**	--	--	**320**	**156**	--
Acenaphthylene				**270**	--	--	**330**	**148**	--
Anthracene				**760**	--	--	**660**	**320**	--
Benzo(a)anthracene				**1700**	--	--	**830**	**523**	--
Benzo(a)pyrene				**2300**	--	--	**1500**	**783**	--
Benzo(b)fluoranthene				**3200**	--	--	**2000**	**1040**	--
Benzo(g,h,i)perylene				**1600**	--	--	**1300**	**791**	--
Benzo(k)fluoranthene				**1100**	--	--	**750**	**336**	--
Carbazole	900	1100		**170 J**	--	--	**120 J**	**71 J**	--
Chrysene				**1700**	--	--	**1200**	**755**	--
Dibenzo(a,h)anthracene				**350 J**	--	--	**250 J**	**216 J**	--
Dibenzofuran	200	680		**480**	--	--	**370**	**138 J**	--
Fluoranthene				**6000**	--	--	**3000**	**1640**	--
Fluorene				**560**	--	--	**540**	**185**	--
Indeno(1,2,3-c,d)pyrene				**1600**	--	--	**1200**	**773**	--
Naphthalene				**810**	--	--	**1000**	**501**	--
Phenanthrene				**1900**	--	--	**2200**	**778**	--
Pyrene				**4700**	--	--	**2600**	**1590**	--
Retene				**580**	**580**	**1200**	**1200**	**564**	**4910**
Total cPAH TEQ (7 minimum CAEPA 2005) (U = 0)				**3100 J**	--	--	**2000 J**	**1080 J**	--
Total PAH (SMS Freshwater 2013) (U = 0)	17000	30000		**29000 J**	--	--	**20000 J**	**11000 J**	--

Table C-14
Sediment Data for Ballard Siphon Overflow

			Distance to CSO (ft)	555	556	582	588	700	772
			Location ID	SALMII962A	SBAY2A	SBAY2C	SALMII962C	SALIII975B2	SEAVIEW2
			Area	LWShipCnlLakeUPortB	LWShipCnlLakeUPortB	LWShipCnlLakeUPortB	LWShipCnlLakeUPortB	LWShipCnlLakeUPortB	LWShipCnlLakeUPortB
			CSO	Ballard Siphon	Ballard Siphon	Ballard Siphon	Ballard Siphon	Ballard Siphon	Ballard Siphon
			Task	SALMII96	SBAYPH2	SBAYPH2	SALMII96	SALIII97	AJOH0049
			Sample ID	8233_19960626	95268233	95268235	8235_19960626	SALIII975B2_97218295	6080413_20060224
			Sample Date	06/26/1996	06/26/1995	06/26/1995	06/26/1996	05/20/1997	02/24/2006
			Depth	0 - 0.1 m			0 - 0.1 m	0 - 0.2438 m	0 - 2 cm
	SMS_Fresh_SCO_SCUMII	SMS_Fresh_CSL_SCUMII							
PCB Aroclors (µg/kg)									
Aroclor 1016				91 U	91 U	100 U	100 U	--	25 UJ
Aroclor 1221				91 U	91 U	100 U	100 U	--	25 UJ
Aroclor 1232				91 U	91 U	100 U	100 U	--	25 UJ
Aroclor 1242				91 U	91 U	100 U	100 U	--	25 UJ
Aroclor 1248				91 U	91 U	100 U	100 U	--	37 UJ
Aroclor 1254				**200**	**200**	**140**	**140**	--	**70**
Aroclor 1260				**190 J**	**190 J**	100 U	100 U	--	**37 J**
Aroclor 1262				--	--	--	--	--	12 U
Aroclor 1268				--	--	--	--	--	12 U
Total PCB Aroclors (SMS Freshwater 2013) (U = 0)	110	2500		**390 J**	**390 J**	**140**	**140**	--	**110 J**
Polybrominated diphenyl ethers (ng/kg)									
PBDE-015				--	--	--	--	--	--
Pharmaceuticals and Personal Care Products (µg/kg)									
Caffeine				180 U	180 U	200 U	200 U	142 U	25 U

Table C-14
Sediment Data for Ballard Siphon Overflow

			Distance to CSO (ft)	892	893	978	978	1113	1113
			Location ID	SALIII972C2	SBAY2C2	MARCO90W-3	MARCO90W-3	SALIII973C3	SBAY3C3
			Area	LWShipCnlLakeUPortB	LWShipCnlLakeUPortB	LWShipCnlLakeUPortB	LWShipCnlLakeUPortB	LWShipCnlLakeUPortB	LWShipCnlLakeUPortB
			CSO	Ballard Siphon	Ballard Siphon	Ballard Siphon	Ballard Siphon	Ballard Siphon	Ballard Siphon
			Task	SALIII97	SBAYPH3	MARCO90	MARCO90	SALIII97	SBAYPH3
			Sample ID	SALIII972C2_97218283	SBAY2C2_97218283	COMP1_19900403	W-3_19900403	SALIII973C3_97218287	SBAY3C3_97218287
			Sample Date	05/20/1997	05/20/1997	04/03/1990	04/03/1990	05/20/1997	05/20/1997
			Depth	0 - 0.2438 m		0 - 0.05 m	0 - 0.05 m	0 - 0.2438 m	
	SMS_Fresh_SCO_SCUMII	SMS_Fresh_CSL_SCUMII							
Conventional Parameters (pct)									
Total organic carbon			**7.9**	--	**1.46**	**1.27**	**6.3**	--
Total solids			--	**25.9**	--	--	--	**24.4**
Grain Size (pct)									
Gravel			**6**	--	--	--	--	--
Sand			**37**	--	--	--	**15**	--
Silt			**44**	--	--	--	**77**	--
Clay			**13**	--	--	--	**8**	--
Metals (mg/kg)									
Antimony			--	--	--	0.5 U	--	--
Arsenic	14	120	**17**	--	--	**40.9**	**31**	--
Beryllium			--	--	--	0.5 U	--	--
Cadmium	2.1	5.4	**1.4**	--	--	**1.2**	**1.4**	--
Chromium	72	88	**100**	--	--	**25.9**	**67**	--
Copper	400	1200	**510**	--	--	**287**	**630**	--
Lead	360	1300	**180**	--	--	**70.3**	**190**	--
Mercury	0.66	0.8	**0.84**	--	--	**0.71**	**0.99**	--
Nickel	26	110	**77**	--	--	**15.9**	**49**	--
Selenium	11	20	--	--	--	1 U	--	--
Silver	0.57	1.7	--	--	--	0.5 U	--	--
Thallium			--	--	--	1 U	--	--
Zinc	3200	4200	**410**	--	--	**502**	**570**	--
Organometallic Compounds (µg/kg)									
Dibutyltin dichloride			**202**	--	--	--	**663**	--
Monobutyltin trichloride			**636**	--	--	--	**608**	--
Tetrabutyltin	97	97	**30 J**	--	--	--	**68**	--
Tributyltin chloride			**2470**	--	--	--	**7460**	--
Volatile Organics (µg/kg)									
1,1,1-Trichloroethane			--	--	5 U	--	--	--
1,1,2,2-Tetrachloroethane			--	--	5 U	--	--	--
1,1,2-Trichloroethane			--	--	5 U	--	--	--
1,1-Dichloroethane			--	--	5 U	--	--	--
1,1-Dichloroethene			--	--	5 U	--	--	--

Table C-14
Sediment Data for Ballard Siphon Overflow

		Distance to CSO (ft)	892	893	978	978	1113	1113
		Location ID	SALIII972C2	SBAY2C2	MARCO90W-3	MARCO90W-3	SALIII973C3	SBAY3C3
		Area	LWShipCnlLakeUPortB	LWShipCnlLakeUPortB	LWShipCnlLakeUPortB	LWShipCnlLakeUPortB	LWShipCnlLakeUPortB	LWShipCnlLakeUPortB
		CSO	Ballard Siphon	Ballard Siphon	Ballard Siphon	Ballard Siphon	Ballard Siphon	Ballard Siphon
		Task	SALIII97	SBAYPH3	MARCO90	MARCO90	SALIII97	SBAYPH3
		Sample ID	SALIII972C2_97218283	SBAY2C2_97218283	COMP1_19900403	W-3_19900403	SALIII973C3_97218287	SBAY3C3_97218287
		Sample Date	05/20/1997	05/20/1997	04/03/1990	04/03/1990	05/20/1997	05/20/1997
		Depth	0 - 0.2438 m		0 - 0.05 m	0 - 0.05 m	0 - 0.2438 m	
	SMS_Fresh_SCO_SCUMII	SMS_Fresh_CSL_SCUMII						
1,2-Dichloroethane			--	--	5 U	--	--	--
1,2-Dichloroethene			--	--	5 U	--	--	--
1,2-Dichloropropane			--	--	5 U	--	--	--
1,3-Dichloropropene, cis-			--	--	5 U	--	--	--
1,3-Dichloropropene, trans-			--	--	5 U	--	--	--
2-Hexanone (Methyl butyl ketone)			--	--	5 U	--	--	--
4-Methyl-2-pentanone (Methyl isobutyl ketone)			--	--	50 U	--	--	--
Acetone			--	--	100 U	--	--	--
Benzene			--	--	5 U	--	--	--
Bromodichloromethane			--	--	5 U	--	--	--
Bromoform (Tribromomethane)			--	--	5 U	--	--	--
Bromomethane (Methyl bromide)			--	--	10 U	--	--	--
Carbon disulfide			--	--	5 U	--	--	--
Carbon tetrachloride (Tetrachloromethane)			--	--	5 U	--	--	--
Chlorobenzene			--	--	5 U	--	--	--
Chloroethane			--	--	10 U	--	--	--
Chloroform			--	--	5 U	--	--	--
Chloromethane			--	--	10 U	--	--	--
Dibromochloromethane			--	--	5 U	--	--	--
Dichloromethane (Methylene chloride)			--	--	5 U	--	--	--
Ethylbenzene			--	--	5 U	--	--	--
Hexachlorobutadiene (Hexachloro-1,3-butadiene)			129 U	--	660 U	--	138 U	--
Methyl ethyl ketone (2-Butanone)			--	--	100 U	--	--	--
Styrene			--	--	5 U	--	--	--
Tetrachloroethene (PCE)			--	--	5 U	--	--	--
Toluene			--	--	5 U	--	--	--
Total xylene (reported, not calculated)			--	--	5 U	--	--	--
Trichloroethene (TCE)			--	--	5 U	--	--	--
Vinyl acetate			--	--	50 U	--	--	--
Vinyl chloride			--	--	10 U	--	--	--
Semivolatile Organics (µg/kg)								
1,2,4-Trichlorobenzene			129 U	--	660 U	--	138 U	--
1,2-Dichlorobenzene			129 U	--	660 U	--	277 U	--

Table C-14
Sediment Data for Ballard Siphon Overflow

		Distance to CSO (ft)	892	893	978	978	1113	1113
		Location ID	SALIII972C2	SBAY2C2	MARCO90W-3	MARCO90W-3	SALIII973C3	SBAY3C3
		Area	LWShipCnlLakeUPortB	LWShipCnlLakeUPortB	LWShipCnlLakeUPortB	LWShipCnlLakeUPortB	LWShipCnlLakeUPortB	LWShipCnlLakeUPortB
		CSO	Ballard Siphon	Ballard Siphon	Ballard Siphon	Ballard Siphon	Ballard Siphon	Ballard Siphon
		Task	SALIII97	SBAYPH3	MARCO90	MARCO90	SALIII97	SBAYPH3
		Sample ID	SALIII972C2_97218283	SBAY2C2_97218283	COMP1_19900403	W-3_19900403	SALIII973C3_97218287	SBAY3C3_97218287
		Sample Date	05/20/1997	05/20/1997	04/03/1990	04/03/1990	05/20/1997	05/20/1997
		Depth	0 - 0.2438 m		0 - 0.05 m	0 - 0.05 m	0 - 0.2438 m	
	SMS_Fresh_SCO_SCUMII	SMS_Fresh_CSL_SCUMII						
1,2-Diphenylhydrazine			129 U	--	--	--	138 U	--
1,3-Dichlorobenzene			129 U	--	660 U	--	138 U	--
1,4-Dichlorobenzene			**91 J**	--	660 U	--	277 U	--
1-Methylnaphthalene			--	--	--	--	--	--
2,2'-Oxybis (1-chloropropane)			257 U	--	--	--	277 U	--
2,2'-Oxybis (2-chloropropane)			--	--	660 U	--	--	--
2,4,5-Trichlorophenol			257 U	--	660 U	--	277 U	--
2,4,6-Trichlorophenol			257 U	--	660 U	--	277 U	--
2,4-Dichlorophenol			129 U	--	660 U	--	138 U	--
2,4-Dimethylphenol			129 U	--	660 U	--	138 U	--
2,4-Dinitrophenol			1290 UJ	--	3300 U	--	1380 UJ	--
2,4-Dinitrotoluene			1290 U	--	660 U	--	1380 U	--
2,6-Dinitrotoluene			644 U	--	660 U	--	692 U	--
2-Chloronaphthalene			129 U	--	660 U	--	138 U	--
2-Chlorophenol			129 U	--	660 U	--	138 U	--
2-Methylnaphthalene			--	--	--	--	--	--
2-Methylphenol (o-Cresol)			257 U	--	660 U	--	**93 J**	--
2-Nitroaniline			644 U	--	1300 U	--	692 U	--
2-Nitrophenol			644 U	--	660 U	--	692 U	--
3,3'-Dichlorobenzidine			257 U	--	1300 U	--	277 U	--
3-Nitroaniline			644 U	--	3300 U	--	692 U	--
4-Bromophenyl-phenyl ether			129 U	--	--	--	138 U	--
4-Chloro-3-methylphenol			257 U	--	1300 U	--	277 U	--
4-Chloroaniline			644 U	--	1300 U	--	692 U	--
4-Chlorophenyl phenyl ether			129 U	--	660 U	--	138 U	--
4-Methylphenol (p-Cresol)	260	2000	**699**	--	660 U	--	**239 J**	--
4-Nitroaniline			257 U	--	3300 U	--	277 U	--
4-Nitrophenol			644 U	--	3300 U	--	692 U	--
Acenaphthene			--	--	--	--	--	--
Acenaphthylene			--	--	--	--	--	--
Aniline			644 U	--	--	--	692 U	--
Anthracene			--	--	--	--	--	--
Benzidine			257 U	--	--	--	277 U	--

Table C-14
Sediment Data for Ballard Siphon Overflow

		Distance to CSO (ft)	892	893	978	978	1113	1113
		Location ID	SALIII972C2	SBAY2C2	MARCO90W-3	MARCO90W-3	SALIII973C3	SBAY3C3
		Area	LWShipCnlLakeUPortB	LWShipCnlLakeUPortB	LWShipCnlLakeUPortB	LWShipCnlLakeUPortB	LWShipCnlLakeUPortB	LWShipCnlLakeUPortB
		CSO	Ballard Siphon	Ballard Siphon	Ballard Siphon	Ballard Siphon	Ballard Siphon	Ballard Siphon
		Task	SALIII97	SBAYPH3	MARCO90	MARCO90	SALIII97	SBAYPH3
		Sample ID	SALIII972C2_97218283	SBAY2C2_97218283	COMP1_19900403	W-3_19900403	SALIII973C3_97218287	SBAY3C3_97218287
		Sample Date	05/20/1997	05/20/1997	04/03/1990	04/03/1990	05/20/1997	05/20/1997
		Depth	0 - 0.2438 m		0 - 0.05 m	0 - 0.05 m	0 - 0.2438 m	
	SMS_Fresh_SCO_SCUMII	SMS_Fresh_CSL_SCUMII						
Benzo(a)anthracene			--	--	--	--	--	--
Benzo(a)pyrene			--	--	--	--	--	--
Benzo(b)fluoranthene			--	--	--	--	--	--
Benzo(b,j,k)fluoranthenes			--	--	--	--	--	--
Benzo(g,h,i)perylene			--	--	--	--	--	--
Benzo(k)fluoranthene			--	--	--	--	--	--
Benzoic acid	2900	3800	**2840 J**	--	3300 U	--	2770 UJ	--
Benzyl alcohol			129 U	--	1300 U	--	**86 J**	--
bis(2-Chloroethoxy)methane			129 U	--	660 U	--	138 U	--
bis(2-Chloroethyl)ether			129 U	--	660 U	--	138 U	--
bis(2-Ethylhexyl)phthalate	500	22000	**2800**	--	660 U	--	**2520**	--
Butylbenzyl phthalate			**198 J**	--	660 U	--	**222 J**	--
Carbazole	900	1100	--	--	--	--	--	--
Chrysene			--	--	--	--	--	--
Coprostanol (Cholestan-3-ol (3B, 5B))			1290 U	--	--	--	**2310**	--
Dibenzo(a,h)anthracene			--	--	--	--	--	--
Dibenzofuran	200	680	--	--	--	--	--	--
Diethyl phthalate			129 U	--	660 U	--	**179**	--
Dimethyl phthalate			**362**	--	660 U	--	**172**	--
Di-n-butyl phthalate	380	1000	257 U	--	660 U	--	**1740**	--
Dinitro-o-cresol (4,6-Dinitro-2-methylphenol)			1290 U	--	3300 U	--	1380 U	--
Di-n-octyl phthalate	39	1100	644 U	--	660 U	--	692 U	--
Fluoranthene			--	--	--	--	--	--
Fluorene			--	--	--	--	--	--
Hexachlorobenzene			129 U	--	660 U	--	138 U	--
Hexachlorobutadiene (Hexachloro-1,3-butadiene)			--	--	--	--	--	--
Hexachlorocyclopentadiene			644 UJ	--	660 U	--	692 UJ	--
Hexachloroethane			257 U	--	660 U	--	277 U	--
Indeno(1,2,3-c,d)pyrene			--	--	--	--	--	--
Isophorone			129 U	--	660 U	--	138 U	--
Naphthalene			--	--	--	--	--	--
Nitrobenzene			644 U	--	660 U	--	692 U	--
n-Nitrosodimethylamine			644 U	--	--	--	692 U	--

Table C-14
Sediment Data for Ballard Siphon Overflow

			Distance to CSO (ft)	892	893	978	978	1113	1113
			Location ID	SALIII972C2	SBAY2C2	MARCO90W-3	MARCO90W-3	SALIII973C3	SBAY3C3
			Area	LWShipCnlLakeUPortB	LWShipCnlLakeUPortB	LWShipCnlLakeUPortB	LWShipCnlLakeUPortB	LWShipCnlLakeUPortB	LWShipCnlLakeUPortB
			CSO	Ballard Siphon	Ballard Siphon	Ballard Siphon	Ballard Siphon	Ballard Siphon	Ballard Siphon
			Task	SALIII97	SBAYPH3	MARCO90	MARCO90	SALIII97	SBAYPH3
			Sample ID	SALIII972C2_97218283	SBAY2C2_97218283	COMP1_19900403	W-3_19900403	SALIII973C3_97218287	SBAY3C3_97218287
			Sample Date	05/20/1997	05/20/1997	04/03/1990	04/03/1990	05/20/1997	05/20/1997
			Depth	0 - 0.2438 m		0 - 0.05 m	0 - 0.05 m	0 - 0.2438 m	
	SMS_Fresh_SCO_SCUMII	SMS_Fresh_CSL_SCUMII							
n-Nitrosodi-n-propylamine				257 U	--	660 U	--	277 U	--
n-Nitrosodiphenylamine				129 U	--	660 U	--	138 U	--
Pentachlorophenol	1200	1200		**472 J**	--	3300 U	--	692 U	--
Phenanthrene				--	--	--	--	--	--
Phenol	120	210		**187**	--	660 U	--	**121 J**	--
Pyrene				--	--	--	--	--	--
Pyridine				644 UJ	--	--	--	692 UJ	--
Total PAH (SMS Freshwater 2013) (U = 0)	17000	30000		--	--	--	--	--	--
Polycyclic Aromatic Hydrocarbons (µg/kg)									
1-Methylnaphthalene				**1220**	--	--	--	**96 J**	--
2-Methylnaphthalene				**2310**	--	660 U	--	**170**	--
Acenaphthene				**2460**	--	660 U	--	**252**	--
Acenaphthylene				**642**	--	660 U	--	**171**	--
Anthracene				**2920**	--	660 U	--	**552**	--
Benzo(a)anthracene				**3750**	--	660 U	--	**1220**	--
Benzo(a)pyrene				**2750**	--	660 U	--	**1420**	--
Benzo(b)fluoranthene				**4950**	--	--	--	**1870**	--
Benzo(g,h,i)perylene				**1720**	--	660 U	--	**1150**	--
Benzo(k)fluoranthene				**1640**	--	--	--	**581**	--
Carbazole	900	1100		**825**	--	--	--	**172**	--
Chrysene				**5880**	--	660 U	--	**1540**	--
Dibenzo(a,h)anthracene				**437**	--	660 U	--	**292**	--
Dibenzofuran	200	680		**2260**	--	660 U	--	**180**	--
Fluoranthene				**24200 J**	--	660 U	--	**3140**	--
Fluorene				**3400**	--	660 U	--	**270**	--
Indeno(1,2,3-c,d)pyrene				**1750**	--	660 U	--	**1160**	--
Naphthalene				**4890**	--	660 U	--	**424**	--
Phenanthrene				**14200**	--	660 U	--	**1480**	--
Pyrene				**15900**	--	660 U	--	**2710**	--
Retene				**4230**	--	--	--	**782**	--
Total cPAH TEQ (7 minimum CAEPA 2005) (U = 0)				**4060**	--	660 U	--	**1950**	--
Total PAH (SMS Freshwater 2013) (U = 0)	17000	30000		**95000 J**	--	660 U	--	**18000 J**	--

Table C-14
Sediment Data for Ballard Siphon Overflow

			Distance to CSO (ft)	892	893	978	978	1113	1113
			Location ID	SALIII972C2	SBAY2C2	MARCO90W-3	MARCO90W-3	SALIII973C3	SBAY3C3
			Area	LWShipCnlLakeUPortB	LWShipCnlLakeUPortB	LWShipCnlLakeUPortB	LWShipCnlLakeUPortB	LWShipCnlLakeUPortB	LWShipCnlLakeUPortB
			CSO	Ballard Siphon	Ballard Siphon	Ballard Siphon	Ballard Siphon	Ballard Siphon	Ballard Siphon
			Task	SALIII97	SBAYPH3	MARCO90	MARCO90	SALIII97	SBAYPH3
			Sample ID	SALIII972C2_97218283	SBAY2C2_97218283	COMP1_19900403	W-3_19900403	SALIII973C3_97218287	SBAY3C3_97218287
			Sample Date	05/20/1997	05/20/1997	04/03/1990	04/03/1990	05/20/1997	05/20/1997
			Depth	0 - 0.2438 m		0 - 0.05 m	0 - 0.05 m	0 - 0.2438 m	
	SMS_Fresh_SCO_SCUMII	SMS_Fresh_CSL_SCUMII							
PCB Aroclors (µg/kg)									
Aroclor 1016			--	--	--	--	--	--	--
Aroclor 1221			--	--	--	--	--	--	--
Aroclor 1232			--	--	--	--	--	--	--
Aroclor 1242			--	--	--	--	--	--	--
Aroclor 1248			--	--	--	--	--	--	--
Aroclor 1254			--	--	--	--	--	--	--
Aroclor 1260			--	--	--	--	--	--	--
Aroclor 1262			--	--	--	--	--	--	--
Aroclor 1268			--	--	--	--	--	--	--
Total PCB Aroclors (SMS Freshwater 2013) (U = 0)	110	2500	--	--	--	--	--	--	--
Polybrominated diphenyl ethers (ng/kg)									
PBDE-015			--	--	660000 U	--	--	--	--
Pharmaceuticals and Personal Care Products (µg/kg)									
Caffeine			129 U	--	--	--	138 U	--	--

Table C-14
Sediment Data for Ballard Siphon Overflow

		Distance to CSO (ft)	1155	1199	1201	1201	1202	1245
		Location ID	SALMII963C	SBAY3C	SALIII973C2	SBAY3C2	SALMII961C	SBAY1C
		Area	LWShipCnlLakeUPortB	LWShipCnlLakeUPortB	LWShipCnlLakeUPortB	LWShipCnlLakeUPortB	LWShipCnlLakeUPortB	LWShipCnlLakeUPortB
		CSO	Ballard Siphon	Ballard Siphon	Ballard Siphon	Ballard Siphon	Ballard Siphon	Ballard Siphon
		Task	SALMII96	SBAYPH2	SALIII97	SBAYPH3	SALMII96	SBAYPH2
		Sample ID	8238_19960626	95268238	SALIII973C2_97218286	SBAY3C2_97218286	8232_19960626	95268232
		Sample Date	06/26/1996	06/26/1995	05/20/1997	05/20/1997	06/26/1996	06/26/1995
		Depth	0 - 0.1 m		0 - 0.2438 m		0 - 0.1 m	
	SMS_Fresh_SCO_SCUMII	SMS_Fresh_CSL_SCUMII						
Conventional Parameters (pct)								
Total organic carbon			--	5.4	6.1	--	--	5.8
Total solids			26.5	26.5	--	24.3	23	23
Grain Size (pct)								
Gravel			--	0	--	--	--	0
Sand			17	17	16	--	24	24
Silt			75	75	76	--	61	61
Clay			8	8	8	--	15	15
Metals (mg/kg)								
Antimony			--	--	--	--	--	--
Arsenic	14	120	32	31.9	29	--	28	27.9
Beryllium			--	--	--	--	--	--
Cadmium	2.1	5.4	0.69 J	0.69 J	1.3	--	1.2 J	1.2 J
Chromium	72	88	68	68.3	64	--	101	101
Copper	400	1200	539	539	860	--	629	629
Lead	360	1300	193	193	200	--	208	208
Mercury	0.66	0.8	1 J	1 J	1	--	1.1 J	1.1 J
Nickel	26	110	52	52.1	48	--	80	80
Selenium	11	20	--	--	--	--	--	--
Silver	0.57	1.7	--	--	--	--	--	--
Thallium			--	--	--	--	--	--
Zinc	3200	4200	462	462	490	--	492	492
Organometallic Compounds (µg/kg)								
Dibutyltin dichloride			283	283	393	--	163	163
Monobutyltin trichloride			32	32	840	--	26	26
Tetrabutyltin	97	97	32	32	59 J	--	22	22
Tributyltin chloride			1390	1390	4030	--	516	516
Volatile Organics (µg/kg)								
1,1,1-Trichloroethane			--	--	--	--	--	--
1,1,2,2-Tetrachloroethane			--	--	--	--	--	--
1,1,2-Trichloroethane			--	--	--	--	--	--
1,1-Dichloroethane			--	--	--	--	--	--
1,1-Dichloroethene			--	--	--	--	--	--

Table C-14
Sediment Data for Ballard Siphon Overflow

			Distance to CSO (ft)	1155	1199	1201	1201	1202	1245
			Location ID	SALMII963C	SBAY3C	SALIII973C2	SBAY3C2	SALMII961C	SBAY1C
			Area	LWShipCnlLakeUPortB	LWShipCnlLakeUPortB	LWShipCnlLakeUPortB	LWShipCnlLakeUPortB	LWShipCnlLakeUPortB	LWShipCnlLakeUPortB
			CSO	Ballard Siphon	Ballard Siphon	Ballard Siphon	Ballard Siphon	Ballard Siphon	Ballard Siphon
			Task	SALMII96	SBAYPH2	SALIII97	SBAYPH3	SALMII96	SBAYPH2
			Sample ID	8238_19960626	95268238	SALIII973C2_97218286	SBAY3C2_97218286	8232_19960626	95268232
			Sample Date	06/26/1996	06/26/1995	05/20/1997	05/20/1997	06/26/1996	06/26/1995
			Depth	0 - 0.1 m		0 - 0.2438 m		0 - 0.1 m	
	SMS_Fresh_SCO_SCUMII	SMS_Fresh_CSL_SCUMII							
1,2-Dichloroethane				--	--	--	--	--	--
1,2-Dichloroethene				--	--	--	--	--	--
1,2-Dichloropropane				--	--	--	--	--	--
1,3-Dichloropropene, cis-				--	--	--	--	--	--
1,3-Dichloropropene, trans-				--	--	--	--	--	--
2-Hexanone (Methyl butyl ketone)				--	--	--	--	--	--
4-Methyl-2-pentanone (Methyl isobutyl ketone)				--	--	--	--	--	--
Acetone				--	--	--	--	--	--
Benzene				--	--	--	--	--	--
Bromodichloromethane				--	--	--	--	--	--
Bromoform (Tribromomethane)				--	--	--	--	--	--
Bromomethane (Methyl bromide)				--	--	--	--	--	--
Carbon disulfide				--	--	--	--	--	--
Carbon tetrachloride (Tetrachloromethane)				--	--	--	--	--	--
Chlorobenzene				--	--	--	--	--	--
Chloroethane				--	--	--	--	--	--
Chloroform				--	--	--	--	--	--
Chloromethane				--	--	--	--	--	--
Dibromochloromethane				--	--	--	--	--	--
Dichloromethane (Methylene chloride)				--	--	--	--	--	--
Ethylbenzene				--	--	--	--	--	--
Hexachlorobutadiene (Hexachloro-1,3-butadiene)				220 U	--	134 U	--	240 U	--
Methyl ethyl ketone (2-Butanone)				--	--	--	--	--	--
Styrene				--	--	--	--	--	--
Tetrachloroethene (PCE)				--	--	--	--	--	--
Toluene				--	--	--	--	--	--
Total xylene (reported, not calculated)				--	--	--	--	--	--
Trichloroethene (TCE)				--	--	--	--	--	--
Vinyl acetate				--	--	--	--	--	--
Vinyl chloride				--	--	--	--	--	--
Semivolatile Organics (µg/kg)									
1,2,4-Trichlorobenzene				220 U	220 U	134 U	--	240 U	240 U
1,2-Dichlorobenzene				220 U	220 U	269 U	--	240 U	240 U

Table C-14
Sediment Data for Ballard Siphon Overflow

			Distance to CSO (ft)	1155	1199	1201	1201	1202	1245
			Location ID	SALMII963C	SBAY3C	SALIII973C2	SBAY3C2	SALMII961C	SBAY1C
			Area	LWShipCnlLakeUPortB	LWShipCnlLakeUPortB	LWShipCnlLakeUPortB	LWShipCnlLakeUPortB	LWShipCnlLakeUPortB	LWShipCnlLakeUPortB
			CSO	Ballard Siphon	Ballard Siphon	Ballard Siphon	Ballard Siphon	Ballard Siphon	Ballard Siphon
			Task	SALMII96	SBAYPH2	SALIII97	SBAYPH3	SALMII96	SBAYPH2
			Sample ID	8238_19960626	95268238	SALIII973C2_97218286	SBAY3C2_97218286	8232_19960626	95268232
			Sample Date	06/26/1996	06/26/1995	05/20/1997	05/20/1997	06/26/1996	06/26/1995
			Depth	0 - 0.1 m		0 - 0.2438 m		0 - 0.1 m	
	SMS_Fresh_SCO_SCUMII	SMS_Fresh_CSL_SCUMII							
1,2-Diphenylhydrazine				220 U	220 U	134 U	--	240 U	240 U
1,3-Dichlorobenzene				220 U	220 U	134 U	--	240 U	240 U
1,4-Dichlorobenzene				220 U	220 U	269 U	--	**16 J**	**16 J**
1-Methylnaphthalene				--	--	--	--	--	--
2,2'-Oxybis (1-chloropropane)				220 U	--	269 U	--	240 U	--
2,2'-Oxybis (2-chloropropane)				--	220 U	--	--	--	240 U
2,4,5-Trichlorophenol				220 U	220 U	269 U	--	240 U	240 U
2,4,6-Trichlorophenol				440 U	440 U	269 U	--	480 U	480 U
2,4-Dichlorophenol				220 U	220 U	134 U	--	240 U	240 U
2,4-Dimethylphenol				220 U	220 U	134 U	--	240 U	240 U
2,4-Dinitrophenol				8800 UJ	8800 UJ	1340 UJ	--	9600 UJ	9600 UJ
2,4-Dinitrotoluene				1100 U	1100 U	1340 U	--	1200 U	1200 U
2,6-Dinitrotoluene				1100 U	1100 U	672 U	--	1200 U	1200 U
2-Chloronaphthalene				220 U	220 U	134 U	--	240 U	240 U
2-Chlorophenol				220 U	220 U	134 U	--	240 U	240 U
2-Methylnaphthalene				--	**170 J**	--	--	--	**260**
2-Methylphenol (o-Cresol)				220 U	220 U	**83 J**	--	240 U	240 U
2-Nitroaniline				440 U	440 U	672 U	--	480 U	480 U
2-Nitrophenol				220 U	220 U	672 U	--	240 U	240 U
3,3'-Dichlorobenzidine				440 U	440 U	269 U	--	480 U	480 U
3-Nitroaniline				1100 U	1100 U	672 U	--	1200 U	1200 U
4-Bromophenyl-phenyl ether				220 U	220 U	134 U	--	240 U	240 U
4-Chloro-3-methylphenol				220 U	220 U	269 U	--	240 U	240 U
4-Chloroaniline				220 U	220 U	672 U	--	240 U	240 U
4-Chlorophenyl phenyl ether				220 U	220 U	134 U	--	240 U	240 U
4-Methylphenol (p-Cresol)	260	2000		**200 J**	**200 J**	**189 J**	--	**340**	**340**
4-Nitroaniline				1100 U	1100 U	269 U	--	1200 U	1200 U
4-Nitrophenol				1100 U	1100 U	672 U	--	1200 U	1200 U
Acenaphthene				--	**220 J**	--	--	--	**280**
Acenaphthylene				--	**240**	--	--	--	**320**
Aniline				220 U	220 U	672 U	--	240 U	240 U
Anthracene				--	**600**	--	--	--	**650**
Benzidine				440 UJ	440 UJ	269 U	--	480 UJ	480 UJ

Table C-14
Sediment Data for Ballard Siphon Overflow

		Distance to CSO (ft)	1155	1199	1201	1201	1202	1245
		Location ID	SALMII963C	SBAY3C	SALIII973C2	SBAY3C2	SALMII961C	SBAY1C
		Area	LWShipCnlLakeUPortB	LWShipCnlLakeUPortB	LWShipCnlLakeUPortB	LWShipCnlLakeUPortB	LWShipCnlLakeUPortB	LWShipCnlLakeUPortB
		CSO	Ballard Siphon	Ballard Siphon	Ballard Siphon	Ballard Siphon	Ballard Siphon	Ballard Siphon
		Task	SALMII96	SBAYPH2	SALIII97	SBAYPH3	SALMII96	SBAYPH2
		Sample ID	8238_19960626	95268238	SALIII973C2_97218286	SBAY3C2_97218286	8232_19960626	95268232
		Sample Date	06/26/1996	06/26/1995	05/20/1997	05/20/1997	06/26/1996	06/26/1995
		Depth	0 - 0.1 m		0 - 0.2438 m		0 - 0.1 m	
	SMS_Fresh_SCO_SCUMII	SMS_Fresh_CSL_SCUMII						
Benzo(a)anthracene			--	**1300**	--	--	--	**1300**
Benzo(a)pyrene			--	**2300**	--	--	--	**2700**
Benzo(b)fluoranthene			--	**3400**	--	--	--	**3700**
Benzo(b,j,k)fluoranthenes			--	--	--	--	--	--
Benzo(g,h,i)perylene			--	**1900**	--	--	--	**2600**
Benzo(k)fluoranthene			--	**1100**	--	--	--	**1300**
Benzoic acid	2900	3800	1100 UJ	1100 UJ	**2790 J**	--	1200 UJ	1200 UJ
Benzyl alcohol			**420**	**420**	**70 J**	--	240 U	240 U
bis(2-Chloroethoxy)methane			220 U	220 U	134 U	--	240 U	240 U
bis(2-Chloroethyl)ether			220 U	220 U	134 U	--	240 U	240 U
bis(2-Ethylhexyl)phthalate	500	22000	**3200**	**3200**	**1970**	--	**5100**	**5100**
Butylbenzyl phthalate			1100 U	1100 U	**193 J**	--	**180 J**	**180 J**
Carbazole	900	1100	--	220 U	--	--	--	**180 J**
Chrysene			--	**1700**	--	--	--	**1900**
Coprostanol (Cholestan-3-ol (3B, 5B))			**6800 J**	**6800 J**	**1640**	--	**6000 J**	**6000 J**
Dibenzo(a,h)anthracene			--	**350 J**	--	--	--	**490 J**
Dibenzofuran	200	680	--	**220**	--	--	--	**280**
Diethyl phthalate			220 U	220 U	134 U	--	240 U	240 U
Dimethyl phthalate			**190 J**	**190 J**	**105 J**	--	**280**	**280**
Di-n-butyl phthalate	380	1000	220 U	220 U	269 UJ	--	240 U	240 U
Dinitro-o-cresol (4,6-Dinitro-2-methylphenol)			4400 U	4400 U	1340 U	--	4800 U	4800 U
Di-n-octyl phthalate	39	1100	1100 U	1100 U	672 U	--	1200 U	1200 U
Fluoranthene			--	**3200**	--	--	--	**3800**
Fluorene			--	**290**	--	--	--	**440**
Hexachlorobenzene			220 U	220 U	134 U	--	240 U	240 U
Hexachlorobutadiene (Hexachloro-1,3-butadiene)			--	220 U	--	--	--	240 U
Hexachlorocyclopentadiene			4400 UJ	4400 UJ	672 UJ	--	4800 UJ	4800 UJ
Hexachloroethane			220 U	220 U	269 U	--	240 U	240 U
Indeno(1,2,3-c,d)pyrene			--	**1800**	--	--	--	**2300**
Isophorone			220 U	220 U	134 U	--	240 U	240 U
Naphthalene			--	**510**	--	--	--	**740**
Nitrobenzene			220 U	220 U	672 U	--	240 U	240 U
n-Nitrosodimethylamine			1100 UJ	1100 UJ	672 U	--	1200 UJ	1200 UJ

Table C-14
Sediment Data for Ballard Siphon Overflow

			Distance to CSO (ft)	1155	1199	1201	1201	1202	1245
			Location ID	SALMII963C	SBAY3C	SALIII973C2	SBAY3C2	SALMII961C	SBAY1C
			Area	LWShipCnlLakeUPortB	LWShipCnlLakeUPortB	LWShipCnlLakeUPortB	LWShipCnlLakeUPortB	LWShipCnlLakeUPortB	LWShipCnlLakeUPortB
			CSO	Ballard Siphon	Ballard Siphon	Ballard Siphon	Ballard Siphon	Ballard Siphon	Ballard Siphon
			Task	SALMII96	SBAYPH2	SALIII97	SBAYPH3	SALMII96	SBAYPH2
			Sample ID	8238_19960626	95268238	SALIII973C2_97218286	SBAY3C2_97218286	8232_19960626	95268232
			Sample Date	06/26/1996	06/26/1995	05/20/1997	05/20/1997	06/26/1996	06/26/1995
			Depth	0 - 0.1 m		0 - 0.2438 m		0 - 0.1 m	
	SMS_Fresh_SCO_SCUMII	SMS_Fresh_CSL_SCUMII							
n-Nitrosodi-n-propylamine				220 U	220 U	269 U	--	240 U	240 U
n-Nitrosodiphenylamine				220 U	220 U	134 U	--	240 U	240 U
Pentachlorophenol	1200	1200		1100 U	1100 U	**457 J**	--	1200 U	1200 U
Phenanthrene				--	**1500**	--	--	--	**1800**
Phenol	120	210		219 UJ	219 UJ	**66 J**	--	240 UJ	240 UJ
Pyrene				--	**2800**	--	--	--	**3500**
Pyridine				1100 U	1100 U	672 UJ	--	1200 U	1200 U
Total PAH (SMS Freshwater 2013) (U = 0)	17000	30000		--	**23000 J**	--	--	--	**28000 J**
Polycyclic Aromatic Hydrocarbons (µg/kg)									
1-Methylnaphthalene				--	--	**81 J**	--	--	--
2-Methylnaphthalene				**170 J**	--	**172**	--	**260**	--
Acenaphthene				**220 J**	--	**172**	--	**280**	--
Acenaphthylene				**240**	--	**174**	--	**320**	--
Anthracene				**600**	--	**465**	--	**650**	--
Benzo(a)anthracene				**1300**	--	**1030**	--	**1300**	--
Benzo(a)pyrene				**2300**	--	**1180**	--	**2700**	--
Benzo(b)fluoranthene				**3400**	--	**1620**	--	**3700**	--
Benzo(g,h,i)perylene				**1900**	--	**944**	--	**2600**	--
Benzo(k)fluoranthene				**1100**	--	**475**	--	**1300**	--
Carbazole	900	1100		220 U	--	**128 J**	--	**180 J**	--
Chrysene				**1700**	--	**1340**	--	**1900**	--
Dibenzo(a,h)anthracene				**350 J**	--	**287**	--	**490 J**	--
Dibenzofuran	200	680		**220**	--	**168**	--	**280**	--
Fluoranthene				**3200**	--	**2690**	--	**3800**	--
Fluorene				**290**	--	**230**	--	**440**	--
Indeno(1,2,3-c,d)pyrene				**1800**	--	**993**	--	**2300**	--
Naphthalene				**510**	--	**427**	--	**740**	--
Phenanthrene				**1500**	--	**1100**	--	**1800**	--
Pyrene				**2800**	--	**2250**	--	**3500**	--
Retene				**720**	**720**	**726**	--	**9700**	**9700**
Total cPAH TEQ (7 minimum CAEPA 2005) (U = 0)				**3100 J**	--	**1630**	--	**3600 J**	--
Total PAH (SMS Freshwater 2013) (U = 0)	17000	30000		**23000 J**	--	**16000 J**	--	**28000 J**	--

Table C-14
Sediment Data for Ballard Siphon Overflow

		Distance to CSO (ft)	1155	1199	1201	1201	1202	1245
		Location ID	SALMII963C	SBAY3C	SALIII973C2	SBAY3C2	SALMII961C	SBAY1C
		Area	LWShipCnlLakeUPortB	LWShipCnlLakeUPortB	LWShipCnlLakeUPortB	LWShipCnlLakeUPortB	LWShipCnlLakeUPortB	LWShipCnlLakeUPortB
		CSO	Ballard Siphon	Ballard Siphon	Ballard Siphon	Ballard Siphon	Ballard Siphon	Ballard Siphon
		Task	SALMII96	SBAYPH2	SALIII97	SBAYPH3	SALMII96	SBAYPH2
		Sample ID	8238_19960626	95268238	SALIII973C2_97218286	SBAY3C2_97218286	8232_19960626	95268232
		Sample Date	06/26/1996	06/26/1995	05/20/1997	05/20/1997	06/26/1996	06/26/1995
		Depth	0 - 0.1 m		0 - 0.2438 m		0 - 0.1 m	
	SMS_Fresh_SCO_SCUMII	SMS_Fresh_CSL_SCUMII						
PCB Aroclors (µg/kg)								
Aroclor 1016			110 U	110 U	--	--	120 U	120 U
Aroclor 1221			110 U	110 U	--	--	120 U	120 U
Aroclor 1232			110 U	110 U	--	--	120 U	120 U
Aroclor 1242			110 U	110 U	--	--	120 U	120 U
Aroclor 1248			110 U	110 U	--	--	120 U	120 U
Aroclor 1254			**240**	**240**	--	--	**410 J**	**410 J**
Aroclor 1260			**180**	**180**	--	--	**450**	**450**
Aroclor 1262			--	--	--	--	--	--
Aroclor 1268			--	--	--	--	--	--
Total PCB Aroclors (SMS Freshwater 2013) (U = 0)	110	2500	**420**	**420**	--	--	**860 J**	**860 J**
Polybrominated diphenyl ethers (ng/kg)								
PBDE-015			--	--	--	--	--	--
Pharmaceuticals and Personal Care Products (µg/kg)								
Caffeine			220 U	220 U	134 U	--	240 U	240 U

Table C-14
Sediment Data for Ballard Siphon Overflow

		Distance to CSO (ft)	1252	1281
		Location ID	SALMII965B	SBAY5B
		Area	LWShipCnlLakeUPortB	LWShipCnlLakeUPortB
		CSO	Ballard Siphon	Ballard Siphon
		Task	SALMII96	SBAYPH2
		Sample ID	8246_19960626	95268246
		Sample Date	06/26/1996	06/26/1995
		Depth	0 - 0.1 m	
	SMS_Fresh_SCO_SCUMII	SMS_Fresh_CSL_SCUMII		
Conventional Parameters (pct)				
Total organic carbon			--	**0.1**
Total solids			**80.3**	**80.3**
Grain Size (pct)				
Gravel			**7**	**7**
Sand			**93**	**93**
Silt			--	**0**
Clay			--	**0**
Metals (mg/kg)				
Antimony			--	--
Arsenic	14	120	**1.6**	**1.6**
Beryllium			--	--
Cadmium	2.1	5.4	0.3 U	0.3 U
Chromium	72	88	**14 NJ**	**13.6 J**
Copper	400	1200	**7.7**	**7.73**
Lead	360	1300	**3.5 J**	**3.5 J**
Mercury	0.66	0.8	**0.01 J**	**0.01 J**
Nickel	26	110	**22**	**21.8**
Selenium	11	20	--	--
Silver	0.57	1.7	--	--
Thallium			--	--
Zinc	3200	4200	**27**	**27.3**
Organometallic Compounds (µg/kg)				
Dibutyltin dichloride			5.7 U	5.7 U
Monobutyltin trichloride			540 UJ	540 UJ
Tetrabutyltin	97	97	5.9 U	5.9 U
Tributyltin chloride			6.1 UJ	6.1 UJ
Volatile Organics (µg/kg)				
1,1,1-Trichloroethane			--	--
1,1,2,2-Tetrachloroethane			--	--
1,1,2-Trichloroethane			--	--
1,1-Dichloroethane			--	--
1,1-Dichloroethene			--	--

Table C-14
Sediment Data for Ballard Siphon Overflow

		Distance to CSO (ft)	1252	1281
		Location ID	SALMII965B	SBAY5B
		Area	LWShipCnlLakeUPortB	LWShipCnlLakeUPortB
		CSO	Ballard Siphon	Ballard Siphon
		Task	SALMII96	SBAYPH2
		Sample ID	8246_19960626	95268246
		Sample Date	06/26/1996	06/26/1995
		Depth	0 - 0.1 m	
	SMS_Fresh_SCO_SCUMII	SMS_Fresh_CSL_SCUMII		
1,2-Dichloroethane			--	--
1,2-Dichloroethene			--	--
1,2-Dichloropropane			--	--
1,3-Dichloropropene, cis-			--	--
1,3-Dichloropropene, trans-			--	--
2-Hexanone (Methyl butyl ketone)			--	--
4-Methyl-2-pentanone (Methyl isobutyl ketone)			--	--
Acetone			--	--
Benzene			--	--
Bromodichloromethane			--	--
Bromoform (Tribromomethane)			--	--
Bromomethane (Methyl bromide)			--	--
Carbon disulfide			--	--
Carbon tetrachloride (Tetrachloromethane)			--	--
Chlorobenzene			--	--
Chloroethane			--	--
Chloroform			--	--
Chloromethane			--	--
Dibromochloromethane			--	--
Dichloromethane (Methylene chloride)			--	--
Ethylbenzene			--	--
Hexachlorobutadiene (Hexachloro-1,3-butadiene)			97 U	--
Methyl ethyl ketone (2-Butanone)			--	--
Styrene			--	--
Tetrachloroethene (PCE)			--	--
Toluene			--	--
Total xylene (reported, not calculated)			--	--
Trichloroethene (TCE)			--	--
Vinyl acetate			--	--
Vinyl chloride			--	--
Semivolatile Organics (µg/kg)				
1,2,4-Trichlorobenzene			97 U	97 U
1,2-Dichlorobenzene			97 U	97 U

Table C-14
Sediment Data for Ballard Siphon Overflow

		Distance to CSO (ft)	1252	1281
		Location ID	SALMII965B	SBAY5B
		Area	LWShipCnlLakeUPortB	LWShipCnlLakeUPortB
		CSO	Ballard Siphon	Ballard Siphon
		Task	SALMII96	SBAYPH2
		Sample ID	8246_19960626	95268246
		Sample Date	06/26/1996	06/26/1995
		Depth	0 - 0.1 m	
	SMS_Fresh_SCO_SCUMII	SMS_Fresh_CSL_SCUMII		
1,2-Diphenylhydrazine			97 U	97 U
1,3-Dichlorobenzene			97 UJ	97 UJ
1,4-Dichlorobenzene			97 U	97 U
1-Methylnaphthalene			--	--
2,2'-Oxybis (1-chloropropane)			97 U	--
2,2'-Oxybis (2-chloropropane)			--	97 U
2,4,5-Trichlorophenol			97 U	97 U
2,4,6-Trichlorophenol			190 U	190 U
2,4-Dichlorophenol			97 U	97 U
2,4-Dimethylphenol			97 U	97 U
2,4-Dinitrophenol			3900 UJ	3900 UJ
2,4-Dinitrotoluene			490 U	490 U
2,6-Dinitrotoluene			490 U	490 U
2-Chloronaphthalene			97 U	97 U
2-Chlorophenol			97 U	97 U
2-Methylnaphthalene			--	97 U
2-Methylphenol (o-Cresol)			97 U	97 U
2-Nitroaniline			190 U	190 U
2-Nitrophenol			97 UJ	97 UJ
3,3'-Dichlorobenzidine			190 U	190 U
3-Nitroaniline			490 UJ	490 UJ
4-Bromophenyl-phenyl ether			97 U	97 U
4-Chloro-3-methylphenol			97 U	97 U
4-Chloroaniline			97 UJ	97 UJ
4-Chlorophenyl phenyl ether			97 U	97 U
4-Methylphenol (p-Cresol)	260	2000	97 U	97 U
4-Nitroaniline			490 U	490 U
4-Nitrophenol			490 U	490 U
Acenaphthene			--	97 U
Acenaphthylene			--	**9.6 J**
Aniline			97 U	97 U
Anthracene			--	**8.1 J**
Benzidine			190 UJ	190 UJ

Table C-14
Sediment Data for Ballard Siphon Overflow

		Distance to CSO (ft)	1252	1281
		Location ID	SALMII965B	SBAY5B
		Area	LWShipCnlLakeUPortB	LWShipCnlLakeUPortB
		CSO	Ballard Siphon	Ballard Siphon
		Task	SALMII96	SBAYPH2
		Sample ID	8246_19960626	95268246
		Sample Date	06/26/1996	06/26/1995
		Depth	0 - 0.1 m	
	SMS_Fresh_SCO_SCUMII	SMS_Fresh_CSL_SCUMII		
Benzo(a)anthracene			--	**97**
Benzo(a)pyrene			--	97 U
Benzo(b)fluoranthene			--	97 U
Benzo(b,j,k)fluoranthenes			--	--
Benzo(g,h,i)perylene			--	97 U
Benzo(k)fluoranthene			--	**97**
Benzoic acid	2900	3800	**26 J**	**26 J**
Benzyl alcohol			**24 J**	**24 J**
bis(2-Chloroethoxy)methane			97 U	97 U
bis(2-Chloroethyl)ether			97 U	97 U
bis(2-Ethylhexyl)phthalate	500	22000	97 UJ	97 UJ
Butylbenzyl phthalate			490 U	490 U
Carbazole	900	1100	--	97 U
Chrysene			--	97 U
Coprostanol (Cholestan-3-ol (3B, 5B))			1900 U	1900 U
Dibenzo(a,h)anthracene			--	97 U
Dibenzofuran	200	680	--	**6.8 J**
Diethyl phthalate			**96 J**	**96 J**
Dimethyl phthalate			97 U	97 U
Di-n-butyl phthalate	380	1000	97 U	97 U
Dinitro-o-cresol (4,6-Dinitro-2-methylphenol)			1900 U	1900 U
Di-n-octyl phthalate	39	1100	97 UJ	97 UJ
Fluoranthene			--	**25 J**
Fluorene			--	97 U
Hexachlorobenzene			97 U	97 U
Hexachlorobutadiene (Hexachloro-1,3-butadiene)			--	97 U
Hexachlorocyclopentadiene			--	--
Hexachloroethane			97 UJ	97 UJ
Indeno(1,2,3-c,d)pyrene			--	97 U
Isophorone			97 U	97 U
Naphthalene			--	97 U
Nitrobenzene			97 U	97 U
n-Nitrosodimethylamine			490 UJ	490 UJ

Table C-14
Sediment Data for Ballard Siphon Overflow

		Distance to CSO (ft)	1252	1281
		Location ID	SALMII965B	SBAY5B
		Area	LWShipCnlLakeUPortB	LWShipCnlLakeUPortB
		CSO	Ballard Siphon	Ballard Siphon
		Task	SALMII96	SBAYPH2
		Sample ID	8246_19960626	95268246
		Sample Date	06/26/1996	06/26/1995
		Depth	0 - 0.1 m	
	SMS_Fresh_SCO_SCUMII	SMS_Fresh_CSL_SCUMII		
n-Nitrosodi-n-propylamine			97 UJ	97 UJ
n-Nitrosodiphenylamine			97 U	97 U
Pentachlorophenol	1200	1200	490 U	490 U
Phenanthrene			--	**39 J**
Phenol	120	210	**37 J**	**37 J**
Pyrene			--	**25 J**
Pyridine			490 UJ	490 UJ
Total PAH (SMS Freshwater 2013) (U = 0)	17000	30000	--	**300 J**
Polycyclic Aromatic Hydrocarbons (µg/kg)				
1-Methylnaphthalene			--	--
2-Methylnaphthalene			97 U	--
Acenaphthene			97 U	--
Acenaphthylene			**9.6 J**	--
Anthracene			**8.1 J**	--
Benzo(a)anthracene			97 U	--
Benzo(a)pyrene			97 U	--
Benzo(b)fluoranthene			97 U	--
Benzo(g,h,i)perylene			97 U	--
Benzo(k)fluoranthene			97 U	--
Carbazole	900	1100	97 U	--
Chrysene			97 U	--
Dibenzo(a,h)anthracene			97 UJ	--
Dibenzofuran	200	680	**6.8 J**	--
Fluoranthene			**25 J**	--
Fluorene			97 U	--
Indeno(1,2,3-c,d)pyrene			97 UJ	--
Naphthalene			97 U	--
Phenanthrene			**39 J**	--
Pyrene			**25 J**	--
Retene			**22 J**	**22 J**
Total cPAH TEQ (7 minimum CAEPA 2005) (U = 0)			97 UJ	--
Total PAH (SMS Freshwater 2013) (U = 0)	17000	30000	**110 J**	--

Table C-14
Sediment Data for Ballard Siphon Overflow

		Distance to CSO (ft)	1252	1281
		Location ID	SALMII965B	SBAY5B
		Area	LWShipCnlLakeUPortB	LWShipCnlLakeUPortB
		CSO	Ballard Siphon	Ballard Siphon
		Task	SALMII96	SBAYPH2
		Sample ID	8246_19960626	95268246
		Sample Date	06/26/1996	06/26/1995
		Depth	0 - 0.1 m	
	SMS_Fresh_SCO_SCUMII	SMS_Fresh_CSL_SCUMII		
PCB Aroclors (µg/kg)				
Aroclor 1016			48 U	48 U
Aroclor 1221			48 U	48 U
Aroclor 1232			48 U	48 U
Aroclor 1242			48 U	48 U
Aroclor 1248			48 U	48 U
Aroclor 1254			48 U	48 U
Aroclor 1260			48 U	48 U
Aroclor 1262			--	--
Aroclor 1268			--	--
Total PCB Aroclors (SMS Freshwater 2013) (U = 0)	110	2500	48 U	48 U
Polybrominated diphenyl ethers (ng/kg)				
PBDE-015			--	--
Pharmaceuticals and Personal Care Products (µg/kg)				
Caffeine			97 U	97 U

Notes:

Detected concentration is greater than SMS_Fresh_SCO_SCUMII screening

Detected concentration is greater than SMS_Fresh_CSL_SCUMII screening

Bold = Detected result

J = Estimated value

U = Compound analyzed, but not detected above detection limit

UJ = Compound analyzed, but not detected above estimated detection limit

Table C-15
Sediment Data for 11th Ave. NW Overflow

Distance to CSO (ft)			27	71	138	287	471
Location ID			KCM-KTTB01	LDWRRUN0SC-SS1A	LDWRRUN0SC-SS1B	LKUNION5	SBAY6B
Area			LWShipCnlLakeUPortB	LWShipCnlLakeUPortB	LWShipCnlLakeUPortB	LWShipCnlLakeUPortB	LWShipCnlLakeUPortB
CSO			11th Ave. NW	11th Ave. NW	11th Ave. NW	11th Ave. NW	11th Ave. NW
Task			KC_old	LDWRRUN0	LDWRRUN0	LKUNION	SBAYPH2
Sample ID			8900561	SC-SS1A-010_20050201	SC-SS1B-010_20050210	8234_19900619	95268249
Sample Date			05/30/1989	02/01/2005	02/10/2005	06/19/1990	06/27/1995
Depth			0 - 2 cm	0 - 10 cm	0 - 10 cm	0 - 0.02 m	
Sample Type			N	FD	FD	N	N
	SMS_Fresh_SCO_2013	SMS_Fresh_CSL_2013					
Conventional Parameters (pct)							
Total organic carbon			--	**10**	**2.3**	**4.9**	**2.3**
Total solids			--	**51.7 J**	**30.8**	**35**	**51.8**
Grain Size (pct)							
Gravel			--	--	--	--	**0**
Sand			--	--	--	**82**	**67**
Silt			--	--	--	**15**	**31**
Clay			--	--	--	**3**	**2**
Metals (mg/kg)							
Arsenic	14	120	--	--	--	**52**	**41.2**
Cadmium	2.1	5.4	--	--	--	0.5 U	**1.8 J**
Chromium	72	88	--	--	--	65.6 U	**376 J**
Copper	400	1200	--	--	--	**275**	**2210**
Lead	360	1300	--	--	--	**163**	**74.5 J**
Mercury	0.66	0.8	--	--	--	**1.42**	**0.18 J**
Nickel	26	110	--	--	--	**45**	**484**
Zinc	3200	4200	--	--	--	**368**	**207**
Organometallic Compounds (µg/kg)							
Dibutyltin chloride			--	--	--	--	**75**
Monobutyltin trichloride			--	--	--	--	**22**
Tetrabutyltin	97	97	--	--	--	--	8.2 U
Tributyltin chloride			--	--	--	--	**287**
Volatile Organics (µg/kg)							
1,1,1-Trichloroethane			8.62 U	--	--	5 U	--
1,1,2,2-Tetrachloroethane			8.62 U	--	--	5 U	--
1,1,2-Trichloroethane			8.62 U	--	--	5 U	--
1,1-Dichloroethane			8.62 U	--	--	5 U	--
1,1-Dichloroethene			8.62 U	--	--	5 U	--
1,2-Dichloroethane			8.62 U	--	--	5 U	--
1,2-Dichloroethene			--	--	--	5 U	--
1,2-Dichloropropane			8.62 U	--	--	5 U	--
1,3-Dichloropropene, cis-			8.62 U	--	--	5 U	--
1,3-Dichloropropene, trans-			8.62 U	--	--	5 U	--
2-Butanone (MEK)			43.1 U	--	--	10 U	--

Table C-15
Sediment Data for 11th Ave. NW Overflow

			Distance to CSO (ft)	27	71	138	287	471
			Location ID	KCM-KTTB01	LDWRRUN0SC-SS1A	LDWRRUN0SC-SS1B	LKUNION5	SBAY6B
			Area	LWShipCnlLakeUPortB	LWShipCnlLakeUPortB	LWShipCnlLakeUPortB	LWShipCnlLakeUPortB	LWShipCnlLakeUPortB
			CSO	11th Ave. NW	11th Ave. NW	11th Ave. NW	11th Ave. NW	11th Ave. NW
			Task	KC_old	LDWRRUN0	LDWRRUN0	LKUNION	SBAYPH2
			Sample ID	8900561	SC-SS1A-010_20050201	SC-SS1B-010_20050210	8234_19900619	95268249
			Sample Date	05/30/1989	02/01/2005	02/10/2005	06/19/1990	06/27/1995
			Depth	0 - 2 cm	0 - 10 cm	0 - 10 cm	0 - 0.02 m	
			Sample Type	N	FD	FD	N	N
	SMS_Fresh_SCO_2013	SMS_Fresh_CSL_2013						
2-Hexanone (Methyl butyl ketone)				43.1 U	--	--	10 U	--
Acetone				**344.82**	--	--	**50 J**	--
Benzene				**29.31**	--	--	5 U	--
Bromodichloromethane				8.62 U	--	--	5 U	--
Bromoform (Tribromomethane)				8.62 U	--	--	5 U	--
Bromomethane (Methyl bromide)				8.62 U	--	--	10 U	--
Carbon disulfide				**12.24 J**	--	--	5 U	--
Carbon tetrachloride (Tetrachloromethane)				8.62 U	--	--	5 U	--
Chlorobenzene				**1017.24**	--	--	5 U	--
Chloroethane				8.62 U	--	--	10 U	--
Chloroform				8.62 U	--	--	5 U	--
Chloromethane				8.62 U	--	--	10 U	--
Dibromochloromethane				8.62 U	--	--	5 U	--
Dichloromethane (Methylene chloride)				43.1 U	--	--	5 U	--
Ethylbenzene				8.62 U	--	--	5 U	--
Hexachlorobutadiene (Hexachloro-1,3-butadiene)				--	--	--	--	--
Methyl isobutyl ketone (4-Methyl-2-pentanone or (MIBK))				43.1 U	--	--	10 U	--
Styrene				8.62 U	--	--	5 U	--
Tetrachloroethene (PCE)				**14.82 J**	--	--	5 U	--
Toluene				8.62 U	--	--	5 U	--
Total xylene (reported, not calculated)				**14.13 J**	--	--	5 U	--
Trichloroethene (TCE)				8.62 U	--	--	5 U	--
Trichlorofluoromethane (Fluorotrichloromethane)				8.62 U	--	--	--	--
Vinyl acetate				43.1 U	--	--	10 U	--
Vinyl chloride				8.62 U	--	--	10 U	--
Semivolatile Organics (µg/kg)								
1,2,4-Trichlorobenzene				14.65 U	--	--	1400 U	130 U
1,2-Dichlorobenzene				14.65 U	--	--	--	130 U
1,2-Diphenylhydrazine				57.75 U	--	--	--	130 U
1,3-Dichlorobenzene				14.65 U	--	--	--	130 U
1,4-Dichlorobenzene				**482.75**	--	--	1400 U	130 U
2,2'-Oxybis (1-chloropropane)				--	--	--	--	--
2,2'-Oxybis (2-choloropropane)				57.75 U	--	--	--	130 U
2,4,5-Trichlorophenol				--	--	--	--	130 UJ

Table C-15
Sediment Data for 11th Ave. NW Overflow

			Distance to CSO (ft)	27	71	138	287	471
			Location ID	KCM-KTTB01	LDWRRUN0SC-SS1A	LDWRRUN0SC-SS1B	LKUNION5	SBAY6B
			Area	LWShipCnlLakeUPortB	LWShipCnlLakeUPortB	LWShipCnlLakeUPortB	LWShipCnlLakeUPortB	LWShipCnlLakeUPortB
			CSO	11th Ave. NW	11th Ave. NW	11th Ave. NW	11th Ave. NW	11th Ave. NW
			Task	KC_old	LDWRRUN0	LDWRRUN0	LKUNION	SBAYPH2
			Sample ID	8900561	SC-SS1A-010_20050201	SC-SS1B-010_20050210	8234_19900619	95268249
			Sample Date	05/30/1989	02/01/2005	02/10/2005	06/19/1990	06/27/1995
			Depth	0 - 2 cm	0 - 10 cm	0 - 10 cm	0 - 0.02 m	
			Sample Type	N	FD	FD	N	N
	SMS_Fresh_SCO_2013	SMS_Fresh_CSL_2013						
2,4,6-Trichlorophenol				--	--	--	--	250 U
2,4-Dichlorophenol				28.44 U	--	--	--	130 U
2,4-Dimethylphenol				28.44 U	--	--	--	130 U
2,4-Dinitrophenol				57.75 U	--	--	--	5000 UJ
2,4-Dinitrotoluene				11.2 U	--	--	--	630 U
2,6-Dinitrotoluene				11.2 U	--	--	--	630 U
2-Chloronaphthalene				14.65 U	--	--	--	130 U
2-Chlorophenol				57.75 U	--	--	1400 U	130 U
2-Methylphenol (o-Cresol)				28.44 U	--	--	--	130 U
2-Nitroaniline				86.2 U	--	--	--	250 U
2-Nitrophenol				28.44 U	--	--	--	130 UJ
3,3'-Dichlorobenzidine				--	--	--	--	250 U
3-Nitroaniline				86.2 U	--	--	--	630 U
4-Bromophenyl-phenyl ether				8.62 U	--	--	--	130 U
4-Chloro-3-methylphenol				57.75 U	--	--	6700 U	130 U
4-Chloroaniline				57.75 U	--	--	--	130 U
4-Chlorophenyl phenyl ether				14.65 U	--	--	--	130 U
4-Methylphenol (p-Cresol)	260	2000		28.44 U	--	--	1400 U	**300**
4-Nitroaniline				86.2 U	--	--	--	630 U
4-Nitrophenol				57.75 U	--	--	--	630 U
Aniline				57.75 U	--	--	--	130 U
Benzidine				689.65 U	--	--	--	250 UJ
Benzoic acid	2900	3800		86.2 U	--	--	6700 U	2500 UJ
Benzyl alcohol				28.44 U	--	--	--	130 U
bis(2-Chloroethoxy)methane				28.44 U	--	--	--	130 U
bis(2-Chloroethyl)ether				28.44 U	--	--	--	130 U
bis(2-Ethylhexyl)phthalate	500	22000		**3103.44**	--	--	**6600 J**	**1700**
Butylbenzyl phthalate				**258.62**	--	--	1400 U	**130 J**
Coprostanol (Cholestan-3-ol (3B, 5B))				--	--	--	--	**8900**
Diethyl phthalate				28.44 U	--	--	--	130 U
Dimethyl phthalate				**41.37**	--	--	--	130 U
Di-n-butyl phthalate	380	1000		28.44 U	--	--	1400 U	190 UJ
Dinitro-o-cresol (4,6-Dinitro-2-methylphenol)				57.75 U	--	--	--	2500 U
Di-n-octyl phthalate	39	1100		14.65 U	--	--	1400 U	630 UJ

Table C-15
Sediment Data for 11th Ave. NW Overflow

			Distance to CSO (ft)	27	71	138	287	471
			Location ID	KCM-KTTB01	LDWRRUN0SC-SS1A	LDWRRUN0SC-SS1B	LKUNION5	SBAY6B
			Area	LWShipCnlLakeUPortB	LWShipCnlLakeUPortB	LWShipCnlLakeUPortB	LWShipCnlLakeUPortB	LWShipCnlLakeUPortB
			CSO	11th Ave. NW	11th Ave. NW	11th Ave. NW	11th Ave. NW	11th Ave. NW
			Task	KC_old	LDWRRUN0	LDWRRUN0	LKUNION	SBAYPH2
			Sample ID	8900561	SC-SS1A-010_20050201	SC-SS1B-010_20050210	8234_19900619	95268249
			Sample Date	05/30/1989	02/01/2005	02/10/2005	06/19/1990	06/27/1995
			Depth	0 - 2 cm	0 - 10 cm	0 - 10 cm	0 - 0.02 m	
			Sample Type	N	FD	FD	N	N
	SMS_Fresh_SCO_2013	SMS_Fresh_CSL_2013						
Hexachlorobenzene				14.65 U	--	--	--	130 U
Hexachlorobutadiene (Hexachloro-1,3-butadiene)				28.44 U	--	--	--	130 U
Hexachlorocyclopentadiene				28.44 U	--	--	--	2500 UJ
Hexachloroethane				28.44 U	--	--	--	130 U
Isophorone				28.44 U	--	--	--	130 U
Nitrobenzene				28.44 U	--	--	--	130 U
n-Nitrosodimethylamine				86.2 U	--	--	--	630 UJ
n-Nitrosodi-n-propylamine				28.44 U	--	--	1400 U	130 U
n-Nitrosodiphenylamine				29.31 U	--	--	1400 U	130 U
Pentachlorophenol	1200	1200		28.44 U	7.8 U	21 U	6700 U	630 U
Phenol	120	210		86.2 U	--	--	--	**110 J**
Pyridine				--	--	--	--	630 U
Polycyclic Aromatic Hydrocarbons (µg/kg)								
1-Methylnaphthalene				--	--	--	--	--
2-Methylnaphthalene				**465.51**	--	--	1400 U	**180**
Acenaphthene				**362.06**	--	--	**180 J**	**290**
Acenaphthylene				**58.62**	--	--	1400 U	**110 J**
Anthracene				**448.27**	--	--	**280 J**	**340**
Benzo(a)anthracene				**913.79**	--	--	**1300 J**	**470**
Benzo(a)pyrene				**879.31**	--	--	**1100 J**	**630**
Benzo(b)fluoranthene				**1000**	--	--	--	**830**
Benzo(g,h,i)perylene				**413.79**	--	--	**650 J**	**510**
Benzo(k)fluoranthene				**965.51**	--	--	--	**290**
Carbazole	900	1100		--	--	--	--	130 U
Chrysene				**1051.72**	--	--	1400 U	**720**
Dibenzo(a,h)anthracene				**139.65**	--	--	1400 U	130 UJ
Dibenzofuran	200	680		**162.06**	--	--	1400 U	**240**
Fluoranthene				**2413.79**	--	--	**2100 J**	**1600**
Fluorene				**396.55**	--	--	1400 U	**390**
Indeno(1,2,3-c,d)pyrene				**327.58**	--	--	**690 J**	**420 J**
Naphthalene				**127.58**	--	--	1400 U	**320**
Phenanthrene				**2241.37**	--	--	**1000 J**	**1600**
Pyrene				**1706.89**	--	--	**2300 J**	**1500**
Retene				--	--	--	--	**780**

Table C-15
Sediment Data for 11th Ave. NW Overflow

			Distance to CSO (ft)	27	71	138	287	471
			Location ID	KCM-KTTB01	LDWRRUN0SC-SS1A	LDWRRUN0SC-SS1B	LKUNION5	SBAY6B
			Area	LWShipCnlLakeUPortB	LWShipCnlLakeUPortB	LWShipCnlLakeUPortB	LWShipCnlLakeUPortB	LWShipCnlLakeUPortB
			CSO	11th Ave. NW	11th Ave. NW	11th Ave. NW	11th Ave. NW	11th Ave. NW
			Task	KC_old	LDWRRUN0	LDWRRUN0	LKUNION	SBAYPH2
			Sample ID	8900561	SC-SS1A-010_20050201	SC-SS1B-010_20050210	8234_19900619	95268249
			Sample Date	05/30/1989	02/01/2005	02/10/2005	06/19/1990	06/27/1995
			Depth	0 - 2 cm	0 - 10 cm	0 - 10 cm	0 - 0.02 m	
			Sample Type	N	FD	FD	N	N
	SMS_Fresh_SCO_2013	SMS_Fresh_CSL_2013						
Total cPAH TEQ (7 minimum CAEPA 2005) (U = 0)			**1224.4802**	--	--	**1299 J**	**838.2 J**
Total PAH (SMS Freshwater 2013) (U = 0)	17000	30000	**13911.99**	--	--	**9600 J**	**10200 J**
Pesticides (µg/kg)								
4,4'-DDD (p,p'-DDD)			23.27 U	--	--	680 U	--
4,4'-DDE (p,p'-DDE)			23.27 U	--	--	680 U	--
4,4'-DDT (p,p'-DDT)			23.27 U	--	--	680 U	--
Aldrin			23.27 U	--	--	340 U	--
Chlordane			112.06 U	--	--	--	--
Chlordane, alpha- (Chlordane, cis-)			--	--	--	3400 U	--
Chlordane, gamma-			--	--	--	3400 U	--
Dieldrin	4.9	9.3	23.27 U	--	--	680 U	--
Endosulfan sulfate			23.27 U	--	--	680 U	--
Endosulfan, alpha- (I)			23.27 U	--	--	340 U	--
Endosulfan, beta (II)			23.27 U	--	--	680 U	--
Endrin			23.27 U	--	--	680 U	--
Endrin aldehyde			23.27 U	--	--	--	--
Endrin ketone	8.5	8.5	--	--	--	680 U	--
Heptachlor			23.27 U	--	--	340 U	--
Heptachlor epoxide			23.27 U	--	--	340 U	--
Hexachlorocyclohexane (BHC), alpha-			23.27 U	--	--	340 U	--
Hexachlorocyclohexane (BHC), beta-	7.2	11	23.27 U	--	--	340 U	--
Hexachlorocyclohexane (BHC), delta-			23.27 U	--	--	340 U	--
Hexachlorocyclohexane (BHC), gamma- (Lindane)			23.27 U	--	--	340 U	--
Methoxychlor			112.06 U	--	--	3400 U	--
Toxaphene			232.75 U	--	--	6800 U	--
Sum DDD (U = 0)	310	860	23.27 U	--	--	680 U	--
Sum DDE (U = 0)	21	33	23.27 U	--	--	680 U	--
Sum DDT (U = 0)	100	8100	23.27 U	--	--	680 U	--
Dioxin Furans (ng/kg)								
2,3,7,8-Tetrachlorodibenzo-p-dioxin (TCDD)			--	**1.26 J**	**2.05 J**	--	--
1,2,3,7,8-Pentachlorodibenzo-p-dioxin (PeCDD)			--	**6.64 J**	**9.6 J**	--	--
1,2,3,4,7,8-Hexachlorodibenzo-p-dioxin (HxCDD)			--	**35.5**	**18.4 J**	--	--
1,2,3,6,7,8-Hexachlorodibenzo-p-dioxin (HxCDD)			--	**86.7**	**63**	--	--
1,2,3,7,8,9-Hexachlorodibenzo-p-dioxin (HxCDD)			--	**88.4**	**52.2**	--	--

Table C-15
Sediment Data for 11th Ave. NW Overflow

			Distance to CSO (ft)	27	71	138	287	471
			Location ID	KCM-KTTB01	LDWRRUN0SC-SS1A	LDWRRUN0SC-SS1B	LKUNION5	SBAY6B
			Area	LWShipCnlLakeUPortB	LWShipCnlLakeUPortB	LWShipCnlLakeUPortB	LWShipCnlLakeUPortB	LWShipCnlLakeUPortB
			CSO	11th Ave. NW	11th Ave. NW	11th Ave. NW	11th Ave. NW	11th Ave. NW
			Task	KC_old	LDWRRUN0	LDWRRUN0	LKUNION	SBAYPH2
			Sample ID	8900561	SC-SS1A-010_20050201	SC-SS1B-010_20050210	8234_19900619	95268249
			Sample Date	05/30/1989	02/01/2005	02/10/2005	06/19/1990	06/27/1995
			Depth	0 - 2 cm	0 - 10 cm	0 - 10 cm	0 - 0.02 m	
			Sample Type	N	FD	FD	N	N
	SMS_Fresh_SCO_2013	SMS_Fresh_CSL_2013						
1,2,3,4,6,7,8-Heptachlorodibenzo-p-dioxin (HpCDD)			--	**8740**	**1990**	--	--	
1,2,3,4,6,7,8,9-Octachlorodibenzo-p-dioxin (OCDD)			--	**208000**	**20000**	--	--	
2,3,7,8-Tetrachlorodibenzofuran (TCDF)			--	**6.63**	**12.6**	--	--	
1,2,3,7,8-Pentachlorodibenzofuran (PeCDF)			--	**3.97 J**	**6.88 J**	--	--	
2,3,4,7,8-Pentachlorodibenzofuran (PeCDF)			--	**6.21 J**	**10.1 J**	--	--	
1,2,3,4,7,8-Hexachlorodibenzofuran (HxCDF)			--	**18 J**	**17 J**	--	--	
1,2,3,6,7,8-Hexachlorodibenzofuran (HxCDF)			--	**9.66 J**	**16.3 J**	--	--	
1,2,3,7,8,9-Hexachlorodibenzofuran (HxCDF)			--	0.56 UJ	**0.711 J**	--	--	
2,3,4,6,7,8-Hexachlorodibenzofuran (HxCDF)			--	**7.42 J**	**13.5 J**	--	--	
1,2,3,4,6,7,8-Heptachlorodibenzofuran (HpCDF)			--	**162**	**259**	--	--	
1,2,3,4,7,8,9-Heptachlorodibenzofuran (HpCDF)			--	**15.5 J**	**13.6 J**	--	--	
1,2,3,4,6,7,8,9-Octachlorodibenzofuran (OCDF)			--	**714 J**	**692**	--	--	
Total Dioxin/Furan TEQ 2005 (Mammal) (U = 0)			--	**186.9023 J**	**63.0911 J**	--	--	
PCB Aroclors (µg/kg)								
Aroclor 1016			232.75 U	20 U	20 U	71 U	63 U	
Aroclor 1221			232.75 U	20 U	20 U	71 U	63 U	
Aroclor 1232			232.75 U	20 U	20 U	71 U	63 U	
Aroclor 1242			232.75 U	20 U	20 U	71 U	63 U	
Aroclor 1248			232.75 U	**100**	**65 J**	71 U	63 U	
Aroclor 1254			**1017.24**	**160**	**98**	71 U	**110**	
Aroclor 1260			**1017.24**	78 U	**73 J**	**93 J**	63 U	
Total PCB Aroclors (SMS Freshwater 2013) (U = 0)	110	2500	**2034.48**	**260**	**236 J**	**93 J**	**110**	
Pharmaceuticals and Personal Care Products (µg/kg)								
Caffeine			--	--	--	--	130 U	

Table C-15
Sediment Data for 11th Ave. NW Overflow

		Distance to CSO (ft)	482	555	572	675	715
		Location ID	SALMII966B	SALIII976B2	SALIII976B3	SALIII976A2	SALMII965C
		Area	LWShipCnlLakeUPortB	LWShipCnlLakeUPortB	LWShipCnlLakeUPortB	LWShipCnlLakeUPortB	LWShipCnlLakeUPortB
		CSO	11th Ave. NW	11th Ave. NW	11th Ave. NW	11th Ave. NW	11th Ave. NW
		Task	SALMII96	SALIII97	SALIII97	SALIII97	SALMII96
		Sample ID	8249_19960627	SALIII976B2_97218298	SALIII976B3_97218299	SALIII976A2_97218297	8247_19960626
		Sample Date	06/27/1996	05/20/1997	05/20/1997	05/20/1997	06/26/1996
		Depth	0 - 0.1 m	0 - 0.2438 m	0 - 0.2438 m	0 - 0.2438 m	0 - 0.1 m
		Sample Type	N	N	N	N	N
	SMS_Fresh_SCO_2013	SMS_Fresh_CSL_2013					
Conventional Parameters (pct)							
Total organic carbon			--	2.5	3.4	9.7	--
Total solids			51.8	--	--	--	29.2
Grain Size (pct)							
Gravel			--	--	--	2	4
Sand			67	51	26	43	50
Silt			31	44	64	44	37
Clay			2	5	10	11	9
Metals (mg/kg)							
Arsenic	14	120	41	17 J	20 J	13	19
Cadmium	2.1	5.4	1.8 J	3.5 J	2.9	1.6	0.64 J
Chromium	72	88	376 NJ	620	350	81	70 NJ
Copper	400	1200	2210	2200	1500	320	310
Lead	360	1300	75 NJ	74	130	150	147 NJ
Mercury	0.66	0.8	0.18 J	0.27	0.56	0.75	0.77 J
Nickel	26	110	484	640	360	71	72
Zinc	3200	4200	207	260	410	350	302
Organometallic Compounds (µg/kg)							
Dibutyltin chloride			75	246	419	69 J	261
Monobutyltin trichloride			31	186 J	312 J	355 J	57
Tetrabutyltin	97	97	8.2 U	51	23 U	24 J	23
Tributyltin chloride			287	1360	1360	909	535
Volatile Organics (µg/kg)							
1,1,1-Trichloroethane			--	--	--	--	--
1,1,2,2-Tetrachloroethane			--	--	--	--	--
1,1,2-Trichloroethane			--	--	--	--	--
1,1-Dichloroethane			--	--	--	--	--
1,1-Dichloroethene			--	--	--	--	--
1,2-Dichloroethane			--	--	--	--	--
1,2-Dichloroethene			--	--	--	--	--
1,2-Dichloropropane			--	--	--	--	--
1,3-Dichloropropene, cis-			--	--	--	--	--
1,3-Dichloropropene, trans-			--	--	--	--	--
2-Butanone (MEK)			--	--	--	--	--

Table C-15
Sediment Data for 11th Ave. NW Overflow

			Distance to CSO (ft)	482	555	572	675	715
			Location ID	SALMII966B	SALIII976B2	SALIII976B3	SALIII976A2	SALMII965C
			Area	LWShipCnlLakeUPortB	LWShipCnlLakeUPortB	LWShipCnlLakeUPortB	LWShipCnlLakeUPortB	LWShipCnlLakeUPortB
			CSO	11th Ave. NW	11th Ave. NW	11th Ave. NW	11th Ave. NW	11th Ave. NW
			Task	SALMII96	SALIII97	SALIII97	SALIII97	SALMII96
			Sample ID	8249_19960627	SALIII976B2_97218298	SALIII976B3_97218299	SALIII976A2_97218297	8247_19960626
			Sample Date	06/27/1996	05/20/1997	05/20/1997	05/20/1997	06/26/1996
			Depth	0 - 0.1 m	0 - 0.2438 m	0 - 0.2438 m	0 - 0.2438 m	0 - 0.1 m
			Sample Type	N	N	N	N	N
	SMS_Fresh_SCO_2013	SMS_Fresh_CSL_2013						
2-Hexanone (Methyl butyl ketone)				--	--	--	--	--
Acetone				--	--	--	--	--
Benzene				--	--	--	--	--
Bromodichloromethane				--	--	--	--	--
Bromoform (Tribromomethane)				--	--	--	--	--
Bromomethane (Methyl bromide)				--	--	--	--	--
Carbon disulfide				--	--	--	--	--
Carbon tetrachloride (Tetrachloromethane)				--	--	--	--	--
Chlorobenzene				--	--	--	--	--
Chloroethane				--	--	--	--	--
Chloroform				--	--	--	--	--
Chloromethane				--	--	--	--	--
Dibromochloromethane				--	--	--	--	--
Dichloromethane (Methylene chloride)				--	--	--	--	--
Ethylbenzene				--	--	--	--	--
Hexachlorobutadiene (Hexachloro-1,3-butadiene)				130 U	77 U	86 U	96 U	250 U
Methyl isobutyl ketone (4-Methyl-2-pentanone or (MIBK))				--	--	--	--	--
Styrene				--	--	--	--	--
Tetrachloroethene (PCE)				--	--	--	--	--
Toluene				--	--	--	--	--
Total xylene (reported, not calculated)				--	--	--	--	--
Trichloroethene (TCE)				--	--	--	--	--
Trichlorofluoromethane (Fluorotrichloromethane)				--	--	--	--	--
Vinyl acetate				--	--	--	--	--
Vinyl chloride				--	--	--	--	--
Semivolatile Organics (µg/kg)								
1,2,4-Trichlorobenzene				130 U	77 U	86 U	96 U	250 U
1,2-Dichlorobenzene				130 U	155 U	173 U	**106 J**	250 U
1,2-Diphenylhydrazine				130 U	77 U	86 U	96 U	250 U
1,3-Dichlorobenzene				130 U	155 U	173 U	96 U	250 U
1,4-Dichlorobenzene				130 U	155 U	173 U	**57 J**	250 U
2,2'-Oxybis (1-chloropropane)				130 U	77 U	86 U	191 U	250 U
2,2'-Oxybis (2-choloropropane)				--	--	--	--	--
2,4,5-Trichlorophenol				130 UJ	155 U	173 U	191 U	250 U

Table C-15
Sediment Data for 11th Ave. NW Overflow

			Distance to CSO (ft)	482	555	572	675	715
			Location ID	SALMII966B	SALIII976B2	SALIII976B3	SALIII976A2	SALMII965C
			Area	LWShipCnlLakeUPortB	LWShipCnlLakeUPortB	LWShipCnlLakeUPortB	LWShipCnlLakeUPortB	LWShipCnlLakeUPortB
			CSO	11th Ave. NW	11th Ave. NW	11th Ave. NW	11th Ave. NW	11th Ave. NW
			Task	SALMII96	SALIII97	SALIII97	SALIII97	SALMII96
			Sample ID	8249_19960627	SALIII976B2_97218298	SALIII976B3_97218299	SALIII976A2_97218297	8247_19960626
			Sample Date	06/27/1996	05/20/1997	05/20/1997	05/20/1997	06/26/1996
			Depth	0 - 0.1 m	0 - 0.2438 m	0 - 0.2438 m	0 - 0.2438 m	0 - 0.1 m
			Sample Type	N	N	N	N	N
	SMS_Fresh_SCO_2013	SMS_Fresh_CSL_2013						
2,4,6-Trichlorophenol				250 U	155 U	173 U	191 U	500 U
2,4-Dichlorophenol				130 U	77 U	86 U	96 U	250 U
2,4-Dimethylphenol				130 U	77 U	86 U	96 U	250 U
2,4-Dinitrophenol				5000 UJ	1550 U	1730 UJ	956 U	9900 UJ
2,4-Dinitrotoluene				630 U	386 U	432 U	956 U	1200 U
2,6-Dinitrotoluene				630 U	155 U	173 U	478 U	1200 U
2-Chloronaphthalene				130 U	77 U	86 U	96 U	250 U
2-Chlorophenol				130 U	155 U	173 U	96 U	250 U
2-Methylphenol (o-Cresol)				130 U	77 U	86 U	191 U	250 U
2-Nitroaniline				250 U	386 U	432 U	478 U	500 U
2-Nitrophenol				130 UJ	155 U	173 U	478 U	250 UJ
3,3'-Dichlorobenzidine				250 U	1550 UJ	1730 U	191 U	500 U
3-Nitroaniline				630 U	155 U	173 U	478 U	1200 UJ
4-Bromophenyl-phenyl ether				130 U	77 UJ	86 U	96 U	250 U
4-Chloro-3-methylphenol				130 U	77 U	86 U	191 U	250 U
4-Chloroaniline				130 U	77 U	86 U	478 U	250 U
4-Chlorophenyl phenyl ether				130 U	77 U	86 U	96 U	250 U
4-Methylphenol (p-Cresol)	260	2000		**300**	**195**	**150**	**1730**	**2600**
4-Nitroaniline				630 U	773 U	863 U	191 U	1200 U
4-Nitrophenol				630 U	386 U	432 U	478 U	1200 U
Aniline				130 U	155 U	173 U	478 U	250 U
Benzidine				250 UJ	155 UJ	173 U	191 U	500 UJ
Benzoic acid	2900	3800		2500 UJ	**1020 J**	1730 UJ	**2170**	**380 J**
Benzyl alcohol				130 U	155 U	173 U	**95 J**	250 U
bis(2-Chloroethoxy)methane				130 U	77 U	86 U	96 U	250 U
bis(2-Chloroethyl)ether				130 U	155 U	173 U	96 U	250 U
bis(2-Ethylhexyl)phthalate	500	22000		**1700**	**2220 J**	**2140**	**3970**	**1800**
Butylbenzyl phthalate				**130 J**	77 UJ	**53 J**	**258**	1200 U
Coprostanol (Cholestan-3-ol (3B, 5B))				**8900**	773 UJ	863 U	**2100**	**3000 J**
Diethyl phthalate				130 U	77 U	86 U	96 U	250 U
Dimethyl phthalate				130 U	**131 J**	**156 J**	**576**	**190 J**
Di-n-butyl phthalate	380	1000		190 UJ	77 UJ	**1180**	**893**	250 U
Dinitro-o-cresol (4,6-Dinitro-2-methylphenol)				2500 U	773 UJ	863 U	956 U	5000 U
Di-n-octyl phthalate	39	1100		630 UJ	773 UJ	863 U	478 U	1200 UJ

Table C-15
Sediment Data for 11th Ave. NW Overflow

			Distance to CSO (ft)	482	555	572	675	715
			Location ID	SALMII966B	SALIII976B2	SALIII976B3	SALIII976A2	SALMII965C
			Area	LWShipCnlLakeUPortB	LWShipCnlLakeUPortB	LWShipCnlLakeUPortB	LWShipCnlLakeUPortB	LWShipCnlLakeUPortB
			CSO	11th Ave. NW	11th Ave. NW	11th Ave. NW	11th Ave. NW	11th Ave. NW
			Task	SALMII96	SALIII97	SALIII97	SALIII97	SALMII96
			Sample ID	8249_19960627	SALIII976B2_97218298	SALIII976B3_97218299	SALIII976A2_97218297	8247_19960626
			Sample Date	06/27/1996	05/20/1997	05/20/1997	05/20/1997	06/26/1996
			Depth	0 - 0.1 m	0 - 0.2438 m	0 - 0.2438 m	0 - 0.2438 m	0 - 0.1 m
			Sample Type	N	N	N	N	N
	SMS_Fresh_SCO_2013	SMS_Fresh_CSL_2013						
Hexachlorobenzene				130 U	77 UJ	86 U	96 U	250 U
Hexachlorobutadiene (Hexachloro-1,3-butadiene)				--	--	--	--	--
Hexachlorocyclopentadiene				2500 UJ	773 U	863 UJ	478 U	5000 UJ
Hexachloroethane				130 U	155 U	173 U	191 U	250 U
Isophorone				130 U	77 U	86 U	96 U	250 U
Nitrobenzene				130 U	77 U	86 U	478 U	250 U
n-Nitrosodimethylamine				630 UJ	155 U	173 U	478 U	1200 UJ
n-Nitrosodi-n-propylamine				130 U	155 U	173 U	191 U	250 U
n-Nitrosodiphenylamine				130 U	77 UJ	86 U	96 U	250 U
Pentachlorophenol	1200	1200		630 U	773 UJ	863 U	**459 J**	1200 U
Phenol	120	210		**110 J**	77 U	86 U	**193**	**290**
Pyridine				630 U	155 U	173 U	478 U	1200 UJ
Polycyclic Aromatic Hydrocarbons (µg/kg)								
1-Methylnaphthalene				--	**101**	**93**	**629**	--
2-Methylnaphthalene				**180**	**162**	**180**	**982**	**1600**
Acenaphthene				**290**	**196**	**203**	**792**	**1300**
Acenaphthylene				**110 J**	77 U	**110**	**594**	**1000**
Anthracene				**340**	**294 J**	**373**	**915**	**1300**
Benzo(a)anthracene				**470**	**631 J**	**917**	**1720**	**1900**
Benzo(a)pyrene				**630**	**715 J**	**1080**	**1840**	**1800**
Benzo(b)fluoranthene				**830**	**910 J**	**1420**	**2510**	**2400**
Benzo(g,h,i)perylene				**510**	**438 J**	**821**	**1350**	**1200**
Benzo(k)fluoranthene				**290**	**324 J**	**535**	**886**	**800**
Carbazole	900	1100		130 U	**116 J**	**94**	**274**	**250**
Chrysene				**720**	**893 J**	**1260**	**2210**	**2000**
Dibenzo(a,h)anthracene				130 UJ	77 UJ	**116**	**342**	250 UJ
Dibenzofuran	200	680		**240**	**167**	**168**	**460**	**700**
Fluoranthene				**1600**	**1380 J**	**1780**	**4780**	**6000**
Fluorene				**390**	**262**	**251**	**932**	**1400**
Indeno(1,2,3-c,d)pyrene				**420 J**	**431 J**	**763**	**1220**	**1000 J**
Naphthalene				**320**	**366**	**466**	**2280**	**3900**
Phenanthrene				**1600**	**1040 J**	**1300**	**3620**	**4800**
Pyrene				**1500**	**2000 J**	**2340**	**5120**	**5600**
Retene				**780**	**908 J**	**1470**	**11200**	**52000**

Table C-15
Sediment Data for 11th Ave. NW Overflow

			Distance to CSO (ft)	482	555	572	675	715
			Location ID	SALMII966B	SALIII976B2	SALIII976B3	SALIII976A2	SALMII965C
			Area	LWShipCnlLakeUPortB	LWShipCnlLakeUPortB	LWShipCnlLakeUPortB	LWShipCnlLakeUPortB	LWShipCnlLakeUPortB
			CSO	11th Ave. NW	11th Ave. NW	11th Ave. NW	11th Ave. NW	11th Ave. NW
			Task	SALMII96	SALIII97	SALIII97	SALIII97	SALMII96
			Sample ID	8249_19960627	SALIII976B2_97218298	SALIII976B3_97218299	SALIII976A2_97218297	8247_19960626
			Sample Date	06/27/1996	05/20/1997	05/20/1997	05/20/1997	06/26/1996
			Depth	0 - 0.1 m	0 - 0.2438 m	0 - 0.2438 m	0 - 0.2438 m	0 - 0.1 m
			Sample Type	N	N	N	N	N
	SMS_Fresh_SCO_2013	SMS_Fresh_CSL_2013						
Total cPAH TEQ (7 minimum CAEPA 2005) (U = 0)				**838.2 J**	**953.53 J**	**1467.7**	**2529.9**	**2430 J**
Total PAH (SMS Freshwater 2013) (U = 0)	17000	30000		**10200 J**	**10143 J**	**14008**	**32722**	**38000 J**
Pesticides (µg/kg)								
4,4'-DDD (p,p'-DDD)				--	--	--	--	--
4,4'-DDE (p,p'-DDE)				--	--	--	--	--
4,4'-DDT (p,p'-DDT)				--	--	--	--	--
Aldrin				--	--	--	--	--
Chlordane				--	--	--	--	--
Chlordane, alpha- (Chlordane, cis-)				--	--	--	--	--
Chlordane, gamma-				--	--	--	--	--
Dieldrin	4.9	9.3		--	--	--	--	--
Endosulfan sulfate				--	--	--	--	--
Endosulfan, alpha- (I)				--	--	--	--	--
Endosulfan, beta (II)				--	--	--	--	--
Endrin				--	--	--	--	--
Endrin aldehyde				--	--	--	--	--
Endrin ketone	8.5	8.5		--	--	--	--	--
Heptachlor				--	--	--	--	--
Heptachlor epoxide				--	--	--	--	--
Hexachlorocyclohexane (BHC), alpha-				--	--	--	--	--
Hexachlorocyclohexane (BHC), beta-	7.2	11		--	--	--	--	--
Hexachlorocyclohexane (BHC), delta-				--	--	--	--	--
Hexachlorocyclohexane (BHC), gamma- (Lindane)				--	--	--	--	--
Methoxychlor				--	--	--	--	--
Toxaphene				--	--	--	--	--
Sum DDD (U = 0)	310	860		--	--	--	--	--
Sum DDE (U = 0)	21	33		--	--	--	--	--
Sum DDT (U = 0)	100	8100		--	--	--	--	--
Dioxin Furans (ng/kg)								
2,3,7,8-Tetrachlorodibenzo-p-dioxin (TCDD)				--	--	--	--	--
1,2,3,7,8-Pentachlorodibenzo-p-dioxin (PeCDD)				--	--	--	--	--
1,2,3,4,7,8-Hexachlorodibenzo-p-dioxin (HxCDD)				--	--	--	--	--
1,2,3,6,7,8-Hexachlorodibenzo-p-dioxin (HxCDD)				--	--	--	--	--
1,2,3,7,8,9-Hexachlorodibenzo-p-dioxin (HxCDD)				--	--	--	--	--

Table C-15
Sediment Data for 11th Ave. NW Overflow

			Distance to CSO (ft)	482	555	572	675	715
			Location ID	SALMII966B	SALIII976B2	SALIII976B3	SALIII976A2	SALMII965C
			Area	LWShipCnlLakeUPortB	LWShipCnlLakeUPortB	LWShipCnlLakeUPortB	LWShipCnlLakeUPortB	LWShipCnlLakeUPortB
			CSO	11th Ave. NW	11th Ave. NW	11th Ave. NW	11th Ave. NW	11th Ave. NW
			Task	SALMII96	SALIII97	SALIII97	SALIII97	SALMII96
			Sample ID	8249_19960627	SALIII976B2_97218298	SALIII976B3_97218299	SALIII976A2_97218297	8247_19960626
			Sample Date	06/27/1996	05/20/1997	05/20/1997	05/20/1997	06/26/1996
			Depth	0 - 0.1 m	0 - 0.2438 m	0 - 0.2438 m	0 - 0.2438 m	0 - 0.1 m
			Sample Type	N	N	N	N	N
	SMS_Fresh_SCO_2013	SMS_Fresh_CSL_2013						
1,2,3,4,6,7,8-Heptachlorodibenzo-p-dioxin (HpCDD)				--	--	--	--	--
1,2,3,4,6,7,8,9-Octachlorodibenzo-p-dioxin (OCDD)				--	--	--	--	--
2,3,7,8-Tetrachlorodibenzofuran (TCDF)				--	--	--	--	--
1,2,3,7,8-Pentachlorodibenzofuran (PeCDF)				--	--	--	--	--
2,3,4,7,8-Pentachlorodibenzofuran (PeCDF)				--	--	--	--	--
1,2,3,4,7,8-Hexachlorodibenzofuran (HxCDF)				--	--	--	--	--
1,2,3,6,7,8-Hexachlorodibenzofuran (HxCDF)				--	--	--	--	--
1,2,3,7,8,9-Hexachlorodibenzofuran (HxCDF)				--	--	--	--	--
2,3,4,6,7,8-Hexachlorodibenzofuran (HxCDF)				--	--	--	--	--
1,2,3,4,6,7,8-Heptachlorodibenzofuran (HpCDF)				--	--	--	--	--
1,2,3,4,7,8,9-Heptachlorodibenzofuran (HpCDF)				--	--	--	--	--
1,2,3,4,6,7,8,9-Octachlorodibenzofuran (OCDF)				--	--	--	--	--
Total Dioxin/Furan TEQ 2005 (Mammal) (U = 0)				--	--	--	--	--
PCB Aroclors (µg/kg)								
Aroclor 1016				63 U	--	--	--	120 U
Aroclor 1221				63 U	--	--	--	120 U
Aroclor 1232				63 U	--	--	--	120 U
Aroclor 1242				63 U	--	--	--	120 U
Aroclor 1248				63 U	--	--	--	120 U
Aroclor 1254				**110**	--	--	--	**350**
Aroclor 1260				63 U	--	--	--	120 U
Total PCB Aroclors (SMS Freshwater 2013) (U = 0)	110	2500		**110**	--	--	--	**350**
Pharmaceuticals and Personal Care Products (µg/kg)								
Caffeine				130 U	77 UJ	86 U	96 U	250 U

Table C-15
Sediment Data for 11th Ave. NW Overflow

			Distance to CSO (ft)	744	755	759	1282	1334
			Location ID	SALMII966A	SBAY6A	SBAY5C	SALIII974B3	SALIII974F4
			Area	LWShipCnlLakeUPortB	LWShipCnlLakeUPortB	LWShipCnlLakeUPortB	LWShipCnlLakeUPortB	LWShipCnlLakeUPortB
			CSO	11th Ave. NW	11th Ave. NW	11th Ave. NW	11th Ave. NW	11th Ave. NW
			Task	SALMII96	SBAYPH2	SBAYPH2	SALIII97	SALIII97
			Sample ID	8248_19960627	95268248	95268247	SALIII974B3_97218289	SALIII974F4_97218293
			Sample Date	06/27/1996	06/27/1995	06/26/1995	05/20/1997	05/20/1997
			Depth	0 - 0.1 m			0 - 0.2438 m	0 - 0.2438 m
			Sample Type	N	N	N	N	N
	SMS_Fresh_SCO_2013	SMS_Fresh_CSL_2013						
Conventional Parameters (pct)								
Total organic carbon				--	13.9	13.7	11	12
Total solids				26.8	26.8	29.2	--	--
Grain Size (pct)								
Gravel				7	7	4	1	3
Sand				53	53	50	38	45
Silt				33	33	37	54	43
Clay				7	7	9	7	9
Metals (mg/kg)								
Arsenic	14	120		13	13.3	19.2	13	13
Cadmium	2.1	5.4		1.6 J	1.6 J	0.64 J	1.3	1
Chromium	72	88		60 NJ	60.3 J	70.3 J	77	56
Copper	400	1200		246	246	310	330	210
Lead	360	1300		190 NJ	190 J	147 J	150	110
Mercury	0.66	0.8		0.78 J	0.78 J	0.77 J	0.66	0.62
Nickel	26	110		56	55.8	71.5	64	54
Zinc	3200	4200		403	403	302	370	270
Organometallic Compounds (µg/kg)								
Dibutyltin chloride				250	250	261	171	91
Monobutyltin trichloride				1180 UJ	1180	57	428	95
Tetrabutyltin	97	97		7.2 J	7.2 J	23	36 U	28
Tributyltin chloride				540	540	535	1050	671
Volatile Organics (µg/kg)								
1,1,1-Trichloroethane				--	--	--	--	--
1,1,2,2-Tetrachloroethane				--	--	--	--	--
1,1,2-Trichloroethane				--	--	--	--	--
1,1-Dichloroethane				--	--	--	--	--
1,1-Dichloroethene				--	--	--	--	--
1,2-Dichloroethane				--	--	--	--	--
1,2-Dichloroethene				--	--	--	--	--
1,2-Dichloropropane				--	--	--	--	--
1,3-Dichloropropene, cis-				--	--	--	--	--
1,3-Dichloropropene, trans-				--	--	--	--	--
2-Butanone (MEK)				--	--	--	--	--

Table C-15
Sediment Data for 11th Ave. NW Overflow

			Distance to CSO (ft)	744	755	759	1282	1334
			Location ID	SALMII966A	SBAY6A	SBAY5C	SALIII974B3	SALIII974F4
			Area	LWShipCnlLakeUPortB	LWShipCnlLakeUPortB	LWShipCnlLakeUPortB	LWShipCnlLakeUPortB	LWShipCnlLakeUPortB
			CSO	11th Ave. NW	11th Ave. NW	11th Ave. NW	11th Ave. NW	11th Ave. NW
			Task	SALMII96	SBAYPH2	SBAYPH2	SALIII97	SALIII97
			Sample ID	8248_19960627	95268248	95268247	SALIII974B3_97218289	SALIII974F4_97218293
			Sample Date	06/27/1996	06/27/1995	06/26/1995	05/20/1997	05/20/1997
			Depth	0 - 0.1 m			0 - 0.2438 m	0 - 0.2438 m
			Sample Type	N	N	N	N	N
	SMS_Fresh_SCO_2013	SMS_Fresh_CSL_2013						
2-Hexanone (Methyl butyl ketone)				--	--	--	--	--
Acetone				--	--	--	--	--
Benzene				--	--	--	--	--
Bromodichloromethane				--	--	--	--	--
Bromoform (Tribromomethane)				--	--	--	--	--
Bromomethane (Methyl bromide)				--	--	--	--	--
Carbon disulfide				--	--	--	--	--
Carbon tetrachloride (Tetrachloromethane)				--	--	--	--	--
Chlorobenzene				--	--	--	--	--
Chloroethane				--	--	--	--	--
Chloroform				--	--	--	--	--
Chloromethane				--	--	--	--	--
Dibromochloromethane				--	--	--	--	--
Dichloromethane (Methylene chloride)				--	--	--	--	--
Ethylbenzene				--	--	--	--	--
Hexachlorobutadiene (Hexachloro-1,3-butadiene)				280 U	--	--	123 UJ	115 U
Methyl isobutyl ketone (4-Methyl-2-pentanone or (MIBK))				--	--	--	--	--
Styrene				--	--	--	--	--
Tetrachloroethene (PCE)				--	--	--	--	--
Toluene				--	--	--	--	--
Total xylene (reported, not calculated)				--	--	--	--	--
Trichloroethene (TCE)				--	--	--	--	--
Trichlorofluoromethane (Fluorotrichloromethane)				--	--	--	--	--
Vinyl acetate				--	--	--	--	--
Vinyl chloride				--	--	--	--	--
Semivolatile Organics (µg/kg)								
1,2,4-Trichlorobenzene				280 U	280 U	**250**	123 UJ	115 U
1,2-Dichlorobenzene				280 U	280 U	**250**	**116 J**	230 U
1,2-Diphenylhydrazine				280 U	280 U	**250**	123 UJ	115 U
1,3-Dichlorobenzene				280 U	280 U	**250**	123 UJ	115 U
1,4-Dichlorobenzene				280 U	280 U	**250**	**53 J**	**36 J**
2,2'-Oxybis (1-chloropropane)				280 U	--	--	246 UJ	230 U
2,2'-Oxybis (2-choloropropane)				--	280 U	**250**	--	--
2,4,5-Trichlorophenol				280 U	280 U	**250**	246 UJ	230 U

Table C-15
Sediment Data for 11th Ave. NW Overflow

			Distance to CSO (ft)	744	755	759	1282	1334
			Location ID	SALMII966A	SBAY6A	SBAY5C	SALIII974B3	SALIII974F4
			Area	LWShipCnlLakeUPortB	LWShipCnlLakeUPortB	LWShipCnlLakeUPortB	LWShipCnlLakeUPortB	LWShipCnlLakeUPortB
			CSO	11th Ave. NW	11th Ave. NW	11th Ave. NW	11th Ave. NW	11th Ave. NW
			Task	SALMII96	SBAYPH2	SBAYPH2	SALIII97	SALIII97
			Sample ID	8248_19960627	95268248	95268247	SALIII974B3_97218289	SALIII974F4_97218293
			Sample Date	06/27/1996	06/27/1995	06/26/1995	05/20/1997	05/20/1997
			Depth	0 - 0.1 m			0 - 0.2438 m	0 - 0.2438 m
			Sample Type	N	N	N	N	N
	SMS_Fresh_SCO_2013	SMS_Fresh_CSL_2013						
2,4,6-Trichlorophenol				550 U	550 U	**500**	246 UJ	230 U
2,4-Dichlorophenol				280 U	280 U	**250**	123 UJ	115 U
2,4-Dimethylphenol				280 U	280 U	**250**	**140 J**	115 U
2,4-Dinitrophenol				11000 UJ	11000 UJ	**9900**	1230 UJ	1150 UJ
2,4-Dinitrotoluene				1400 U	1400 U	**1200**	1230 UJ	1150 U
2,6-Dinitrotoluene				1400 U	1400 U	**1200**	616 UJ	576 U
2-Chloronaphthalene				280 U	280 U	**250**	123 UJ	115 U
2-Chlorophenol				280 U	280 U	**250**	123 UJ	115 U
2-Methylphenol (o-Cresol)				280 U	280 U	**250**	**295 J**	230 U
2-Nitroaniline				550 U	550 U	**500**	616 UJ	576 U
2-Nitrophenol				280 UJ	280 UJ	**250**	616 UJ	576 U
3,3'-Dichlorobenzidine				550 U	550 U	**500**	246 U	230 U
3-Nitroaniline				1400 U	1400 U	**1200**	616 UJ	576 U
4-Bromophenyl-phenyl ether				280 U	280 U	**250**	123 UJ	115 U
4-Chloro-3-methylphenol				280 U	280 U	**250**	246 UJ	230 U
4-Chloroaniline				280 U	280 U	**250**	616 UJ	576 U
4-Chlorophenyl phenyl ether				280 U	280 U	**250**	123 UJ	115 U
4-Methylphenol (p-Cresol)	260	2000		**2700**	**2700**	**2600**	**6310 J**	**2030**
4-Nitroaniline				1400 U	1400 U	**1200**	246 UJ	230 U
4-Nitrophenol				1400 U	1400 U	**1200**	616 UJ	576 U
Aniline				280 U	280 U	**250**	616 UJ	576 U
Benzidine				550 UJ	550 UJ	**500**	246 U	230 U
Benzoic acid	2900	3800		**450 J**	**450 J**	**380 J**	**4200 J**	**2640 J**
Benzyl alcohol				**150 J**	**150 J**	250 U	**184 J**	115 U
bis(2-Chloroethoxy)methane				280 U	280 U	**250**	123 UJ	115 U
bis(2-Chloroethyl)ether				280 U	280 U	**250**	123 UJ	115 U
bis(2-Ethylhexyl)phthalate	500	22000		**12000**	**12000**	**1800**	**6360**	**5120**
Butylbenzyl phthalate				**620 J**	**620 J**	1200 U	**366**	230 U
Coprostanol (Cholestan-3-ol (3B, 5B))				**7900**	**7900**	**3000 J**	**3890**	**1930**
Diethyl phthalate				280 U	280 U	250 U	123 UJ	115 UJ
Dimethyl phthalate				280 U	280 U	**190 J**	**270 J**	115 U
Di-n-butyl phthalate	380	1000		275 UJ	275 UJ	**250**	**350 J**	**254**
Dinitro-o-cresol (4,6-Dinitro-2-methylphenol)				5500 U	5500 U	**5000**	1230 UJ	1150 U
Di-n-octyl phthalate	39	1100		1400 UJ	1400 UJ	**1200**	**399 J**	576 U

Table C-15
Sediment Data for 11th Ave. NW Overflow

			Distance to CSO (ft)	744	755	759	1282	1334
			Location ID	SALMII966A	SBAY6A	SBAY5C	SALIII974B3	SALIII974F4
			Area	LWShipCnlLakeUPortB	LWShipCnlLakeUPortB	LWShipCnlLakeUPortB	LWShipCnlLakeUPortB	LWShipCnlLakeUPortB
			CSO	11th Ave. NW	11th Ave. NW	11th Ave. NW	11th Ave. NW	11th Ave. NW
			Task	SALMII96	SBAYPH2	SBAYPH2	SALIII97	SALIII97
			Sample ID	8248_19960627	95268248	95268247	SALIII974B3_97218289	SALIII974F4_97218293
			Sample Date	06/27/1996	06/27/1995	06/26/1995	05/20/1997	05/20/1997
			Depth	0 - 0.1 m			0 - 0.2438 m	0 - 0.2438 m
			Sample Type	N	N	N	N	N
	SMS_Fresh_SCO_2013	SMS_Fresh_CSL_2013						
Hexachlorobenzene				280 U	280 U	**250**	123 UJ	115 U
Hexachlorobutadiene (Hexachloro-1,3-butadiene)				--	280 U	**250**	--	--
Hexachlorocyclopentadiene				5500 UJ	5500 UJ	**5000**	616 UJ	576 UJ
Hexachloroethane				280 U	280 U	**250**	246 UJ	230 U
Isophorone				280 U	280 U	**250**	**51 J**	115 U
Nitrobenzene				280 U	280 U	**250**	616 UJ	576 U
n-Nitrosodimethylamine				1400 UJ	1400 UJ	**1200**	616 UJ	576 U
n-Nitrosodi-n-propylamine				280 U	280 U	**250**	246 UJ	230 U
n-Nitrosodiphenylamine				280 U	280 U	**250**	123 UJ	115 U
Pentachlorophenol	1200	1200		1400 U	1400 U	1200 U	1230 UJ	576 U
Phenol	120	210		**320**	**320**	**290**	**767 J**	115 U
Pyridine				1400 UJ	1400 UJ	**1200**	616 UJ	576 U
Polycyclic Aromatic Hydrocarbons (µg/kg)								
1-Methylnaphthalene				--	--	--	**1050 J**	**922**
2-Methylnaphthalene				**1200**	**1200**	**1600**	**1770 J**	**1720**
Acenaphthene				**700**	**700**	**1400**	**1250 J**	**1320**
Acenaphthylene				**620**	**620**	**1000**	**1260 J**	**697**
Anthracene				**1100**	**1100**	**1300**	**1580 J**	**1110**
Benzo(a)anthracene				**1600**	**1600**	**1900**	**2380**	**1100**
Benzo(a)pyrene				**2500**	**2500**	**1800**	**2220**	**1070**
Benzo(b)fluoranthene				**3700**	**3700**	**2400**	**3310**	**1510**
Benzo(g,h,i)perylene				**2000**	**2000**	**1200**	**1660**	**827**
Benzo(k)fluoranthene				**1300**	**1300**	**800**	**1130**	**492**
Carbazole	900	1100		**400**	**400**	**250**	**389 J**	**238**
Chrysene				**2800**	**2800**	**2000**	**3430**	**1130**
Dibenzo(a,h)anthracene				**370 J**	**370 J**	250 U	**327**	**200 J**
Dibenzofuran	200	680		**620**	**620**	**700**	**928 J**	**1010**
Fluoranthene				**6500**	**6500**	**6000**	**7730 J**	**4700**
Fluorene				**950**	**950**	**1400**	**1720 J**	**1540**
Indeno(1,2,3-c,d)pyrene				**1700 J**	**1700 J**	**1000 J**	**1450**	**740**
Naphthalene				**2600**	**2600**	**3900**	**4870 J**	**4970**
Phenanthrene				**4600**	**4600**	**4800**	**6190 J**	**4440**
Pyrene				**5600**	**5600**	**5600**	**7540**	**4700**
Retene				**11000**	**11000**	**52000**	**19200**	**66400 J**

Table C-15
Sediment Data for 11th Ave. NW Overflow

			Distance to CSO (ft)	744	755	759	1282	1334
			Location ID	SALMII966A	SBAY6A	SBAY5C	SALIII974B3	SALIII974F4
			Area	LWShipCnlLakeUPortB	LWShipCnlLakeUPortB	LWShipCnlLakeUPortB	LWShipCnlLakeUPortB	LWShipCnlLakeUPortB
			CSO	11th Ave. NW	11th Ave. NW	11th Ave. NW	11th Ave. NW	11th Ave. NW
			Task	SALMII96	SBAYPH2	SBAYPH2	SALIII97	SALIII97
			Sample ID	8248_19960627	95268248	95268247	SALIII974B3_97218289	SALIII974F4_97218293
			Sample Date	06/27/1996	06/27/1995	06/26/1995	05/20/1997	05/20/1997
			Depth	0 - 0.1 m			0 - 0.2438 m	0 - 0.2438 m
			Sample Type	N	N	N	N	N
	SMS_Fresh_SCO_2013	SMS_Fresh_CSL_2013						
Total cPAH TEQ (7 minimum CAEPA 2005) (U = 0)				3395 J	3395 J	2430 J	3114	1485.5 J
Total PAH (SMS Freshwater 2013) (U = 0)	17000	30000		39840 J	39840 J	38100 J	50867 J	33188 J
Pesticides (µg/kg)								
4,4'-DDD (p,p'-DDD)				--	--	--	--	--
4,4'-DDE (p,p'-DDE)				--	--	--	--	--
4,4'-DDT (p,p'-DDT)				--	--	--	--	--
Aldrin				--	--	--	--	--
Chlordane				--	--	--	--	--
Chlordane, alpha- (Chlordane, cis-)				--	--	--	--	--
Chlordane, gamma-				--	--	--	--	--
Dieldrin	4.9	9.3		--	--	--	--	--
Endosulfan sulfate				--	--	--	--	--
Endosulfan, alpha- (I)				--	--	--	--	--
Endosulfan, beta (II)				--	--	--	--	--
Endrin				--	--	--	--	--
Endrin aldehyde				--	--	--	--	--
Endrin ketone	8.5	8.5		--	--	--	--	--
Heptachlor				--	--	--	--	--
Heptachlor epoxide				--	--	--	--	--
Hexachlorocyclohexane (BHC), alpha-				--	--	--	--	--
Hexachlorocyclohexane (BHC), beta-	7.2	11		--	--	--	--	--
Hexachlorocyclohexane (BHC), delta-				--	--	--	--	--
Hexachlorocyclohexane (BHC), gamma- (Lindane)				--	--	--	--	--
Methoxychlor				--	--	--	--	--
Toxaphene				--	--	--	--	--
Sum DDD (U = 0)	310	860		--	--	--	--	--
Sum DDE (U = 0)	21	33		--	--	--	--	--
Sum DDT (U = 0)	100	8100		--	--	--	--	--
Dioxin Furans (ng/kg)								
2,3,7,8-Tetrachlorodibenzo-p-dioxin (TCDD)				--	--	--	--	--
1,2,3,7,8-Pentachlorodibenzo-p-dioxin (PeCDD)				--	--	--	--	--
1,2,3,4,7,8-Hexachlorodibenzo-p-dioxin (HxCDD)				--	--	--	--	--
1,2,3,6,7,8-Hexachlorodibenzo-p-dioxin (HxCDD)				--	--	--	--	--
1,2,3,7,8,9-Hexachlorodibenzo-p-dioxin (HxCDD)				--	--	--	--	--

Table C-15
Sediment Data for 11th Ave. NW Overflow

			Distance to CSO (ft)	744	755	759	1282	1334
			Location ID	SALMII966A	SBAY6A	SBAY5C	SALIII974B3	SALIII974F4
			Area	LWShipCnlLakeUPortB	LWShipCnlLakeUPortB	LWShipCnlLakeUPortB	LWShipCnlLakeUPortB	LWShipCnlLakeUPortB
			CSO	11th Ave. NW	11th Ave. NW	11th Ave. NW	11th Ave. NW	11th Ave. NW
			Task	SALMII96	SBAYPH2	SBAYPH2	SALIII97	SALIII97
			Sample ID	8248_19960627	95268248	95268247	SALIII974B3_97218289	SALIII974F4_97218293
			Sample Date	06/27/1996	06/27/1995	06/26/1995	05/20/1997	05/20/1997
			Depth	0 - 0.1 m			0 - 0.2438 m	0 - 0.2438 m
			Sample Type	N	N	N	N	N
	SMS_Fresh_SCO_2013	SMS_Fresh_CSL_2013						
1,2,3,4,6,7,8-Heptachlorodibenzo-p-dioxin (HpCDD)				--	--	--	--	--
1,2,3,4,6,7,8,9-Octachlorodibenzo-p-dioxin (OCDD)				--	--	--	--	--
2,3,7,8-Tetrachlorodibenzofuran (TCDF)				--	--	--	--	--
1,2,3,7,8-Pentachlorodibenzofuran (PeCDF)				--	--	--	--	--
2,3,4,7,8-Pentachlorodibenzofuran (PeCDF)				--	--	--	--	--
1,2,3,4,7,8-Hexachlorodibenzofuran (HxCDF)				--	--	--	--	--
1,2,3,6,7,8-Hexachlorodibenzofuran (HxCDF)				--	--	--	--	--
1,2,3,7,8,9-Hexachlorodibenzofuran (HxCDF)				--	--	--	--	--
2,3,4,6,7,8-Hexachlorodibenzofuran (HxCDF)				--	--	--	--	--
1,2,3,4,6,7,8-Heptachlorodibenzofuran (HpCDF)				--	--	--	--	--
1,2,3,4,7,8,9-Heptachlorodibenzofuran (HpCDF)				--	--	--	--	--
1,2,3,4,6,7,8,9-Octachlorodibenzofuran (OCDF)				--	--	--	--	--
Total Dioxin/Furan TEQ 2005 (Mammal) (U = 0)				--	--	--	--	--
PCB Aroclors (µg/kg)								
Aroclor 1016				140 U	140 U	120 U	--	--
Aroclor 1221				140 U	140 U	120 U	--	--
Aroclor 1232				140 U	140 U	120 U	--	--
Aroclor 1242				140 U	140 U	120 U	--	--
Aroclor 1248				140 U	140 U	120 U	--	--
Aroclor 1254				**260 J**	**260 J**	**350**	--	--
Aroclor 1260				140 U	140 U	120 U	--	--
Total PCB Aroclors (SMS Freshwater 2013) (U = 0)	110	2500		**260 J**	**260 J**	**350**	--	--
Pharmaceuticals and Personal Care Products (µg/kg)								
Caffeine				280 U	280 U	**250**	123 UJ	115 U

Notes:

Detected concentration is greater than SMS_Fresh_SCO_2013 screening level

Detected concentration is greater than SMS_Fresh_CSL_2013 screening level

Bold = Detected result

J = Estimated value

U = Compound analyzed, but not detected above detection limit

UJ = Compound analyzed, but not detected above estimated detection limit

Table C-16
Sediment Data for 3rd Ave. W Overflow and Canal St. Overflow

		Distance to 3rd Ave. W Overflow (ft)	31	51	125	158
		Distance to Canal St. Overflow (ft)	524	579	502	402
		Location ID	CSO11_CSO-3W-1	KCM-KTUD02	CSO11_CSO-3W-4	CSO11_CSO-3W-5
		Area	LWShipCnlLakeUPortB	LWShipCnlLakeUPortB	LWShipCnlLakeUPortB	LWShipCnlLakeUPortB
		CSO	3rd Ave. W/Canal St.	3rd Ave. W/Canal St.	3rd Ave. W/Canal St.	3rd Ave. W/Canal St.
		Task	KC_CSO_2011	KC_old	KC_CSO_2011	KC_CSO_2011
		Sample ID	L54227-1	8900563	L54227-4	L54227-5
		Sample Date	10/10/2011	05/30/1989	10/10/2011	10/10/2011
		Depth	0 - 10 cm	0 - 2 cm	0 - 10 cm	0 - 10 cm
		Sample Type	N	N	N	N
	SMS_Fresh_SCO_2013	SMS_Fresh_CSL_2013				
Conventional Parameters (mg/kg)						
Acid volatile sulfide			--	--	--	--
Ammonia	230	300	--	--	--	--
Sulfide	39	61	--	--	--	--
Conventional Parameters (pct)						
Total organic carbon			**1.55**	--	**1.34**	**1.14**
Total solids			**62.8**	--	**66.7**	**68.7**
Total volatile solids			--	--	--	--
Grain Size (pct)						
Pebble			**5.3**	--	0.2 U	**3.3**
Gravel			--	--	--	--
Granule (very fine gravel)			**0.2 J**	--	0.2 U	0.2 U
Sand			--	--	--	--
Sand, very coarse			**1.3 J**	--	**0.8 J**	**0.5 J**
Sand, coarse			**1.1 J**	--	**1.7**	**0.8 J**
Sand, medium			**4.3**	--	**4.3**	**4.4**
Sand, fine			**28.3**	--	**29.3**	**39.1**
Sand, very fine			**40.4**	--	**50.2**	**38.4**
Silt			--	--	--	--
Silt, coarse			**11.4**	--	**8.6**	**6.3**
Silt, medium			**4.2**	--	0.7 U	**2.2**
Silt, fine			**0.8 J**	--	0.7 U	**0.7 J**
Silt, very fine			0.8 U	--	**0.7 J**	**2.2**
Clay			--	--	--	--
Clay, coarse			**0.8 J**	--	0.7 U	0.7 U
Clay, medium			**0.8 J**	--	0.7 U	**1.5**
Clay, fine			**2.5**	--	**2.2**	**1.5**
Metals (mg/kg)						
Aluminum			--	--	--	--
Antimony			**0.702 J**	--	**0.718 J**	**0.297 J**
Arsenic	14	120	**9.51**	--	**7.36**	**4.89**
Barium			--	--	--	--
Beryllium			--	--	--	--
Cadmium	2.1	5.4	**0.489**	--	**0.517**	**0.457**
Calcium			--	--	--	--

Table C-16
Sediment Data for 3rd Ave. W Overflow and Canal St. Overflow

		Distance to 3rd Ave. W Overflow (ft)	31	51	125	158
		Distance to Canal St. Overflow (ft)	524	579	502	402
		Location ID	CSO11_CSO-3W-1	KCM-KTUD02	CSO11_CSO-3W-4	CSO11_CSO-3W-5
		Area	LWShipCnlLakeUPortB	LWShipCnlLakeUPortB	LWShipCnlLakeUPortB	LWShipCnlLakeUPortB
		CSO	3rd Ave. W/Canal St.	3rd Ave. W/Canal St.	3rd Ave. W/Canal St.	3rd Ave. W/Canal St.
		Task	KC_CSO_2011	KC_old	KC_CSO_2011	KC_CSO_2011
		Sample ID	L54227-1	8900563	L54227-4	L54227-5
		Sample Date	10/10/2011	05/30/1989	10/10/2011	10/10/2011
		Depth	0 - 10 cm	0 - 2 cm	0 - 10 cm	0 - 10 cm
		Sample Type	N	N	N	N
	SMS_Fresh_SCO_2013	SMS_Fresh_CSL_2013				
Chromium	72	88	**25.8**	--	**21.9**	**19.2**
Copper	400	1200	**82**	--	**46**	**47.9**
Iron			--	--	--	--
Lead	360	1300	**114**	--	**140**	**99**
Magnesium			--	--	--	--
Mercury	0.66	0.8	**1.5 J**	--	**0.339**	**0.37**
Nickel	26	110	**35.7**	--	**30.6**	**28.5**
Potassium			--	--	--	--
Selenium	11	20	--	--	--	--
Silver	0.57	1.7	**0.826**	--	**0.855**	**0.738**
Sodium			--	--	--	--
Thallium			--	--	--	--
Zinc	3200	4200	**172**	--	**157**	**123**
Organometallic Compounds (µg/kg)						
Dibutyltin chloride			--	--	--	--
Monobutyltin trichloride			--	--	--	--
Tetrabutyltin	97	97	--	--	--	--
Tributyltin chloride			--	--	--	--
Volatile Organics (µg/kg)						
1,1,1-Trichloroethane			--	11.11 U	--	--
1,1,2,2-Tetrachloroethane			--	11.11 U	--	--
1,1,2-Trichloroethane			--	11.11 U	--	--
1,1-Dichloroethane			--	11.11 U	--	--
1,1-Dichloroethene			--	11.11 U	--	--
1,2,4-Trichlorobenzene			--	--	--	--
1,2-Dichlorobenzene			--	--	--	--
1,2-Dichloroethane			--	11.11 U	--	--
1,2-Dichloroethene, trans-			--	11.11 U	--	--
1,2-Dichloropropane			--	11.11 U	--	--
1,3-Dichlorobenzene			--	--	--	--
1,3-Dichloropropene, cis-			--	11.11 U	--	--
1,3-Dichloropropene, trans-			--	11.11 U	--	--
1,4-Dichlorobenzene			--	--	--	--
2,3,5-Trichlorophenol			--	144.44 U	--	--
2-Butanone (MEK)			--	**177.77**	--	--

Table C-16
Sediment Data for 3rd Ave. W Overflow and Canal St. Overflow

Distance to 3rd Ave. W Overflow (ft)			**31**	**51**	**125**	**158**
Distance to Canal St. Overflow (ft)			**524**	**579**	**502**	**402**
Location ID			**CSO11_CSO-3W-1**	**KCM-KTUD02**	**CSO11_CSO-3W-4**	**CSO11_CSO-3W-5**
Area			**LWShipCnlLakeUPortB**	**LWShipCnlLakeUPortB**	**LWShipCnlLakeUPortB**	**LWShipCnlLakeUPortB**
CSO			**3rd Ave. W/Canal St.**	**3rd Ave. W/Canal St.**	**3rd Ave. W/Canal St.**	**3rd Ave. W/Canal St.**
Task			**KC_CSO_2011**	**KC_old**	**KC_CSO_2011**	**KC_CSO_2011**
Sample ID			**L54227-1**	**8900563**	**L54227-4**	**L54227-5**
Sample Date			**10/10/2011**	**05/30/1989**	**10/10/2011**	**10/10/2011**
Depth			**0 - 10 cm**	**0 - 2 cm**	**0 - 10 cm**	**0 - 10 cm**
Sample Type			**N**	**N**	**N**	**N**
	SMS_Fresh_SCO_2013	**SMS_Fresh_CSL_2013**				
2-Chloroethylvinyl ether			--	11.11 U	--	--
2-Hexanone (Methyl butyl ketone)			--	55.55 U	--	--
Acetone			--	**222.22**	--	--
Acrolein			--	55.55 U	--	--
Acrylonitrile			--	55.55 U	--	--
Benzene			--	11.11 U	--	--
Bromodichloromethane			--	11.11 U	--	--
Bromoform (Tribromomethane)			--	11.11 U	--	--
Bromomethane (Methyl bromide)			--	11.11 U	--	--
Carbon disulfide			--	11.11 U	--	--
Carbon tetrachloride (Tetrachloromethane)			--	11.11 U	--	--
Chlorobenzene			--	11.11 U	--	--
Chloroethane			--	11.11 U	--	--
Chloroform			--	11.11 U	--	--
Chloromethane			--	11.11 U	--	--
Dibromochloromethane			--	11.11 U	--	--
Dichloromethane (Methylene chloride)			--	**128.88**	--	--
Ethylbenzene			--	11.11 U	--	--
Hexachlorobutadiene (Hexachloro-1,3-butadiene)			--	--	--	--
Methyl isobutyl ketone (4-Methyl-2-pentanone or (MIBK))			--	55.55 U	--	--
Styrene			--	11.11 U	--	--
Tetrachloroethene (PCE)			--	11.11 U	--	--
Toluene			--	11.11 U	--	--
Total xylene (reported, not calculated)			--	11.11 U	--	--
Trichloroethene (TCE)			--	11.11 U	--	--
Trichlorofluoromethane (Fluorotrichloromethane)			--	11.11 U	--	--
Vinyl acetate			--	55.55 U	--	--
Vinyl chloride			--	11.11 U	--	--
Semivolatile Organics (µg/kg)						
1,2,4-Trichlorobenzene			0.84 U	18.88 U	0.79 U	0.77 U
1,2-Dichlorobenzene			8.49 U	18.88 U	7.99 U	7.76 U
1,2-Diphenylhydrazine			--	74.44 U	--	--
1,3-Dichlorobenzene			--	18.88 U	--	--
1,4-Dichlorobenzene			**16.6**	18.88 U	**18.7**	**13**
2,2'-Oxybis (1-chloropropane)			--	--	--	--

Table C-16
Sediment Data for 3rd Ave. W Overflow and Canal St. Overflow

Distance to 3rd Ave. W Overflow (ft)			31	51	125	158
Distance to Canal St. Overflow (ft)			524	579	502	402
Location ID			CSO11_CSO-3W-1	KCM-KTUD02	CSO11_CSO-3W-4	CSO11_CSO-3W-5
Area			LWShipCnlLakeUPortB	LWShipCnlLakeUPortB	LWShipCnlLakeUPortB	LWShipCnlLakeUPortB
CSO			3rd Ave. W/Canal St.	3rd Ave. W/Canal St.	3rd Ave. W/Canal St.	3rd Ave. W/Canal St.
Task			KC_CSO_2011	KC_old	KC_CSO_2011	KC_CSO_2011
Sample ID			L54227-1	8900563	L54227-4	L54227-5
Sample Date			10/10/2011	05/30/1989	10/10/2011	10/10/2011
Depth			0 - 10 cm	0 - 2 cm	0 - 10 cm	0 - 10 cm
Sample Type			N	N	N	N
	SMS_Fresh_SCO_2013	SMS_Fresh_CSL_2013				
2,2'-Oxybis (2-choloropropane)			--	74.44 U	--	--
2,3,6-Trichlorophenol			--	144.44 U	--	--
2,4,5-Trichlorophenol			--	--	--	--
2,4,6-Trichlorophenol			--	--	--	--
2,4-Dichlorophenol			--	36.66 U	--	--
2,4-Dimethylphenol			8.4 U	36.66 U	7.9 U	7.7 U
2,4-Dinitrophenol			--	74.44 U	--	--
2,4-Dinitrotoluene			--	14.44 U	--	--
2,6-Dinitrotoluene			--	14.44 U	--	--
2-Chloronaphthalene			--	18.88 U	--	--
2-Chlorophenol			--	74.44 U	--	--
2-Methylnaphthalene			**136**	--	**138**	**156**
2-Methylphenol (o-Cresol)			8.4 U	36.66 U	7.9 U	7.7 U
2-Nitroaniline			--	111.11 U	--	--
2-Nitrophenol			--	36.66 U	--	--
3,3'-Dichlorobenzidine			--	--	--	--
3-Nitroaniline			--	111.11 U	--	--
4-Bromophenyl-phenyl ether			--	11.11 U	--	--
4-Chloro-3-methylphenol			--	74.44 U	--	--
4-Chloroaniline			--	74.44 U	--	--
4-Chlorophenyl phenyl ether			--	18.88 U	--	--
4-Methylphenol (p-Cresol)	260	2000	43 U	36.66 U	40 U	39 U
4-Nitroaniline			--	111.11 U	--	--
4-Nitrophenol			--	74.44 U	--	--
Acenaphthene			**879**	--	**1020**	**1660**
Acenaphthylene			**140**	--	**119**	**199**
Aniline			--	74.44 U	--	--
Anthracene			**1060**	--	**1120**	**1500**
Benzidine			--	888.88 U	--	--
Benzo(a)anthracene			**2320**	--	**2580**	**2820**
Benzo(a)pyrene			**3470**	--	**3790**	**4340**
Benzo(g,h,i)perylene			**2310**	--	**2190**	**2650**
Benzoic acid	2900	3800	**252**	111.11 U	**259**	**242**
Benzyl alcohol			21.2 U	36.66 U	19.9 U	19.4 U
bis(2-Chloroethoxy)methane			--	36.66 U	--	--

Table C-16
Sediment Data for 3rd Ave. W Overflow and Canal St. Overflow

		Distance to 3rd Ave. W Overflow (ft)	31	51	125	158
		Distance to Canal St. Overflow (ft)	524	579	502	402
		Location ID	CSO11_CSO-3W-1	KCM-KTUD02	CSO11_CSO-3W-4	CSO11_CSO-3W-5
		Area	LWShipCnlLakeUPortB	LWShipCnlLakeUPortB	LWShipCnlLakeUPortB	LWShipCnlLakeUPortB
		CSO	3rd Ave. W/Canal St.	3rd Ave. W/Canal St.	3rd Ave. W/Canal St.	3rd Ave. W/Canal St.
		Task	KC_CSO_2011	KC_old	KC_CSO_2011	KC_CSO_2011
		Sample ID	L54227-1	8900563	L54227-4	L54227-5
		Sample Date	10/10/2011	05/30/1989	10/10/2011	10/10/2011
		Depth	0 - 10 cm	0 - 2 cm	0 - 10 cm	0 - 10 cm
		Sample Type	N	N	N	N
	SMS_Fresh_SCO_2013	SMS_Fresh_CSL_2013				
bis(2-Chloroethyl)ether			--	36.66 U	--	--
bis(2-Ethylhexyl)phthalate	500	22000	**1820**	**1533.33**	**1240**	**1010**
Butylbenzyl phthalate			**361**	18.88 U	**396**	11.6 U
Chrysene			**2770**	--	**3210**	**3550**
Coprostanol (Cholestan-3-ol (3B, 5B))			--	--	--	--
Dibenzo(a,h)anthracene			**575**	--	**447**	**603**
Dibenzofuran	200	680	**121**	--	**110**	**97.7**
Diethyl phthalate			18 U	36.66 U	16 U	16 U
Dimethyl phthalate			**36.5**	**113.33**	16 U	15.6 U
Di-n-butyl phthalate	380	1000	77.4 UJ	36.66 U	16 U	16 U
Dinitro-o-cresol (4,6-Dinitro-2-methylphenol)			--	74.44 U	--	--
Di-n-octyl phthalate	39	1100	17 U	18.88 U	16 U	15.6 U
Fluoranthene			**5210**	--	**6000**	**7180**
Fluorene			**457**	--	**528**	**693**
Hexachlorobenzene			0.84 U	18.88 U	0.79 U	0.77 U
Hexachlorobutadiene (Hexachloro-1,3-butadiene)			4.3 U	36.66 U	4 U	3.9 U
Hexachlorocyclopentadiene			--	36.66 U	--	--
Hexachloroethane			--	36.66 U	--	--
Indeno(1,2,3-c,d)pyrene			**1880**	--	**1860**	**2170**
Isophorone			--	36.66 U	--	--
Naphthalene			**220**	--	**252**	**194**
Nitrobenzene			--	36.66 U	--	--
n-Nitrosodimethylamine			--	111.11 U	--	--
n-Nitrosodi-n-propylamine			--	36.66 U	--	--
n-Nitrosodiphenylamine			21.2 U	37.77 U	19.9 U	19.4 U
Pentachlorophenol	1200	1200	127 U	36.66 U	120 U	116 U
Phenanthrene			**3260**	--	**3900**	**5840**
Phenol	120	210	43 U	111.11 U	40 U	39 U
Pyrene			**6000**	--	**6960**	**8370**
Pyridine			--	--	--	--
Total Benzofluoranthenes (lab reported total)			**4270**	--	**4780**	**5270**
Total cPAH TEQ (7 minimum CAEPA 2005) (U = 0)			**4402.2**	--	**4788.8**	**5461.8**
Total PAH (SMS Freshwater 2013) (U = 0)	17000	30000	**34957**	--	**38894**	**47195**
Polycyclic Aromatic Hydrocarbons (µg/kg)						
2-Methylnaphthalene			--	**288.88**	--	--

Table C-16
Sediment Data for 3rd Ave. W Overflow and Canal St. Overflow

Distance to 3rd Ave. W Overflow (ft)			**31**	**51**	**125**	**158**
Distance to Canal St. Overflow (ft)			**524**	**579**	**502**	**402**
Location ID			**CSO11_CSO-3W-1**	**KCM-KTUD02**	**CSO11_CSO-3W-4**	**CSO11_CSO-3W-5**
Area			**LWShipCnlLakeUPortB**	**LWShipCnlLakeUPortB**	**LWShipCnlLakeUPortB**	**LWShipCnlLakeUPortB**
CSO			**3rd Ave. W/Canal St.**	**3rd Ave. W/Canal St.**	**3rd Ave. W/Canal St.**	**3rd Ave. W/Canal St.**
Task			**KC_CSO_2011**	**KC_old**	**KC_CSO_2011**	**KC_CSO_2011**
Sample ID			**L54227-1**	**8900563**	**L54227-4**	**L54227-5**
Sample Date			**10/10/2011**	**05/30/1989**	**10/10/2011**	**10/10/2011**
Depth			**0 - 10 cm**	**0 - 2 cm**	**0 - 10 cm**	**0 - 10 cm**
Sample Type			**N**	**N**	**N**	**N**
	SMS_Fresh_SCO_2013	**SMS_Fresh_CSL_2013**				
Acenaphthene			--	**1022.22**	--	--
Acenaphthylene			--	**188.88**	--	--
Anthracene			--	**1111.11**	--	--
Benzo(a)anthracene			--	**3111.11**	--	--
Benzo(a)pyrene			--	**4666.66**	--	--
Benzo(b)fluoranthene			--	**3555.55**	--	--
Benzo(g,h,i)perylene			--	**2111.11**	--	--
Benzo(k)fluoranthene			--	**4000**	--	--
Carbazole	900	1100	--	--	--	--
Chrysene			--	**4222.22**	--	--
Dibenzo(a,h)anthracene			--	**955.55**	--	--
Dibenzofuran	200	680	--	**177.77**	--	--
Fluoranthene			--	**4222.22**	--	--
Fluorene			--	**511.11**	--	--
Indeno(1,2,3-c,d)pyrene			--	**1933.33**	--	--
Naphthalene			--	**577.77**	--	--
Phenanthrene			--	**3777.77**	--	--
Pyrene			--	**8666.66**	--	--
Retene			--	--	--	--
Total cPAH TEQ (7 minimum CAEPA 2005) (U = 0)			--	**6064.4362**	--	--
Total PAH (SMS Freshwater 2013) (U = 0)	17000	30000	--	**44922.15**	--	--
Pesticides (µg/kg)						
4,4'-DDD (p,p'-DDD)			--	3.66 U	--	--
4,4'-DDE (p,p'-DDE)			--	3.66 U	--	--
4,4'-DDT (p,p'-DDT)			--	3.66 U	--	--
Aldrin			--	3.66 U	--	--
Chlordane			--	18.88 U	--	--
Chlordane, alpha- (Chlordane, cis-)			--	--	--	--
Chlordane, beta- (Chlordane, trans-)			--	--	--	--
Dieldrin	4.9	9.3	--	3.66 U	--	--
Endosulfan			--	--	--	--
Endosulfan sulfate			--	3.66 U	--	--
Endosulfan, alpha- (I)			--	3.66 U	--	--
Endosulfan, beta (II)			--	3.66 U	--	--
Endrin			--	3.66 U	--	--

Table C-16
Sediment Data for 3rd Ave. W Overflow and Canal St. Overflow

Distance to 3rd Ave. W Overflow (ft)			31	51	125	158
Distance to Canal St. Overflow (ft)			524	579	502	402
Location ID			CSO11_CSO-3W-1	KCM-KTUD02	CSO11_CSO-3W-4	CSO11_CSO-3W-5
Area			LWShipCnlLakeUPortB	LWShipCnlLakeUPortB	LWShipCnlLakeUPortB	LWShipCnlLakeUPortB
CSO			3rd Ave. W/Canal St.	3rd Ave. W/Canal St.	3rd Ave. W/Canal St.	3rd Ave. W/Canal St.
Task			KC_CSO_2011	KC_old	KC_CSO_2011	KC_CSO_2011
Sample ID			L54227-1	8900563	L54227-4	L54227-5
Sample Date			10/10/2011	05/30/1989	10/10/2011	10/10/2011
Depth			0 - 10 cm	0 - 2 cm	0 - 10 cm	0 - 10 cm
Sample Type			N	N	N	N
	SMS_Fresh_SCO_2013	SMS_Fresh_CSL_2013				
Endrin aldehyde			--	3.66 U	--	--
Heptachlor			--	3.66 U	--	--
Heptachlor epoxide			--	3.66 U	--	--
Hexachlorocyclohexane (BHC), alpha-			--	3.66 U	--	--
Hexachlorocyclohexane (BHC), beta-	7.2	11	--	3.66 U	--	--
Hexachlorocyclohexane (BHC), delta-			--	3.66 U	--	--
Hexachlorocyclohexane (BHC), gamma- (Lindane)			--	3.66 U	--	--
Methoxychlor			--	18.88 U	--	--
Total 4,4'-DDD,-DDE,-DDT (reported, not calculated)			--	--	--	--
Toxaphene			--	36.66 U	--	--
Sum DDD (U = 0)	310	860	--	3.66 U	--	--
Sum DDE (U = 0)	21	33	--	3.66 U	--	--
Sum DDT (U = 0)	100	8100	--	3.66 U	--	--

Table C-16
Sediment Data for 3rd Ave. W Overflow and Canal St. Overflow

		Distance to 3rd Ave. W Overflow (ft)	31	51	125	158
		Distance to Canal St. Overflow (ft)	524	579	502	402
		Location ID	CSO11_CSO-3W-1	KCM-KTUD02	CSO11_CSO-3W-4	CSO11_CSO-3W-5
		Area	LWShipCnlLakeUPortB	LWShipCnlLakeUPortB	LWShipCnlLakeUPortB	LWShipCnlLakeUPortB
		CSO	3rd Ave. W/Canal St.	3rd Ave. W/Canal St.	3rd Ave. W/Canal St.	3rd Ave. W/Canal St.
		Task	KC_CSO_2011	KC_old	KC_CSO_2011	KC_CSO_2011
		Sample ID	L54227-1	8900563	L54227-4	L54227-5
		Sample Date	10/10/2011	05/30/1989	10/10/2011	10/10/2011
		Depth	0 - 10 cm	0 - 2 cm	0 - 10 cm	0 - 10 cm
		Sample Type	N	N	N	N
	SMS_Fresh_SCO_2013	SMS_Fresh_CSL_2013				
Herbicides (µg/kg)						
2,4,5-T (2,4,5-Trichlorophenoxyacetic acid)			--	--	--	--
2,4,5-TP (Silvex)			--	--	--	--
2,4-D (2,4-Dichlorophenoxyacetic acid)			--	--	--	--
2,4-DB (2,4-D derivative)			--	--	--	--
Dicamba			--	--	--	--
Dinoseb			--	--	--	--
Mecoprop (MCPP)			--	--	--	--
Mephanac (MCPA)			--	--	--	--
PCB Aroclors (µg/kg)						
Aroclor 1016			2.1 U	36.66 U	1.9 U	19 U
Aroclor 1221			4.3 U	36.66 U	4 U	39 U
Aroclor 1232			4.3 U	36.66 U	4 U	39 U
Aroclor 1242			**45.9**	36.66 U	**66.1**	**60.7 J**
Aroclor 1248			2.1 U	36.66 U	1.9 U	19 U
Aroclor 1254			**87.1**	**62.22 J**	**186**	**147**
Aroclor 1260			**53.8**	**80**	**58.5**	**39.7 J**
Aroclor 1268			--	--	--	--
Total PCB Aroclors (SMS Freshwater 2013) (U = 0)	110	2500	**186.8**	**142.22 J**	**310.6**	**247.4 J**
Total Petroleum Hydrocarbons (mg/kg)						
Creosote			--	--	--	--
Diesel range hydrocarbons	340	510	--	--	--	--
Gasoline range hydrocarbons			--	--	--	--
Pharmaceuticals and Personal Care Products (µg/kg)						
Caffeine			--	--	--	--

Table C-16
Sediment Data for 3rd Ave. W Overflow and Canal St. Overflow

		Distance to 3rd Ave. W Overflow (ft)	160	202	318	324
		Distance to Canal St. Overflow (ft)	598	494	214	794
		Location ID	CSO11_CSO-3W-3	CSO11_CSO-3W-7	CSO11_CSO-3W-6	CSO11_CSO-3W-2
		Area	LWShipCnlLakeUPortB	LWShipCnlLakeUPortB	LWShipCnlLakeUPortB	LWShipCnlLakeUPortB
		CSO	3rd Ave. W/Canal St.	3rd Ave. W/Canal St.	3rd Ave. W/Canal St.	3rd Ave. W/Canal St.
		Task	KC_CSO_2011	KC_CSO_2011	KC_CSO_2011	KC_CSO_2011
		Sample ID	L54227-3	L54227-7	L54227-6	L54227-2
		Sample Date	10/10/2011	10/10/2011	10/10/2011	10/10/2011
		Depth	0 - 9 cm	0 - 4 cm	0 - 8 cm	0 - 10 cm
		Sample Type	N	N	N	N
	SMS_Fresh_SCO_2013	SMS_Fresh_CSL_2013				
Conventional Parameters (mg/kg)						
Acid volatile sulfide			--	--	--	--
Ammonia	230	300	--	--	--	--
Sulfide	39	61	--	--	--	--
Conventional Parameters (pct)						
Total organic carbon			**1.23**	**0.971**	**0.489**	**0.985**
Total solids			**64.3**	**81.4**	**74.1**	**78.2**
Total volatile solids			--	--	--	--
Grain Size (pct)						
Pebble			**3.3**	**4.7**	**0.8 J**	**24.5**
Gravel			--	--	--	--
Granule (very fine gravel)			0.1 U	**4.7**	**0.5 J**	**4.7**
Sand			--	--	--	--
Sand, very coarse			**0.7 J**	**36.4**	**1.3**	**7**
Sand, coarse			**1.4 J**	**9.7**	**1.8**	**2.8**
Sand, medium			**4.3**	**4.5**	**6.3**	**2.6**
Sand, fine			**32.4**	**14.1**	**44.4**	**15.6**
Sand, very fine			**46.1**	**17.4**	**32**	**30.6**
Silt			--	--	--	--
Silt, coarse			**7.8**	**4.9**	**4.2**	**6.9**
Silt, medium			0.7 U	0.6 U	0.6 U	**0.6 J**
Silt, fine			**0.7 J**	0.6 U	0.6 U	0.6 U
Silt, very fine			**0.7 J**	0.6 U	0.6 U	0.6 U
Clay			--	--	--	--
Clay, coarse			0.7 U	0.6 U	0.6 U	0.6 U
Clay, medium			**1.4**	**1.2**	0.6 U	**0.6 J**
Clay, fine			**1.4**	**1.2**	**1.2**	**1.3**
Metals (mg/kg)						
Aluminum			--	--	--	--
Antimony			**0.378 J**	0.095 UJ	**0.16 J**	**0.668 J**
Arsenic	14	120	**5.91**	**4.69**	**3.14**	**4.54**
Barium			--	--	--	--
Beryllium			--	--	--	--
Cadmium	2.1	5.4	**0.308**	**0.149**	**0.174**	**0.27**
Calcium			--	--	--	--

Table C-16
Sediment Data for 3rd Ave. W Overflow and Canal St. Overflow

		Distance to 3rd Ave. W Overflow (ft)	160	202	318	324
		Distance to Canal St. Overflow (ft)	598	494	214	794
		Location ID	CSO11_CSO-3W-3	CSO11_CSO-3W-7	CSO11_CSO-3W-6	CSO11_CSO-3W-2
		Area	LWShipCnlLakeUPortB	LWShipCnlLakeUPortB	LWShipCnlLakeUPortB	LWShipCnlLakeUPortB
		CSO	3rd Ave. W/Canal St.	3rd Ave. W/Canal St.	3rd Ave. W/Canal St.	3rd Ave. W/Canal St.
		Task	KC_CSO_2011	KC_CSO_2011	KC_CSO_2011	KC_CSO_2011
		Sample ID	L54227-3	L54227-7	L54227-6	L54227-2
		Sample Date	10/10/2011	10/10/2011	10/10/2011	10/10/2011
		Depth	0 - 9 cm	0 - 4 cm	0 - 8 cm	0 - 10 cm
		Sample Type	N	N	N	N
	SMS_Fresh_SCO_2013	SMS_Fresh_CSL_2013				
Chromium	72	88	**21.2**	**20.9**	**15.7**	**16.5**
Copper	400	1200	**40.7**	**21**	**25.9**	**40.7**
Iron			--	--	--	--
Lead	360	1300	**84.4**	**51**	**40.9**	**68.5 J**
Magnesium			--	--	--	--
Mercury	0.66	0.8	**0.585**	**0.05 J**	**0.352**	**0.459**
Nickel	26	110	**31.4**	**18.7**	**24.8**	**23.9**
Potassium			--	--	--	--
Selenium	11	20	--	--	--	--
Silver	0.57	1.7	**0.527**	**0.154**	**0.179**	**0.624**
Sodium			--	--	--	--
Thallium			--	--	--	--
Zinc	3200	4200	**132**	**80**	**85.3**	**95**
Organometallic Compounds (µg/kg)						
Dibutyltin chloride			--	--	--	--
Monobutyltin trichloride			--	--	--	--
Tetrabutyltin	97	97	--	--	--	--
Tributyltin chloride			--	--	--	--
Volatile Organics (µg/kg)						
1,1,1-Trichloroethane			--	--	--	--
1,1,2,2-Tetrachloroethane			--	--	--	--
1,1,2-Trichloroethane			--	--	--	--
1,1-Dichloroethane			--	--	--	--
1,1-Dichloroethene			--	--	--	--
1,2,4-Trichlorobenzene			--	--	--	--
1,2-Dichlorobenzene			--	--	--	--
1,2-Dichloroethane			--	--	--	--
1,2-Dichloroethene, trans-			--	--	--	--
1,2-Dichloropropane			--	--	--	--
1,3-Dichlorobenzene			--	--	--	--
1,3-Dichloropropene, cis-			--	--	--	--
1,3-Dichloropropene, trans-			--	--	--	--
1,4-Dichlorobenzene			--	--	--	--
2,3,5-Trichlorophenol			--	--	--	--
2-Butanone (MEK)			--	--	--	--

Table C-16
Sediment Data for 3rd Ave. W Overflow and Canal St. Overflow

		Distance to 3rd Ave. W Overflow (ft)	160	202	318	324
		Distance to Canal St. Overflow (ft)	598	494	214	794
		Location ID	CSO11_CSO-3W-3	CSO11_CSO-3W-7	CSO11_CSO-3W-6	CSO11_CSO-3W-2
		Area	LWShipCnlLakeUPortB	LWShipCnlLakeUPortB	LWShipCnlLakeUPortB	LWShipCnlLakeUPortB
		CSO	3rd Ave. W/Canal St.	3rd Ave. W/Canal St.	3rd Ave. W/Canal St.	3rd Ave. W/Canal St.
		Task	KC_CSO_2011	KC_CSO_2011	KC_CSO_2011	KC_CSO_2011
		Sample ID	L54227-3	L54227-7	L54227-6	L54227-2
		Sample Date	10/10/2011	10/10/2011	10/10/2011	10/10/2011
		Depth	0 - 9 cm	0 - 4 cm	0 - 8 cm	0 - 10 cm
		Sample Type	N	N	N	N
	SMS_Fresh_SCO_2013	SMS_Fresh_CSL_2013				
2-Chloroethylvinyl ether			--	--	--	--
2-Hexanone (Methyl butyl ketone)			--	--	--	--
Acetone			--	--	--	--
Acrolein			--	--	--	--
Acrylonitrile			--	--	--	--
Benzene			--	--	--	--
Bromodichloromethane			--	--	--	--
Bromoform (Tribromomethane)			--	--	--	--
Bromomethane (Methyl bromide)			--	--	--	--
Carbon disulfide			--	--	--	--
Carbon tetrachloride (Tetrachloromethane)			--	--	--	--
Chlorobenzene			--	--	--	--
Chloroethane			--	--	--	--
Chloroform			--	--	--	--
Chloromethane			--	--	--	--
Dibromochloromethane			--	--	--	--
Dichloromethane (Methylene chloride)			--	--	--	--
Ethylbenzene			--	--	--	--
Hexachlorobutadiene (Hexachloro-1,3-butadiene)			--	--	--	--
Methyl isobutyl ketone (4-Methyl-2-pentanone or (MIBK))			--	--	--	--
Styrene			--	--	--	--
Tetrachloroethene (PCE)			--	--	--	--
Toluene			--	--	--	--
Total xylene (reported, not calculated)			--	--	--	--
Trichloroethene (TCE)			--	--	--	--
Trichlorofluoromethane (Fluorotrichloromethane)			--	--	--	--
Vinyl acetate			--	--	--	--
Vinyl chloride			--	--	--	--
Semivolatile Organics (µg/kg)						
1,2,4-Trichlorobenzene			4.2 U	0.65 U	**1.3 J**	0.68 U
1,2-Dichlorobenzene			41.5 U	6.55 U	7.19 U	6.82 U
1,2-Diphenylhydrazine			--	--	--	--
1,3-Dichlorobenzene			--	--	--	--
1,4-Dichlorobenzene			62.2 U	9.83 U	10.8 U	10.2 U
2,2'-Oxybis (1-chloropropane)			--	--	--	--

Table C-16
Sediment Data for 3rd Ave. W Overflow and Canal St. Overflow

		Distance to 3rd Ave. W Overflow (ft)	160	202	318	324
		Distance to Canal St. Overflow (ft)	598	494	214	794
		Location ID	CSO11_CSO-3W-3	CSO11_CSO-3W-7	CSO11_CSO-3W-6	CSO11_CSO-3W-2
		Area	LWShipCnlLakeUPortB	LWShipCnlLakeUPortB	LWShipCnlLakeUPortB	LWShipCnlLakeUPortB
		CSO	3rd Ave. W/Canal St.	3rd Ave. W/Canal St.	3rd Ave. W/Canal St.	3rd Ave. W/Canal St.
		Task	KC_CSO_2011	KC_CSO_2011	KC_CSO_2011	KC_CSO_2011
		Sample ID	L54227-3	L54227-7	L54227-6	L54227-2
		Sample Date	10/10/2011	10/10/2011	10/10/2011	10/10/2011
		Depth	0 - 9 cm	0 - 4 cm	0 - 8 cm	0 - 10 cm
		Sample Type	N	N	N	N
	SMS_Fresh_SCO_2013	SMS_Fresh_CSL_2013				
2,2'-Oxybis (2-choloropropane)			--	--	--	--
2,3,6-Trichlorophenol			--	--	--	--
2,4,5-Trichlorophenol			--	--	--	--
2,4,6-Trichlorophenol			--	--	--	--
2,4-Dichlorophenol			--	--	--	--
2,4-Dimethylphenol			42 U	6.5 U	7.2 U	6.8 U
2,4-Dinitrophenol			--	--	--	--
2,4-Dinitrotoluene			--	--	--	--
2,6-Dinitrotoluene			--	--	--	--
2-Chloronaphthalene			--	--	--	--
2-Chlorophenol			--	--	--	--
2-Methylnaphthalene			**117 J**	**7.6 J**	**118**	**37.7**
2-Methylphenol (o-Cresol)			42 U	6.5 U	7.2 U	6.8 U
2-Nitroaniline			--	--	--	--
2-Nitrophenol			--	--	--	--
3,3'-Dichlorobenzidine			--	--	--	--
3-Nitroaniline			--	--	--	--
4-Bromophenyl-phenyl ether			--	--	--	--
4-Chloro-3-methylphenol			--	--	--	--
4-Chloroaniline			--	--	--	--
4-Chlorophenyl phenyl ether			--	--	--	--
4-Methylphenol (p-Cresol)	260	2000	200 U	33 U	36 U	35 U
4-Nitroaniline			--	--	--	--
4-Nitrophenol			--	--	--	--
Acenaphthene			**1480 J**	**114**	**1610**	**229**
Acenaphthylene			**389 J**	6.5 U	**138**	6.8 U
Aniline			--	--	--	--
Anthracene			**2350 J**	**35.7**	**1770**	**581**
Benzidine			--	--	--	--
Benzo(a)anthracene			**3890 J**	**108**	**2930**	**1220**
Benzo(a)pyrene			**5720 J**	**144**	**5060**	**1780**
Benzo(g,h,i)perylene			**3300 J**	**85.9**	**2910**	**1140**
Benzoic acid	2900	3800	829 U	**592**	**192**	137 U
Benzyl alcohol			104 U	16.3 U	17.9 U	17 U
bis(2-Chloroethoxy)methane			--	--	--	--

Table C-16
Sediment Data for 3rd Ave. W Overflow and Canal St. Overflow

		Distance to 3rd Ave. W Overflow (ft)	160	202	318	324
		Distance to Canal St. Overflow (ft)	598	494	214	794
		Location ID	CSO11_CSO-3W-3	CSO11_CSO-3W-7	CSO11_CSO-3W-6	CSO11_CSO-3W-2
		Area	LWShipCnlLakeUPortB	LWShipCnlLakeUPortB	LWShipCnlLakeUPortB	LWShipCnlLakeUPortB
		CSO	3rd Ave. W/Canal St.	3rd Ave. W/Canal St.	3rd Ave. W/Canal St.	3rd Ave. W/Canal St.
		Task	KC_CSO_2011	KC_CSO_2011	KC_CSO_2011	KC_CSO_2011
		Sample ID	L54227-3	L54227-7	L54227-6	L54227-2
		Sample Date	10/10/2011	10/10/2011	10/10/2011	10/10/2011
		Depth	0 - 9 cm	0 - 4 cm	0 - 8 cm	0 - 10 cm
		Sample Type	N	N	N	N
	SMS_Fresh_SCO_2013	SMS_Fresh_CSL_2013				
bis(2-Chloroethyl)ether			--	--	--	--
bis(2-Ethylhexyl)phthalate	500	22000	**1730 J**	189 UJ	152 UJ	**506**
Butylbenzyl phthalate			253 UJ	9.83 U	45.1 UJ	105 UJ
Chrysene			**5090 J**	**129**	**3700**	**1560**
Coprostanol (Cholestan-3-ol (3B, 5B))			--	--	--	--
Dibenzo(a,h)anthracene			**773 J**	**18.2**	**625**	**306**
Dibenzofuran	200	680	**204 J**	**12 J**	**64.6**	**21.5**
Diethyl phthalate			82 U	14 U	15 U	14 U
Dimethyl phthalate			82.9 U	**16.8**	14.4 U	**20.7**
Di-n-butyl phthalate	380	1000	82 U	23 UJ	15 U	**520**
Dinitro-o-cresol (4,6-Dinitro-2-methylphenol)			--	--	--	--
Di-n-octyl phthalate	39	1100	82.9 U	13.1 U	14.4 U	13.7 U
Fluoranthene			**9950 J**	**209**	**8070**	**2920**
Fluorene			**1060 J**	**41.4**	**700**	**124**
Hexachlorobenzene			4.2 U	0.65 U	0.72 U	0.68 U
Hexachlorobutadiene (Hexachloro-1,3-butadiene)			20 U	3.3 U	3.6 U	3.5 U
Hexachlorocyclopentadiene			--	--	--	--
Hexachloroethane			--	--	--	--
Indeno(1,2,3-c,d)pyrene			**2640 J**	**65.6**	**2310**	**935**
Isophorone			--	--	--	--
Naphthalene			**243 J**	6.5 U	**265**	**111**
Nitrobenzene			--	--	--	--
n-Nitrosodimethylamine			--	--	--	--
n-Nitrosodi-n-propylamine			--	--	--	--
n-Nitrosodiphenylamine			104 U	16.3 U	17.9 U	17 U
Pentachlorophenol	1200	1200	622 U	98.3 U	108 U	102 U
Phenanthrene			**7820 J**	**143**	**6990**	**1560**
Phenol	120	210	200 U	33 U	36 U	35 U
Pyrene			**11700 J**	**246**	**9850**	**3270**
Pyridine			--	--	--	--
Total Benzofluoranthenes (lab reported total)			**7110 J**	**201**	**6090**	**2300**
Total cPAH TEQ (7 minimum CAEPA 2005) (U = 0)			**7212.2 J**	**184.57**	**6292.5**	**2271.7**
Total PAH (SMS Freshwater 2013) (U = 0)	17000	30000	**63632 J**	**1548.4 J**	**53136**	**18073.7**
Polycyclic Aromatic Hydrocarbons (µg/kg)						
2-Methylnaphthalene			--	--	--	--

Table C-16
Sediment Data for 3rd Ave. W Overflow and Canal St. Overflow

		Distance to 3rd Ave. W Overflow (ft)	160	202	318	324
		Distance to Canal St. Overflow (ft)	598	494	214	794
		Location ID	CSO11_CSO-3W-3	CSO11_CSO-3W-7	CSO11_CSO-3W-6	CSO11_CSO-3W-2
		Area	LWShipCnlLakeUPortB	LWShipCnlLakeUPortB	LWShipCnlLakeUPortB	LWShipCnlLakeUPortB
		CSO	3rd Ave. W/Canal St.	3rd Ave. W/Canal St.	3rd Ave. W/Canal St.	3rd Ave. W/Canal St.
		Task	KC_CSO_2011	KC_CSO_2011	KC_CSO_2011	KC_CSO_2011
		Sample ID	L54227-3	L54227-7	L54227-6	L54227-2
		Sample Date	10/10/2011	10/10/2011	10/10/2011	10/10/2011
		Depth	0 - 9 cm	0 - 4 cm	0 - 8 cm	0 - 10 cm
		Sample Type	N	N	N	N
	SMS_Fresh_SCO_2013	SMS_Fresh_CSL_2013				
Acenaphthene			--	--	--	--
Acenaphthylene			--	--	--	--
Anthracene			--	--	--	--
Benzo(a)anthracene			--	--	--	--
Benzo(a)pyrene			--	--	--	--
Benzo(b)fluoranthene			--	--	--	--
Benzo(g,h,i)perylene			--	--	--	--
Benzo(k)fluoranthene			--	--	--	--
Carbazole	900	1100	--	--	--	--
Chrysene			--	--	--	--
Dibenzo(a,h)anthracene			--	--	--	--
Dibenzofuran	200	680	--	--	--	--
Fluoranthene			--	--	--	--
Fluorene			--	--	--	--
Indeno(1,2,3-c,d)pyrene			--	--	--	--
Naphthalene			--	--	--	--
Phenanthrene			--	--	--	--
Pyrene			--	--	--	--
Retene			--	--	--	--
Total cPAH TEQ (7 minimum CAEPA 2005) (U = 0)			--	--	--	--
Total PAH (SMS Freshwater 2013) (U = 0)	17000	30000	--	--	--	--
Pesticides (µg/kg)						
4,4'-DDD (p,p'-DDD)			--	--	--	--
4,4'-DDE (p,p'-DDE)			--	--	--	--
4,4'-DDT (p,p'-DDT)			--	--	--	--
Aldrin			--	--	--	--
Chlordane			--	--	--	--
Chlordane, alpha- (Chlordane, cis-)			--	--	--	--
Chlordane, beta- (Chlordane, trans-)			--	--	--	--
Dieldrin	4.9	9.3	--	--	--	--
Endosulfan			--	--	--	--
Endosulfan sulfate			--	--	--	--
Endosulfan, alpha- (I)			--	--	--	--
Endosulfan, beta (II)			--	--	--	--
Endrin			--	--	--	--

Table C-16
Sediment Data for 3rd Ave. W Overflow and Canal St. Overflow

		Distance to 3rd Ave. W Overflow (ft)	160	202	318	324
		Distance to Canal St. Overflow (ft)	598	494	214	794
		Location ID	CSO11_CSO-3W-3	CSO11_CSO-3W-7	CSO11_CSO-3W-6	CSO11_CSO-3W-2
		Area	LWShipCnlLakeUPortB	LWShipCnlLakeUPortB	LWShipCnlLakeUPortB	LWShipCnlLakeUPortB
		CSO	3rd Ave. W/Canal St.	3rd Ave. W/Canal St.	3rd Ave. W/Canal St.	3rd Ave. W/Canal St.
		Task	KC_CSO_2011	KC_CSO_2011	KC_CSO_2011	KC_CSO_2011
		Sample ID	L54227-3	L54227-7	L54227-6	L54227-2
		Sample Date	10/10/2011	10/10/2011	10/10/2011	10/10/2011
		Depth	0 - 9 cm	0 - 4 cm	0 - 8 cm	0 - 10 cm
		Sample Type	N	N	N	N
	SMS_Fresh_SCO_2013	SMS_Fresh_CSL_2013				
Endrin aldehyde			--	--	--	--
Heptachlor			--	--	--	--
Heptachlor epoxide			--	--	--	--
Hexachlorocyclohexane (BHC), alpha-			--	--	--	--
Hexachlorocyclohexane (BHC), beta-	7.2	11	--	--	--	--
Hexachlorocyclohexane (BHC), delta-			--	--	--	--
Hexachlorocyclohexane (BHC), gamma- (Lindane)			--	--	--	--
Methoxychlor			--	--	--	--
Total 4,4'-DDD,-DDE,-DDT (reported, not calculated)			--	--	--	--
Toxaphene			--	--	--	--
Sum DDD (U = 0)	310	860	--	--	--	--
Sum DDE (U = 0)	21	33	--	--	--	--
Sum DDT (U = 0)	100	8100	--	--	--	--

Table C-16
Sediment Data for 3rd Ave. W Overflow and Canal St. Overflow

		Distance to 3rd Ave. W Overflow (ft)	**160**	**202**	**318**	**324**
		Distance to Canal St. Overflow (ft)	**598**	**494**	**214**	**794**
		Location ID	**CSO11_CSO-3W-3**	**CSO11_CSO-3W-7**	**CSO11_CSO-3W-6**	**CSO11_CSO-3W-2**
		Area	**LWShipCnlLakeUPortB**	**LWShipCnlLakeUPortB**	**LWShipCnlLakeUPortB**	**LWShipCnlLakeUPortB**
		CSO	**3rd Ave. W/Canal St.**	**3rd Ave. W/Canal St.**	**3rd Ave. W/Canal St.**	**3rd Ave. W/Canal St.**
		Task	**KC_CSO_2011**	**KC_CSO_2011**	**KC_CSO_2011**	**KC_CSO_2011**
		Sample ID	**L54227-3**	**L54227-7**	**L54227-6**	**L54227-2**
		Sample Date	**10/10/2011**	**10/10/2011**	**10/10/2011**	**10/10/2011**
		Depth	**0 - 9 cm**	**0 - 4 cm**	**0 - 8 cm**	**0 - 10 cm**
		Sample Type	**N**	**N**	**N**	**N**
	SMS_Fresh_SCO_2013	**SMS_Fresh_CSL_2013**				
Herbicides (µg/kg)						
2,4,5-T (2,4,5-Trichlorophenoxyacetic acid)			--	--	--	--
2,4,5-TP (Silvex)			--	--	--	--
2,4-D (2,4-Dichlorophenoxyacetic acid)			--	--	--	--
2,4-DB (2,4-D derivative)			--	--	--	--
Dicamba			--	--	--	--
Dinoseb			--	--	--	--
Mecoprop (MCPP)			--	--	--	--
Mephanac (MCPA)			--	--	--	--
PCB Aroclors (µg/kg)						
Aroclor 1016			2 U	1.6 U	1.8 U	1.7 U
Aroclor 1221			4.2 U	3.3 U	3.6 U	3.5 U
Aroclor 1232			4.2 U	3.3 U	3.6 U	3.5 U
Aroclor 1242			**7.29**	1.6 U	**5.52**	**19.4**
Aroclor 1248			2 U	1.6 U	1.8 U	1.7 U
Aroclor 1254			**33**	**4.46**	**28.2**	**52**
Aroclor 1260			**13.9**	1.6 U	**6.84**	**16.9**
Aroclor 1268			--	--	--	--
Total PCB Aroclors (SMS Freshwater 2013) (U = 0)	110	2500	**54.19**	**4.46**	**40.56**	**88.3**
Total Petroleum Hydrocarbons (mg/kg)						
Creosote			--	--	--	--
Diesel range hydrocarbons	340	510	--	--	--	--
Gasoline range hydrocarbons			--	--	--	--
Pharmaceuticals and Personal Care Products (µg/kg)						
Caffeine			--	--	--	--

Table C-16
Sediment Data for 3rd Ave. W Overflow and Canal St. Overflow

		Distance to 3rd Ave. W Overflow (ft)	563	713	1090	1101
		Distance to Canal St. Overflow (ft)	1073	1168	1582	1584
		Location ID	LUUMON95C1	LIPDS0205-S1	SBAY7D	SALMII967D
		Area	LWShipCnlLakeUPortB	LWShipCnlLakeUPortB	LWShipCnlLakeUPortB	LWShipCnlLakeUPortB
		CSO	3rd Ave. W/Canal St.	3rd Ave. W/Canal St.	3rd Ave. W/Canal St.	3rd Ave. W/Canal St.
		Task	LUUMON95	DMMP-LIPDS-AF-0205	SBAYPH2	SALMII96
		Sample ID	L6586-19	SP-1_20041105	95268255	8255_19960627
		Sample Date	07/26/1995	11/05/2004	06/27/1995	06/27/1996
		Depth		0 - 0.5 ft		0 - 0.1 m
		Sample Type	N	N	N	N
	SMS_Fresh_SCO_2013	SMS_Fresh_CSL_2013				
Conventional Parameters (mg/kg)						
Acid volatile sulfide			**42.5**	--	--	--
Ammonia	230	300	--	**3.56**	--	--
Sulfide	39	61	--	**2.4**	--	--
Conventional Parameters (pct)						
Total organic carbon			**0.795**	**0.6**	**0.8**	--
Total solids			**68.2**	**80.3**	**68.5**	**68.5**
Total volatile solids			--	**1.71**	--	--
Grain Size (pct)						
Pebble			--	--	--	--
Gravel			--	**38**	**3**	**3**
Granule (very fine gravel)			--	--	--	--
Sand			--	**55.2**	**87**	**87**
Sand, very coarse			--	--	--	--
Sand, coarse			--	--	--	--
Sand, medium			--	--	--	--
Sand, fine			--	--	--	--
Sand, very fine			--	--	--	--
Silt			--	**6.2**	**8**	**8**
Silt, coarse			--	--	--	--
Silt, medium			--	--	--	--
Silt, fine			--	--	--	--
Silt, very fine			--	--	--	--
Clay			--	**0.6**	**2**	**2**
Clay, coarse			--	--	--	--
Clay, medium			--	--	--	--
Clay, fine			--	--	--	--
Metals (mg/kg)						
Aluminum			**7770**	--	--	--
Antimony			**0.59 J**	6 U	--	--
Arsenic	14	120	**4.79**	6 U	**6.83**	**6.8**
Barium			**38.4**	--	--	--
Beryllium			**0.205**	--	--	--
Cadmium	2.1	5.4	**0.396**	0.2 U	0.3 U	0.3 U
Calcium			**3480**	--	--	--

Table C-16
Sediment Data for 3rd Ave. W Overflow and Canal St. Overflow

Distance to 3rd Ave. W Overflow (ft)			563	713	1090	1101
Distance to Canal St. Overflow (ft)			1073	1168	1582	1584
Location ID			LUUMON95C1	LIPDS0205-S1	SBAY7D	SALMII967D
Area			LWShipCnlLakeUPortB	LWShipCnlLakeUPortB	LWShipCnlLakeUPortB	LWShipCnlLakeUPortB
CSO			3rd Ave. W/Canal St.	3rd Ave. W/Canal St.	3rd Ave. W/Canal St.	3rd Ave. W/Canal St.
Task			LUUMON95	DMMP-LIPDS-AF-0205	SBAYPH2	SALMII96
Sample ID			L6586-19	SP-1_20041105	95268255	8255_19960627
Sample Date			07/26/1995	11/05/2004	06/27/1995	06/27/1996
Depth				0 - 0.5 ft		0 - 0.1 m
Sample Type			N	N	N	N
	SMS_Fresh_SCO_2013	SMS_Fresh_CSL_2013				
Chromium	72	88	**25.8**	**29.4**	**25 J**	**25 NJ**
Copper	400	1200	**111**	**40.6**	**335**	**335**
Iron			**11800**	--	--	--
Lead	360	1300	**91.9**	**11**	**41.1 J**	**41 NJ**
Magnesium			**4340**	--	--	--
Mercury	0.66	0.8	**0.352**	0.06 U	**0.097 J**	**0.097 J**
Nickel	26	110	**37**	**30**	**29.3**	**29**
Potassium			**440 J**	--	--	--
Selenium	11	20	0.32 U	6 U	--	--
Silver	0.57	1.7	**18**	0.4 U	--	--
Sodium			**337**	--	--	--
Thallium			0.16 U	--	--	--
Zinc	3200	4200	**157**	**66.1**	**185**	**185**
Organometallic Compounds (µg/kg)						
Dibutyltin chloride			--	--	**65**	**65**
Monobutyltin trichloride			--	--	**285**	**285**
Tetrabutyltin	97	97	--	--	6.9 U	6.9 U
Tributyltin chloride			--	--	**141**	**141**
Volatile Organics (µg/kg)						
1,1,1-Trichloroethane			7.3 U	--	--	--
1,1,2,2-Tetrachloroethane			7.3 U	--	--	--
1,1,2-Trichloroethane			7.3 U	--	--	--
1,1-Dichloroethane			7.3 U	--	--	--
1,1-Dichloroethene			7.3 U	--	--	--
1,2,4-Trichlorobenzene			--	4.4 U	--	--
1,2-Dichlorobenzene			--	0.9 U	--	--
1,2-Dichloroethane			7.3 U	--	--	--
1,2-Dichloroethene, trans-			7.3 U	--	--	--
1,2-Dichloropropane			7.3 U	--	--	--
1,3-Dichlorobenzene			--	0.9 U	--	--
1,3-Dichloropropene, cis-			7.3 U	--	--	--
1,3-Dichloropropene, trans-			7.3 U	--	--	--
1,4-Dichlorobenzene			--	0.9 U	--	--
2,3,5-Trichlorophenol			--	--	--	--
2-Butanone (MEK)			37 U	--	--	--

Table C-16
Sediment Data for 3rd Ave. W Overflow and Canal St. Overflow

		Distance to 3rd Ave. W Overflow (ft)	563	713	1090	1101
		Distance to Canal St. Overflow (ft)	1073	1168	1582	1584
		Location ID	LUUMON95C1	LIPDS0205-S1	SBAY7D	SALMII967D
		Area	LWShipCnlLakeUPortB	LWShipCnlLakeUPortB	LWShipCnlLakeUPortB	LWShipCnlLakeUPortB
		CSO	3rd Ave. W/Canal St.	3rd Ave. W/Canal St.	3rd Ave. W/Canal St.	3rd Ave. W/Canal St.
		Task	LUUMON95	DMMP-LIPDS-AF-0205	SBAYPH2	SALMII96
		Sample ID	L6586-19	SP-1_20041105	95268255	8255_19960627
		Sample Date	07/26/1995	11/05/2004	06/27/1995	06/27/1996
		Depth		0 - 0.5 ft		0 - 0.1 m
		Sample Type	N	N	N	N
	SMS_Fresh_SCO_2013	SMS_Fresh_CSL_2013				
2-Chloroethylvinyl ether			7.3 UJ	--	--	--
2-Hexanone (Methyl butyl ketone)			37 U	--	--	--
Acetone			**54**	--	--	--
Acrolein			**-- R**	--	--	--
Acrylonitrile			37 U	--	--	--
Benzene			7.3 U	--	--	--
Bromodichloromethane			7.3 U	--	--	--
Bromoform (Tribromomethane)			7.3 U	--	--	--
Bromomethane (Methyl bromide)			7.3 U	--	--	--
Carbon disulfide			7.3 U	--	--	--
Carbon tetrachloride (Tetrachloromethane)			7.3 U	--	--	--
Chlorobenzene			7.3 U	--	--	--
Chloroethane			7.3 U	--	--	--
Chloroform			7.3 U	--	--	--
Chloromethane			7.3 U	--	--	--
Dibromochloromethane			7.3 U	--	--	--
Dichloromethane (Methylene chloride)			37 U	--	--	--
Ethylbenzene			7.3 U	0.9 U	--	--
Hexachlorobutadiene (Hexachloro-1,3-butadiene)			40 UJ	--	--	110 U
Methyl isobutyl ketone (4-Methyl-2-pentanone or (MIBK))			37 U	--	--	--
Styrene			7.3 U	--	--	--
Tetrachloroethene (PCE)			7.3 U	0.9 U	--	--
Toluene			7.3 U	--	--	--
Total xylene (reported, not calculated)			7.3 U	--	--	--
Trichloroethene (TCE)			7.3 U	0.9 U	--	--
Trichlorofluoromethane (Fluorotrichloromethane)			7.3 U	--	--	--
Vinyl acetate			**-- R**	--	--	--
Vinyl chloride			7.3 U	--	--	--
Semivolatile Organics (µg/kg)						
1,2,4-Trichlorobenzene			23 UJ	--	110 U	110 U
1,2-Dichlorobenzene			23 UJ	--	110 U	110 U
1,2-Diphenylhydrazine			78 UJ	--	110 U	110 U
1,3-Dichlorobenzene			23 UJ	--	110 U	110 U
1,4-Dichlorobenzene			23 UJ	--	110 U	110 U
2,2'-Oxybis (1-chloropropane)			78 UJ	--	--	--

Table C-16
Sediment Data for 3rd Ave. W Overflow and Canal St. Overflow

Distance to 3rd Ave. W Overflow (ft)			563	713	1090	1101
Distance to Canal St. Overflow (ft)			1073	1168	1582	1584
Location ID			LUUMON95C1	LIPDS0205-S1	SBAY7D	SALMII967D
Area			LWShipCnlLakeUPortB	LWShipCnlLakeUPortB	LWShipCnlLakeUPortB	LWShipCnlLakeUPortB
CSO			3rd Ave. W/Canal St.	3rd Ave. W/Canal St.	3rd Ave. W/Canal St.	3rd Ave. W/Canal St.
Task			LUUMON95	DMMP-LIPDS-AF-0205	SBAYPH2	SALMII96
Sample ID			L6586-19	SP-1_20041105	95268255	8255_19960627
Sample Date			07/26/1995	11/05/2004	06/27/1995	06/27/1996
Depth				0 - 0.5 ft		0 - 0.1 m
Sample Type			N	N	N	N
	SMS_Fresh_SCO_2013	SMS_Fresh_CSL_2013				
2,2'-Oxybis (2-choloropropane)			--	--	110 U	110 U
2,3,6-Trichlorophenol			--	--	--	--
2,4,5-Trichlorophenol			160 U	--	110 UJ	110 UJ
2,4,6-Trichlorophenol			160 U	--	210 U	210 U
2,4-Dichlorophenol			40 UJ	--	110 U	110 U
2,4-Dimethylphenol			40 UJ	57 U	110 U	110 U
2,4-Dinitrophenol			78 UJ	--	4200 UJ	4200 UJ
2,4-Dinitrotoluene			16 UJ	--	530 U	530 U
2,6-Dinitrotoluene			16 UJ	--	530 U	530 U
2-Chloronaphthalene			23 UJ	--	110 U	110 U
2-Chlorophenol			78 UJ	--	110 U	110 U
2-Methylnaphthalene			--	--	--	--
2-Methylphenol (o-Cresol)			40 UJ	57 U	110 U	110 U
2-Nitroaniline			160 UJ	--	210 U	210 U
2-Nitrophenol			40 UJ	--	110 UJ	110 UJ
3,3'-Dichlorobenzidine			40 UJ	--	210 UJ	210 UJ
3-Nitroaniline			-- **R**	--	530 U	530 U
4-Bromophenyl-phenyl ether			16 UJ	--	110 U	110 U
4-Chloro-3-methylphenol			78 U	--	110 U	110 U
4-Chloroaniline			78 UJ	--	110 U	110 U
4-Chlorophenyl phenyl ether			23 UJ	--	110 U	110 U
4-Methylphenol (p-Cresol)	260	2000	40 UJ	57 U	110 U	110 U
4-Nitroaniline			160 UJ	--	530 U	530 U
4-Nitrophenol			78 U	--	530 U	530 U
Acenaphthene			--	--	--	--
Acenaphthylene			--	--	--	--
Aniline			-- **R**	--	110 U	110 U
Anthracene			--	--	--	--
Benzidine			-- **R**	--	210 UJ	210 UJ
Benzo(a)anthracene			--	--	--	--
Benzo(a)pyrene			--	--	--	--
Benzo(g,h,i)perylene			--	--	--	--
Benzoic acid	2900	3800	160 UJ	570 U	**100 J**	**100 J**
Benzyl alcohol			40 UJ	57 U	110 U	110 U
bis(2-Chloroethoxy)methane			40 UJ	--	110 U	110 U

Table C-16
Sediment Data for 3rd Ave. W Overflow and Canal St. Overflow

Distance to 3rd Ave. W Overflow (ft)			**563**	**713**	**1090**	**1101**
Distance to Canal St. Overflow (ft)			**1073**	**1168**	**1582**	**1584**
Location ID			**LUUMON95C1**	**LIPDS0205-S1**	**SBAY7D**	**SALMII967D**
Area			**LWShipCnlLakeUPortB**	**LWShipCnlLakeUPortB**	**LWShipCnlLakeUPortB**	**LWShipCnlLakeUPortB**
CSO			**3rd Ave. W/Canal St.**	**3rd Ave. W/Canal St.**	**3rd Ave. W/Canal St.**	**3rd Ave. W/Canal St.**
Task			**LUUMON95**	**DMMP-LIPDS-AF-0205**	**SBAYPH2**	**SALMII96**
Sample ID			**L6586-19**	**SP-1_20041105**	**95268255**	**8255_19960627**
Sample Date			**07/26/1995**	**11/05/2004**	**06/27/1995**	**06/27/1996**
Depth				**0 - 0.5 ft**		**0 - 0.1 m**
Sample Type			**N**	**N**	**N**	**N**
	SMS_Fresh_SCO_2013	**SMS_Fresh_CSL_2013**				
bis(2-Chloroethyl)ether			23 UJ	--	110 U	110 U
bis(2-Ethylhexyl)phthalate	500	22000	**450 J**	**110**	**430 J**	**430 J**
Butylbenzyl phthalate			23 UJ	57 U	**130 J**	**130 J**
Chrysene			--	--	--	--
Coprostanol (Cholestan-3-ol (3B, 5B))			160 UJ	--	2100 U	2100 U
Dibenzo(a,h)anthracene			--	--	--	--
Dibenzofuran	200	680	--	--	--	--
Diethyl phthalate			40 UJ	57 U	110 U	110 U
Dimethyl phthalate			**130 J**	57 U	110 U	110 U
Di-n-butyl phthalate	380	1000	**50**	57 U	110 U	110 U
Dinitro-o-cresol (4,6-Dinitro-2-methylphenol)			78 U	--	2100 U	2100 U
Di-n-octyl phthalate	39	1100	23 UJ	57 U	530 UJ	530 UJ
Fluoranthene			--	--	--	--
Fluorene			--	--	--	--
Hexachlorobenzene			23 UJ	57 U	110 U	110 U
Hexachlorobutadiene (Hexachloro-1,3-butadiene)			--	57 U	110 U	--
Hexachlorocyclopentadiene			**-- R**	--	2100 UJ	2100 UJ
Hexachloroethane			40 UJ	57 U	110 U	110 U
Indeno(1,2,3-c,d)pyrene			--	--	--	--
Isophorone			40 UJ	--	110 U	110 U
Naphthalene			--	--	--	--
Nitrobenzene			40 UJ	--	110 U	110 U
n-Nitrosodimethylamine			**-- R**	--	530 UJ	530 UJ
n-Nitrosodi-n-propylamine			40 UJ	--	110 U	110 U
n-Nitrosodiphenylamine			40 UJ	57 U	110 U	110 U
Pentachlorophenol	1200	1200	40 UJ	280 U	530 U	530 U
Phenanthrene			--	--	--	--
Phenol	120	210	160 UJ	57 U	**55 J**	**55 J**
Pyrene			--	--	--	--
Pyridine			--	--	530 U	530 U
Total Benzofluoranthenes (lab reported total)			--	--	--	--
Total cPAH TEQ (7 minimum CAEPA 2005) (U = 0)			--	--	--	--
Total PAH (SMS Freshwater 2013) (U = 0)	17000	30000	--	--	--	--
Polycyclic Aromatic Hydrocarbons (µg/kg)						
2-Methylnaphthalene			250 UJ	**1200**	**56 J**	**56 J**

Table C-16
Sediment Data for 3rd Ave. W Overflow and Canal St. Overflow

Distance to 3rd Ave. W Overflow (ft)			563	713	1090	1101
Distance to Canal St. Overflow (ft)			1073	1168	1582	1584
Location ID			LUUMON95C1	LIPDS0205-S1	SBAY7D	SALMII967D
Area			LWShipCnlLakeUPortB	LWShipCnlLakeUPortB	LWShipCnlLakeUPortB	LWShipCnlLakeUPortB
CSO			3rd Ave. W/Canal St.	3rd Ave. W/Canal St.	3rd Ave. W/Canal St.	3rd Ave. W/Canal St.
Task			LUUMON95	DMMP-LIPDS-AF-0205	SBAYPH2	SALMII96
Sample ID			L6586-19	SP-1_20041105	95268255	8255_19960627
Sample Date			07/26/1995	11/05/2004	06/27/1995	06/27/1996
Depth				0 - 0.5 ft		0 - 0.1 m
Sample Type			N	N	N	N
	SMS_Fresh_SCO_2013	SMS_Fresh_CSL_2013				
Acenaphthene			2300 J	1900	80 J	80 J
Acenaphthylene			1000 J	66	50 J	50 J
Anthracene			2100 J	670	140	140
Benzo(a)anthracene			6500 J	1500	320	320
Benzo(a)pyrene			5000 J	820	470	470
Benzo(b)fluoranthene			7800 J	--	560	560
Benzo(g,h,i)perylene			3200 J	--	330	330
Benzo(k)fluoranthene			3100 J	--	220	220
Carbazole	900	1100	40 UJ	--	110 U	110 U
Chrysene			4500 J	1800	390	390
Dibenzo(a,h)anthracene			600 J	160	65 J	65 J
Dibenzofuran	200	680	120 J	940	41 J	41 J
Fluoranthene			12000 J	5200 J	820	820
Fluorene			820 J	1500	75 J	75 J
Indeno(1,2,3-c,d)pyrene			3500 J	390	300 J	300 J
Naphthalene			430 J	600	93 J	93 J
Phenanthrene			12000 J	4000	330	330
Pyrene			10000 J	3800	670	670
Retene			--	--	60 J	60 J
Total cPAH TEQ (7 minimum CAEPA 2005) (U = 0)			7195 J	1043	620.4 J	620.4 J
Total PAH (SMS Freshwater 2013) (U = 0)	17000	30000	74850 J	23606 J	4969 J	4969 J
Pesticides (µg/kg)						
4,4'-DDD (p,p'-DDD)			47.8	1.9 U	--	--
4,4'-DDE (p,p'-DDE)			8.4 J	1.9 U	--	--
4,4'-DDT (p,p'-DDT)			11.3	1.9 U	--	--
Aldrin			1.9 U	0.95 U	--	--
Chlordane			28.9	--	--	--
Chlordane, alpha- (Chlordane, cis-)			--	0.95 U	--	--
Chlordane, beta- (Chlordane, trans-)			--	3.1 J	--	--
Dieldrin	4.9	9.3	1.9 U	1.9 U	--	--
Endosulfan			1.9 U	--	--	--
Endosulfan sulfate			1.9 U	--	--	--
Endosulfan, alpha- (I)			--	--	--	--
Endosulfan, beta (II)			--	--	--	--
Endrin			1.9 U	--	--	--

Table C-16
Sediment Data for 3rd Ave. W Overflow and Canal St. Overflow

Distance to 3rd Ave. W Overflow (ft)			563	713	1090	1101
Distance to Canal St. Overflow (ft)			1073	1168	1582	1584
Location ID			LUUMON95C1	LIPDS0205-S1	SBAY7D	SALMII967D
Area			LWShipCnlLakeUPortB	LWShipCnlLakeUPortB	LWShipCnlLakeUPortB	LWShipCnlLakeUPortB
CSO			3rd Ave. W/Canal St.	3rd Ave. W/Canal St.	3rd Ave. W/Canal St.	3rd Ave. W/Canal St.
Task			LUUMON95	DMMP-LIPDS-AF-0205	SBAYPH2	SALMII96
Sample ID			L6586-19	SP-1_20041105	95268255	8255_19960627
Sample Date			07/26/1995	11/05/2004	06/27/1995	06/27/1996
Depth				0 - 0.5 ft		0 - 0.1 m
Sample Type			N	N	N	N
	SMS_Fresh_SCO_2013	SMS_Fresh_CSL_2013				
Endrin aldehyde			1.9 UJ	--	--	--
Heptachlor			1.9 U	0.95 U	--	--
Heptachlor epoxide			1.9 U	--	--	--
Hexachlorocyclohexane (BHC), alpha-			1.9 U	--	--	--
Hexachlorocyclohexane (BHC), beta-	7.2	11	1.9 U	--	--	--
Hexachlorocyclohexane (BHC), delta-			1.9 U	--	--	--
Hexachlorocyclohexane (BHC), gamma- (Lindane)			1.9 U	0.95 U	--	--
Methoxychlor			9.8 U	--	--	--
Total 4,4'-DDD,-DDE,-DDT (reported, not calculated)			--	1.9 U	--	--
Toxaphene			19 U	--	--	--
Sum DDD (U = 0)	310	860	**47.8**	1.9 U	--	--
Sum DDE (U = 0)	21	33	**8.4 J**	1.9 U	--	--
Sum DDT (U = 0)	100	8100	**11.3**	1.9 U	--	--

Table C-16
Sediment Data for 3rd Ave. W Overflow and Canal St. Overflow

		Distance to 3rd Ave. W Overflow (ft)	563	713	1090	1101
		Distance to Canal St. Overflow (ft)	1073	1168	1582	1584
		Location ID	LUUMON95C1	LIPDS0205-S1	SBAY7D	SALMII967D
		Area	LWShipCnlLakeUPortB	LWShipCnlLakeUPortB	LWShipCnlLakeUPortB	LWShipCnlLakeUPortB
		CSO	3rd Ave. W/Canal St.	3rd Ave. W/Canal St.	3rd Ave. W/Canal St.	3rd Ave. W/Canal St.
		Task	LUUMON95	DMMP-LIPDS-AF-0205	SBAYPH2	SALMII96
		Sample ID	L6586-19	SP-1_20041105	95268255	8255_19960627
		Sample Date	07/26/1995	11/05/2004	06/27/1995	06/27/1996
		Depth		0 - 0.5 ft		0 - 0.1 m
		Sample Type	N	N	N	N
	SMS_Fresh_SCO_2013	SMS_Fresh_CSL_2013				
Herbicides (µg/kg)						
2,4,5-T (2,4,5-Trichlorophenoxyacetic acid)			38000 U	--	--	--
2,4,5-TP (Silvex)			47000 U	--	--	--
2,4-D (2,4-Dichlorophenoxyacetic acid)			31000 U	--	--	--
2,4-DB (2,4-D derivative)			41000 U	--	--	--
Dicamba			23000 U	--	--	--
Dinoseb			51000 U	--	--	--
Mecoprop (MCPP)			47000 U	--	--	--
Mephanac (MCPA)			53000 U	--	--	--
PCB Aroclors (µg/kg)						
Aroclor 1016			19 U	19 U	53 U	53 U
Aroclor 1221			19 U	19 U	53 U	53 U
Aroclor 1232			19 U	19 U	53 U	53 U
Aroclor 1242			19 U	19 U	53 U	53 U
Aroclor 1248			19 U	19 U	53 U	53 U
Aroclor 1254			**90.5**	19 U	**36 J**	**36 J**
Aroclor 1260			19 U	19 U	53 U	53 U
Aroclor 1268			--	19 U	--	--
Total PCB Aroclors (SMS Freshwater 2013) (U = 0)	110	2500	**90.5**	19 U	**36 J**	**36 J**
Total Petroleum Hydrocarbons (mg/kg)						
Creosote			**569**	--	--	--
Diesel range hydrocarbons	340	510	**362**	--	--	--
Gasoline range hydrocarbons			29 U	--	--	--
Pharmaceuticals and Personal Care Products (µg/kg)						
Caffeine			--	--	110 U	110 U

Table C-16

Sediment Data for 3rd Ave. W Overflow and Canal St. Overflow

	Distance to 3rd Ave. W Overflow (ft) Distance to Canal St. Overflow (ft) Location ID Area CSO Task Sample ID Sample Date Depth Sample Type	
	SMS_Fresh_SCO_2013	SMS_Fresh_CSL_2013
Conventional Parameters (mg/kg)		
Acid volatile sulfide		
Ammonia	230	300
Sulfide	39	61
Conventional Parameters (pct)		
Total organic carbon		
Total solids		
Total volatile solids		
Grain Size (pct)		
Pebble		
Gravel		
Granule (very fine gravel)		
Sand		
Sand, very coarse		
Sand, coarse		
Sand, medium		
Sand, fine		
Sand, very fine		
Silt		
Silt, coarse		
Silt, medium		
Silt, fine		
Silt, very fine		
Clay		
Clay, coarse		
Clay, medium		
Clay, fine		
Metals (mg/kg)		
Aluminum		
Antimony		
Arsenic	14	120
Barium		
Beryllium		
Cadmium	2.1	5.4
Calcium		

Table C-16
Sediment Data for 3rd Ave. W Overflow and Canal St. Overflow

	Distance to 3rd Ave. W Overflow (ft) Distance to Canal St. Overflow (ft) Location ID Area CSO Task Sample ID Sample Date Depth Sample Type
	SMS_Fresh_SCO_2013	SMS_Fresh_CSL_2013
Chromium	72	88
Copper	400	1200
Iron		
Lead	360	1300
Magnesium		
Mercury	0.66	0.8
Nickel	26	110
Potassium		
Selenium	11	20
Silver	0.57	1.7
Sodium		
Thallium		
Zinc	3200	4200
Organometallic Compounds (µg/kg)		
Dibutyltin chloride		
Monobutyltin trichloride		
Tetrabutyltin	97	97
Tributyltin chloride		
Volatile Organics (µg/kg)		
1,1,1-Trichloroethane		
1,1,2,2-Tetrachloroethane		
1,1,2-Trichloroethane		
1,1-Dichloroethane		
1,1-Dichloroethene		
1,2,4-Trichlorobenzene		
1,2-Dichlorobenzene		
1,2-Dichloroethane		
1,2-Dichloroethene, trans-		
1,2-Dichloropropane		
1,3-Dichlorobenzene		
1,3-Dichloropropene, cis-		
1,3-Dichloropropene, trans-		
1,4-Dichlorobenzene		
2,3,5-Trichlorophenol		
2-Butanone (MEK)		

Table C-16
Sediment Data for 3rd Ave. W Overflow and Canal St. Overflow

	Distance to 3rd Ave. W Overflow (ft)	
	Distance to Canal St. Overflow (ft)	
	Location ID	
	Area	
	CSO	
	Task	
	Sample ID	
	Sample Date	
	Depth	
	Sample Type	
	SMS_Fresh_SCO_2013	**SMS_Fresh_CSL_2013**
2-Chloroethylvinyl ether		
2-Hexanone (Methyl butyl ketone)		
Acetone		
Acrolein		
Acrylonitrile		
Benzene		
Bromodichloromethane		
Bromoform (Tribromomethane)		
Bromomethane (Methyl bromide)		
Carbon disulfide		
Carbon tetrachloride (Tetrachloromethane)		
Chlorobenzene		
Chloroethane		
Chloroform		
Chloromethane		
Dibromochloromethane		
Dichloromethane (Methylene chloride)		
Ethylbenzene		
Hexachlorobutadiene (Hexachloro-1,3-butadiene)		
Methyl isobutyl ketone (4-Methyl-2-pentanone or (MIBK))		
Styrene		
Tetrachloroethene (PCE)		
Toluene		
Total xylene (reported, not calculated)		
Trichloroethene (TCE)		
Trichlorofluoromethane (Fluorotrichloromethane)		
Vinyl acetate		
Vinyl chloride		
Semivolatile Organics (µg/kg)		
1,2,4-Trichlorobenzene		
1,2-Dichlorobenzene		
1,2-Diphenylhydrazine		
1,3-Dichlorobenzene		
1,4-Dichlorobenzene		
2,2'-Oxybis (1-chloropropane)		

Table C-16
Sediment Data for 3rd Ave. W Overflow and Canal St. Overflow

Distance to 3rd Ave. W Overflow (ft)		
Distance to Canal St. Overflow (ft)		
Location ID		
Area		
CSO		
Task		
Sample ID		
Sample Date		
Depth		
Sample Type		
	SMS_Fresh_SCO_2013	SMS_Fresh_CSL_2013
2,2'-Oxybis (2-choloropropane)		
2,3,6-Trichlorophenol		
2,4,5-Trichlorophenol		
2,4,6-Trichlorophenol		
2,4-Dichlorophenol		
2,4-Dimethylphenol		
2,4-Dinitrophenol		
2,4-Dinitrotoluene		
2,6-Dinitrotoluene		
2-Chloronaphthalene		
2-Chlorophenol		
2-Methylnaphthalene		
2-Methylphenol (o-Cresol)		
2-Nitroaniline		
2-Nitrophenol		
3,3'-Dichlorobenzidine		
3-Nitroaniline		
4-Bromophenyl-phenyl ether		
4-Chloro-3-methylphenol		
4-Chloroaniline		
4-Chlorophenyl phenyl ether		
4-Methylphenol (p-Cresol)	260	2000
4-Nitroaniline		
4-Nitrophenol		
Acenaphthene		
Acenaphthylene		
Aniline		
Anthracene		
Benzidine		
Benzo(a)anthracene		
Benzo(a)pyrene		
Benzo(g,h,i)perylene		
Benzoic acid	2900	3800
Benzyl alcohol		
bis(2-Chloroethoxy)methane		

Table C-16
Sediment Data for 3rd Ave. W Overflow and Canal St. Overflow

	Distance to 3rd Ave. W Overflow (ft)	
	Distance to Canal St. Overflow (ft)	
	Location ID	
	Area	
	CSO	
	Task	
	Sample ID	
	Sample Date	
	Depth	
	Sample Type	
	SMS_Fresh_SCO_2013	**SMS_Fresh_CSL_2013**
bis(2-Chloroethyl)ether		
bis(2-Ethylhexyl)phthalate	500	22000
Butylbenzyl phthalate		
Chrysene		
Coprostanol (Cholestan-3-ol (3B, 5B))		
Dibenzo(a,h)anthracene		
Dibenzofuran	200	680
Diethyl phthalate		
Dimethyl phthalate		
Di-n-butyl phthalate	380	1000
Dinitro-o-cresol (4,6-Dinitro-2-methylphenol)		
Di-n-octyl phthalate	39	1100
Fluoranthene		
Fluorene		
Hexachlorobenzene		
Hexachlorobutadiene (Hexachloro-1,3-butadiene)		
Hexachlorocyclopentadiene		
Hexachloroethane		
Indeno(1,2,3-c,d)pyrene		
Isophorone		
Naphthalene		
Nitrobenzene		
n-Nitrosodimethylamine		
n-Nitrosodi-n-propylamine		
n-Nitrosodiphenylamine		
Pentachlorophenol	1200	1200
Phenanthrene		
Phenol	120	210
Pyrene		
Pyridine		
Total Benzofluoranthenes (lab reported total)		
Total cPAH TEQ (7 minimum CAEPA 2005) (U = 0)		
Total PAH (SMS Freshwater 2013) (U = 0)	17000	30000
Polycyclic Aromatic Hydrocarbons (µg/kg)		
2-Methylnaphthalene		

Table C-16
Sediment Data for 3rd Ave. W Overflow and Canal St. Overflow

	Distance to 3rd Ave. W Overflow (ft)	Distance to Canal St. Overflow (ft)
	Location ID	
	Area	
	CSO	
	Task	
	Sample ID	
	Sample Date	
	Depth	
	Sample Type	
	SMS_Fresh_SCO_2013	SMS_Fresh_CSL_2013
Acenaphthene		
Acenaphthylene		
Anthracene		
Benzo(a)anthracene		
Benzo(a)pyrene		
Benzo(b)fluoranthene		
Benzo(g,h,i)perylene		
Benzo(k)fluoranthene		
Carbazole	900	1100
Chrysene		
Dibenzo(a,h)anthracene		
Dibenzofuran	200	680
Fluoranthene		
Fluorene		
Indeno(1,2,3-c,d)pyrene		
Naphthalene		
Phenanthrene		
Pyrene		
Retene		
Total cPAH TEQ (7 minimum CAEPA 2005) (U = 0)		
Total PAH (SMS Freshwater 2013) (U = 0)	17000	30000
Pesticides (µg/kg)		
4,4'-DDD (p,p'-DDD)		
4,4'-DDE (p,p'-DDE)		
4,4'-DDT (p,p'-DDT)		
Aldrin		
Chlordane		
Chlordane, alpha- (Chlordane, cis-)		
Chlordane, beta- (Chlordane, trans-)		
Dieldrin	4.9	9.3
Endosulfan		
Endosulfan sulfate		
Endosulfan, alpha- (I)		
Endosulfan, beta (II)		
Endrin		

Table C-16
Sediment Data for 3rd Ave. W Overflow and Canal St. Overflow

	Distance to 3rd Ave. W Overflow (ft) Distance to Canal St. Overflow (ft) Location ID Area CSO Task Sample ID Sample Date Depth Sample Type	
	SMS_Fresh_SCO_2013	SMS_Fresh_CSL_2013
Endrin aldehyde		
Heptachlor		
Heptachlor epoxide		
Hexachlorocyclohexane (BHC), alpha-		
Hexachlorocyclohexane (BHC), beta-	7.2	11
Hexachlorocyclohexane (BHC), delta-		
Hexachlorocyclohexane (BHC), gamma- (Lindane)		
Methoxychlor		
Total 4,4'-DDD,-DDE,-DDT (reported, not calculated)		
Toxaphene		
Sum DDD (U = 0)	310	860
Sum DDE (U = 0)	21	33
Sum DDT (U = 0)	100	8100

Table C-16

Sediment Data for 3rd Ave. W Overflow and Canal St. Overflow

	Distance to 3rd Ave. W Overflow (ft)	
	Distance to Canal St. Overflow (ft)	
	Location ID	
	Area	
	CSO	
	Task	
	Sample ID	
	Sample Date	
	Depth	
	Sample Type	
	SMS_Fresh_SCO_2013	SMS_Fresh_CSL_2013
Herbicides (µg/kg)		
2,4,5-T (2,4,5-Trichlorophenoxyacetic acid)		
2,4,5-TP (Silvex)		
2,4-D (2,4-Dichlorophenoxyacetic acid)		
2,4-DB (2,4-D derivative)		
Dicamba		
Dinoseb		
Mecoprop (MCPP)		
Mephanac (MCPA)		
PCB Aroclors (µg/kg)		
Aroclor 1016		
Aroclor 1221		
Aroclor 1232		
Aroclor 1242		
Aroclor 1248		
Aroclor 1254		
Aroclor 1260		
Aroclor 1268		
Total PCB Aroclors (SMS Freshwater 2013) (U = 0)	110	2500
Total Petroleum Hydrocarbons (mg/kg)		
Creosote		
Diesel range hydrocarbons	340	510
Gasoline range hydrocarbons		
Pharmaceuticals and Personal Care Products (µg/kg)		
Caffeine		

Notes:

Detected concentration is greater than SMS_Fresh_SCO

Detected concentration is greater than SMS_Fresh_CSL

Bold = Detected result

J = Estimated value

U = Compound analyzed, but not detected above detection limit

UJ = Compound analyzed, but not detected above estimated detection limit

Table C-17
Sediment Data for Dexter Ave. RS Overflow

			Distance to CSO (ft)	38	106	106	106	108
			Location ID	KCM-KTYH01	KCM-0569	KCM-0569	KCM-0569	FWLKUN-21689-2
			Area	LWShipCnlLakeUPortB	LWShipCnlLakeUPortB	LWShipCnlLakeUPortB	LWShipCnlLakeUPortB	LWShipCnlLakeUPortB
			CSO	Dexter Ave. RS	Dexter Ave. RS	Dexter Ave. RS	Dexter Ave. RS	Dexter Ave. RS
			Task	KC_old	KCf_LkUnion	KCf_LkUnion	KCf_LkUnion	FWLKUN01
			Sample ID	8900565	L21689-2	L21689-3	L21689-4	21689-2
			Sample Date	05/30/1989	08/14/2001	08/14/2001	08/14/2001	07/30/2001
			Depth	0 - 2 cm	0 - 10 cm	0 - 10 cm	0 - 10 cm	0 - 10 cm
			Sample Type	N	N	FD	FD	N
	SMS_Fresh_SCO_2013	SMS_Fresh_CSL_2013						
Conventional Parameters (mg/kg)								
Acid volatile sulfide			--	--	--	--	--	**2908.571429**
Ammonia as nitrogen	230	300	--	**213.71**	**213.97**	**236.31**	**213.7142857**	
Cyanide			--	--	--	--	--	
Orthohosphate			--	**44.74**	**41.98**	**55.72**	**44.74285714**	
Phosphorus			--	**851.42**	**763.44**	**1069.65**	**851.4285714**	
Sulfide	39	61	--	**3657.14 J**	**2795.69 J**	**2935.32 J**	**3657.142857**	
Conventional Parameters (pct)								
Total organic carbon			--	**7.142857**	**6.72043**	**7.462686**	**1.25**	
Total solids			--	**100**	**100**	**100**	**17.5**	
Grain Size (pct)								
Pebble			--	0.1 U	0.1 U	0.1 U	0.1 U	
Gravel			--	**0.1 J**	**0.5**	**0.2**	--	
Granule (very fine gravel)			--	0.1 U	0.1 U	0.1 U	0.1 U	
Sand			--	--	--	--	--	
Sand, coarse			--	**0.5**	**5.9**	**0.6**	**0.5**	
Sand, medium			--	**2.8**	**4.1**	**3.8**	**2.8**	
Sand, fine			--	**3.6**	**3.5**	**4.2**	**3.6**	
Sand, very fine			--	**5.8**	**5.6**	**6.8**	**5.8**	
Silt			--	--	--	--	--	
Silt, coarse			--	**7.1**	**6.7**	**8.8**	**7.1**	
Silt, medium			--	**3.8**	**5.4**	**5**	**3.8**	
Silt, fine			--	**13**	**10**	**11.4**	**13**	
Silt, very fine			--	**18.1**	**14.1**	**14.2**	**18.1**	
Clay			--	--	--	--	--	
Clay, coarse			--	**18.3**	**14.7**	**15.8**	**18.3**	
Clay, medium			--	**9.3**	**10.5**	**9.9**	**9.3**	
Clay, fine			--	**17.6**	**19**	**19.3**	**12**	
Metals (mg/kg)								
Aluminum			--	--	--	--	--	
Antimony			--	**12 J**	**10.21 J**	**9.45 J**	**12 J**	
Arsenic	14	120	--	**56.8**	**45.59**	**65.17**	**56.8**	
Barium			--	--	--	--	--	
Beryllium			--	**0.33 J**	**0.31 J**	**0.37 J**	**0.337142857**	

Table C-17
Sediment Data for Dexter Ave. RS Overflow

			Distance to CSO (ft)	38	106	106	106	108
			Location ID	KCM-KTYH01	KCM-0569	KCM-0569	KCM-0569	FWLKUN-21689-2
			Area	LWShipCnlLakeUPortB	LWShipCnlLakeUPortB	LWShipCnlLakeUPortB	LWShipCnlLakeUPortB	LWShipCnlLakeUPortB
			CSO	Dexter Ave. RS	Dexter Ave. RS	Dexter Ave. RS	Dexter Ave. RS	Dexter Ave. RS
			Task	KC_old	KCf_LkUnion	KCf_LkUnion	KCf_LkUnion	FWLKUN01
			Sample ID	8900565	L21689-2	L21689-3	L21689-4	21689-2
			Sample Date	05/30/1989	08/14/2001	08/14/2001	08/14/2001	07/30/2001
			Depth	0 - 2 cm	0 - 10 cm	0 - 10 cm	0 - 10 cm	0 - 10 cm
			Sample Type	N	N	FD	FD	N
	SMS_Fresh_SCO_2013	SMS_Fresh_CSL_2013						
Cadmium	2.1	5.4	--	**5.88**	**4.78**	**6.46**	**5.885714286**
Cadmium-SEM			--	--	--	--	**4.725714286**
Calcium			--	--	--	--	--
Chromium	72	88	--	**118.85**	**98.92**	**121.39**	**118.8571429**
Copper	400	1200	--	**2457.14 J**	**1951.61 J**	**2144.27 J**	**2457.1428571429 J**
Copper-SEM			--	--	--	--	**295.4285714**
Iron			--	--	--	--	--
Lead	360	1300	--	**3988.57**	**3102.15**	**3930.34**	**3988.571429**
Lead-SEM			--	--	--	--	**3371.428571**
Magnesium			--	--	--	--	--
Manganese			--	**299.42**	**267.74**	**330.84**	**299.4285714**
Mercury	0.66	0.8	--	**1.66**	**1.41**	**2.68**	**1.662857143**
Nickel	26	110	--	**72.57 J**	**62.9 J**	**74.62 J**	**72.5714285714 J**
Nickel-SEM			--	--	--	--	**30.9142857143 J**
Potassium			--	--	--	--	--
Selenium	11	20	--	**0.8 J**	**0.75 J**	**0.69 J**	**0.8**
Silver	0.57	1.7	--	**21.6**	**17.09**	**24.87**	**21.6**
Sodium			--	--	--	--	--
Thallium			--	**0.12 J**	**0.11 J**	**0.13 J**	**0.12**
Zinc	3200	4200	--	**1337.14**	**1064.51**	**1512.43**	**1337.142857**
Zinc-SEM			--	--	--	--	**1080 J**
Organometallic Compounds (µg/kg)							
Butyltin (n-Butyltin)	540	4800	--	**244.57**	**216.66**	**181.09**	**244.5714286**
Dibutyltin	910	130000	--	--	--	--	--
Dibutyltin (ion)	910	130000	--	**513.14**	**419.35**	**347.26**	--
Di-n-butyltin/Dibutyltin/Dibutyltin ion (type unknown)			--	--	--	--	**513.1428571**
Tetrabutyltin	97	97	--	2.28 U	2.15 U	1.99 U	4.5771428571 U
Tributyltin	47	320	--	**2880 J**	**2145.16 J**	**2268.65 J**	--
Tributyltin (ion)	47	320	--	--	--	--	**2880 J**
Volatile Organics (µg/kg)							
1,1,1-Trichloroethane			16.66 U	--	--	--	--
1,1,2,2-Tetrachloroethane			16.66 U	--	--	--	--
1,1,2-Trichloroethane			16.66 U	--	--	--	--
1,1-Dichloroethane			16.66 U	--	--	--	--

Table C-17
Sediment Data for Dexter Ave. RS Overflow

			Distance to CSO (ft)	38	106	106	106	108
			Location ID	KCM-KTYH01	KCM-0569	KCM-0569	KCM-0569	FWLKUN-21689-2
			Area	LWShipCnlLakeUPortB	LWShipCnlLakeUPortB	LWShipCnlLakeUPortB	LWShipCnlLakeUPortB	LWShipCnlLakeUPortB
			CSO	Dexter Ave. RS	Dexter Ave. RS	Dexter Ave. RS	Dexter Ave. RS	Dexter Ave. RS
			Task	KC_old	KCf_LkUnion	KCf_LkUnion	KCf_LkUnion	FWLKUN01
			Sample ID	8900565	L21689-2	L21689-3	L21689-4	21689-2
			Sample Date	05/30/1989	08/14/2001	08/14/2001	08/14/2001	07/30/2001
			Depth	0 - 2 cm	0 - 10 cm	0 - 10 cm	0 - 10 cm	0 - 10 cm
			Sample Type	N	N	FD	FD	N
	SMS_Fresh_SCO_2013	SMS_Fresh_CSL_2013						
1,1-Dichloroethene				16.66 U	--	--	--	--
1,2-Dichloroethane				16.66 U	--	--	--	--
1,2-Dichloroethene				--	--	--	--	--
1,2-Dichloroethene, trans-				16.66 U	--	--	--	--
1,2-Dichloropropane				16.66 U	--	--	--	--
1,3-Dichloropropene, cis-				16.66 U	--	--	--	--
1,3-Dichloropropene, trans-				16.66 U	--	--	--	--
2,3,5-Trichlorophenol				216.66 U	411.42 U	258.06 U	238.8 UJ	--
2-Butanone (MEK)				83.33 U	--	--	--	--
2-Chloroethylvinyl ether				16.66 U	--	--	--	--
2-Hexanone (Methyl butyl ketone)				83.33 U	--	--	--	--
Acetone				**276.66**	--	--	--	--
Acrolein				83.33 U	--	--	--	--
Acrylonitrile				83.33 U	--	--	--	--
Benzene				16.66 U	--	--	--	--
Bromodichloromethane				16.66 U	--	--	--	--
Bromoform (Tribromomethane)				16.66 U	--	--	--	--
Bromomethane (Methyl bromide)				16.66 U	--	--	--	--
Carbon disulfide				16.66 U	--	--	--	--
Carbon tetrachloride (Tetrachloromethane)				16.66 U	--	--	--	--
Chlorobenzene				**26 J**	--	--	--	--
Chloroethane				16.66 U	--	--	--	--
Chloroform				16.66 U	--	--	--	--
Chloromethane				16.66 U	--	--	--	--
Dibromochloromethane				16.66 U	--	--	--	--
Dichlorodifluoromethane				--	--	--	--	--
Dichloromethane (Methylene chloride)				83.33 U	--	--	--	--
Ethylbenzene				**113.33**	--	--	--	--
Hexachlorobutadiene (Hexachloro-1,3-butadiene)				--	--	--	--	--
Methyl isobutyl ketone (4-Methyl-2-pentanone or (MIBK))				83.33 U	--	--	--	--
Styrene				16.66 U	--	--	--	--
Tetrachloroethene (PCE)				**60**	--	--	--	--
Toluene				**220**	--	--	--	--
Total xylene (reported, not calculated)				**600**	--	--	--	--

Table C-17
Sediment Data for Dexter Ave. RS Overflow

			Distance to CSO (ft)	38	106	106	106	108
			Location ID	KCM-KTYH01	KCM-0569	KCM-0569	KCM-0569	FWLKUN-21689-2
			Area	LWShipCnlLakeUPortB	LWShipCnlLakeUPortB	LWShipCnlLakeUPortB	LWShipCnlLakeUPortB	LWShipCnlLakeUPortB
			CSO	Dexter Ave. RS	Dexter Ave. RS	Dexter Ave. RS	Dexter Ave. RS	Dexter Ave. RS
			Task	KC_old	KCf_LkUnion	KCf_LkUnion	KCf_LkUnion	FWLKUN01
			Sample ID	8900565	L21689-2	L21689-3	L21689-4	21689-2
			Sample Date	05/30/1989	08/14/2001	08/14/2001	08/14/2001	07/30/2001
			Depth	0 - 2 cm	0 - 10 cm	0 - 10 cm	0 - 10 cm	0 - 10 cm
			Sample Type	N	N	FD	FD	N
	SMS_Fresh_SCO_2013	SMS_Fresh_CSL_2013						
Trichloroethene (TCE)				16.66 U	--	--	--	--
Trichlorofluoromethane (Fluorotrichloromethane)				16.66 U	--	--	--	--
Vinyl acetate				83.33 U	--	--	--	--
Vinyl chloride				16.66 U	--	--	--	--
Semivolatile Organics (µg/kg)								
1,2,4-Trichlorobenzene				28.33 U	9.14 UJ	5.91 UJ	5.47 UJ	18.1714285714 UJ
1,2-Dichlorobenzene				28.33 U	9.14 UJ	5.91 UJ	5.47 UJ	18.1714285714 UJ
1,2-Diphenylhydrazine				111.66 U	342.85 U	215.05 U	199 UJ	685.7142857143 U
1,3-Dichlorobenzene				28.33 U	9.14 UJ	5.91 UJ	5.47 UJ	18.1714285714 UJ
1,4-Dichlorobenzene				28.33 U	4.51 UJ	2.84 UJ	2.63 UJ	9.0285714286 UJ
2,2'-Oxybis (1-chloropropane)				--	514.28 U	322.58 U	298.5 UJ	1028.5714285714 U
2,2'-Oxybis (2-choloropropane)				111.66 U	--	--	--	--
2,3,6-Trichlorophenol				216.66 U	445.71 U	279.56 U	258.7 UJ	--
2,4,5-Trichlorophenol				--	--	--	--	822.8571428571 U
2,4,6-Trichlorophenol				--	--	--	--	891.4285714286 U
2,4-Dichlorophenol				55 U	548.57 U	344.08 U	318.4 UJ	1097.1428571429 U
2,4-Dimethylphenol				55 U	240 U	150.53 U	139.3 UJ	480 U
2,4-Dinitrophenol				111.66 U	--	--	--	--
2,4-Dinitrotoluene				21.66 U	102.85 U	64.51 U	59.7 UJ	205.7142857143 U
2,6-Dinitrotoluene				21.66 U	342.85 U	215.05 U	199 UJ	685.7142857143 U
2-Chloronaphthalene				28.33 U	548.57 U	344.08 U	318.4 UJ	1097.1428571429 U
2-Chlorophenol				111.66 U	274.28 U	172.04 U	159.2 UJ	548.5714285714 U
2-Methylbenzophenone				--	--	--	--	--
2-Methylnaphthalene				--	**12514.28**	301.07 U	278.6 UJ	--
2-Methylphenol (o-Cresol)				55 U	628.57 U	408.6 U	378.1 UJ	1302.8571428571 U
2-Nitroaniline				166.66 U	--	--	--	--
2-Nitrophenol				55 U	514.28 U	322.58 U	298.5 UJ	1028.5714285714 U
3,3'-Dichlorobenzidine				--	--	--	--	--
3-Nitroaniline				166.66 U	--	--	--	--
4-Bromophenyl-phenyl ether				16.66 U	308.57 U	193.54 U	179.1 UJ	617.1428571429 U
4-Chloro-3-methylphenol				111.66 U	--	--	--	--
4-Chloroaniline				111.66 U	--	--	--	--
4-Chlorophenyl phenyl ether				28.33 U	445.71 U	279.56 U	258.7 UJ	891.4285714286 U
4-Methylbenzophenone				--	--	--	--	--

Table C-17
Sediment Data for Dexter Ave. RS Overflow

			Distance to CSO (ft)	38	106	106	106	108
			Location ID	KCM-KTYH01	KCM-0569	KCM-0569	KCM-0569	FWLKUN-21689-2
			Area	LWShipCnlLakeUPortB	LWShipCnlLakeUPortB	LWShipCnlLakeUPortB	LWShipCnlLakeUPortB	LWShipCnlLakeUPortB
			CSO	Dexter Ave. RS	Dexter Ave. RS	Dexter Ave. RS	Dexter Ave. RS	Dexter Ave. RS
			Task	KC_old	KCf_LkUnion	KCf_LkUnion	KCf_LkUnion	FWLKUN01
			Sample ID	8900565	L21689-2	L21689-3	L21689-4	21689-2
			Sample Date	05/30/1989	08/14/2001	08/14/2001	08/14/2001	07/30/2001
			Depth	0 - 2 cm	0 - 10 cm	0 - 10 cm	0 - 10 cm	0 - 10 cm
			Sample Type	N	N	FD	FD	N
	SMS_Fresh_SCO_2013	SMS_Fresh_CSL_2013						
4-Methylphenol (p-Cresol)	260	2000		55 U	548.57 U	344.08 U	318.4 UJ	1097.1428571429 U
4-Nitroaniline				166.66 U	--	--	--	--
4-Nitrophenol				111.66 U	--	--	--	--
Acenaphthene				--	**6800**	**1532.25**	**356.21**	--
Acenaphthylene				--	514.28 U	322.58 U	**457.71 J**	--
Aniline				111.66 U	628.57 UJ	408.6 UJ	378.1 UJ	1302.8571428571 UJ
Anthracene				--	**2280**	**1854.83**	**845.77**	--
Benzidine				1333.33 U	--	--	--	--
Benzo(a)anthracene				--	**2828.57**	**2430.1**	**4890.54**	--
Benzo(a)pyrene				--	**2634.28**	**2327.95**	**8059.7**	--
Benzo(b)fluoranthene				--	**3268.57 J**	**2822.58 J**	**7164.17 J**	--
Benzo(g,h,i)perylene				--	**1417.14**	**1419.35**	**6268.65**	--
Benzo(k)fluoranthene				--	**1462.85 J**	**1290.32 J**	**3706.46 J**	--
Benzoic acid	2900	3800		166.66 U	205.71 U	129.03 U	**2009.95**	411.4285714286 U
Benzyl alcohol				55 U	205.71 U	129.03 U	119.4 UJ	411.4285714286 U
bis(2-Chloroethoxy)methane				55 U	571.42 U	365.59 U	338.3 UJ	1165.7142857143 U
bis(2-Chloroethyl)ether				55 U	514.28 UJ	322.58 UJ	298.5 UJ	1028.5714285714 UJ
bis(2-Ethylhexyl)phthalate	500	22000		**7666.66**	**18571.42**	**16290.32**	**1870.64**	**18571.42857**
Butylbenzyl phthalate				**466.66**	**828.57**	**645.16**	**567.16**	**828.5714286**
Chrysene				--	**3931.42**	**3419.35**	**5970.14**	--
Coprostanol (Cholestan-3-ol (3B, 5B))				--	480 UJ	301.07 UJ	278.6 UJ	960 UJ
Dibenzo(a,h)anthracene				--	**645.71**	**433.33**	**1019.9**	--
Diethyl phthalate				55 U	205.71 U	129.03 U	119.4 UJ	411.4285714286 U
Dimethyl phthalate				16.66 U	377.14 U	236.55 U	218.9 UJ	754.2857142857 U
Di-n-butyl phthalate	380	1000		**2333.33**	171.42 UJ	**209.67 J**	**212.93 J**	342.8571428571 U
Dinitro-o-cresol (4,6-Dinitro-2-methylphenol)				111.66 U	--	--	--	--
Di-n-octyl phthalate	39	1100		28.33 U	274.28 U	172.04 U	159.2 UJ	548.5714285714 U
Fluoranthene				--	**10914.28**	**9408.6**	**12786.06**	--
Fluorene				--	**4325.71**	**2327.95**	258.7 UJ	--
Hexachlorobenzene				28.33 U	22.85 U	14.51 U	13.43 UJ	45.6 U
Hexachlorobutadiene (Hexachloro-1,3-butadiene)				55 U	25.71 UJ	16.12 UJ	14.92 UJ	51.4285714286 UJ
Hexachlorocyclopentadiene				55 U	--	--	--	--
Hexachloroethane				55 U	514.28 UJ	322.58 UJ	298.5 UJ	1028.5714285714 UJ
Indeno(1,2,3-c,d)pyrene				--	**1571.42**	**1397.84**	**4716.41**	--

Table C-17
Sediment Data for Dexter Ave. RS Overflow

			Distance to CSO (ft)	38	106	106	106	108
			Location ID	KCM-KTYH01	KCM-0569	KCM-0569	KCM-0569	FWLKUN-21689-2
			Area	LWShipCnlLakeUPortB	LWShipCnlLakeUPortB	LWShipCnlLakeUPortB	LWShipCnlLakeUPortB	LWShipCnlLakeUPortB
			CSO	Dexter Ave. RS	Dexter Ave. RS	Dexter Ave. RS	Dexter Ave. RS	Dexter Ave. RS
			Task	KC_old	KCf_LkUnion	KCf_LkUnion	KCf_LkUnion	FWLKUN01
			Sample ID	8900565	L21689-2	L21689-3	L21689-4	21689-2
			Sample Date	05/30/1989	08/14/2001	08/14/2001	08/14/2001	07/30/2001
			Depth	0 - 2 cm	0 - 10 cm	0 - 10 cm	0 - 10 cm	0 - 10 cm
			Sample Type	N	N	FD	FD	N
	SMS_Fresh_SCO_2013	SMS_Fresh_CSL_2013						
Isophorone				55 U	628.57 U	408.6 U	378.1 UJ	1302.8571428571 U
Naphthalene				--	**685.71 J**	301.07 UJ	**427.86 J**	--
Nitrobenzene				55 U	548.57 UJ	344.08 UJ	318.4 UJ	1097.1428571429 UJ
n-Nitrosodimethylamine				166.66 U	685.71 UJ	430.1 UJ	398 UJ	1371.4285714286 UJ
n-Nitrosodi-n-propylamine				55 U	308.57 U	193.54 U	179.1 UJ	617.1428571429 U
n-Nitrosodiphenylamine				56.66 U	685.71 UJ	430.1 UJ	398 UJ	1371.4285714286 UJ
Pentachlorophenol	1200	1200		55 U	171.42 U	107.52 U	99.5 UJ	342.8571428571 U
Phenanthrene				--	**10628.57**	**9838.7**	**1646.76**	--
Phenol	120	210		166.66 U	308.57 U	193.54 U	179.1 UJ	617.1428571429 U
Pyrene				--	**7885.71**	**6881.72**	**19054.72**	--
Total cPAH TEQ (7 minimum CAEPA 2005) (U = 0)				--	**3651.3062 J**	**3199.5605 J**	**10269.1494 J**	--
Total PAH (SMS Freshwater 2013) (U = 0)	17000	30000		--	**73794.22 J**	**47384.87 J**	**77371.06 J**	--
Polycyclic Aromatic Hydrocarbons (µg/kg)								
2-Methylnaphthalene				**733.33**	--	--	--	**12514.28571**
Acenaphthene				**1933.33**	--	--	--	**6800**
Acenaphthylene				**36.66 J**	--	--	--	1028.5714285714 U
Anthracene				**1333.33**	--	--	--	**2280**
Benzo(a)anthracene				**1766.66**	--	--	--	--
Benzo(a)pyrene				**1766.66**	--	--	--	**2634.285714**
Benzo(b)fluoranthene				**2200**	--	--	--	**3268.571429**
Benzo(g,h,i)perylene				**966.66**	--	--	--	**1417.142857**
Benzo(k)fluoranthene				**2266.66**	--	--	--	**1462.857143**
Carbazole	900	1100		--	**2817.14**	**367.74**	**208.95 J**	**2817.142857**
Chrysene				**2333.33**	--	--	--	**3931.428571**
Dibenzo(a,h)anthracene				83.33 U	--	--	--	**645.7142857**
Dibenzofuran	200	680		**1400**	**3514.28**	**403.22 J**	278.6 UJ	**3514.285714**
Fluoranthene				**4666.66**	--	--	--	**10914.28571**
Fluorene				**2166.66**	--	--	--	**4325.714286**
Indeno(1,2,3-c,d)pyrene				**800**	--	--	--	**1571.428571**
Naphthalene				**160 J**	--	--	--	**685.7142857143 J**
Phenanthrene				**7333.33**	--	--	--	**10628.57143**
Pyrene				**5666.66**	--	--	--	**7885.714286**
Total cPAH TEQ (7 minimum CAEPA 2005) (U = 0)				**2493.3253**	--	--	--	**3368.457143**
Total PAH (SMS Freshwater 2013) (U = 0)	17000	30000		**36129.93 J**	--	--	--	**70965.7142857143 J**

Table C-17
Sediment Data for Dexter Ave. RS Overflow

			Distance to CSO (ft)	38	106	106	106	108
			Location ID	KCM-KTYH01	KCM-0569	KCM-0569	KCM-0569	FWLKUN-21689-2
			Area	LWShipCnlLakeUPortB	LWShipCnlLakeUPortB	LWShipCnlLakeUPortB	LWShipCnlLakeUPortB	LWShipCnlLakeUPortB
			CSO	Dexter Ave. RS	Dexter Ave. RS	Dexter Ave. RS	Dexter Ave. RS	Dexter Ave. RS
			Task	KC_old	KCf_LkUnion	KCf_LkUnion	KCf_LkUnion	FWLKUN01
			Sample ID	8900565	L21689-2	L21689-3	L21689-4	21689-2
			Sample Date	05/30/1989	08/14/2001	08/14/2001	08/14/2001	07/30/2001
			Depth	0 - 2 cm	0 - 10 cm	0 - 10 cm	0 - 10 cm	0 - 10 cm
			Sample Type	N	N	FD	FD	N
	SMS_Fresh_SCO_2013	SMS_Fresh_CSL_2013						
Pesticides (µg/kg)								
4,4'-DDD (p,p'-DDD)				5.5 U	**40.74**	**48.49**	**138.8**	**40.74285714**
4,4'-DDE (p,p'-DDE)				5.5 U	**15.88**	**16.12**	**34.17**	**15.88571429**
4,4'-DDT (p,p'-DDT)				5.5 U	5.71 UJ	5.37 UJ	4.97 UJ	11.4285714286 UJ
Aldrin				5.5 U	17.14 U	16.12 U	14.92 U	34.2857142857 U
Chlordane				28.33 U	**35.94**	**35.69**	**60.69**	**35.94285714**
Chlordane, alpha- (Chlordane, cis-)				--	--	--	--	--
Chlordane, gamma-				--	--	--	--	--
Chlorpyrifos				--	97.14 U	91.39 U	164.17 UJ	190.2857142857 U
Diazinon				--	57.14 U	53.76 U	99.5 UJ	95.4285714286 U
Dieldrin	4.9	9.3		5.5 U	5.71 U	5.37 U	4.97 U	11.4285714286 U
Disulfoton				--	57.14 U	53.76 U	99.5 UJ	95.4285714286 U
Endosulfan				--	--	--	--	--
Endosulfan sulfate				5.5 U	5.71 U	5.37 U	4.97 U	11.4285714286 U
Endosulfan, alpha- (I)				5.5 U	5.71 U	5.37 U	9.95 U	11.4285714286 U
Endosulfan, beta (II)				5.5 U	5.71 U	5.37 U	4.97 U	11.4285714286 U
Endrin				5.5 U	5.71 U	5.37 U	4.97 U	11.4285714286 U
Endrin aldehyde				5.5 U	11.42 UJ	10.75 UJ	9.95 UJ	22.8571428571 UJ
Endrin ketone	8.5	8.5		--	--	--	--	--
Heptachlor				5.5 U	2.85 U	2.68 U	2.48 U	5.7142857143 U
Heptachlor epoxide				5.5 U	2.85 U	2.68 U	2.48 U	5.7142857143 U
Hexachlorocyclohexane (BHC), alpha-				5.5 U	2.85 U	2.68 U	2.48 U	5.7142857143 U
Hexachlorocyclohexane (BHC), beta-	7.2	11		5.5 U	2.85 U	2.68 U	2.48 U	5.7142857143 U
Hexachlorocyclohexane (BHC), delta-				5.5 U	2.85 U	2.68 U	2.48 U	5.7142857143 U
Hexachlorocyclohexane (BHC), gamma- (Lindane)				5.5 U	2.85 U	2.68 U	2.48 U	5.7142857143 U
Malathion				--	154.28 U	145.16 U	263.68 UJ	285.7142857143 U
Methoxychlor				28.33 U	28.57 U	26.88 U	24.87 U	57.1428571429 U
Methyl parathion				--	154.28 U	145.16 U	263.68 UJ	285.7142857143 U
Parathion				--	154.28 U	145.16 U	263.68 UJ	285.7142857143 U
Phorate				--	97.14 U	91.39 U	164.17 UJ	190.2857142857 U
Toxaphene				55 U	57.14 U	53.76 U	49.75 U	114.2857142857 U
Sum DDD (U = 0)	310	860		5.5 U	**40.74**	**48.49**	**138.8**	**40.74285714**
Sum DDE (U = 0)	21	33		5.5 U	**15.88**	**16.12**	**34.17**	**15.88571429**
Sum DDT (U = 0)	100	8100		5.5 U	5.71 UJ	5.37 UJ	4.97 UJ	11.4285714286 UJ

Table C-17
Sediment Data for Dexter Ave. RS Overflow

			Distance to CSO (ft)	38	106	106	106	108
			Location ID	KCM-KTYH01	KCM-0569	KCM-0569	KCM-0569	FWLKUN-21689-2
			Area	LWShipCnlLakeUPortB	LWShipCnlLakeUPortB	LWShipCnlLakeUPortB	LWShipCnlLakeUPortB	LWShipCnlLakeUPortB
			CSO	Dexter Ave. RS	Dexter Ave. RS	Dexter Ave. RS	Dexter Ave. RS	Dexter Ave. RS
			Task	KC_old	KCf_LkUnion	KCf_LkUnion	KCf_LkUnion	FWLKUN01
			Sample ID	8900565	L21689-2	L21689-3	L21689-4	21689-2
			Sample Date	05/30/1989	08/14/2001	08/14/2001	08/14/2001	07/30/2001
			Depth	0 - 2 cm	0 - 10 cm	0 - 10 cm	0 - 10 cm	0 - 10 cm
			Sample Type	N	N	FD	FD	N
	SMS_Fresh_SCO_2013	SMS_Fresh_CSL_2013						
Herbicides (µg/kg)								
2,2-Dichloropropionic acid (Dalapon)				--	--	--	--	37.1428571429 UJ
2,4,5-T (2,4,5-Trichlorophenoxyacetic acid)				--	--	--	--	37.1428571429 U
2,4,5-TP (Silvex)				--	--	--	--	37.1428571429 U
2,4-D (2,4-Dichlorophenoxyacetic acid)				--	--	--	--	37.1428571429 U
2,4-DB (2,4-D derivative)				--	--	--	--	37.1428571429 U
Dicamba				--	--	--	--	37.1428571429 U
Dichlorprop				--	--	--	--	37.1428571429 U
Dinoseb				--	--	--	--	37.1428571429 U
Mecoprop (MCPP)				--	--	--	--	37.1428571429 U
Mephanac (MCPA)				--	--	--	--	37.1428571429 U
PCB Aroclors (µg/kg)								
Aroclor 1016				55 U	74.28 U	69.89 U	**2014.92**	142.8571428571 U
Aroclor 1221				55 U	142.85 U	134.4 U	124.37 U	285.7142857143 U
Aroclor 1232				55 U	142.85 U	134.4 U	124.37 U	285.7142857143 U
Aroclor 1242				55 U	74.28 U	69.89 U	64.67 U	142.8571428571 U
Aroclor 1248				55 U	**720**	**591.39**	**1850.74**	**720**
Aroclor 1254				55 U	**1040**	**752.68**	**1472.63**	**1040**
Aroclor 1260				55 U	**800**	**575.26**	**1034.82**	**800**
Total PCB Aroclors (SMS Freshwater 2013) (U = 0)	110	2500		55 U	**2560**	**1919.33**	**6373.11**	**2560**
Total Petroleum Hydrocarbons (mg/kg)								
Creosote				--	--	--	--	--
Diesel range hydrocarbons	340	510		--	4400 U	2741.93 U	5472.63 U	4400 U
Gasoline range hydrocarbons				--	--	--	--	--
Lube oil				--	**14000**	**8924.73**	**16865.67**	**14000**
Pharmaceuticals and Personal Care Products (µg/kg)								
Caffeine				--	205.71 U	129.03 U	119.4 UJ	411.4285714286 U

Table C-17
Sediment Data for Dexter Ave. RS Overflow

			Distance to CSO (ft)	108	108	108	346	346
			Location ID	FWLKUN-21689-2	FWLKUN-21689-2	FWLKUN-21689-2	EPAGAS8430	EPAGAS8430
			Area	LWShipCnlLakeUPortB	LWShipCnlLakeUPortB	LWShipCnlLakeUPortB	LWShipCnlLakeUPortB	LWShipCnlLakeUPortB
			CSO	Dexter Ave. RS	Dexter Ave. RS	Dexter Ave. RS	Dexter Ave. RS	Dexter Ave. RS
			Task	FWLKUN01	FWLKUN01	FWLKUN01	EPAGAS84	EPAGAS84
			Sample ID	21689-2_DUP	21689-3_DUP	21689-4_DUP	12180	J3130_19840320
			Sample Date	07/30/2001	08/14/2001	08/14/2001	03/20/1984	03/20/1984
			Depth	0 - 10 cm	0 - 15 cm	0 - 15 cm	0 - 0.1 m	0 - 0.1 m
			Sample Type	FD	FD	FD	N	N
	SMS_Fresh_SCO_2013	SMS_Fresh_CSL_2013						
Conventional Parameters (mg/kg)								
Acid volatile sulfide			--	**3365.591398**	**3402.985075**	--	--	
Ammonia as nitrogen	230	300	--	**213.9784946**	**236.318408**	--	--	
Cyanide			--	--	--	--	--	
Orthohosphate			--	--	--	--	--	
Phosphorus			--	**763.4408602**	**1069.651741**	--	--	
Sulfide	39	61	--	--	--	--	--	
Conventional Parameters (pct)								
Total organic carbon			--	**1.25**	**1.5**	--	--	
Total solids			--	**18.6**	**20.1**	--	--	
Grain Size (pct)								
Pebble			0.1 U	--	--	--	--	
Gravel			--	**0.5 J**	**0.2 J**	--	--	
Granule (very fine gravel)			--	--	--	--	--	
Sand			--	**25.8**	**24.1**	--	--	
Sand, coarse			--	--	--	--	--	
Sand, medium			--	--	--	--	--	
Sand, fine			--	--	--	--	--	
Sand, very fine			--	--	--	--	--	
Silt			--	**44.2**	**46.5**	--	--	
Silt, coarse			--	--	--	--	--	
Silt, medium			--	--	--	--	--	
Silt, fine			--	--	--	--	--	
Silt, very fine			--	--	--	--	--	
Clay			--	**29.6**	**29.2**	--	--	
Clay, coarse			--	--	--	--	--	
Clay, medium			--	--	--	--	--	
Clay, fine			**5.6**	--	--	--	--	
Metals (mg/kg)								
Aluminum			--	--	--	--	--	
Antimony			--	**10.2150537634 J**	**9.4527363184 J**	**0.1**	--	
Arsenic	14	120	--	**45.59139785**	**65.17412935**	**13**	--	
Barium			--	--	--	--	--	
Beryllium			--	**0.311827957**	**0.373134328**	**0.55**	--	

Table C-17
Sediment Data for Dexter Ave. RS Overflow

			Distance to CSO (ft)	108	108	108	346	346
			Location ID	FWLKUN-21689-2	FWLKUN-21689-2	FWLKUN-21689-2	EPAGAS8430	EPAGAS8430
			Area	LWShipCnlLakeUPortB	LWShipCnlLakeUPortB	LWShipCnlLakeUPortB	LWShipCnlLakeUPortB	LWShipCnlLakeUPortB
			CSO	Dexter Ave. RS	Dexter Ave. RS	Dexter Ave. RS	Dexter Ave. RS	Dexter Ave. RS
			Task	FWLKUN01	FWLKUN01	FWLKUN01	EPAGAS84	EPAGAS84
			Sample ID	21689-2_DUP	21689-3_DUP	21689-4_DUP	12180	J3130_19840320
			Sample Date	07/30/2001	08/14/2001	08/14/2001	03/20/1984	03/20/1984
			Depth	0 - 10 cm	0 - 15 cm	0 - 15 cm	0 - 0.1 m	0 - 0.1 m
			Sample Type	FD	FD	FD	N	N
	SMS_Fresh_SCO_2013	SMS_Fresh_CSL_2013						
Cadmium	2.1	5.4	--	**4.784946237**	**6.467661692**	**1.2**	--	
Cadmium-SEM			--	--	--	--	--	
Calcium			--	--	--	--	--	
Chromium	72	88	--	**98.92473118**	**121.3930348**	**70**	--	
Copper	400	1200	--	**1951.6129032258 J**	**2144.2786069652 J**	**120**	--	
Copper-SEM			--	--	--	--	--	
Iron			--	--	--	--	--	
Lead	360	1300	--	**3102.150538**	**3930.348259**	**260**	--	
Lead-SEM			--	--	--	--	--	
Magnesium			--	--	--	--	--	
Manganese			--	**267.7419355**	**330.8457711**	--	--	
Mercury	0.66	0.8	--	**1.419354839**	**2.68159204**	**1.2**	--	
Nickel	26	110	--	**62.9032258065 J**	**74.6268656716 J**	**85**	--	
Nickel-SEM			--	--	--	--	--	
Potassium			--	--	--	--	--	
Selenium	11	20	--	**0.752688172**	**0.696517413**	**0.4**	--	
Silver	0.57	1.7	--	**17.09677419**	**24.87562189**	**4.5**	--	
Sodium			--	--	--	--	--	
Thallium			--	**0.112903226**	**0.139303483**	**0.2**	--	
Zinc	3200	4200	--	**1064.516129**	**1512.437811**	**280**	--	
Zinc-SEM			--	--	--	--	--	
Organometallic Compounds (µg/kg)								
Butyltin (n-Butyltin)	540	4800	--	**216.6666667**	**181.0945274**	--	--	
Dibutyltin	910	130000	--	**419.3548387**	**347.2636816**	--	--	
Dibutyltin (ion)	910	130000	--	--	--	--	--	
Di-n-butyltin/Dibutyltin/Dibutyltin ion (type unknown)			--	--	--	--	--	
Tetrabutyltin	97	97	--	4.3064516129 U	3.9850746269 U	--	--	
Tributyltin	47	320	--	**2145.1612903226 J**	**2268.6567164179 J**	--	--	
Tributyltin (ion)	47	320	--	--	--	--	--	
Volatile Organics (µg/kg)								
1,1,1-Trichloroethane			--	--	--	--	**7.8**	
1,1,2,2-Tetrachloroethane			--	--	--	--	7.8 U	
1,1,2-Trichloroethane			--	--	--	--	7.8 U	
1,1-Dichloroethane			--	--	--	--	7.8 U	

Table C-17
Sediment Data for Dexter Ave. RS Overflow

			Distance to CSO (ft)	108	108	108	346	346
			Location ID	FWLKUN-21689-2	FWLKUN-21689-2	FWLKUN-21689-2	EPAGAS8430	EPAGAS8430
			Area	LWShipCnlLakeUPortB	LWShipCnlLakeUPortB	LWShipCnlLakeUPortB	LWShipCnlLakeUPortB	LWShipCnlLakeUPortB
			CSO	Dexter Ave. RS	Dexter Ave. RS	Dexter Ave. RS	Dexter Ave. RS	Dexter Ave. RS
			Task	FWLKUN01	FWLKUN01	FWLKUN01	EPAGAS84	EPAGAS84
			Sample ID	21689-2_DUP	21689-3_DUP	21689-4_DUP	12180	J3130_19840320
			Sample Date	07/30/2001	08/14/2001	08/14/2001	03/20/1984	03/20/1984
			Depth	0 - 10 cm	0 - 15 cm	0 - 15 cm	0 - 0.1 m	0 - 0.1 m
			Sample Type	FD	FD	FD	N	N
	SMS_Fresh_SCO_2013	SMS_Fresh_CSL_2013						
1,1-Dichloroethene				--	--	--	--	--
1,2-Dichloroethane				--	--	--	--	7.8 U
1,2-Dichloroethene				--	--	--	--	--
1,2-Dichloroethene, trans-				--	--	--	--	7.8 U
1,2-Dichloropropane				--	--	--	--	7.8 U
1,3-Dichloropropene, cis-				--	--	--	--	15.6 U
1,3-Dichloropropene, trans-				--	--	--	--	--
2,3,5-Trichlorophenol				--	--	--	--	--
2-Butanone (MEK)				--	--	--	--	--
2-Chloroethylvinyl ether				--	--	--	--	7.8 U
2-Hexanone (Methyl butyl ketone)				--	--	--	--	--
Acetone				--	--	--	--	--
Acrolein				--	--	--	--	157 U
Acrylonitrile				--	--	--	--	157 U
Benzene				--	--	--	--	7.8 U
Bromodichloromethane				--	--	--	--	7.8 U
Bromoform (Tribromomethane)				--	--	--	--	7.8 U
Bromomethane (Methyl bromide)				--	--	--	--	7.8 U
Carbon disulfide				--	--	--	--	--
Carbon tetrachloride (Tetrachloromethane)				--	--	--	--	7.8 U
Chlorobenzene				--	--	--	--	7.8 U
Chloroethane				--	--	--	--	7.8 U
Chloroform				--	--	--	--	7.8 U
Chloromethane				--	--	--	--	7.8 U
Dibromochloromethane				--	--	--	--	7.8 U
Dichlorodifluoromethane				--	--	--	--	7.8 U
Dichloromethane (Methylene chloride)				--	--	--	--	**127**
Ethylbenzene				--	--	--	--	7.8 U
Hexachlorobutadiene (Hexachloro-1,3-butadiene)				--	--	--	--	1300 U
Methyl isobutyl ketone (4-Methyl-2-pentanone or (MIBK))				--	--	--	--	--
Styrene				--	--	--	--	--
Tetrachloroethene (PCE)				--	--	--	--	7.8 U
Toluene				--	--	--	--	7.8 U
Total xylene (reported, not calculated)				--	--	--	--	--

Table C-17
Sediment Data for Dexter Ave. RS Overflow

			Distance to CSO (ft)	108	108	108	346	346
			Location ID	FWLKUN-21689-2	FWLKUN-21689-2	FWLKUN-21689-2	EPAGAS8430	EPAGAS8430
			Area	LWShipCnlLakeUPortB	LWShipCnlLakeUPortB	LWShipCnlLakeUPortB	LWShipCnlLakeUPortB	LWShipCnlLakeUPortB
			CSO	Dexter Ave. RS	Dexter Ave. RS	Dexter Ave. RS	Dexter Ave. RS	Dexter Ave. RS
			Task	FWLKUN01	FWLKUN01	FWLKUN01	EPAGAS84	EPAGAS84
			Sample ID	21689-2_DUP	21689-3_DUP	21689-4_DUP	12180	J3130_19840320
			Sample Date	07/30/2001	08/14/2001	08/14/2001	03/20/1984	03/20/1984
			Depth	0 - 10 cm	0 - 15 cm	0 - 15 cm	0 - 0.1 m	0 - 0.1 m
			Sample Type	FD	FD	FD	N	N
	SMS_Fresh_SCO_2013	SMS_Fresh_CSL_2013						
Trichloroethene (TCE)			--	--	--	--	7.8 U	
Trichlorofluoromethane (Fluorotrichloromethane)			--	--	--	--	**7.8**	
Vinyl acetate			--	--	--	--	--	
Vinyl chloride			--	--	--	--	7.8 U	
Semivolatile Organics (µg/kg)								
1,2,4-Trichlorobenzene			--	11.3978494624 UJ	10.5472636816 UJ	--	1300 U	
1,2-Dichlorobenzene			--	11.3978494624 UJ	10.5472636816 UJ	--	1300 U	
1,2-Diphenylhydrazine			--	430.1075268817 U	398.0099502488 UJ	--	2600 U	
1,3-Dichlorobenzene			--	11.3978494624 UJ	10.5472636816 UJ	--	1300 U	
1,4-Dichlorobenzene			--	5.6989247312 UJ	5.2736318408 UJ	--	1300 U	
2,2'-Oxybis (1-chloropropane)			--	645.1612903226 U	597.0149253731 UJ	--	--	
2,2'-Oxybis (2-choloropropane)			--	--	--	--	2600 U	
2,3,6-Trichlorophenol			--	--	--	--	--	
2,4,5-Trichlorophenol			--	516.1290322581 U	477.6119402985 UJ	--	--	
2,4,6-Trichlorophenol			--	559.1397849462 U	517.4129353234 UJ	--	1300 U	
2,4-Dichlorophenol			--	688.1720430108 U	636.815920398 UJ	--	1300 U	
2,4-Dimethylphenol			--	301.0752688172 U	278.6069651741 UJ	--	1300 U	
2,4-Dinitrophenol			--	--	--	--	6500 U	
2,4-Dinitrotoluene			--	129.0322580645 U	119.4029850746 UJ	--	2600 U	
2,6-Dinitrotoluene			--	430.1075268817 U	398.0099502488 UJ	--	2600 U	
2-Chloronaphthalene			--	688.1720430108 U	636.815920398 UJ	--	1300 U	
2-Chlorophenol			--	344.0860215054 U	318.407960199 UJ	--	1300 U	
2-Methylbenzophenone			--	817.2043010753 U	756.2189054726 UJ	--	--	
2-Methylnaphthalene			--	602.1505376344 U	557.2139303483 UJ	--	--	
2-Methylphenol (o-Cresol)			--	--	--	--	--	
2-Nitroaniline			--	--	--	--	--	
2-Nitrophenol			--	645.1612903226 U	597.0149253731 UJ	--	2600 U	
3,3'-Dichlorobenzidine			--	--	--	--	2600 U	
3-Nitroaniline			--	--	--	--	--	
4-Bromophenyl-phenyl ether			--	387.0967741935 U	358.2089552239 UJ	--	1300 U	
4-Chloro-3-methylphenol			--	--	--	--	2600 U	
4-Chloroaniline			--	--	--	--	--	
4-Chlorophenyl phenyl ether			--	559.1397849462 U	517.4129353234 UJ	--	1300 U	
4-Methylbenzophenone			--	688.1720430108 U	636.815920398 UJ	--	--	

Table C-17
Sediment Data for Dexter Ave. RS Overflow

			Distance to CSO (ft)	108	108	108	346	346
			Location ID	FWLKUN-21689-2	FWLKUN-21689-2	FWLKUN-21689-2	EPAGAS8430	EPAGAS8430
			Area	LWShipCnlLakeUPortB	LWShipCnlLakeUPortB	LWShipCnlLakeUPortB	LWShipCnlLakeUPortB	LWShipCnlLakeUPortB
			CSO	Dexter Ave. RS	Dexter Ave. RS	Dexter Ave. RS	Dexter Ave. RS	Dexter Ave. RS
			Task	FWLKUN01	FWLKUN01	FWLKUN01	EPAGAS84	EPAGAS84
			Sample ID	21689-2_DUP	21689-3_DUP	21689-4_DUP	12180	J3130_19840320
			Sample Date	07/30/2001	08/14/2001	08/14/2001	03/20/1984	03/20/1984
			Depth	0 - 10 cm	0 - 15 cm	0 - 15 cm	0 - 0.1 m	0 - 0.1 m
			Sample Type	FD	FD	FD	N	N
	SMS_Fresh_SCO_2013	SMS_Fresh_CSL_2013						
4-Methylphenol (p-Cresol)	260	2000		--	--	--	--	--
4-Nitroaniline				--	--	--	--	--
4-Nitrophenol				--	--	--	--	13000 U
Acenaphthene				--	**1532.258065**	**356.2189055**	--	--
Acenaphthylene				--	645.1612903226 U	**457.7114427861 J**	--	--
Aniline				--	817.2043010753 UJ	756.2189054726 UJ	--	--
Anthracene				--	**1854.83871**	**845.7711443**	--	--
Benzidine				--	--	--	--	5200 U
Benzo(a)anthracene				--	--	--	--	--
Benzo(a)pyrene				--	**2327.956989**	**8059.701493**	--	--
Benzo(b)fluoranthene				--	**2822.580645**	**7164.1791044776 J**	--	--
Benzo(g,h,i)perylene				--	**1419.354839**	**6268.656716**	--	--
Benzo(k)fluoranthene				--	**1290.322581**	**3706.4676616915 J**	--	--
Benzoic acid	2900	3800		--	258.064516129 U	**2009.950249**	--	--
Benzyl alcohol				--	258.064516129 U	238.8059701493 UJ	--	--
bis(2-Chloroethoxy)methane				--	731.1827956989 U	676.6169154229 UJ	--	2600 U
bis(2-Chloroethyl)ether				--	645.1612903226 UJ	597.0149253731 UJ	--	1300 U
bis(2-Ethylhexyl)phthalate	500	22000		--	**16290.32258**	**1870.646766**	--	1300 U
Butylbenzyl phthalate				--	**645.1612903**	**567.1641791**	--	1300 U
Chrysene				--	**3419.354839**	**5970.149254**	--	--
Coprostanol (Cholestan-3-ol (3B, 5B))				--	602.1505376344 UJ	557.2139303483 UJ	--	--
Dibenzo(a,h)anthracene				--	**433.3333333**	**1019.900498**	--	--
Diethyl phthalate				--	258.064516129 U	238.8059701493 UJ	--	1300 U
Dimethyl phthalate				--	473.1182795699 U	437.8109452736 UJ	--	1300 U
Di-n-butyl phthalate	380	1000		--	**209.6774194**	**212.9353233831 J**	--	1300 U
Dinitro-o-cresol (4,6-Dinitro-2-methylphenol)				--	--	--	--	2600 U
Di-n-octyl phthalate	39	1100		--	344.0860215054 U	318.407960199 UJ	--	1300 U
Fluoranthene				--	**9408.602151**	**12786.06965**	--	--
Fluorene				--	**2327.956989**	517.4129353234 UJ	--	--
Hexachlorobenzene				--	28.6021505376 U	26.4676616915 UJ	--	1300 U
Hexachlorobutadiene (Hexachloro-1,3-butadiene)				--	32.2580645161 UJ	29.8507462687 UJ	--	--
Hexachlorocyclopentadiene				--	--	--	--	1300 U
Hexachloroethane				--	645.1612903226 UJ	597.0149253731 UJ	--	1300 U
Indeno(1,2,3-c,d)pyrene				--	**1397.849462**	**4716.41791**	--	--

Table C-17
Sediment Data for Dexter Ave. RS Overflow

			Distance to CSO (ft)	108	108	108	346	346
			Location ID	FWLKUN-21689-2	FWLKUN-21689-2	FWLKUN-21689-2	EPAGAS8430	EPAGAS8430
			Area	LWShipCnlLakeUPortB	LWShipCnlLakeUPortB	LWShipCnlLakeUPortB	LWShipCnlLakeUPortB	LWShipCnlLakeUPortB
			CSO	Dexter Ave. RS	Dexter Ave. RS	Dexter Ave. RS	Dexter Ave. RS	Dexter Ave. RS
			Task	FWLKUN01	FWLKUN01	FWLKUN01	EPAGAS84	EPAGAS84
			Sample ID	21689-2_DUP	21689-3_DUP	21689-4_DUP	12180	J3130_19840320
			Sample Date	07/30/2001	08/14/2001	08/14/2001	03/20/1984	03/20/1984
			Depth	0 - 10 cm	0 - 15 cm	0 - 15 cm	0 - 0.1 m	0 - 0.1 m
			Sample Type	FD	FD	FD	N	N
	SMS_Fresh_SCO_2013	SMS_Fresh_CSL_2013						
Isophorone			--	817.2043010753 U	756.2189054726 UJ	--	1300 U	
Naphthalene			--	602.1505376344 UJ	**427.8606965174 J**	--	--	
Nitrobenzene			--	688.1720430108 UJ	636.815920398 UJ	--	1300 U	
n-Nitrosodimethylamine			--	860.2150537634 UJ	796.0199004975 UJ	--	--	
n-Nitrosodi-n-propylamine			--	387.0967741935 U	358.2089552239 UJ	--	2600 U	
n-Nitrosodiphenylamine			--	860.2150537634 UJ	796.0199004975 UJ	--	1300 U	
Pentachlorophenol	1200	1200	--	215.0537634409 U	199.0049751244 UJ	--	2600 U	
Phenanthrene			--	**9838.709677**	**1646.766169**	--	--	
Phenol	120	210	--	387.0967741935 U	358.2089552239 UJ	--	1300 U	
Pyrene			--	**6881.72043**	**19054.72637**	--	--	
Total cPAH TEQ (7 minimum CAEPA 2005) (U = 0)			--	**2956.55914**	**9780.099502487543 J**	--	--	
Total PAH (SMS Freshwater 2013) (U = 0)	17000	30000	--	**44954.8387096774 J**	**72480.5970149252 J**	--	--	
Polycyclic Aromatic Hydrocarbons (µg/kg)								
2-Methylnaphthalene			--	--	--	--	--	
Acenaphthene			--	--	--	--	1300 U	
Acenaphthylene			--	--	--	--	1300 U	
Anthracene			--	--	--	--	1300 U	
Benzo(a)anthracene			--	--	--	--	**7350**	
Benzo(a)pyrene			--	--	--	--	**2600**	
Benzo(b)fluoranthene			--	--	--	--	2600 U	
Benzo(g,h,i)perylene			--	--	--	--	2600 U	
Benzo(k)fluoranthene			--	--	--	--	2600 U	
Carbazole	900	1100	--	**367.7419355**	**208.9552238806 J**	--	--	
Chrysene			--	--	--	--	**7010**	
Dibenzo(a,h)anthracene			--	--	--	--	2600 U	
Dibenzofuran	200	680	--	**403.2258065**	557.2139303483 UJ	--	--	
Fluoranthene			--	--	--	--	**14700**	
Fluorene			--	--	--	--	1300 U	
Indeno(1,2,3-c,d)pyrene			--	--	--	--	2600 U	
Naphthalene			--	--	--	--	1300 U	
Phenanthrene			--	--	--	--	**1300**	
Pyrene			--	--	--	--	**23000**	
Total cPAH TEQ (7 minimum CAEPA 2005) (U = 0)			--	--	--	--	**3405.1**	
Total PAH (SMS Freshwater 2013) (U = 0)	17000	30000	--	--	--	--	**55960**	

Table C-17
Sediment Data for Dexter Ave. RS Overflow

			Distance to CSO (ft)	108	108	108	346	346
			Location ID	FWLKUN-21689-2	FWLKUN-21689-2	FWLKUN-21689-2	EPAGAS8430	EPAGAS8430
			Area	LWShipCnlLakeUPortB	LWShipCnlLakeUPortB	LWShipCnlLakeUPortB	LWShipCnlLakeUPortB	LWShipCnlLakeUPortB
			CSO	Dexter Ave. RS	Dexter Ave. RS	Dexter Ave. RS	Dexter Ave. RS	Dexter Ave. RS
			Task	FWLKUN01	FWLKUN01	FWLKUN01	EPAGAS84	EPAGAS84
			Sample ID	21689-2_DUP	21689-3_DUP	21689-4_DUP	12180	J3130_19840320
			Sample Date	07/30/2001	08/14/2001	08/14/2001	03/20/1984	03/20/1984
			Depth	0 - 10 cm	0 - 15 cm	0 - 15 cm	0 - 0.1 m	0 - 0.1 m
			Sample Type	FD	FD	FD	N	N
	SMS_Fresh_SCO_2013	SMS_Fresh_CSL_2013						
Pesticides (µg/kg)								
4,4'-DDD (p,p'-DDD)			--	**48.49462366**	**138.8059701**	--	13.4 U
4,4'-DDE (p,p'-DDE)			--	**16.12903226**	**34.17910448**	--	13.4 U
4,4'-DDT (p,p'-DDT)			--	10.752688172 UJ	9.9502487562 UJ	--	13.4 U
Aldrin			--	32.2580645161 U	29.8507462687 U	--	13.4 U
Chlordane			--	**35.69892473**	**60.69651741**	--	13.4 U
Chlordane, alpha- (Chlordane, cis-)			--	--	--	--	--
Chlordane, gamma-			--	--	--	--	--
Chlorpyrifos			--	179.0322580645 U	331.8407960199 UJ	--	--
Diazinon			--	89.7849462366 U	165.671641791 UJ	--	--
Dieldrin	4.9	9.3	--	10.752688172 U	9.9502487562 U	--	13.4 U
Disulfoton			--	89.7849462366 U	165.671641791 UJ	--	--
Endosulfan			--	--	--	--	--
Endosulfan sulfate			--	10.752688172 U	9.9502487562 U	--	13.4 U
Endosulfan, alpha- (I)			--	10.752688172 U	19.9004975124 U	--	13.4 U
Endosulfan, beta (II)			--	10.752688172 U	9.9502487562 U	--	13.4 U
Endrin			--	10.752688172 U	9.9502487562 U	--	13.4 U
Endrin aldehyde			--	21.5053763441 UJ	19.9004975124 UJ	--	13.4 U
Endrin ketone	8.5	8.5	--	--	--	--	--
Heptachlor			--	5.376344086 U	4.9751243781 U	--	13.4 U
Heptachlor epoxide			--	5.376344086 U	4.9751243781 U	--	13.4 U
Hexachlorocyclohexane (BHC), alpha-			--	5.376344086 U	4.9751243781 U	--	13.4 U
Hexachlorocyclohexane (BHC), beta-	7.2	11	--	5.376344086 U	4.9751243781 U	--	13.4 U
Hexachlorocyclohexane (BHC), delta-			--	5.376344086 U	4.9751243781 U	--	13.4 U
Hexachlorocyclohexane (BHC), gamma- (Lindane)			--	5.376344086 U	4.9751243781 U	--	13.4 U
Malathion			--	268.8172043011 U	497.5124378109 UJ	--	--
Methoxychlor			--	53.7634408602 U	49.7512437811 U	--	--
Methyl parathion			--	--	--	--	--
Parathion			--	268.8172043011 U	497.5124378109 UJ	--	--
Phorate			--	179.0322580645 U	331.8407960199 UJ	--	--
Toxaphene			--	107.5268817204 U	99.5024875622 U	--	13.4 U
Sum DDD (U = 0)	310	860	--	**48.49462366**	**138.8059701**	--	13.4 U
Sum DDE (U = 0)	21	33	--	**16.12903226**	**34.17910448**	--	13.4 U
Sum DDT (U = 0)	100	8100	--	10.752688172 UJ	9.9502487562 UJ	--	13.4 U

Table C-17
Sediment Data for Dexter Ave. RS Overflow

			Distance to CSO (ft)	108	108	108	346	346
			Location ID	FWLKUN-21689-2	FWLKUN-21689-2	FWLKUN-21689-2	EPAGAS8430	EPAGAS8430
			Area	LWShipCnlLakeUPortB	LWShipCnlLakeUPortB	LWShipCnlLakeUPortB	LWShipCnlLakeUPortB	LWShipCnlLakeUPortB
			CSO	Dexter Ave. RS	Dexter Ave. RS	Dexter Ave. RS	Dexter Ave. RS	Dexter Ave. RS
			Task	FWLKUN01	FWLKUN01	FWLKUN01	EPAGAS84	EPAGAS84
			Sample ID	21689-2_DUP	21689-3_DUP	21689-4_DUP	12180	J3130_19840320
			Sample Date	07/30/2001	08/14/2001	08/14/2001	03/20/1984	03/20/1984
			Depth	0 - 10 cm	0 - 15 cm	0 - 15 cm	0 - 0.1 m	0 - 0.1 m
			Sample Type	FD	FD	FD	N	N
	SMS_Fresh_SCO_2013	SMS_Fresh_CSL_2013						
Herbicides (µg/kg)								
2,2-Dichloropropionic acid (Dalapon)			--	35.4838709677 UJ	32.8358208955 UJ	--	--	
2,4,5-T (2,4,5-Trichlorophenoxyacetic acid)			--	35.4838709677 U	32.8358208955 U	--	--	
2,4,5-TP (Silvex)			--	35.4838709677 U	32.8358208955 U	--	--	
2,4-D (2,4-Dichlorophenoxyacetic acid)			--	35.4838709677 U	32.8358208955 U	--	--	
2,4-DB (2,4-D derivative)			--	35.4838709677 U	32.8358208955 U	--	--	
Dicamba			--	35.4838709677 U	32.8358208955 U	--	--	
Dichlorprop			--	35.4838709677 U	32.8358208955 U	--	--	
Dinoseb			--	35.4838709677 U	32.8358208955 U	--	--	
Mecoprop (MCPP)			--	35.4838709677 U	32.8358208955 U	--	--	
Mephanac (MCPA)			--	35.4838709677 U	32.8358208955 U	--	--	
PCB Aroclors (µg/kg)								
Aroclor 1016			--	134.4086021505 U	**2014.925373**	--	13.4 U	
Aroclor 1221			--	268.8172043011 U	248.7562189055 U	--	13.4 U	
Aroclor 1232			--	268.8172043011 U	248.7562189055 U	--	13.4 U	
Aroclor 1242			--	134.4086021505 U	124.3781094527 U	--	13.4 U	
Aroclor 1248			--	**591.3978495**	**1850.746269**	--	13.4 U	
Aroclor 1254			--	**752.688172**	**1472.636816**	--	**1000**	
Aroclor 1260			--	**575.2688172**	**1034.825871**	--	13.4 U	
Total PCB Aroclors (SMS Freshwater 2013) (U = 0)	110	2500	--	**1919.354839**	**6373.134328**	--	**1000**	
Total Petroleum Hydrocarbons (mg/kg)								
Creosote			--	--	--	--	--	
Diesel range hydrocarbons	340	510	--	2741.935483871 U	5472.6368159204 U	--	--	
Gasoline range hydrocarbons			--	--	--	--	--	
Lube oil			--	**8924.731183**	**16865.67164**	--	--	
Pharmaceuticals and Personal Care Products (µg/kg)								
Caffeine			--	258.064516129 U	238.8059701493 UJ	--	--	

Table C-17
Sediment Data for Dexter Ave. RS Overflow

			Distance to CSO (ft)	540	540	926	1100
			Location ID	LUUMON86522	LUUMON95522	LKUNION15	LKUNION17
			Area	LWShipCnlLakeUPortB	LWShipCnlLakeUPortB	LWShipCnlLakeUPortB	LWShipCnlLakeUPortB
			CSO	Dexter Ave. RS	Dexter Ave. RS	Dexter Ave. RS	Dexter Ave. RS
			Task	LUUMON86	LUUMON95	LKUNION	LKUNION
			Sample ID	637_19810317	L6586-7	8244_19900620	8246_19900620
			Sample Date	03/17/1981	07/26/1995	06/20/1990	06/20/1990
			Depth			0 - 0.02 m	0 - 0.02 m
			Sample Type	N	N	N	N
	SMS_Fresh_SCO_2013	SMS_Fresh_CSL_2013					
Conventional Parameters (mg/kg)							
Acid volatile sulfide			--	**2770**	--	--	
Ammonia as nitrogen	230	300	--	--	--	--	
Cyanide			**29 J**	--	--	--	
Orthohosphate			--	--	--	--	
Phosphorus			--	--	--	--	
Sulfide	39	61	--	--	**703**	--	
Conventional Parameters (pct)							
Total organic carbon			**7.3 J**	**4.81**	**5.1**	**5.3**	
Total solids			**26 J**	**15.5**	**19**	**22**	
Grain Size (pct)							
Pebble			--	--	--	--	
Gravel			--	--	--	--	
Granule (very fine gravel)			--	--	--	--	
Sand			**3.1 J**	--	**7**	**5**	
Sand, coarse			--	--	--	--	
Sand, medium			--	--	--	--	
Sand, fine			--	--	--	--	
Sand, very fine			--	--	--	--	
Silt			**77.8 J**	--	**67**	**72**	
Silt, coarse			--	--	--	--	
Silt, medium			--	--	--	--	
Silt, fine			--	--	--	--	
Silt, very fine			--	--	--	--	
Clay			**19.1 J**	--	**26**	**23**	
Clay, coarse			--	--	--	--	
Clay, medium			--	--	--	--	
Clay, fine			--	--	--	--	
Metals (mg/kg)							
Aluminum			**22000 J**	**21200**	--	--	
Antimony			**1.4 J**	**7.1 J**	--	--	
Arsenic	14	120	**77 J**	**62.5**	**61**	**68**	
Barium			--	**118**	--	--	
Beryllium			**0.34 J**	0.51 U	--	--	

Table C-17
Sediment Data for Dexter Ave. RS Overflow

			Distance to CSO (ft)	540	540	926	1100
			Location ID	LUUMON86522	LUUMON95522	LKUNION15	LKUNION17
			Area	LWShipCnlLakeUPortB	LWShipCnlLakeUPortB	LWShipCnlLakeUPortB	LWShipCnlLakeUPortB
			CSO	Dexter Ave. RS	Dexter Ave. RS	Dexter Ave. RS	Dexter Ave. RS
			Task	LUUMON86	LUUMON95	LKUNION	LKUNION
			Sample ID	637_19810317	L6586-7	8244_19900620	8246_19900620
			Sample Date	03/17/1981	07/26/1995	06/20/1990	06/20/1990
			Depth			0 - 0.02 m	0 - 0.02 m
			Sample Type	N	N	N	N
	SMS_Fresh_SCO_2013	SMS_Fresh_CSL_2013					
Cadmium	2.1	5.4		**1.7 J**	**2.39**	**0.7 J**	**1.5 J**
Cadmium-SEM				--	--	--	--
Calcium				--	**6330**	--	--
Chromium	72	88		**58 J**	**62.6**	75.7 U	113 U
Copper	400	1200		**140 J**	**354**	**382**	**285**
Copper-SEM				--	--	--	--
Iron				**34000 J**	**40000**	--	--
Lead	360	1300		**440 J**	**819**	**678**	**831**
Lead-SEM				--	--	--	--
Magnesium				--	**8130**	--	--
Manganese				**370 J**	--	--	--
Mercury	0.66	0.8		**2.2 J**	**1.29**	**2**	**1.51**
Nickel	26	110		**68 J**	**59.2**	**61.9**	**63.8**
Nickel-SEM				--	--	--	--
Potassium				--	**1700 J**	--	--
Selenium	11	20		**0.37 J**	1.5 U	--	--
Silver	0.57	1.7		**2.9 J**	**5.5**	--	--
Sodium				--	**903**	--	--
Thallium				**6.9 J**	0.71 U	--	--
Zinc	3200	4200		**530 J**	**628**	**562**	**591**
Zinc-SEM				--	--	--	--
Organometallic Compounds (µg/kg)							
Butyltin (n-Butyltin)	540	4800		--	--	--	--
Dibutyltin	910	130000		--	--	--	--
Dibutyltin (ion)	910	130000		--	--	--	--
Di-n-butyltin/Dibutyltin/Dibutyltin ion (type unknown)				--	--	--	--
Tetrabutyltin	97	97		--	--	--	--
Tributyltin	47	320		--	--	--	--
Tributyltin (ion)	47	320		--	--	--	--
Volatile Organics (µg/kg)							
1,1,1-Trichloroethane				--	32 U	13 U	12 U
1,1,2,2-Tetrachloroethane				--	32 U	13 U	12 U
1,1,2-Trichloroethane				--	32 U	13 U	12 U
1,1-Dichloroethane				--	32 U	13 U	12 U

Table C-17
Sediment Data for Dexter Ave. RS Overflow

			Distance to CSO (ft)	540	540	926	1100
			Location ID	LUUMON86522	LUUMON95522	LKUNION15	LKUNION17
			Area	LWShipCnlLakeUPortB	LWShipCnlLakeUPortB	LWShipCnlLakeUPortB	LWShipCnlLakeUPortB
			CSO	Dexter Ave. RS	Dexter Ave. RS	Dexter Ave. RS	Dexter Ave. RS
			Task	LUUMON86	LUUMON95	LKUNION	LKUNION
			Sample ID	637_19810317	L6586-7	8244_19900620	8246_19900620
			Sample Date	03/17/1981	07/26/1995	06/20/1990	06/20/1990
			Depth			0 - 0.02 m	0 - 0.02 m
			Sample Type	N	N	N	N
	SMS_Fresh_SCO_2013	SMS_Fresh_CSL_2013					
1,1-Dichloroethene			--	32 U	13 U	12 U	
1,2-Dichloroethane			--	32 U	13 U	12 U	
1,2-Dichloroethene			--	--	13 U	12 U	
1,2-Dichloroethene, trans-			--	32 U	--	--	
1,2-Dichloropropane			--	32 U	13 U	12 U	
1,3-Dichloropropene, cis-			--	32 U	13 U	12 U	
1,3-Dichloropropene, trans-			--	32 U	13 U	12 U	
2,3,5-Trichlorophenol			--	--	--	--	
2-Butanone (MEK)			--	160 U	**220 J**	**330**	
2-Chloroethylvinyl ether			--	32 UJ	--	--	
2-Hexanone (Methyl butyl ketone)			--	160 U	25 U	24 U	
Acetone			--	**500**	**1900 J**	**1400**	
Acrolein			--	**-- R**	--	--	
Acrylonitrile			--	160 U	--	--	
Benzene			--	32 U	13 U	12 U	
Bromodichloromethane			--	32 U	13 U	12 U	
Bromoform (Tribromomethane)			--	32 U	13 U	12 U	
Bromomethane (Methyl bromide)			--	32 U	25 U	24 U	
Carbon disulfide			--	32 U	13 U	12 U	
Carbon tetrachloride (Tetrachloromethane)			--	32 U	13 U	12 U	
Chlorobenzene			--	32 U	13 U	12 U	
Chloroethane			--	32 U	25 U	24 U	
Chloroform			--	32 U	13 U	12 U	
Chloromethane			--	32 U	25 U	24 U	
Dibromochloromethane			--	32 U	13 U	12 U	
Dichlorodifluoromethane			--	--	--	--	
Dichloromethane (Methylene chloride)			--	160 U	13 U	12 U	
Ethylbenzene			--	32 U	13 U	12 U	
Hexachlorobutadiene (Hexachloro-1,3-butadiene)			--	170 UJ	--	--	
Methyl isobutyl ketone (4-Methyl-2-pentanone or (MIBK))			--	160 U	25 U	24 U	
Styrene			--	32 U	13 U	12 U	
Tetrachloroethene (PCE)			--	32 U	13 U	12 U	
Toluene			--	32 U	13 U	12 U	
Total xylene (reported, not calculated)			--	32 U	13 U	12 U	

Table C-17
Sediment Data for Dexter Ave. RS Overflow

			Distance to CSO (ft)	540	540	926	1100
			Location ID	LUUMON86522	LUUMON95522	LKUNION15	LKUNION17
			Area	LWShipCnlLakeUPortB	LWShipCnlLakeUPortB	LWShipCnlLakeUPortB	LWShipCnlLakeUPortB
			CSO	Dexter Ave. RS	Dexter Ave. RS	Dexter Ave. RS	Dexter Ave. RS
			Task	LUUMON86	LUUMON95	LKUNION	LKUNION
			Sample ID	637_19810317	L6586-7	8244_19900620	8246_19900620
			Sample Date	03/17/1981	07/26/1995	06/20/1990	06/20/1990
			Depth			0 - 0.02 m	0 - 0.02 m
			Sample Type	N	N	N	N
	SMS_Fresh_SCO_2013	SMS_Fresh_CSL_2013					
Trichloroethene (TCE)			--	32 U	13 U	12 U	
Trichlorofluoromethane (Fluorotrichloromethane)			--	32 U	--	--	
Vinyl acetate			--	-- R	25 U	24 U	
Vinyl chloride			--	32 U	25 U	24 U	
Semivolatile Organics (µg/kg)							
1,2,4-Trichlorobenzene			--	100 UJ	3200 U	3100 U	
1,2-Dichlorobenzene			--	100 UJ	--	--	
1,2-Diphenylhydrazine			--	340 UJ	--	--	
1,3-Dichlorobenzene			--	100 UJ	--	--	
1,4-Dichlorobenzene			--	100 UJ	3200 U	3100 U	
2,2'-Oxybis (1-chloropropane)			--	340 UJ	--	--	
2,2'-Oxybis (2-choloropropane)			--	--	--	--	
2,3,6-Trichlorophenol			--	--	--	--	
2,4,5-Trichlorophenol			--	710 U	--	--	
2,4,6-Trichlorophenol			--	710 U	--	--	
2,4-Dichlorophenol			--	170 UJ	--	--	
2,4-Dimethylphenol			--	170 UJ	--	--	
2,4-Dinitrophenol			--	340 UJ	--	--	
2,4-Dinitrotoluene			--	71 UJ	--	--	
2,6-Dinitrotoluene			--	71 UJ	--	--	
2-Chloronaphthalene			--	100 UJ	--	--	
2-Chlorophenol			--	340 UJ	3200 U	3100 U	
2-Methylbenzophenone			--	--	--	--	
2-Methylnaphthalene			--	--	--	--	
2-Methylphenol (o-Cresol)			--	170 UJ	--	--	
2-Nitroaniline			--	710 UJ	--	--	
2-Nitrophenol			--	170 UJ	--	--	
3,3'-Dichlorobenzidine			--	170 UJ	--	--	
3-Nitroaniline			--	-- R	--	--	
4-Bromophenyl-phenyl ether			--	71 UJ	--	--	
4-Chloro-3-methylphenol			--	340 U	16000 U	15000 U	
4-Chloroaniline			--	340 UJ	--	--	
4-Chlorophenyl phenyl ether			--	100 UJ	--	--	
4-Methylbenzophenone			--	--	--	--	

Table C-17
Sediment Data for Dexter Ave. RS Overflow

			Distance to CSO (ft)	540	540	926	1100
			Location ID	LUUMON86522	LUUMON95522	LKUNION15	LKUNION17
			Area	LWShipCnlLakeUPortB	LWShipCnlLakeUPortB	LWShipCnlLakeUPortB	LWShipCnlLakeUPortB
			CSO	Dexter Ave. RS	Dexter Ave. RS	Dexter Ave. RS	Dexter Ave. RS
			Task	LUUMON86	LUUMON95	LKUNION	LKUNION
			Sample ID	637_19810317	L6586-7	8244_19900620	8246_19900620
			Sample Date	03/17/1981	07/26/1995	06/20/1990	06/20/1990
			Depth			0 - 0.02 m	0 - 0.02 m
			Sample Type	N	N	N	N
	SMS_Fresh_SCO_2013	SMS_Fresh_CSL_2013					
4-Methylphenol (p-Cresol)	260	2000	--	170 UJ	3200 U	3100 U	
4-Nitroaniline			--	710 UJ	--	--	
4-Nitrophenol			--	340 U	--	--	
Acenaphthene			--	--	--	--	
Acenaphthylene			--	--	--	--	
Aniline			--	**-- R**	--	--	
Anthracene			--	--	--	--	
Benzidine			--	**-- R**	--	--	
Benzo(a)anthracene			--	--	--	--	
Benzo(a)pyrene			--	--	--	--	
Benzo(b)fluoranthene			--	--	--	--	
Benzo(g,h,i)perylene			--	--	--	--	
Benzo(k)fluoranthene			--	--	--	--	
Benzoic acid	2900	3800	--	710 UJ	16000 U	15000 U	
Benzyl alcohol			--	170 UJ	--	--	
bis(2-Chloroethoxy)methane			--	170 UJ	--	--	
bis(2-Chloroethyl)ether			--	100 UJ	--	--	
bis(2-Ethylhexyl)phthalate	500	22000	--	100 UJ	**3000 J**	**4300 J**	
Butylbenzyl phthalate			--	**350 J**	3200 U	3100 U	
Chrysene			--	--	--	--	
Coprostanol (Cholestan-3-ol (3B, 5B))			--	710 UJ	--	--	
Dibenzo(a,h)anthracene			--	--	--	--	
Diethyl phthalate			--	170 UJ	--	--	
Dimethyl phthalate			--	**160 J**	--	--	
Di-n-butyl phthalate	380	1000	--	**230**	3200 U	3100 U	
Dinitro-o-cresol (4,6-Dinitro-2-methylphenol)			--	340 U	--	--	
Di-n-octyl phthalate	39	1100	--	100 UJ	3200 U	3100 U	
Fluoranthene			--	--	--	--	
Fluorene			--	--	--	--	
Hexachlorobenzene			--	100 UJ	--	--	
Hexachlorobutadiene (Hexachloro-1,3-butadiene)			--	--	--	--	
Hexachlorocyclopentadiene			--	**-- R**	--	--	
Hexachloroethane			--	170 UJ	--	--	
Indeno(1,2,3-c,d)pyrene			--	--	--	--	

Table C-17
Sediment Data for Dexter Ave. RS Overflow

			Distance to CSO (ft)	540	540	926	1100
			Location ID	LUUMON86522	LUUMON95522	LKUNION15	LKUNION17
			Area	LWShipCnlLakeUPortB	LWShipCnlLakeUPortB	LWShipCnlLakeUPortB	LWShipCnlLakeUPortB
			CSO	Dexter Ave. RS	Dexter Ave. RS	Dexter Ave. RS	Dexter Ave. RS
			Task	LUUMON86	LUUMON95	LKUNION	LKUNION
			Sample ID	637_19810317	L6586-7	8244_19900620	8246_19900620
			Sample Date	03/17/1981	07/26/1995	06/20/1990	06/20/1990
			Depth			0 - 0.02 m	0 - 0.02 m
			Sample Type	N	N	N	N
	SMS_Fresh_SCO_2013	SMS_Fresh_CSL_2013					
Isophorone			--	170 UJ	--	--	
Naphthalene			--	--	--	--	
Nitrobenzene			--	170 UJ	--	--	
n-Nitrosodimethylamine			--	-- R	--	--	
n-Nitrosodi-n-propylamine			--	170 UJ	3200 U	3100 U	
n-Nitrosodiphenylamine			--	170 UJ	3200 U	3100 U	
Pentachlorophenol	1200	1200	--	170 UJ	16000 U	15000 U	
Phenanthrene			--	--	--	--	
Phenol	120	210	--	710 UJ	--	--	
Pyrene			--	--	--	--	
Total cPAH TEQ (7 minimum CAEPA 2005) (U = 0)			--	--	--	--	
Total PAH (SMS Freshwater 2013) (U = 0)	17000	30000	--	--	--	--	
Polycyclic Aromatic Hydrocarbons (µg/kg)							
2-Methylnaphthalene			--	280 UJ	3200 U	3100 U	
Acenaphthene			--	**220 J**	3200 U	3100 U	
Acenaphthylene			--	**140 J**	3200 U	3100 U	
Anthracene			--	**490 J**	**370 J**	**360 J**	
Benzo(a)anthracene			--	**1400 J**	**1300 J**	**1100 J**	
Benzo(a)pyrene			--	**1900 J**	**2100 J**	**1500 J**	
Benzo(b)fluoranthene			--	**2400 J**	--	--	
Benzo(g,h,i)perylene			--	**2000 J**	**1700 J**	**1100 J**	
Benzo(k)fluoranthene			--	**840 J**	--	--	
Carbazole	900	1100	--	170 UJ	--	--	
Chrysene			--	**2000 J**	**1800 J**	**1600 J**	
Dibenzo(a,h)anthracene			--	**370 J**	3200 U	3100 U	
Dibenzofuran	200	680	--	170 UJ	3200 U	3100 U	
Fluoranthene			--	**3800 J**	**3300 J**	3100 U	
Fluorene			--	**270 J**	3200 U	3100 U	
Indeno(1,2,3-c,d)pyrene			--	**1900 J**	**1600 J**	**990 J**	
Naphthalene			--	280 UJ	3200 U	3100 U	
Phenanthrene			--	**770 J**	**1100 J**	**840 J**	
Pyrene			--	**2900 J**	**4300 J**	**3500 J**	
Total cPAH TEQ (7 minimum CAEPA 2005) (U = 0)			--	**2611 J**	**2408 J**	**1725 J**	
Total PAH (SMS Freshwater 2013) (U = 0)	17000	30000	--	**21400 J**	**17570 J**	**10990 J**	

Table C-17
Sediment Data for Dexter Ave. RS Overflow

			Distance to CSO (ft)	540	540	926	1100
			Location ID	LUUMON86522	LUUMON95522	LKUNION15	LKUNION17
			Area	LWShipCnlLakeUPortB	LWShipCnlLakeUPortB	LWShipCnlLakeUPortB	LWShipCnlLakeUPortB
			CSO	Dexter Ave. RS	Dexter Ave. RS	Dexter Ave. RS	Dexter Ave. RS
			Task	LUUMON86	LUUMON95	LKUNION	LKUNION
			Sample ID	637_19810317	L6586-7	8244_19900620	8246_19900620
			Sample Date	03/17/1981	07/26/1995	06/20/1990	06/20/1990
			Depth			0 - 0.02 m	0 - 0.02 m
			Sample Type	N	N	N	N
	SMS_Fresh_SCO_2013	SMS_Fresh_CSL_2013					
Pesticides (µg/kg)							
4,4'-DDD (p,p'-DDD)			--	**77.4**	1700 U	1600 U
4,4'-DDE (p,p'-DDE)			--	**40 J**	1700 U	1600 U
4,4'-DDT (p,p'-DDT)			--	8.4 U	1700 U	1600 U
Aldrin			--	8.4 U	830 U	800 U
Chlordane			--	**182**	--	--
Chlordane, alpha- (Chlordane, cis-)			--	--	8300 U	8000 U
Chlordane, gamma-			--	--	8300 U	8000 U
Chlorpyrifos			--	--	--	--
Diazinon			--	--	--	--
Dieldrin	4.9	9.3	--	8.4 U	1700 U	1600 U
Disulfoton			--	--	--	--
Endosulfan			--	8.4 U	--	--
Endosulfan sulfate			--	8.4 U	1700 U	1600 U
Endosulfan, alpha- (I)			--	--	830 U	800 U
Endosulfan, beta (II)			--	--	1700 U	1600 U
Endrin			--	8.4 U	1700 U	1600 U
Endrin aldehyde			--	8.4 UJ	--	--
Endrin ketone	8.5	8.5	--	--	1700 U	1600 U
Heptachlor			--	8.4 U	830 U	800 U
Heptachlor epoxide			--	8.4 U	830 U	800 U
Hexachlorocyclohexane (BHC), alpha-			--	8.4 U	830 U	800 U
Hexachlorocyclohexane (BHC), beta-	7.2	11	--	8.4 U	830 U	800 U
Hexachlorocyclohexane (BHC), delta-			--	8.4 U	830 U	800 U
Hexachlorocyclohexane (BHC), gamma- (Lindane)			--	8.4 U	830 U	800 U
Malathion			--	--	--	--
Methoxychlor			--	43 U	8300 U	8000 U
Methyl parathion			--	--	--	--
Parathion			--	--	--	--
Phorate			--	--	--	--
Toxaphene			--	84 U	17000 U	16000 U
Sum DDD (U = 0)	310	860	--	**77.4**	1700 U	1600 U
Sum DDE (U = 0)	21	33	--	**40 J**	1700 U	1600 U
Sum DDT (U = 0)	100	8100	--	8.4 U	1700 U	1600 U

Table C-17
Sediment Data for Dexter Ave. RS Overflow

			Distance to CSO (ft)	540	540	926	1100
			Location ID	LUUMON86522	LUUMON95522	LKUNION15	LKUNION17
			Area	LWShipCnlLakeUPortB	LWShipCnlLakeUPortB	LWShipCnlLakeUPortB	LWShipCnlLakeUPortB
			CSO	Dexter Ave. RS	Dexter Ave. RS	Dexter Ave. RS	Dexter Ave. RS
			Task	LUUMON86	LUUMON95	LKUNION	LKUNION
			Sample ID	637_19810317	L6586-7	8244_19900620	8246_19900620
			Sample Date	03/17/1981	07/26/1995	06/20/1990	06/20/1990
			Depth			0 - 0.02 m	0 - 0.02 m
			Sample Type	N	N	N	N
	SMS_Fresh_SCO_2013	SMS_Fresh_CSL_2013					
Herbicides (µg/kg)							
2,2-Dichloropropionic acid (Dalapon)			--	--	--	--	--
2,4,5-T (2,4,5-Trichlorophenoxyacetic acid)			--	170000 U	--	--	--
2,4,5-TP (Silvex)			--	210000 U	--	--	--
2,4-D (2,4-Dichlorophenoxyacetic acid)			--	140000 U	--	--	--
2,4-DB (2,4-D derivative)			--	190000 U	--	--	--
Dicamba			--	100000 U	--	--	--
Dichlorprop			--	--	--	--	--
Dinoseb			--	230000 U	--	--	--
Mecoprop (MCPP)			--	210000 U	--	--	--
Mephanac (MCPA)			--	230000 U	--	--	--
PCB Aroclors (µg/kg)							
Aroclor 1016			--	84 U	170 U	170 U	170 U
Aroclor 1221			--	84 U	170 U	170 U	170 U
Aroclor 1232			--	84 U	170 U	170 U	170 U
Aroclor 1242			--	84 U	170 U	170 U	170 U
Aroclor 1248			--	**339**	170 U	170 U	170 U
Aroclor 1254			--	**288**	170 U	170 U	170 U
Aroclor 1260			--	**294**	**340 J**	**280 J**
Total PCB Aroclors (SMS Freshwater 2013) (U = 0)	110	2500	--	**921**	**340 J**	**280 J**
Total Petroleum Hydrocarbons (mg/kg)							
Creosote			--	**2630**	--	--	--
Diesel range hydrocarbons	340	510	--	--	--	--	--
Gasoline range hydrocarbons			--	130 U	--	--	--
Lube oil			--	--	--	--	--
Pharmaceuticals and Personal Care Products (µg/kg)							
Caffeine			--	--	--	--	--

Notes:

Detected concentration is greater than SMS_Fresh_SCO_2013 screening level

Detected concentration is greater than SMS_Fresh_CSL_2013 screening level

Bold = Detected result

J = Estimated value

U = Compound analyzed, but not detected above detection limit

UJ = Compound analyzed, but not detected above estimated detection limit

R = Rejected

Table C-18
Sediment Data for University RS Overflow

		Distance to CSO (ft)	31	31	99	156	156
		Location ID	CSO11_CSO-UR-1	CSO11_CSO-UR-1	CSO13_CSO-UR-10	CSO13_CSO-UR-12	CSO13_CSO-UR-12
		Area	LWShipCnlLakeUPortB	LWShipCnlLakeUPortB	LWShipCnlLakeUPortB	LWShipCnlLakeUPortB	LWShipCnlLakeUPortB
		CSO	University RS	University RS	University RS	University RS	University RS
		Task	KC_CSO_2011	KC_CSO_2011	KC_CSO_2013	KC_CSO_2013	KC_CSO_2013
		Sample ID	L54227-8	L55155-1	L57797-1	L58172-1	L58172-2
		Sample Date	10/10/2011	10/10/2011	04/23/2013	06/20/2013	06/20/2013
		Depth	0 - 10 cm	0 - 10 cm	0 - 10 cm	26 - 33 cm	0 - 25 cm
		Sample Type	N	N	N	N	N
	SMS_Fresh_SCO_2013	SMS_Fresh_CSL_2013					
Conventional Parameters (mg/kg)							
Acid volatile sulfide			--	--	--	--	--
Ammonia as nitrogen	230	300	--	--	--	--	--
Orthohosphate			--	--	--	--	--
Phosphate (orthophosphate)			--	--	--	--	--
Phosphorus			--	--	--	--	--
Sulfide	39	61	--	--	--	--	--
Conventional Parameters (pct)							
Total organic carbon			**10.9**	**13.7**	**7.31**	**0.072 J**	**6.86**
Total solids			**14.1**	**23.4**	**26.4**	**88.7**	**27.1**
Total volatile solids			--	--	--	--	--
Grain Size (pct)							
Pebble			0.9 U	--	--	--	--
Gravel			--	--	**1.4 J**	--	--
Granule (very fine gravel)			0.9 U	--	--	--	--
Sand			--	--	**62.7**	--	--
Sand, very coarse			**1.4 J**	--	--	--	--
Sand, coarse			**1.2 J**	--	--	--	--
Sand, medium			**1.6 J**	--	--	--	--
Sand, fine			**2.5 J**	--	--	--	--
Sand, very fine			**5.8 J**	--	--	--	--
Silt			--	--	**23.6**	**27**	**41.65**
Silt, coarse			**13.4**	--	--	--	--
Silt, medium			**34.7**	--	--	--	--
Silt, fine			**5 J**	--	--	--	--
Silt, very fine			**5 J**	--	--	--	--
Clay			--	--	**9.5**	**5.1**	**1.83**
Clay, coarse			**5 J**	--	--	--	--
Clay, medium			**5 J**	--	--	--	--
Clay, fine			**14.9**	--	--	--	--
Metals (mg/kg)							
Aluminum			--	--	--	--	--
Antimony			**0.993 J**	--	--	0.289 U	**0.36 J**

Table C-18
Sediment Data for University RS Overflow

			Distance to CSO (ft)	31	31	99	156	156
			Location ID	CSO11_CSO-UR-1	CSO11_CSO-UR-1	CSO13_CSO-UR-10	CSO13_CSO-UR-12	CSO13_CSO-UR-12
			Area	LWShipCnlLakeUPortB	LWShipCnlLakeUPortB	LWShipCnlLakeUPortB	LWShipCnlLakeUPortB	LWShipCnlLakeUPortB
			CSO	University RS	University RS	University RS	University RS	University RS
			Task	KC_CSO_2011	KC_CSO_2011	KC_CSO_2013	KC_CSO_2013	KC_CSO_2013
			Sample ID	L54227-8	L55155-1	L57797-1	L58172-1	L58172-2
			Sample Date	10/10/2011	10/10/2011	04/23/2013	06/20/2013	06/20/2013
			Depth	0 - 10 cm	0 - 10 cm	0 - 10 cm	26 - 33 cm	0 - 25 cm
			Sample Type	N	N	N	N	N
	SMS_Fresh_SCO_2013	SMS_Fresh_CSL_2013						
Arsenic	14	120		**10.6**	--	**6.67**	**1.01**	**6.01**
Beryllium				--	--	--	--	--
Cadmium	2.1	5.4		**1.01**	--	**0.67**	**0.026 J**	**0.424 J**
Cadmium-SEM				--	--	--	--	--
Chromium	72	88		**24.1**	--	**28.1 J**	**12.5**	**19.4**
Copper	400	1200		**113**	--	**96.2**	**5.22**	**20.7 J**
Copper-SEM				--	--	--	--	--
Iron				--	--	--	--	--
Lead	360	1300		**109**	--	**189 J**	**1.42**	**53.9**
Lead-SEM				--	--	--	--	--
Manganese				--	--	--	--	--
Mercury	0.66	0.8		**2.23**	--	**0.473**	**0.038 J**	**0.22 J**
Nickel	26	110		**22.4**	--	**31.6**	**18.6**	**25.8**
Nickel-SEM				--	--	--	--	--
Selenium	11	20		--	--	--	--	--
Silver	0.57	1.7		**0.794**	--	**1.99 J**	0.0551 U	**0.165**
Thallium				--	--	--	--	--
Zinc	3200	4200		**386**	--	**286**	**12.3**	**81.2**
Zinc-SEM				--	--	--	--	--
Organometallic Compounds (µg/kg)								
Butyltin (n-Butyltin)	540	4800		--	--	--	--	--
Di-n-butyltin/Dibutyltin/Dibutyltin ion (type unknown)				--	--	--	--	--
Tetrabutyltin	97	97		--	--	--	--	--
Tributyltin (ion)	47	320		--	--	--	--	--
Volatile Organics (µg/kg)								
1,1,1-Trichloroethane				--	--	--	--	--
1,1,2,2-Tetrachloroethane				--	--	--	--	--
1,1,2-Trichloroethane				--	--	--	--	--
1,1-Dichloroethane				--	--	--	--	--
1,1-Dichloroethene				--	--	--	--	--
1,2-Dichloroethane				--	--	--	--	--
1,2-Dichloroethene				--	--	--	--	--
1,2-Dichloropropane				--	--	--	--	--

Table C-18
Sediment Data for University RS Overflow

			Distance to CSO (ft)	31	31	99	156	156
			Location ID	CSO11_CSO-UR-1	CSO11_CSO-UR-1	CSO13_CSO-UR-10	CSO13_CSO-UR-12	CSO13_CSO-UR-12
			Area	LWShipCnlLakeUPortB	LWShipCnlLakeUPortB	LWShipCnlLakeUPortB	LWShipCnlLakeUPortB	LWShipCnlLakeUPortB
			CSO	University RS	University RS	University RS	University RS	University RS
			Task	KC_CSO_2011	KC_CSO_2011	KC_CSO_2013	KC_CSO_2013	KC_CSO_2013
			Sample ID	L54227-8	L55155-1	L57797-1	L58172-1	L58172-2
			Sample Date	10/10/2011	10/10/2011	04/23/2013	06/20/2013	06/20/2013
			Depth	0 - 10 cm	0 - 10 cm	0 - 10 cm	26 - 33 cm	0 - 25 cm
			Sample Type	N	N	N	N	N
	SMS_Fresh_SCO_2013	SMS_Fresh_CSL_2013						
1,3-Dichloropropene, cis-				--	--	--	--	--
1,3-Dichloropropene, trans-				--	--	--	--	--
2-Butanone (MEK)				--	--	--	--	--
2-Hexanone (Methyl butyl ketone)				--	--	--	--	--
Acetone				--	--	--	--	--
Benzene				--	--	--	--	--
Bromodichloromethane				--	--	--	--	--
Bromoform (Tribromomethane)				--	--	--	--	--
Bromomethane (Methyl bromide)				--	--	--	--	--
Carbon disulfide				--	--	--	--	--
Carbon tetrachloride (Tetrachloromethane)				--	--	--	--	--
Chlorobenzene				--	--	--	--	--
Chloroethane				--	--	--	--	--
Chloroform				--	--	--	--	--
Chloromethane				--	--	--	--	--
Dibromochloromethane				--	--	--	--	--
Dichloromethane (Methylene chloride)				--	--	--	--	--
Ethylbenzene				--	--	--	--	--
Methyl isobutyl ketone (4-Methyl-2-pentanone or (MIBK))				--	--	--	--	--
Styrene				--	--	--	--	--
Tetrachloroethene (PCE)				--	--	--	--	--
Toluene				--	--	--	--	--
Total xylene (reported, not calculated)				--	--	--	--	--
Trichloroethene (TCE)				--	--	--	--	--
Vinyl acetate				--	--	--	--	--
Vinyl chloride				--	--	--	--	--
Semivolatile Organics (µg/kg)								
1,2,4-Trichlorobenzene				--	1.4 U	48.5 U	1.21 U	2.57 U
1,2-Dichlorobenzene				--	13.7 U	60.6 U	6.01 U	12.8 U
1,2-Diphenylhydrazine				--	--	--	--	--
1,3-Dichlorobenzene				--	--	--	--	--
1,4-Dichlorobenzene				--	20.5 U	90.9 U	9.02 U	19.3 U
2,2'-Oxybis (1-chloropropane)				--	--	--	--	--

Table C-18
Sediment Data for University RS Overflow

			Distance to CSO (ft)	31	31	99	156	156
			Location ID	CSO11_CSO-UR-1	CSO11_CSO-UR-1	CSO13_CSO-UR-10	CSO13_CSO-UR-12	CSO13_CSO-UR-12
			Area	LWShipCnlLakeUPortB	LWShipCnlLakeUPortB	LWShipCnlLakeUPortB	LWShipCnlLakeUPortB	LWShipCnlLakeUPortB
			CSO	University RS	University RS	University RS	University RS	University RS
			Task	KC_CSO_2011	KC_CSO_2011	KC_CSO_2013	KC_CSO_2013	KC_CSO_2013
			Sample ID	L54227-8	L55155-1	L57797-1	L58172-1	L58172-2
			Sample Date	10/10/2011	10/10/2011	04/23/2013	06/20/2013	06/20/2013
			Depth	0 - 10 cm	0 - 10 cm	0 - 10 cm	26 - 33 cm	0 - 25 cm
			Sample Type	N	N	N	N	N
	SMS_Fresh_SCO_2013	SMS_Fresh_CSL_2013						
2,4,5-Trichlorophenol			--	--	--	--	--	--
2,4,6-Trichlorophenol			--	--	--	--	--	--
2,4-Dichlorophenol			--	--	--	--	--	--
2,4-Dimethylphenol			--	14 U	485 U	12.1 U	25.7 U	
2,4-Dinitrotoluene			--	--	--	--	--	--
2,6-Dinitrotoluene			--	--	--	--	--	--
2-Chloronaphthalene			--	--	--	--	--	--
2-Chlorophenol			--	--	--	--	--	--
2-Methylnaphthalene			--	14 U	485 U	12.1 U	25.7 U	
2-Methylphenol (o-Cresol)			--	14 U	121 U	12.1 U	25.7 U	
2-Nitrophenol			--	--	--	--	--	--
4-Bromophenyl-phenyl ether			--	--	--	--	--	--
4-Chloro-3-methylphenol			--	--	--	--	--	--
4-Chlorophenyl phenyl ether			--	--	--	--	--	--
4-Methylphenol (p-Cresol)	260	2000	--	68 U	606 U	60.1 U	128 U	
Acenaphthene			--	**29.7**	121 U	12.1 U	25.7 U	
Acenaphthylene			--	**15 J**	121 U	12.1 U	25.7 U	
Aniline			--	--	--	--	--	--
Anthracene			--	**119**	**87 J**	12.1 U	**19 J**	
Benzo(a)anthracene			--	**650**	**394**	12.1 U	**95.6**	
Benzo(a)pyrene			--	**551**	**458**	12.1 U	**118**	
Benzo(b,j,k)fluoranthenes			--	--	**1130**	12.1 U	**214**	
Benzo(g,h,i)perylene			--	**404**	**127**	12.1 U	**78.6**	
Benzoic acid	2900	3800	--	**538**	4850 U	121 UJ	257 UJ	
Benzyl alcohol			--	34.2 U	152 U	15 U	32.1 U	
bis(2-Chloroethoxy)methane			--	--	--	--	--	--
bis(2-Chloroethyl)ether			--	--	--	--	--	--
bis(2-Ethylhexyl)phthalate	500	22000	--	**12300**	**2640 J**	**15 J**	**35 J**	
Butylbenzyl phthalate			--	**2330**	**107**	9.02 U	19.3 U	
Carbazole	900	1100	--	--	121 U	12.1 U	25.7 U	
Chrysene			--	**1030**	**530**	12.1 U	**144**	
Coprostanol (Cholestan-3-ol (3B, 5B))			--	--	--	--	--	--
Dibenzo(a,h)anthracene			--	**71.8**	121 U	12.1 U	**17 J**	

Table C-18
Sediment Data for University RS Overflow

			Distance to CSO (ft)	31	31	99	156	156
			Location ID	CSO11_CSO-UR-1	CSO11_CSO-UR-1	CSO13_CSO-UR-10	CSO13_CSO-UR-12	CSO13_CSO-UR-12
			Area	LWShipCnlLakeUPortB	LWShipCnlLakeUPortB	LWShipCnlLakeUPortB	LWShipCnlLakeUPortB	LWShipCnlLakeUPortB
			CSO	University RS	University RS	University RS	University RS	University RS
			Task	KC_CSO_2011	KC_CSO_2011	KC_CSO_2013	KC_CSO_2013	KC_CSO_2013
			Sample ID	L54227-8	L55155-1	L57797-1	L58172-1	L58172-2
			Sample Date	10/10/2011	10/10/2011	04/23/2013	06/20/2013	06/20/2013
			Depth	0 - 10 cm	0 - 10 cm	0 - 10 cm	26 - 33 cm	0 - 25 cm
			Sample Type	N	N	N	N	N
	SMS_Fresh_SCO_2013	SMS_Fresh_CSL_2013						
Dibenzofuran	200	680	--	**28.9**	121 U	12.1 U	25.7 U	
Diethyl phthalate			--	**41 J**	242 U	24 U	51.3 U	
Dimethyl phthalate			--	27.4 U	121 U	12.1 U	25.7 U	
Di-n-butyl phthalate	380	1000	--	130 UJ	242 U	24 U	51.3 U	
Di-n-octyl phthalate	39	1100	--	27.4 U	121 U	12.1 U	25.7 U	
Fluoranthene			--	**1690**	**932**	12.1 UJ	**307**	
Fluorene			--	**63.2**	121 U	12.1 U	25.7 U	
Hexachlorobenzene			--	1.4 U	12.1 U	1.21 U	2.57 U	
Hexachlorobutadiene (Hexachloro-1,3-butadiene)			--	6.8 U	242 U	6.01 U	12.8 U	
Hexachloroethane			--	--	--	--	--	
Indeno(1,2,3-c,d)pyrene			--	**305**	**147**	12.1 U	**88.2**	
Isophorone			--	--	--	--	--	
Naphthalene			--	**17 J**	485 U	12.1 U	**14 J**	
Nitrobenzene			--	--	--	--	--	
n-Nitrosodimethylamine			--	--	--	--	--	
n-Nitrosodi-n-propylamine			--	--	--	--	--	
n-Nitrosodiphenylamine			--	34.2 U	152 U	15 U	32.1 U	
Pentachlorophenol	1200	1200	--	205 U	909 U	90.2 U	193 U	
Phenanthrene			--	**487**	**338**	12.1 UJ	**119**	
Phenol	120	210	--	68 U	909 U	90.2 U	**150 J**	
Pyrene			--	**1420**	**981**	12.1 UJ	**362**	
Total Benzofluoranthenes (lab reported total)			--	**1520**	--	--	--	
Total cPAH TEQ (7 minimum CAEPA 2005) (U = 0)			--	**815.98**	**630.4**	12.1 U	**160.92 J**	
Total PAH (SMS Freshwater 2013) (U = 0)	17000	30000	--	**8372.7 J**	**5124 J**	12.1 UJ	**1576.4 J**	
Polycyclic Aromatic Hydrocarbons (µg/kg)								
2-Methylnaphthalene			--	--	--	--	--	
Acenaphthene			--	--	--	--	--	
Acenaphthylene			--	--	--	--	--	
Anthracene			--	--	--	--	--	
Benzo(a)anthracene			--	--	--	--	--	
Benzo(a)pyrene			--	--	--	--	--	
Benzo(b)fluoranthene			--	--	--	--	--	
Benzo(g,h,i)perylene			--	--	--	--	--	

Table C-18
Sediment Data for University RS Overflow

		Distance to CSO (ft)	31	31	99	156	156
		Location ID	CSO11_CSO-UR-1	CSO11_CSO-UR-1	CSO13_CSO-UR-10	CSO13_CSO-UR-12	CSO13_CSO-UR-12
		Area	LWShipCnlLakeUPortB	LWShipCnlLakeUPortB	LWShipCnlLakeUPortB	LWShipCnlLakeUPortB	LWShipCnlLakeUPortB
		CSO	University RS	University RS	University RS	University RS	University RS
		Task	KC_CSO_2011	KC_CSO_2011	KC_CSO_2013	KC_CSO_2013	KC_CSO_2013
		Sample ID	L54227-8	L55155-1	L57797-1	L58172-1	L58172-2
		Sample Date	10/10/2011	10/10/2011	04/23/2013	06/20/2013	06/20/2013
		Depth	0 - 10 cm	0 - 10 cm	0 - 10 cm	26 - 33 cm	0 - 25 cm
		Sample Type	N	N	N	N	N
	SMS_Fresh_SCO_2013	SMS_Fresh_CSL_2013					
Benzo(k)fluoranthene			--	--	--	--	--
Carbazole	900	1100	--	--	--	--	--
Chrysene			--	--	--	--	--
Dibenzo(a,h)anthracene			--	--	--	--	--
Dibenzofuran	200	680	--	--	--	--	--
Fluoranthene			--	--	--	--	--
Fluorene			--	--	--	--	--
Indeno(1,2,3-c,d)pyrene			--	--	--	--	--
Naphthalene			--	--	--	--	--
Phenanthrene			--	--	--	--	--
Pyrene			--	--	--	--	--
Total cPAH TEQ (7 minimum CAEPA 2005) (U = 0)			--	--	--	--	--
Total PAH (SMS Freshwater 2013) (U = 0)	17000	30000	--	--	--	--	--
Pesticides (µg/kg)							
4,4'-DDD (p,p'-DDD)			--	--	--	--	--
4,4'-DDE (p,p'-DDE)			--	--	--	--	--
4,4'-DDT (p,p'-DDT)			--	--	--	--	--
Aldrin			--	--	--	--	--
Chlordane			--	--	--	--	--
Chlordane, alpha- (Chlordane, cis-)			--	--	--	--	--
Chlordane, gamma-			--	--	--	--	--
Chlorpyrifos			--	--	--	--	--
Diazinon			--	--	--	--	--
Dieldrin	4.9	9.3	--	--	--	--	--
Disulfoton			--	--	--	--	--
Endosulfan sulfate			--	--	--	--	--
Endosulfan, alpha- (I)			--	--	--	--	--
Endosulfan, beta (II)			--	--	--	--	--
Endrin			--	--	--	--	--
Endrin aldehyde			--	--	--	--	--
Endrin ketone	8.5	8.5	--	--	--	--	--
Heptachlor			--	--	--	--	--
Heptachlor epoxide			--	--	--	--	--

Table C-18
Sediment Data for University RS Overflow

			Distance to CSO (ft)	31	31	99	156	156
			Location ID	CSO11_CSO-UR-1	CSO11_CSO-UR-1	CSO13_CSO-UR-10	CSO13_CSO-UR-12	CSO13_CSO-UR-12
			Area	LWShipCnlLakeUPortB	LWShipCnlLakeUPortB	LWShipCnlLakeUPortB	LWShipCnlLakeUPortB	LWShipCnlLakeUPortB
			CSO	University RS	University RS	University RS	University RS	University RS
			Task	KC_CSO_2011	KC_CSO_2011	KC_CSO_2013	KC_CSO_2013	KC_CSO_2013
			Sample ID	L54227-8	L55155-1	L57797-1	L58172-1	L58172-2
			Sample Date	10/10/2011	10/10/2011	04/23/2013	06/20/2013	06/20/2013
			Depth	0 - 10 cm	0 - 10 cm	0 - 10 cm	26 - 33 cm	0 - 25 cm
			Sample Type	N	N	N	N	N
	SMS_Fresh_SCO_2013	SMS_Fresh_CSL_2013						
Hexachlorocyclohexane (BHC), alpha-			--	--	--	--	--	--
Hexachlorocyclohexane (BHC), beta-	7.2	11	--	--	--	--	--	--
Hexachlorocyclohexane (BHC), delta-			--	--	--	--	--	--
Hexachlorocyclohexane (BHC), gamma- (Lindane)			--	--	--	--	--	--
Malathion			--	--	--	--	--	--
Methoxychlor			--	--	--	--	--	--
Methyl parathion			--	--	--	--	--	--
Parathion			--	--	--	--	--	--
Phorate			--	--	--	--	--	--
Toxaphene			--	--	--	--	--	--
Sum DDD (U = 0)	310	860	--	--	--	--	--	--
Sum DDE (U = 0)	21	33	--	--	--	--	--	--
Sum DDT (U = 0)	100	8100	--	--	--	--	--	--
Herbicides (µg/kg)								
2,2-Dichloropropionic acid (Dalapon)			--	--	--	--	--	--
2,4,5-T (2,4,5-Trichlorophenoxyacetic acid)			--	--	--	--	--	--
2,4,5-TP (Silvex)			--	--	--	--	--	--
2,4-D (2,4-Dichlorophenoxyacetic acid)			--	--	--	--	--	--
2,4-DB (2,4-D derivative)			--	--	--	--	--	--
Dicamba			--	--	--	--	--	--
Dichlorprop			--	--	--	--	--	--
Dinoseb			--	--	--	--	--	--
Mecoprop (MCPP)			--	--	--	--	--	--
Mephanac (MCPA)			--	--	--	--	--	--
PCB Aroclors (µg/kg)								
Aroclor 1016			23 U	--	30.3 U	9.02 U	29.5 U	
Aroclor 1221			48 U	--	30.3 U	9.02 U	29.5 U	
Aroclor 1232			48 U	--	30.3 U	9.02 U	29.5 U	
Aroclor 1242			**45 J**	--	**16 J**	9.02 U	29.5 U	
Aroclor 1248			23 U	--	30.3 U	9.02 U	29.5 U	
Aroclor 1254			**282**	--	**151**	9.02 U	29.5 U	
Aroclor 1260			**240**	--	**78.8**	9.02 U	29.5 U	
Total PCB Aroclors (SMS Freshwater 2013) (U = 0)	110	2500	**567 J**	--	**245.8 J**	9.02 U	29.5 U	

Table C-18
Sediment Data for University RS Overflow

		Distance to CSO (ft)	31	31	99	156	156
		Location ID	CSO11_CSO-UR-1	CSO11_CSO-UR-1	CSO13_CSO-UR-10	CSO13_CSO-UR-12	CSO13_CSO-UR-12
		Area	LWShipCnlLakeUPortB	LWShipCnlLakeUPortB	LWShipCnlLakeUPortB	LWShipCnlLakeUPortB	LWShipCnlLakeUPortB
		CSO	University RS	University RS	University RS	University RS	University RS
		Task	KC_CSO_2011	KC_CSO_2011	KC_CSO_2013	KC_CSO_2013	KC_CSO_2013
		Sample ID	L54227-8	L55155-1	L57797-1	L58172-1	L58172-2
		Sample Date	10/10/2011	10/10/2011	04/23/2013	06/20/2013	06/20/2013
		Depth	0 - 10 cm	0 - 10 cm	0 - 10 cm	26 - 33 cm	0 - 25 cm
		Sample Type	N	N	N	N	N
	SMS_Fresh_SCO_2013	SMS_Fresh_CSL_2013					
Total Petroleum Hydrocarbons (mg/kg)							
Diesel range hydrocarbons	340	510	--	--	--	--	--
Lube oil			--	--	--	--	--
Oil and grease			--	--	--	--	--
Pharmaceuticals and Personal Care Products (µg/kg)							
Caffeine			--	--	--	--	--

Table C-18
Sediment Data for University RS Overflow

			Distance to CSO (ft)	160	169	209	235	332
			Location ID	CSO11_CSO-UR-2	CSO11_CSO-UR-3	CSO13_CSO-UR-11	CSO11_CSO-UR-4	CSO13_0537
			Area	LWShipCnlLakeUPortB	LWShipCnlLakeUPortB	LWShipCnlLakeUPortB	LWShipCnlLakeUPortB	LWShipCnlLakeUPortB
			CSO	University RS	University RS	University RS	University RS	University RS
			Task	KC_CSO_2011	KC_CSO_2011	KC_CSO_2013	KC_CSO_2011	KC_CSO_2013
			Sample ID	L54227-9	L54227-10	L57797-2	L54227-11	L57645-3
			Sample Date	10/10/2011	10/10/2011	04/23/2013	10/10/2011	03/27/2013
			Depth	0 - 10 cm	0 - 10 cm	0 - 10 cm	0 - 10 cm	0 - 10 cm
			Sample Type	N	N	N	N	N
	SMS_Fresh_SCO_2013	SMS_Fresh_CSL_2013						
Conventional Parameters (mg/kg)								
Acid volatile sulfide				--	--	--	--	--
Ammonia as nitrogen	230	300		--	--	--	--	--
Orthohosphate				--	--	--	--	--
Phosphate (orthophosphate)				--	--	--	--	--
Phosphorus				--	--	--	--	--
Sulfide	39	61		--	--	--	--	--
Conventional Parameters (pct)								
Total organic carbon				**4.16**	**7.34**	**6.87**	**2.86**	**1.48**
Total solids				**32.2**	**22.2**	**32.3**	**53.2**	**42.6**
Total volatile solids				--	--	--	--	--
Grain Size (pct)								
Pebble				**4.8**	0.6 U	--	**6.1**	--
Gravel				--	--	**2.3 J**	--	**5.3**
Granule (very fine gravel)				0.4 U	0.6 U	--	0.2 U	--
Sand				--	--	**69.9**	--	**82.2**
Sand, very coarse				**1.6 J**	0.6 U	--	**0.6 J**	--
Sand, coarse				**2.3 J**	**1.8 J**	--	**1.2 J**	--
Sand, medium				**3.6**	**5.5 J**	--	**3.6**	--
Sand, fine				**7.9**	**19.9**	--	**14.4**	--
Sand, very fine				**17**	**18.4**	--	**43.3**	--
Silt				--	--	**15.8**	--	**8.5**
Silt, coarse				**15.4**	**11.1**	--	**16.8**	--
Silt, medium				**21.3**	**23.8**	--	**4**	--
Silt, fine				**3.5**	**5.9**	--	1 U	--
Silt, very fine				**3.5**	**3 J**	--	1 U	--
Clay				--	--	**7.9**	--	**7.1**
Clay, coarse				1.8 U	**3 J**	--	1 U	--
Clay, medium				**3.5**	**5.9**	--	**2**	--
Clay, fine				**3.5**	**5.9**	--	**2**	--
Metals (mg/kg)								
Aluminum				--	--	--	--	--
Antimony				**0.22 J**	**0.842 J**	--	**0.21 J**	**1.31**

Table C-18
Sediment Data for University RS Overflow

			Distance to CSO (ft)	160	169	209	235	332
			Location ID	CSO11_CSO-UR-2	CSO11_CSO-UR-3	CSO13_CSO-UR-11	CSO11_CSO-UR-4	CSO13_0537
			Area	LWShipCnlLakeUPortB	LWShipCnlLakeUPortB	LWShipCnlLakeUPortB	LWShipCnlLakeUPortB	LWShipCnlLakeUPortB
			CSO	University RS	University RS	University RS	University RS	University RS
			Task	KC_CSO_2011	KC_CSO_2011	KC_CSO_2013	KC_CSO_2011	KC_CSO_2013
			Sample ID	L54227-9	L54227-10	L57797-2	L54227-11	L57645-3
			Sample Date	10/10/2011	10/10/2011	04/23/2013	10/10/2011	03/27/2013
			Depth	0 - 10 cm	0 - 10 cm	0 - 10 cm	0 - 10 cm	0 - 10 cm
			Sample Type	N	N	N	N	N
	SMS_Fresh_SCO_2013	SMS_Fresh_CSL_2013						
Arsenic	14	120		**8.01**	**8.78**	**7.03**	**3.55**	**4.25**
Beryllium				--	--	--	--	--
Cadmium	2.1	5.4		**0.317**	**0.914**	**1.09**	**0.265**	**0.254**
Cadmium-SEM				--	--	--	--	--
Chromium	72	88		**17.9**	**27.7**	**26.1**	**22.7**	**16.9**
Copper	400	1200		**21.6**	**89.6**	**73.1**	**20.7**	**34.7**
Copper-SEM				--	--	--	--	--
Iron				--	--	--	--	--
Lead	360	1300		**57.1**	**112**	**746**	**48.7**	**37.3**
Lead-SEM				--	--	--	--	--
Manganese				--	--	--	--	--
Mercury	0.66	0.8		**0.197**	**0.464**	**1.2 J**	**0.136**	**0.172 J**
Nickel	26	110		**27**	**35.6**	**30.8**	**26.5**	**18.8**
Nickel-SEM				--	--	--	--	--
Selenium	11	20		--	--	--	--	--
Silver	0.57	1.7		**0.137**	**0.802**	**0.283**	**0.0985**	**0.12 J**
Thallium				--	--	--	--	--
Zinc	3200	4200		**70.5**	**293**	**523**	**77.8**	**99.3**
Zinc-SEM				--	--	--	--	--
Organometallic Compounds (µg/kg)								
Butyltin (n-Butyltin)	540	4800		--	--	--	--	--
Di-n-butyltin/Dibutyltin/Dibutyltin ion (type unknown)				--	--	--	--	--
Tetrabutyltin	97	97		--	--	--	--	--
Tributyltin (ion)	47	320		--	--	--	--	--
Volatile Organics (µg/kg)								
1,1,1-Trichloroethane				--	--	--	--	--
1,1,2,2-Tetrachloroethane				--	--	--	--	--
1,1,2-Trichloroethane				--	--	--	--	--
1,1-Dichloroethane				--	--	--	--	--
1,1-Dichloroethene				--	--	--	--	--
1,2-Dichloroethane				--	--	--	--	--
1,2-Dichloroethene				--	--	--	--	--
1,2-Dichloropropane				--	--	--	--	--

Table C-18
Sediment Data for University RS Overflow

			Distance to CSO (ft)	160	169	209	235	332
			Location ID	CSO11_CSO-UR-2	CSO11_CSO-UR-3	CSO13_CSO-UR-11	CSO11_CSO-UR-4	CSO13_0537
			Area	LWShipCnlLakeUPortB	LWShipCnlLakeUPortB	LWShipCnlLakeUPortB	LWShipCnlLakeUPortB	LWShipCnlLakeUPortB
			CSO	University RS	University RS	University RS	University RS	University RS
			Task	KC_CSO_2011	KC_CSO_2011	KC_CSO_2013	KC_CSO_2011	KC_CSO_2013
			Sample ID	L54227-9	L54227-10	L57797-2	L54227-11	L57645-3
			Sample Date	10/10/2011	10/10/2011	04/23/2013	10/10/2011	03/27/2013
			Depth	0 - 10 cm	0 - 10 cm	0 - 10 cm	0 - 10 cm	0 - 10 cm
			Sample Type	N	N	N	N	N
	SMS_Fresh_SCO_2013	SMS_Fresh_CSL_2013						
1,3-Dichloropropene, cis-				--	--	--	--	--
1,3-Dichloropropene, trans-				--	--	--	--	--
2-Butanone (MEK)				--	--	--	--	--
2-Hexanone (Methyl butyl ketone)				--	--	--	--	--
Acetone				--	--	--	--	--
Benzene				--	--	--	--	--
Bromodichloromethane				--	--	--	--	--
Bromoform (Tribromomethane)				--	--	--	--	--
Bromomethane (Methyl bromide)				--	--	--	--	--
Carbon disulfide				--	--	--	--	--
Carbon tetrachloride (Tetrachloromethane)				--	--	--	--	--
Chlorobenzene				--	--	--	--	--
Chloroethane				--	--	--	--	--
Chloroform				--	--	--	--	--
Chloromethane				--	--	--	--	--
Dibromochloromethane				--	--	--	--	--
Dichloromethane (Methylene chloride)				--	--	--	--	--
Ethylbenzene				--	--	--	--	--
Methyl isobutyl ketone (4-Methyl-2-pentanone or (MIBK))				--	--	--	--	--
Styrene				--	--	--	--	--
Tetrachloroethene (PCE)				--	--	--	--	--
Toluene				--	--	--	--	--
Total xylene (reported, not calculated)				--	--	--	--	--
Trichloroethene (TCE)				--	--	--	--	--
Vinyl acetate				--	--	--	--	--
Vinyl chloride				--	--	--	--	--
Semivolatile Organics (µg/kg)								
1,2,4-Trichlorobenzene				1.4 U	5 U	12.4 U	1 U	1.2 U
1,2-Dichlorobenzene				14.2 U	51.4 U	61.9 U	10 U	12.5 U
1,2-Diphenylhydrazine				--	--	--	--	--
1,3-Dichlorobenzene				--	--	--	--	--
1,4-Dichlorobenzene				21.3 U	77 U	92.9 U	15 U	**41.1**
2,2'-Oxybis (1-chloropropane)				--	--	--	--	--

Table C-18
Sediment Data for University RS Overflow

			Distance to CSO (ft)	160	169	209	235	332
			Location ID	CSO11_CSO-UR-2	CSO11_CSO-UR-3	CSO13_CSO-UR-11	CSO11_CSO-UR-4	CSO13_0537
			Area	LWShipCnlLakeUPortB	LWShipCnlLakeUPortB	LWShipCnlLakeUPortB	LWShipCnlLakeUPortB	LWShipCnlLakeUPortB
			CSO	University RS	University RS	University RS	University RS	University RS
			Task	KC_CSO_2011	KC_CSO_2011	KC_CSO_2013	KC_CSO_2011	KC_CSO_2013
			Sample ID	L54227-9	L54227-10	L57797-2	L54227-11	L57645-3
			Sample Date	10/10/2011	10/10/2011	04/23/2013	10/10/2011	03/27/2013
			Depth	0 - 10 cm	0 - 10 cm	0 - 10 cm	0 - 10 cm	0 - 10 cm
			Sample Type	N	N	N	N	N
	SMS_Fresh_SCO_2013	SMS_Fresh_CSL_2013						
2,4,5-Trichlorophenol				--	--	--	--	--
2,4,6-Trichlorophenol				--	--	--	--	--
2,4-Dichlorophenol				--	--	--	--	--
2,4-Dimethylphenol				14 U	50 U	124 U	10 U	12 U
2,4-Dinitrotoluene				--	--	--	--	--
2,6-Dinitrotoluene				--	--	--	--	--
2-Chloronaphthalene				--	--	--	--	--
2-Chlorophenol				--	--	--	--	--
2-Methylnaphthalene				14 U	50 U	124 U	10 U	12 U
2-Methylphenol (o-Cresol)				14 U	50 U	124 U	10 U	12 U
2-Nitrophenol				--	--	--	--	--
4-Bromophenyl-phenyl ether				--	--	--	--	--
4-Chloro-3-methylphenol				--	--	--	--	--
4-Chlorophenyl phenyl ether				--	--	--	--	--
4-Methylphenol (p-Cresol)	260	2000		71 U	260 U	619 U	51 U	63 U
Acenaphthene				14 U	50 U	124 U	**12 J**	12 U
Acenaphthylene				14 U	50 U	124 U	10 U	12 U
Aniline				--	--	--	--	--
Anthracene				**37.9**	**155**	**140**	**39.8**	**29.6**
Benzo(a)anthracene				**123**	**430**	**740**	**226**	**123**
Benzo(a)pyrene				**183**	**536**	**920**	**258**	**120 J**
Benzo(b,j,k)fluoranthenes				--	--	**1550**	--	**244**
Benzo(g,h,i)perylene				**121**	**353**	**400 J**	**163**	63 U
Benzoic acid	2900	3800		**425**	1030 U	1240 UJ	**214**	251 U
Benzyl alcohol				35.4 U	129 U	155 U	25 U	31.2 U
bis(2-Chloroethoxy)methane				--	--	--	--	--
bis(2-Chloroethyl)ether				--	--	--	--	--
bis(2-Ethylhexyl)phthalate	500	22000		**602**	**2840**	**2140**	325 UJ	**732**
Butylbenzyl phthalate				21.3 U	676 UJ	92.9 U	15 U	18.8 U
Carbazole	900	1100		--	--	124 U	--	--
Chrysene				**192**	**653**	**988**	**258**	**149**
Coprostanol (Cholestan-3-ol (3B, 5B))				--	--	--	--	--
Dibenzo(a,h)anthracene				**38.5**	**144**	495 U	**52.1**	63 U

Table C-18
Sediment Data for University RS Overflow

			Distance to CSO (ft)	160	169	209	235	332
			Location ID	CSO11_CSO-UR-2	CSO11_CSO-UR-3	CSO13_CSO-UR-11	CSO11_CSO-UR-4	CSO13_0537
			Area	LWShipCnlLakeUPortB	LWShipCnlLakeUPortB	LWShipCnlLakeUPortB	LWShipCnlLakeUPortB	LWShipCnlLakeUPortB
			CSO	University RS	University RS	University RS	University RS	University RS
			Task	KC_CSO_2011	KC_CSO_2011	KC_CSO_2013	KC_CSO_2011	KC_CSO_2013
			Sample ID	L54227-9	L54227-10	L57797-2	L54227-11	L57645-3
			Sample Date	10/10/2011	10/10/2011	04/23/2013	10/10/2011	03/27/2013
			Depth	0 - 10 cm	0 - 10 cm	0 - 10 cm	0 - 10 cm	0 - 10 cm
			Sample Type	N	N	N	N	N
	SMS_Fresh_SCO_2013	SMS_Fresh_CSL_2013						
Dibenzofuran	200	680		14 U	50 U	124 U	10 U	12 U
Diethyl phthalate				**413**	100 U	248 U	**23 J**	26 U
Dimethyl phthalate				**70.2**	103 U	124 U	**54.9**	25.1 U
Di-n-butyl phthalate	380	1000		53 UJ	180 UJ	248 U	112 UJ	**142**
Di-n-octyl phthalate	39	1100		28.4 U	103 U	495 U	20.1 U	125 U
Fluoranthene				**297**	**1030**	**1250**	**427**	**270**
Fluorene				14 U	50 U	124 U	**16 J**	**26.3**
Hexachlorobenzene				1.4 U	5 U	12.4 U	1 U	1.2 U
Hexachlorobutadiene (Hexachloro-1,3-butadiene)				7.1 U	26 U	61.9 U	5.1 U	6.3 U
Hexachloroethane				--	--	--	--	--
Indeno(1,2,3-c,d)pyrene				**95.7**	**273**	**430 J**	**141**	63 U
Isophorone				--	--	--	--	--
Naphthalene				14 U	50 U	124 U	10 U	12 U
Nitrobenzene				--	--	--	--	--
n-Nitrosodimethylamine				--	--	--	--	--
n-Nitrosodi-n-propylamine				--	--	--	--	--
n-Nitrosodiphenylamine				35.4 U	129 U	155 U	25 U	31.2 U
Pentachlorophenol	1200	1200		213 U	770 U	929 U	150 U	188 U
Phenanthrene				**131**	**357**	**446**	**171**	**195**
Phenol	120	210		71 U	260 U	929 U	51 U	63 U
Pyrene				**299**	**811**	**1560 J**	**365**	**700**
Total Benzofluoranthenes (lab reported total)				**297**	**1100**	--	**430**	--
Total cPAH TEQ (7 minimum CAEPA 2005) (U = 0)				**240.34**	**737.23**	**1201.88 J**	**345.49**	**158.19 J**
Total PAH (SMS Freshwater 2013) (U = 0)	17000	30000		**1815.1**	**5842**	**8424 J**	**2558.9 J**	**1856.9 J**
Polycyclic Aromatic Hydrocarbons (µg/kg)								
2-Methylnaphthalene				--	--	--	--	--
Acenaphthene				--	--	--	--	--
Acenaphthylene				--	--	--	--	--
Anthracene				--	--	--	--	--
Benzo(a)anthracene				--	--	--	--	--
Benzo(a)pyrene				--	--	--	--	--
Benzo(b)fluoranthene				--	--	--	--	--
Benzo(g,h,i)perylene				--	--	--	--	--

Table C-18
Sediment Data for University RS Overflow

			Distance to CSO (ft)	160	169	209	235	332
			Location ID	CSO11_CSO-UR-2	CSO11_CSO-UR-3	CSO13_CSO-UR-11	CSO11_CSO-UR-4	CSO13_0537
			Area	LWShipCnlLakeUPortB	LWShipCnlLakeUPortB	LWShipCnlLakeUPortB	LWShipCnlLakeUPortB	LWShipCnlLakeUPortB
			CSO	University RS	University RS	University RS	University RS	University RS
			Task	KC_CSO_2011	KC_CSO_2011	KC_CSO_2013	KC_CSO_2011	KC_CSO_2013
			Sample ID	L54227-9	L54227-10	L57797-2	L54227-11	L57645-3
			Sample Date	10/10/2011	10/10/2011	04/23/2013	10/10/2011	03/27/2013
			Depth	0 - 10 cm	0 - 10 cm	0 - 10 cm	0 - 10 cm	0 - 10 cm
			Sample Type	N	N	N	N	N
	SMS_Fresh_SCO_2013	SMS_Fresh_CSL_2013						
Benzo(k)fluoranthene				--	--	--	--	--
Carbazole	900	1100		--	--	--	--	--
Chrysene				--	--	--	--	--
Dibenzo(a,h)anthracene				--	--	--	--	--
Dibenzofuran	200	680		--	--	--	--	--
Fluoranthene				--	--	--	--	--
Fluorene				--	--	--	--	--
Indeno(1,2,3-c,d)pyrene				--	--	--	--	--
Naphthalene				--	--	--	--	--
Phenanthrene				--	--	--	--	--
Pyrene				--	--	--	--	--
Total cPAH TEQ (7 minimum CAEPA 2005) (U = 0)				--	--	--	--	--
Total PAH (SMS Freshwater 2013) (U = 0)	17000	30000		--	--	--	--	--
Pesticides (µg/kg)								
4,4'-DDD (p,p'-DDD)				--	--	--	--	**12.4 J**
4,4'-DDE (p,p'-DDE)				--	--	--	--	**5.68 J**
4,4'-DDT (p,p'-DDT)				--	--	--	--	**4.41 J**
Aldrin				--	--	--	--	--
Chlordane				--	--	--	--	--
Chlordane, alpha- (Chlordane, cis-)				--	--	--	--	--
Chlordane, gamma-				--	--	--	--	--
Chlorpyrifos				--	--	--	--	--
Diazinon				--	--	--	--	--
Dieldrin	4.9	9.3		--	--	--	--	--
Disulfoton				--	--	--	--	--
Endosulfan sulfate				--	--	--	--	--
Endosulfan, alpha- (I)				--	--	--	--	--
Endosulfan, beta (II)				--	--	--	--	--
Endrin				--	--	--	--	--
Endrin aldehyde				--	--	--	--	--
Endrin ketone	8.5	8.5		--	--	--	--	--
Heptachlor				--	--	--	--	--
Heptachlor epoxide				--	--	--	--	--

Table C-18
Sediment Data for University RS Overflow

			Distance to CSO (ft)	160	169	209	235	332
			Location ID	CSO11_CSO-UR-2	CSO11_CSO-UR-3	CSO13_CSO-UR-11	CSO11_CSO-UR-4	CSO13_0537
			Area	LWShipCnlLakeUPortB	LWShipCnlLakeUPortB	LWShipCnlLakeUPortB	LWShipCnlLakeUPortB	LWShipCnlLakeUPortB
			CSO	University RS	University RS	University RS	University RS	University RS
			Task	KC_CSO_2011	KC_CSO_2011	KC_CSO_2013	KC_CSO_2011	KC_CSO_2013
			Sample ID	L54227-9	L54227-10	L57797-2	L54227-11	L57645-3
			Sample Date	10/10/2011	10/10/2011	04/23/2013	10/10/2011	03/27/2013
			Depth	0 - 10 cm	0 - 10 cm	0 - 10 cm	0 - 10 cm	0 - 10 cm
			Sample Type	N	N	N	N	N
	SMS_Fresh_SCO_2013	SMS_Fresh_CSL_2013						
Hexachlorocyclohexane (BHC), alpha-			--	--	--	--	--	--
Hexachlorocyclohexane (BHC), beta-	7.2	11	--	--	--	--	--	--
Hexachlorocyclohexane (BHC), delta-			--	--	--	--	--	--
Hexachlorocyclohexane (BHC), gamma- (Lindane)			--	--	--	--	--	--
Malathion			--	--	--	--	--	--
Methoxychlor			--	--	--	--	--	--
Methyl parathion			--	--	--	--	--	--
Parathion			--	--	--	--	--	--
Phorate			--	--	--	--	--	--
Toxaphene			--	--	--	--	--	--
Sum DDD (U = 0)	310	860	--	--	--	--	--	**12.4 J**
Sum DDE (U = 0)	21	33	--	--	--	--	--	**5.68 J**
Sum DDT (U = 0)	100	8100	--	--	--	--	--	**4.41 J**
Herbicides (µg/kg)								
2,2-Dichloropropionic acid (Dalapon)			--	--	--	--	--	--
2,4,5-T (2,4,5-Trichlorophenoxyacetic acid)			--	--	--	--	--	--
2,4,5-TP (Silvex)			--	--	--	--	--	--
2,4-D (2,4-Dichlorophenoxyacetic acid)			--	--	--	--	--	--
2,4-DB (2,4-D derivative)			--	--	--	--	--	--
Dicamba			--	--	--	--	--	--
Dichlorprop			--	--	--	--	--	--
Dinoseb			--	--	--	--	--	--
Mecoprop (MCPP)			--	--	--	--	--	--
Mephanac (MCPA)			--	--	--	--	--	--
PCB Aroclors (µg/kg)								
Aroclor 1016			4 U	3 U	495 U	2.4 U	4.7 U	
Aroclor 1221			8.4 U	5.9 U	495 U	5.1 U	14 U	
Aroclor 1232			8.4 U	5.9 U	495 U	5.1 U	14 U	
Aroclor 1242			4 U	**12.6**	495 U	**6.45**	**11 J**	
Aroclor 1248			4 U	3 U	495 U	2.4 U	4.7 U	
Aroclor 1254			**25.2**	**136**	**11300**	**43.6**	**60.3**	
Aroclor 1260			**25.5**	**99.1**	**1970 J**	**97**	**49.5**	
Total PCB Aroclors (SMS Freshwater 2013) (U = 0)	110	2500	**50.7**	**247.7**	**13270 J**	**147.05**	**120.8 J**	

Table C-18
Sediment Data for University RS Overflow

			Distance to CSO (ft)	160	169	209	235	332
			Location ID	CSO11_CSO-UR-2	CSO11_CSO-UR-3	CSO13_CSO-UR-11	CSO11_CSO-UR-4	CSO13_0537
			Area	LWShipCnlLakeUPortB	LWShipCnlLakeUPortB	LWShipCnlLakeUPortB	LWShipCnlLakeUPortB	LWShipCnlLakeUPortB
			CSO	University RS	University RS	University RS	University RS	University RS
			Task	KC_CSO_2011	KC_CSO_2011	KC_CSO_2013	KC_CSO_2011	KC_CSO_2013
			Sample ID	L54227-9	L54227-10	L57797-2	L54227-11	L57645-3
			Sample Date	10/10/2011	10/10/2011	04/23/2013	10/10/2011	03/27/2013
			Depth	0 - 10 cm	0 - 10 cm	0 - 10 cm	0 - 10 cm	0 - 10 cm
			Sample Type	N	N	N	N	N
	SMS_Fresh_SCO_2013	SMS_Fresh_CSL_2013						
Total Petroleum Hydrocarbons (mg/kg)								
Diesel range hydrocarbons	340	510		--	--	--	--	--
Lube oil				--	--	--	--	--
Oil and grease				--	--	--	--	--
Pharmaceuticals and Personal Care Products (µg/kg)								
Caffeine				--	--	--	--	--

Table C-18
Sediment Data for University RS Overflow

			Distance to CSO (ft)	340	354	433	493	526
			Location ID	CSO11_CSO-UR-5	CSO11_CSO-UR-6	CSO11_CSO-UR-7	CSO13_CSO-UR-9	LUUMON86545
			Area	LWShipCnlLakeUPortB	LWShipCnlLakeUPortB	LWShipCnlLakeUPortB	LWShipCnlLakeUPortB	LWShipCnlLakeUPortB
			CSO	University RS	University RS	University RS	University RS	University RS
			Task	KC_CSO_2011	KC_CSO_2011	KC_CSO_2011	KC_CSO_2013	LUUMON86
			Sample ID	L54227-12	L54227-13	L54227-14	L57645-2	8611097
			Sample Date	10/10/2011	10/10/2011	10/10/2011	03/27/2013	11/10/1986
			Depth	0 - 10 cm	0 - 10 cm	0 - 10 cm	0 - 10 cm	
			Sample Type	N	N	N	N	N
	SMS_Fresh_SCO_2013	SMS_Fresh_CSL_2013						
Conventional Parameters (mg/kg)								
Acid volatile sulfide				--	--	--	--	--
Ammonia as nitrogen	230	300		--	--	--	--	--
Orthohosphate				--	--	--	--	--
Phosphate (orthophosphate)				--	--	--	--	**1100 J**
Phosphorus				--	--	--	--	--
Sulfide	39	61		--	--	--	--	--
Conventional Parameters (pct)								
Total organic carbon				**3.27**	**1.97**	**5.09**	**1.12**	**2.5 J**
Total solids				**39.8**	**58.9**	**33.4**	**64.7**	**62 J**
Total volatile solids				--	--	--	--	**38.7096774194 J**
Grain Size (pct)								
Pebble				**6**	**2.3**	**0.4 J**	--	--
Gravel				--	--	--	**6.9**	**1.4 J**
Granule (very fine gravel)				**1 J**	**0.4 J**	0.3 U	--	--
Sand				--	--	--	**85.3**	**95 J**
Sand, very coarse				**2.4 J**	**1.9**	**0.4 J**	--	--
Sand, coarse				**2 J**	**3.1**	**0.4 J**	--	--
Sand, medium				**3.1**	**8.8**	**1.3 J**	--	--
Sand, fine				**10.2**	**28.6**	**9.3**	--	--
Sand, very fine				**22.8**	**29.6**	**45.6**	--	--
Silt				--	--	--	**4.1**	**3.7 J**
Silt, coarse				**12.6**	**12**	**19.2**	--	--
Silt, medium				**15.2**	**6**	**12.7**	--	--
Silt, fine				**5.5**	**0.9 J**	**3.2**	--	--
Silt, very fine				**6.9**	0.9 U	**1.6 J**	--	--
Clay				--	--	--	**3.3**	**0.2 J**
Clay, coarse				1.4 U	**0.9 J**	**1.6 J**	--	--
Clay, medium				**2.8**	0.9 U	1.6 U	--	--
Clay, fine				**5.5**	**2.6**	**6.4**	--	--
Metals (mg/kg)								
Aluminum				--	--	--	--	**8000 J**
Antimony				0.098 UJ	**0.15 J**	0.22 UJ	**0.28 J**	--

Table C-18
Sediment Data for University RS Overflow

			Distance to CSO (ft)	340	354	433	493	526
			Location ID	CSO11_CSO-UR-5	CSO11_CSO-UR-6	CSO11_CSO-UR-7	CSO13_CSO-UR-9	LUUMON86545
			Area	LWShipCnlLakeUPortB	LWShipCnlLakeUPortB	LWShipCnlLakeUPortB	LWShipCnlLakeUPortB	LWShipCnlLakeUPortB
			CSO	University RS	University RS	University RS	University RS	University RS
			Task	KC_CSO_2011	KC_CSO_2011	KC_CSO_2011	KC_CSO_2013	LUUMON86
			Sample ID	L54227-12	L54227-13	L54227-14	L57645-2	8611097
			Sample Date	10/10/2011	10/10/2011	10/10/2011	03/27/2013	11/10/1986
			Depth	0 - 10 cm	0 - 10 cm	0 - 10 cm	0 - 10 cm	
			Sample Type	N	N	N	N	N
	SMS_Fresh_SCO_2013	SMS_Fresh_CSL_2013						
Arsenic	14	120		**6.53**	**2.6**	**5.15**	**3.14**	**2.4 J**
Beryllium				--	--	--	--	--
Cadmium	2.1	5.4		**0.14**	**0.161**	**0.245**	**0.173**	**0.48 J**
Cadmium-SEM				--	--	--	--	--
Chromium	72	88		**20.2**	**15.8**	**19**	**14.6**	**26 J**
Copper	400	1200		**16.4**	**25.6**	**23.2**	**11.6**	**43 J**
Copper-SEM				--	--	--	--	--
Iron				--	--	--	--	**10000 J**
Lead	360	1300		**10.9**	**22.6**	**48.2**	**46.5**	**120 J**
Lead-SEM				--	--	--	--	--
Manganese				--	--	--	--	**160 J**
Mercury	0.66	0.8		**0.07 J**	**0.061 J**	**0.099 J**	**0.066 J**	--
Nickel	26	110		**30.7**	**25.3**	**31.4**	**19.2**	**31 J**
Nickel-SEM				--	--	--	--	--
Selenium	11	20		--	--	--	--	--
Silver	0.57	1.7		**0.0653 J**	**0.0825**	**0.12 J**	**0.0862**	0.48 UJ
Thallium				--	--	--	--	--
Zinc	3200	4200		**34.7**	**48**	**67.7**	**40.8**	**86 J**
Zinc-SEM				--	--	--	--	--
Organometallic Compounds (µg/kg)								
Butyltin (n-Butyltin)	540	4800		--	--	--	--	--
Di-n-butyltin/Dibutyltin/Dibutyltin ion (type unknown)				--	--	--	--	--
Tetrabutyltin	97	97		--	--	--	--	--
Tributyltin (ion)	47	320		--	--	--	--	--
Volatile Organics (µg/kg)								
1,1,1-Trichloroethane				--	--	--	--	--
1,1,2,2-Tetrachloroethane				--	--	--	--	--
1,1,2-Trichloroethane				--	--	--	--	--
1,1-Dichloroethane				--	--	--	--	--
1,1-Dichloroethene				--	--	--	--	--
1,2-Dichloroethane				--	--	--	--	--
1,2-Dichloroethene				--	--	--	--	--
1,2-Dichloropropane				--	--	--	--	--

Table C-18
Sediment Data for University RS Overflow

			Distance to CSO (ft)	340	354	433	493	526
			Location ID	CSO11_CSO-UR-5	CSO11_CSO-UR-6	CSO11_CSO-UR-7	CSO13_CSO-UR-9	LUUMON86545
			Area	LWShipCnlLakeUPortB	LWShipCnlLakeUPortB	LWShipCnlLakeUPortB	LWShipCnlLakeUPortB	LWShipCnlLakeUPortB
			CSO	University RS	University RS	University RS	University RS	University RS
			Task	KC_CSO_2011	KC_CSO_2011	KC_CSO_2011	KC_CSO_2013	LUUMON86
			Sample ID	L54227-12	L54227-13	L54227-14	L57645-2	8611097
			Sample Date	10/10/2011	10/10/2011	10/10/2011	03/27/2013	11/10/1986
			Depth	0 - 10 cm	0 - 10 cm	0 - 10 cm	0 - 10 cm	
			Sample Type	N	N	N	N	N
	SMS_Fresh_SCO_2013	SMS_Fresh_CSL_2013						
1,3-Dichloropropene, cis-				--	--	--	--	--
1,3-Dichloropropene, trans-				--	--	--	--	--
2-Butanone (MEK)				--	--	--	--	--
2-Hexanone (Methyl butyl ketone)				--	--	--	--	--
Acetone				--	--	--	--	--
Benzene				--	--	--	--	--
Bromodichloromethane				--	--	--	--	--
Bromoform (Tribromomethane)				--	--	--	--	--
Bromomethane (Methyl bromide)				--	--	--	--	--
Carbon disulfide				--	--	--	--	--
Carbon tetrachloride (Tetrachloromethane)				--	--	--	--	--
Chlorobenzene				--	--	--	--	--
Chloroethane				--	--	--	--	--
Chloroform				--	--	--	--	--
Chloromethane				--	--	--	--	--
Dibromochloromethane				--	--	--	--	--
Dichloromethane (Methylene chloride)				--	--	--	--	--
Ethylbenzene				--	--	--	--	--
Methyl isobutyl ketone (4-Methyl-2-pentanone or (MIBK))				--	--	--	--	--
Styrene				--	--	--	--	--
Tetrachloroethene (PCE)				--	--	--	--	--
Toluene				--	--	--	--	--
Total xylene (reported, not calculated)				--	--	--	--	--
Trichloroethene (TCE)				--	--	--	--	--
Vinyl acetate				--	--	--	--	--
Vinyl chloride				--	--	--	--	--
Semivolatile Organics (µg/kg)								
1,2,4-Trichlorobenzene				1.3 U	0.9 U	1.1 U	1.65 U	--
1,2-Dichlorobenzene				13.4 U	9.05 U	10.9 U	8.24 U	--
1,2-Diphenylhydrazine				--	--	--	--	--
1,3-Dichlorobenzene				--	--	--	--	--
1,4-Dichlorobenzene				20.1 U	13.6 U	16.3 U	12.4 U	--
2,2'-Oxybis (1-chloropropane)				--	--	--	--	--

Table C-18
Sediment Data for University RS Overflow

			Distance to CSO (ft)	340	354	433	493	526
			Location ID	CSO11_CSO-UR-5	CSO11_CSO-UR-6	CSO11_CSO-UR-7	CSO13_CSO-UR-9	LUUMON86545
			Area	LWShipCnlLakeUPortB	LWShipCnlLakeUPortB	LWShipCnlLakeUPortB	LWShipCnlLakeUPortB	LWShipCnlLakeUPortB
			CSO	University RS	University RS	University RS	University RS	University RS
			Task	KC_CSO_2011	KC_CSO_2011	KC_CSO_2011	KC_CSO_2013	LUUMON86
			Sample ID	L54227-12	L54227-13	L54227-14	L57645-2	8611097
			Sample Date	10/10/2011	10/10/2011	10/10/2011	03/27/2013	11/10/1986
			Depth	0 - 10 cm	0 - 10 cm	0 - 10 cm	0 - 10 cm	
			Sample Type	N	N	N	N	N
	SMS_Fresh_SCO_2013	SMS_Fresh_CSL_2013						
2,4,5-Trichlorophenol				--	--	--	--	--
2,4,6-Trichlorophenol				--	--	--	--	--
2,4-Dichlorophenol				--	--	--	--	--
2,4-Dimethylphenol				13 U	9 U	11 U	16.5 U	--
2,4-Dinitrotoluene				--	--	--	--	--
2,6-Dinitrotoluene				--	--	--	--	--
2-Chloronaphthalene				--	--	--	--	--
2-Chlorophenol				--	--	--	--	--
2-Methylnaphthalene				13 U	9 U	11 U	16.5 U	--
2-Methylphenol (o-Cresol)				13 U	9 U	11 U	16.5 U	--
2-Nitrophenol				--	--	--	--	--
4-Bromophenyl-phenyl ether				--	--	--	--	--
4-Chloro-3-methylphenol				--	--	--	--	--
4-Chlorophenyl phenyl ether				--	--	--	--	--
4-Methylphenol (p-Cresol)	260	2000		68 U	46 U	54 U	82.4 U	--
Acenaphthene				13 U	**27.3**	11 U	**19**	--
Acenaphthylene				13 U	9 U	11 U	16.5 U	--
Aniline				--	--	--	--	--
Anthracene				**34.2**	**85.7**	**78.7**	**10 J**	--
Benzo(a)anthracene				**115**	**156**	**250**	**30.1**	--
Benzo(a)pyrene				**127**	**150**	**338**	**26.1**	--
Benzo(b,j,k)fluoranthenes				--	--	--	**64.9**	--
Benzo(g,h,i)perylene				**72.4**	**77.6**	**181**	**14 J**	--
Benzoic acid	2900	3800		269 U	**212**	**284**	165 U	--
Benzyl alcohol				33.4 U	22.6 U	27.2 U	20.6 U	--
bis(2-Chloroethoxy)methane				--	--	--	--	--
bis(2-Chloroethyl)ether				--	--	--	--	--
bis(2-Ethylhexyl)phthalate	500	22000		79.6 UJ	260 UJ	311 UJ	**115**	**740 J**
Butylbenzyl phthalate				20.1 U	13.6 U	152 UJ	12.4 U	**70 J**
Carbazole	900	1100		--	--	--	--	--
Chrysene				**137**	**173**	**326**	**53.6**	--
Coprostanol (Cholestan-3-ol (3B, 5B))				--	--	--	--	--
Dibenzo(a,h)anthracene				**25 J**	**36.5**	**71.3**	16.5 U	--

Table C-18
Sediment Data for University RS Overflow

			Distance to CSO (ft)	340	354	433	493	526
			Location ID	CSO11_CSO-UR-5	CSO11_CSO-UR-6	CSO11_CSO-UR-7	CSO13_CSO-UR-9	LUUMON86545
			Area	LWShipCnlLakeUPortB	LWShipCnlLakeUPortB	LWShipCnlLakeUPortB	LWShipCnlLakeUPortB	LWShipCnlLakeUPortB
			CSO	University RS	University RS	University RS	University RS	University RS
			Task	KC_CSO_2011	KC_CSO_2011	KC_CSO_2011	KC_CSO_2013	LUUMON86
			Sample ID	L54227-12	L54227-13	L54227-14	L57645-2	8611097
			Sample Date	10/10/2011	10/10/2011	10/10/2011	03/27/2013	11/10/1986
			Depth	0 - 10 cm	0 - 10 cm	0 - 10 cm	0 - 10 cm	
			Sample Type	N	N	N	N	N
	SMS_Fresh_SCO_2013	SMS_Fresh_CSL_2013						
Dibenzofuran	200	680		13 U	**12 J**	11 U	16.5 U	--
Diethyl phthalate				28 U	19 U	22 U	32.9 U	--
Dimethyl phthalate				26.9 U	18.2 U	21.8 U	16.5 U	--
Di-n-butyl phthalate	380	1000		38 UJ	31 UJ	184 UJ	32.9 U	**110 J**
Di-n-octyl phthalate	39	1100		26.9 U	18.2 U	21.8 U	16.5 U	--
Fluoranthene				**394**	**416**	**329**	**85.8**	--
Fluorene				13 U	**45.5**	11 U	**14 J**	--
Hexachlorobenzene				1.3 U	0.9 U	1.1 U	1.65 U	--
Hexachlorobutadiene (Hexachloro-1,3-butadiene)				6.8 U	4.6 U	5.4 U	8.24 U	--
Hexachloroethane				--	--	--	--	--
Indeno(1,2,3-c,d)pyrene				**57.8**	**68.3**	**167**	**10 J**	--
Isophorone				--	--	--	--	--
Naphthalene				13 U	9 U	11 U	16.5 U	--
Nitrobenzene				--	--	--	--	--
n-Nitrosodimethylamine				--	--	--	--	--
n-Nitrosodi-n-propylamine				--	--	--	--	--
n-Nitrosodiphenylamine				33.4 U	22.6 U	27.2 U	20.6 U	--
Pentachlorophenol	1200	1200		201 U	136 U	163 U	124 U	--
Phenanthrene				**153**	**278**	**108**	**61.5**	--
Phenol	120	210		68 U	46 U	54 U	124 U	--
Pyrene				**344**	**341**	**299**	**85**	--
Total Benzofluoranthenes (lab reported total)				**215**	**250**	**563**	--	--
Total cPAH TEQ (7 minimum CAEPA 2005) (U = 0)				**169.65 J**	**202.81**	**446.39**	**37.136 J**	--
Total PAH (SMS Freshwater 2013) (U = 0)	17000	30000		**1674.4 J**	**2104.9**	**2711**	**474 J**	--
Polycyclic Aromatic Hydrocarbons (µg/kg)								
2-Methylnaphthalene				--	--	--	--	--
Acenaphthene				--	--	--	--	**25 J**
Acenaphthylene				--	--	--	--	--
Anthracene				--	--	--	--	**57 J**
Benzo(a)anthracene				--	--	--	--	**140 J**
Benzo(a)pyrene				--	--	--	--	**150 J**
Benzo(b)fluoranthene				--	--	--	--	**120 J**
Benzo(g,h,i)perylene				--	--	--	--	**140 J**

Table C-18
Sediment Data for University RS Overflow

			Distance to CSO (ft)	340	354	433	493	526
			Location ID	CSO11_CSO-UR-5	CSO11_CSO-UR-6	CSO11_CSO-UR-7	CSO13_CSO-UR-9	LUUMON86545
			Area	LWShipCnlLakeUPortB	LWShipCnlLakeUPortB	LWShipCnlLakeUPortB	LWShipCnlLakeUPortB	LWShipCnlLakeUPortB
			CSO	University RS	University RS	University RS	University RS	University RS
			Task	KC_CSO_2011	KC_CSO_2011	KC_CSO_2011	KC_CSO_2013	LUUMON86
			Sample ID	L54227-12	L54227-13	L54227-14	L57645-2	8611097
			Sample Date	10/10/2011	10/10/2011	10/10/2011	03/27/2013	11/10/1986
			Depth	0 - 10 cm	0 - 10 cm	0 - 10 cm	0 - 10 cm	
			Sample Type	N	N	N	N	N
	SMS_Fresh_SCO_2013	SMS_Fresh_CSL_2013						
Benzo(k)fluoranthene				--	--	--	--	**160 J**
Carbazole	900	1100		--	--	--	--	--
Chrysene				--	--	--	--	**180 J**
Dibenzo(a,h)anthracene				--	--	--	--	--
Dibenzofuran	200	680		--	--	--	--	--
Fluoranthene				--	--	--	--	**360 J**
Fluorene				--	--	--	--	**29 J**
Indeno(1,2,3-c,d)pyrene				--	--	--	--	**130 J**
Naphthalene				--	--	--	--	--
Phenanthrene				--	--	--	--	**260 J**
Pyrene				--	--	--	--	**360 J**
Total cPAH TEQ (7 minimum CAEPA 2005) (U = 0)				--	--	--	--	**206.8 J**
Total PAH (SMS Freshwater 2013) (U = 0)	17000	30000		--	--	--	--	**2111 J**
Pesticides (µg/kg)								
4,4'-DDD (p,p'-DDD)				--	--	--	**23.3 J**	--
4,4'-DDE (p,p'-DDE)				--	--	--	**6.04 J**	--
4,4'-DDT (p,p'-DDT)				--	--	--	**2.1 J**	--
Aldrin				--	--	--	--	--
Chlordane				--	--	--	--	--
Chlordane, alpha- (Chlordane, cis-)				--	--	--	--	--
Chlordane, gamma-				--	--	--	--	--
Chlorpyrifos				--	--	--	--	--
Diazinon				--	--	--	--	--
Dieldrin	4.9	9.3		--	--	--	--	--
Disulfoton				--	--	--	--	--
Endosulfan sulfate				--	--	--	--	--
Endosulfan, alpha- (I)				--	--	--	--	--
Endosulfan, beta (II)				--	--	--	--	--
Endrin				--	--	--	--	--
Endrin aldehyde				--	--	--	--	--
Endrin ketone	8.5	8.5		--	--	--	--	--
Heptachlor				--	--	--	--	--
Heptachlor epoxide				--	--	--	--	--

Table C-18
Sediment Data for University RS Overflow

			Distance to CSO (ft)	340	354	433	493	526
			Location ID	CSO11_CSO-UR-5	CSO11_CSO-UR-6	CSO11_CSO-UR-7	CSO13_CSO-UR-9	LUUMON86545
			Area	LWShipCnlLakeUPortB	LWShipCnlLakeUPortB	LWShipCnlLakeUPortB	LWShipCnlLakeUPortB	LWShipCnlLakeUPortB
			CSO	University RS	University RS	University RS	University RS	University RS
			Task	KC_CSO_2011	KC_CSO_2011	KC_CSO_2011	KC_CSO_2013	LUUMON86
			Sample ID	L54227-12	L54227-13	L54227-14	L57645-2	8611097
			Sample Date	10/10/2011	10/10/2011	10/10/2011	03/27/2013	11/10/1986
			Depth	0 - 10 cm	0 - 10 cm	0 - 10 cm	0 - 10 cm	
			Sample Type	N	N	N	N	N
	SMS_Fresh_SCO_2013	SMS_Fresh_CSL_2013						
Hexachlorocyclohexane (BHC), alpha-			--	--	--	--	--	--
Hexachlorocyclohexane (BHC), beta-	7.2	11	--	--	--	--	--	--
Hexachlorocyclohexane (BHC), delta-			--	--	--	--	--	--
Hexachlorocyclohexane (BHC), gamma- (Lindane)			--	--	--	--	--	--
Malathion			--	--	--	--	--	--
Methoxychlor			--	--	--	--	--	--
Methyl parathion			--	--	--	--	--	--
Parathion			--	--	--	--	--	--
Phorate			--	--	--	--	--	--
Toxaphene			--	--	--	--	--	--
Sum DDD (U = 0)	310	860	--	--	--	--	**23.3 J**	--
Sum DDE (U = 0)	21	33	--	--	--	--	**6.04 J**	--
Sum DDT (U = 0)	100	8100	--	--	--	--	**2.1 J**	--
Herbicides (µg/kg)								
2,2-Dichloropropionic acid (Dalapon)			--	--	--	--	--	--
2,4,5-T (2,4,5-Trichlorophenoxyacetic acid)			--	--	--	--	--	--
2,4,5-TP (Silvex)			--	--	--	--	--	--
2,4-D (2,4-Dichlorophenoxyacetic acid)			--	--	--	--	--	--
2,4-DB (2,4-D derivative)			--	--	--	--	--	--
Dicamba			--	--	--	--	--	--
Dichlorprop			--	--	--	--	--	--
Dinoseb			--	--	--	--	--	--
Mecoprop (MCPP)			--	--	--	--	--	--
Mephanac (MCPA)			--	--	--	--	--	--
PCB Aroclors (µg/kg)								
Aroclor 1016			3.3 U	2.2 U	3.9 U	12.4 U	--	
Aroclor 1221			6.8 U	4.6 U	8.1 U	12.4 U	--	
Aroclor 1232			6.8 U	4.6 U	8.1 U	12.4 U	--	
Aroclor 1242			3.3 U	**4.4 J**	**12**	**12.5**	--	
Aroclor 1248			3.3 U	2.2 U	3.9 U	12.4 U	--	
Aroclor 1254			**36.2**	**15.7**	**32.9**	**46.4**	--	
Aroclor 1260			**12.7**	**12.6**	**22.5**	**39.3**	**92 J**	
Total PCB Aroclors (SMS Freshwater 2013) (U = 0)	110	2500	**48.9**	**32.7 J**	**67.4**	**98.2**	**92 J**	

Table C-18
Sediment Data for University RS Overflow

			Distance to CSO (ft)	340	354	433	493	526
			Location ID	CSO11_CSO-UR-5	CSO11_CSO-UR-6	CSO11_CSO-UR-7	CSO13_CSO-UR-9	LUUMON86545
			Area	LWShipCnlLakeUPortB	LWShipCnlLakeUPortB	LWShipCnlLakeUPortB	LWShipCnlLakeUPortB	LWShipCnlLakeUPortB
			CSO	University RS	University RS	University RS	University RS	University RS
			Task	KC_CSO_2011	KC_CSO_2011	KC_CSO_2011	KC_CSO_2013	LUUMON86
			Sample ID	L54227-12	L54227-13	L54227-14	L57645-2	8611097
			Sample Date	10/10/2011	10/10/2011	10/10/2011	03/27/2013	11/10/1986
			Depth	0 - 10 cm	0 - 10 cm	0 - 10 cm	0 - 10 cm	
			Sample Type	N	N	N	N	N
	SMS_Fresh_SCO_2013	SMS_Fresh_CSL_2013						
Total Petroleum Hydrocarbons (mg/kg)								
Diesel range hydrocarbons	340	510		--	--	--	--	--
Lube oil				--	--	--	--	--
Oil and grease				--	--	--	--	**330 J**
Pharmaceuticals and Personal Care Products (µg/kg)								
Caffeine				--	--	--	--	--

Table C-18
Sediment Data for University RS Overflow

			Distance to CSO (ft)	589	698	1034	1374
			Location ID	CSO13_CSO-UR-8	LKUNION20	FWLKUN-21645-3	FWLKUN-21645-2
			Area	LWShipCnlLakeUPortB	LWShipCnlLakeUPortB	LWShipCnlLakeUPortB	LWShipCnlLakeUPortB
			CSO	University RS	University RS	University RS	University RS
			Task	KC_CSO_2013	LKUNION	FWLKUN01	FWLKUN01
			Sample ID	L57645-1	8249_19900618	21645-3	21645-2
			Sample Date	03/27/2013	06/18/1990	07/30/2001	07/30/2001
			Depth	0 - 10 cm	0 - 0.02 m	0 - 10 cm	0 - 10 cm
			Sample Type	N	N	N	N
	SMS_Fresh_SCO_2013	SMS_Fresh_CSL_2013					
Conventional Parameters (mg/kg)							
Acid volatile sulfide			--	--	3.355704698 U	**86.42857143**
Ammonia as nitrogen	230	300	--	--	**35.36912752**	**67.85714286**
Orthohosphate			--	--	**11.67785235**	**18.14285714**
Phosphate (orthophosphate)			--	--	--	--
Phosphorus			--	--	**393.9597315436 J**	**520.7142857143 J**
Sulfide	39	61	--	**31**	**4.496644295**	**328.5714286**
Conventional Parameters (pct)						
Total organic carbon			**0.747**	**9**	**1.76**	**1.36**
Total solids			**74**	**21**	**14.9**	**14**
Total volatile solids			--	--	--	--
Grain Size (pct)						
Pebble			--	--	0.1 U	0.1 U
Gravel			**31.2**	--	--	--
Granule (very fine gravel)			--	--	0.1 U	**9.4**
Sand			**68**	**54**	--	--
Sand, very coarse			--	--	--	--
Sand, coarse			--	--	**0.6**	**10.1**
Sand, medium			--	--	**3.4**	**4.5**
Sand, fine			--	--	**5.2**	**3.3**
Sand, very fine			--	--	**5.7**	**3.1**
Silt			**2.3**	**39**	--	--
Silt, coarse			--	--	**6.9**	**4.1**
Silt, medium			--	--	**49.8**	**5.6**
Silt, fine			--	--	**22.6**	**16.4**
Silt, very fine			--	--	**3.5**	**15.5**
Clay			**3.1**	**7**	--	--
Clay, coarse			--	--	**2.3**	**12.2**
Clay, medium			--	--	0.1 U	**7.1**
Clay, fine			--	--	0.1 U	**4.6**
Metals (mg/kg)						
Aluminum			--	--	--	--
Antimony			**0.27 J**	--	1.1946308725 UJ	**0.4785714286 J**

Table C-18
Sediment Data for University RS Overflow

			Distance to CSO (ft)	589	698	1034	1374
			Location ID	CSO13_CSO-UR-8	LKUNION20	FWLKUN-21645-3	FWLKUN-21645-2
			Area	LWShipCnlLakeUPortB	LWShipCnlLakeUPortB	LWShipCnlLakeUPortB	LWShipCnlLakeUPortB
			CSO	University RS	University RS	University RS	University RS
			Task	KC_CSO_2013	LKUNION	FWLKUN01	FWLKUN01
			Sample ID	L57645-1	8249_19900618	21645-3	21645-2
			Sample Date	03/27/2013	06/18/1990	07/30/2001	07/30/2001
			Depth	0 - 10 cm	0 - 0.02 m	0 - 10 cm	0 - 10 cm
			Sample Type	N	N	N	N
	SMS_Fresh_SCO_2013	SMS_Fresh_CSL_2013					
Arsenic	14	120		**2.39**	20 U	**10.06711409**	**17.85714286**
Beryllium				--	--	**0.281879195**	**0.292857143**
Cadmium	2.1	5.4		**0.108**	**1 J**	**0.100671141**	**1.557142857**
Cadmium-SEM				--	--	2.4832214765 U	**1.357142857**
Chromium	72	88		**11.7 J**	36.8 U	**40.26845638**	**48**
Copper	400	1200		**13.4**	**62**	**27.91946309**	**86.42857143**
Copper-SEM				--	--	**22.48322148**	**83.57142857**
Iron				--	--	--	--
Lead	360	1300		**15.1**	**223**	**8.053691275**	**176.4285714**
Lead-SEM				--	--	**6.241610738**	**174.2857143**
Manganese				--	--	**262.4161074**	**275.7142857**
Mercury	0.66	0.8		**0.036 J**	**0.52**	**0.080536913**	**1.15 J**
Nickel	26	110		**21.9 J**	**33.7**	**52.81879195**	**49.92857143**
Nickel-SEM				--	--	**32.55033557**	**33.85714286**
Selenium	11	20		--	--	**1.275167785**	**0.857142857**
Silver	0.57	1.7		**0.035 J**	--	**0.120805369**	**0.842857143**
Thallium				--	--	0.4771812081 U	0.5057142857 U
Zinc	3200	4200		**37.2 J**	**193**	**39.32885906**	**224.2857143**
Zinc-SEM				--	--	**48.12080537**	**253.5714286**
Organometallic Compounds (µg/kg)							
Butyltin (n-Butyltin)	540	4800		--	--	**37.58389262**	**57.07142857**
Di-n-butyltin/Dibutyltin/Dibutyltin ion (type unknown)				--	--	4.6979865772 UJ	**42.14285714**
Tetrabutyltin	97	97		--	--	**3.489932886**	5.7214285714 U
Tributyltin (ion)	47	320		--	--	**6.4161073826 J**	**59.3571428571 J**
Volatile Organics (µg/kg)							
1,1,1-Trichloroethane				--	17 U	--	--
1,1,2,2-Tetrachloroethane				--	17 U	--	--
1,1,2-Trichloroethane				--	17 U	--	--
1,1-Dichloroethane				--	17 U	--	--
1,1-Dichloroethene				--	17 U	--	--
1,2-Dichloroethane				--	17 U	--	--
1,2-Dichloroethene				--	17 U	--	--
1,2-Dichloropropane				--	17 U	--	--

Table C-18
Sediment Data for University RS Overflow

			Distance to CSO (ft)	589	698	1034	1374
			Location ID	CSO13_CSO-UR-8	LKUNION20	FWLKUN-21645-3	FWLKUN-21645-2
			Area	LWShipCnlLakeUPortB	LWShipCnlLakeUPortB	LWShipCnlLakeUPortB	LWShipCnlLakeUPortB
			CSO	University RS	University RS	University RS	University RS
			Task	KC_CSO_2013	LKUNION	FWLKUN01	FWLKUN01
			Sample ID	L57645-1	8249_19900618	21645-3	21645-2
			Sample Date	03/27/2013	06/18/1990	07/30/2001	07/30/2001
			Depth	0 - 10 cm	0 - 0.02 m	0 - 10 cm	0 - 10 cm
			Sample Type	N	N	N	N
	SMS_Fresh_SCO_2013	SMS_Fresh_CSL_2013					
1,3-Dichloropropene, cis-				--	17 U	--	--
1,3-Dichloropropene, trans-				--	17 U	--	--
2-Butanone (MEK)				--	34 U	--	--
2-Hexanone (Methyl butyl ketone)				--	34 U	--	--
Acetone				--	**63 J**	--	--
Benzene				--	17 U	--	--
Bromodichloromethane				--	17 U	--	--
Bromoform (Tribromomethane)				--	17 U	--	--
Bromomethane (Methyl bromide)				--	34 U	--	--
Carbon disulfide				--	17 U	--	--
Carbon tetrachloride (Tetrachloromethane)				--	17 U	--	--
Chlorobenzene				--	17 U	--	--
Chloroethane				--	34 U	--	--
Chloroform				--	17 U	--	--
Chloromethane				--	34 U	--	--
Dibromochloromethane				--	17 U	--	--
Dichloromethane (Methylene chloride)				--	17 U	--	--
Ethylbenzene				--	17 U	--	--
Methyl isobutyl ketone (4-Methyl-2-pentanone or (MIBK))				--	34 U	--	--
Styrene				--	17 U	--	--
Tetrachloroethene (PCE)				--	17 U	--	--
Toluene				--	17 U	--	--
Total xylene (reported, not calculated)				--	17 U	--	--
Trichloroethene (TCE)				--	17 U	--	--
Vinyl acetate				--	34 U	--	--
Vinyl chloride				--	34 U	--	--
Semivolatile Organics (µg/kg)							
1,2,4-Trichlorobenzene				1.45 U	3100 U	3.5570469799 UJ	3.7857142857 UJ
1,2-Dichlorobenzene				7.2 U	--	3.5570469799 UJ	3.7857142857 UJ
1,2-Diphenylhydrazine				--	--	134.2281879195 U	142.8571428571 U
1,3-Dichlorobenzene				--	--	3.5570469799 UJ	3.7857142857 UJ
1,4-Dichlorobenzene				10.8 U	3100 U	1.7718120805 UJ	1.8857142857 UJ
2,2'-Oxybis (1-chloropropane)				--	--	201.3422818792 U	214.2857142857 U

Table C-18
Sediment Data for University RS Overflow

			Distance to CSO (ft)	589	698	1034	1374
			Location ID	CSO13_CSO-UR-8	LKUNION20	FWLKUN-21645-3	FWLKUN-21645-2
			Area	LWShipCnlLakeUPortB	LWShipCnlLakeUPortB	LWShipCnlLakeUPortB	LWShipCnlLakeUPortB
			CSO	University RS	University RS	University RS	University RS
			Task	KC_CSO_2013	LKUNION	FWLKUN01	FWLKUN01
			Sample ID	L57645-1	8249_19900618	21645-3	21645-2
			Sample Date	03/27/2013	06/18/1990	07/30/2001	07/30/2001
			Depth	0 - 10 cm	0 - 0.02 m	0 - 10 cm	0 - 10 cm
			Sample Type	N	N	N	N
	SMS_Fresh_SCO_2013	SMS_Fresh_CSL_2013					
2,4,5-Trichlorophenol				--	--	161.0738255034 U	171.4285714286 U
2,4,6-Trichlorophenol				--	--	174.4966442953 U	185.7142857143 U
2,4-Dichlorophenol				--	--	214.7651006711 U	228.5714285714 U
2,4-Dimethylphenol				14.5 U	--	93.9597315436 U	100 U
2,4-Dinitrotoluene				--	--	40.2684563758 U	42.8571428571 U
2,6-Dinitrotoluene				--	--	134.2281879195 U	142.8571428571 U
2-Chloronaphthalene				--	--	214.7651006711 U	228.5714285714 U
2-Chlorophenol				--	3100 U	107.3825503356 U	114.2857142857 U
2-Methylnaphthalene				14.5 U	--	--	--
2-Methylphenol (o-Cresol)				14.5 U	--	255.033557047 U	271.4285714286 U
2-Nitrophenol				--	--	201.3422818792 U	214.2857142857 U
4-Bromophenyl-phenyl ether				--	--	120.8053691275 U	128.5714285714 U
4-Chloro-3-methylphenol				--	15000 U	--	--
4-Chlorophenyl phenyl ether				--	--	174.4966442953 U	185.7142857143 U
4-Methylphenol (p-Cresol)	260	2000		72 U	3100 U	214.7651006711 U	228.5714285714 U
Acenaphthene				**46.8**	--	--	--
Acenaphthylene				14.5 U	--	--	--
Aniline				--	--	255.033557047 UJ	271.4285714286 UJ
Anthracene				**18.5**	--	--	--
Benzo(a)anthracene				**31.5**	--	--	--
Benzo(a)pyrene				**32.6**	--	--	--
Benzo(b,j,k)fluoranthenes				**68.6**	--	--	--
Benzo(g,h,i)perylene				**23.5**	--	--	--
Benzoic acid	2900	3800		145 U	15000 U	**718.1208054**	**835.7142857**
Benzyl alcohol				18 U	--	80.5369127517 U	85.7142857143 U
bis(2-Chloroethoxy)methane				--	--	228.1879194631 U	242.8571428571 U
bis(2-Chloroethyl)ether				--	--	201.3422818792 UJ	214.2857142857 UJ
bis(2-Ethylhexyl)phthalate	500	22000		**38.9**	**2200 J**	**65.10067114**	**166.4285714**
Butylbenzyl phthalate				10.8 U	3100 U	80.5369127517 U	85.7142857143 U
Carbazole	900	1100		--	--	--	--
Chrysene				**42.7**	--	--	--
Coprostanol (Cholestan-3-ol (3B, 5B))				--	--	187.9194630872 UJ	200 UJ
Dibenzo(a,h)anthracene				14.5 U	--	--	--

Table C-18
Sediment Data for University RS Overflow

			Distance to CSO (ft)	589	698	1034	1374
			Location ID	CSO13_CSO-UR-8	LKUNION20	FWLKUN-21645-3	FWLKUN-21645-2
			Area	LWShipCnlLakeUPortB	LWShipCnlLakeUPortB	LWShipCnlLakeUPortB	LWShipCnlLakeUPortB
			CSO	University RS	University RS	University RS	University RS
			Task	KC_CSO_2013	LKUNION	FWLKUN01	FWLKUN01
			Sample ID	L57645-1	8249_19900618	21645-3	21645-2
			Sample Date	03/27/2013	06/18/1990	07/30/2001	07/30/2001
			Depth	0 - 10 cm	0 - 0.02 m	0 - 10 cm	0 - 10 cm
			Sample Type	N	N	N	N
	SMS_Fresh_SCO_2013	SMS_Fresh_CSL_2013					
Dibenzofuran	200	680	**19.3**	--	--	--	
Diethyl phthalate			28.8 U	--	80.5369127517 U	85.7142857143 U	
Dimethyl phthalate			14.5 U	--	147.6510067114 U	157.1428571429 U	
Di-n-butyl phthalate	380	1000	28.8 U	3100 U	**57.71812081**	**66.42857143**	
Di-n-octyl phthalate	39	1100	14.5 U	3100 U	107.3825503356 U	114.2857142857 U	
Fluoranthene			**82.6**	--	--	--	
Fluorene			**46.9**	--	--	--	
Hexachlorobenzene			1.45 U	--	8.9261744966 U	9.5 U	
Hexachlorobutadiene (Hexachloro-1,3-butadiene)			7.2 U	--	10.067114094 UJ	10.7142857143 UJ	
Hexachloroethane			--	--	201.3422818792 UJ	214.2857142857 UJ	
Indeno(1,2,3-c,d)pyrene			**20.8**	--	--	--	
Isophorone			--	--	255.033557047 U	271.4285714286 U	
Naphthalene			14.5 U	--	--	--	
Nitrobenzene			--	--	214.7651006711 UJ	228.5714285714 UJ	
n-Nitrosodimethylamine			--	--	268.4563758389 UJ	285.7142857143 UJ	
n-Nitrosodi-n-propylamine			--	3100 U	120.8053691275 U	128.5714285714 U	
n-Nitrosodiphenylamine			18 U	3100 U	268.4563758389 UJ	285.7142857143 UJ	
Pentachlorophenol	1200	1200	108 U	15000 U	67.1140939597 U	71.4285714286 U	
Phenanthrene			**164**	--	--	--	
Phenol	120	210	108 U	--	120.8053691275 U	128.5714285714 U	
Pyrene			**79.5**	--	--	--	
Total Benzofluoranthenes (lab reported total)			--	--	--	--	
Total cPAH TEQ (7 minimum CAEPA 2005) (U = 0)			**45.117**	--	--	--	
Total PAH (SMS Freshwater 2013) (U = 0)	17000	30000	**658**	--	--	--	
Polycyclic Aromatic Hydrocarbons (µg/kg)							
2-Methylnaphthalene			--	3100 U	187.9194630872 U	200 U	
Acenaphthene			--	3100 U	93.9597315436 U	100 U	
Acenaphthylene			--	3100 U	201.3422818792 U	214.2857142857 U	
Anthracene			--	**410 J**	53.6912751678 UJ	**77.85714286**	
Benzo(a)anthracene			--	**470 J**	--	--	
Benzo(a)pyrene			--	**390 J**	**45.43624161**	**245**	
Benzo(b)fluoranthene			--	--	40.2684563758 UJ	**213.5714286**	
Benzo(g,h,i)perylene			--	**330 J**	107.3825503356 UJ	**63.5714285714 J**	

Table C-18
Sediment Data for University RS Overflow

			Distance to CSO (ft)	589	698	1034	1374
			Location ID	CSO13_CSO-UR-8	LKUNION20	FWLKUN-21645-3	FWLKUN-21645-2
			Area	LWShipCnlLakeUPortB	LWShipCnlLakeUPortB	LWShipCnlLakeUPortB	LWShipCnlLakeUPortB
			CSO	University RS	University RS	University RS	University RS
			Task	KC_CSO_2013	LKUNION	FWLKUN01	FWLKUN01
			Sample ID	L57645-1	8249_19900618	21645-3	21645-2
			Sample Date	03/27/2013	06/18/1990	07/30/2001	07/30/2001
			Depth	0 - 10 cm	0 - 0.02 m	0 - 10 cm	0 - 10 cm
			Sample Type	N	N	N	N
	SMS_Fresh_SCO_2013	SMS_Fresh_CSL_2013					
Benzo(k)fluoranthene				--	--	40.2684563758 UJ	**122.8571429**
Carbazole	900	1100		--	--	93.9597315436 U	100 U
Chrysene				--	**620 J**	53.6912751678 U	**215**
Dibenzo(a,h)anthracene				--	3100 U	93.9597315436 UJ	**85.7142857143 J**
Dibenzofuran	200	680		--	3100 U	187.9194630872 U	200 U
Fluoranthene				--	**950 J**	107.3825503356 U	**318.5714286**
Fluorene				--	3100 U	174.4966442953 U	185.7142857143 U
Indeno(1,2,3-c,d)pyrene				--	3100 U	120.8053691275 UJ	**151.4285714**
Naphthalene				--	3100 U	187.9194630872 UJ	200 UJ
Phenanthrene				--	**440 J**	53.6912751678 UJ	**145**
Pyrene				--	**1200 J**	**52.34899329**	**411.4285714**
Total cPAH TEQ (7 minimum CAEPA 2005) (U = 0)				--	**443.2 J**	**45.4362416107 J**	**304.50714285714 J**
Total PAH (SMS Freshwater 2013) (U = 0)	17000	30000		--	**4810 J**	**97.7852348993 J**	**2049.9999999999 J**
Pesticides (µg/kg)							
4,4'-DDD (p,p'-DDD)				**3 J**	**310**	13.4228187919 U	**78.57142857**
4,4'-DDE (p,p'-DDE)				**1.13 J**	160 U	13.4228187919 U	**21.21428571**
4,4'-DDT (p,p'-DDT)				1.08 UJ	**140 J**	13.4228187919 UJ	14.2857142857 UJ
Aldrin				--	79 U	13.4228187919 U	14.2857142857 U
Chlordane				--	--	6.711409396 U	**18.42857143**
Chlordane, alpha- (Chlordane, cis-)				--	790 U	--	--
Chlordane, gamma-				--	790 U	--	--
Chlorpyrifos				--	--	223.4899328859 U	237.8571428571 U
Diazinon				--	--	112.0805369128 U	119.2857142857 U
Dieldrin	4.9	9.3		--	160 U	13.4228187919 U	14.2857142857 U
Disulfoton				--	--	112.0805369128 U	119.2857142857 U
Endosulfan sulfate				--	160 U	13.4228187919 U	14.2857142857 U
Endosulfan, alpha- (I)				--	79 U	13.4228187919 U	14.2857142857 U
Endosulfan, beta (II)				--	160 U	13.4228187919 U	14.2857142857 U
Endrin				--	160 U	13.4228187919 U	14.2857142857 U
Endrin aldehyde				--	--	26.8456375839 UJ	28.5714285714 UJ
Endrin ketone	8.5	8.5		--	160 U	--	--
Heptachlor				--	79 U	6.711409396 U	7.1428571429 U
Heptachlor epoxide				--	79 U	6.711409396 U	7.1428571429 U

Table C-18
Sediment Data for University RS Overflow

			Distance to CSO (ft)	589	698	1034	1374
			Location ID	CSO13_CSO-UR-8	LKUNION20	FWLKUN-21645-3	FWLKUN-21645-2
			Area	LWShipCnlLakeUPortB	LWShipCnlLakeUPortB	LWShipCnlLakeUPortB	LWShipCnlLakeUPortB
			CSO	University RS	University RS	University RS	University RS
			Task	KC_CSO_2013	LKUNION	FWLKUN01	FWLKUN01
			Sample ID	L57645-1	8249_19900618	21645-3	21645-2
			Sample Date	03/27/2013	06/18/1990	07/30/2001	07/30/2001
			Depth	0 - 10 cm	0 - 0.02 m	0 - 10 cm	0 - 10 cm
			Sample Type	N	N	N	N
	SMS_Fresh_SCO_2013	SMS_Fresh_CSL_2013					
Hexachlorocyclohexane (BHC), alpha-			--	79 U	6.711409396 U	7.1428571429 U	
Hexachlorocyclohexane (BHC), beta-	7.2	11	--	79 U	6.711409396 U	7.1428571429 U	
Hexachlorocyclohexane (BHC), delta-			--	79 U	6.711409396 U	7.1428571429 U	
Hexachlorocyclohexane (BHC), gamma- (Lindane)			--	79 U	6.711409396 U	7.1428571429 U	
Malathion			--	--	335.5704697987 U	357.1428571429 U	
Methoxychlor			--	790 U	67.1140939597 U	71.4285714286 U	
Methyl parathion			--	--	335.5704697987 U	357.1428571429 U	
Parathion			--	--	335.5704697987 U	357.1428571429 U	
Phorate			--	--	223.4899328859 U	237.8571428571 U	
Toxaphene			--	1600 U	134.2281879195 U	142.8571428571 U	
Sum DDD (U = 0)	310	860	**3 J**	**310**	13.4228187919 U	**78.57142857**	
Sum DDE (U = 0)	21	33	**1.13 J**	160 U	13.4228187919 U	**21.21428571**	
Sum DDT (U = 0)	100	8100	1.08 UJ	**140 J**	13.4228187919 UJ	14.2857142857 UJ	
Herbicides (µg/kg)							
2,2-Dichloropropionic acid (Dalapon)			--	--	40.2684563758 UJ	47.1428571429 UJ	
2,4,5-T (2,4,5-Trichlorophenoxyacetic acid)			--	--	40.2684563758 U	47.1428571429 U	
2,4,5-TP (Silvex)			--	--	40.2684563758 U	47.1428571429 U	
2,4-D (2,4-Dichlorophenoxyacetic acid)			--	--	40.2684563758 U	47.1428571429 U	
2,4-DB (2,4-D derivative)			--	--	40.2684563758 U	47.1428571429 U	
Dicamba			--	--	40.2684563758 U	47.1428571429 U	
Dichlorprop			--	--	40.2684563758 U	47.1428571429 U	
Dinoseb			--	--	40.2684563758 U	47.1428571429 U	
Mecoprop (MCPP)			--	--	40.2684563758 U	47.1428571429 U	
Mephanac (MCPA)			--	--	40.2684563758 U	47.1428571429 U	
PCB Aroclors (µg/kg)							
Aroclor 1016			10.8 U	790 U	16.7785234899 U	17.8571428571 U	
Aroclor 1221			10.8 U	790 U	33.5570469799 U	35.7142857143 U	
Aroclor 1232			10.8 U	790 U	33.5570469799 U	35.7142857143 U	
Aroclor 1242			10.8 U	790 U	16.7785234899 U	17.8571428571 U	
Aroclor 1248			10.8 U	790 U	16.7785234899 U	17.8571428571 U	
Aroclor 1254			**13.5**	1600 U	16.7785234899 U	**122.8571429**	
Aroclor 1260			**7 J**	1600 U	16.7785234899 U	**107.8571429**	
Total PCB Aroclors (SMS Freshwater 2013) (U = 0)	110	2500	**20.5 J**	1600 U	33.5570469799 U	**230.7142857**	

Table C-18
Sediment Data for University RS Overflow

		Distance to CSO (ft)	589	698	1034	1374
		Location ID	CSO13_CSO-UR-8	LKUNION20	FWLKUN-21645-3	FWLKUN-21645-2
		Area	LWShipCnlLakeUPortB	LWShipCnlLakeUPortB	LWShipCnlLakeUPortB	LWShipCnlLakeUPortB
		CSO	University RS	University RS	University RS	University RS
		Task	KC_CSO_2013	LKUNION	FWLKUN01	FWLKUN01
		Sample ID	L57645-1	8249_19900618	21645-3	21645-2
		Sample Date	03/27/2013	06/18/1990	07/30/2001	07/30/2001
		Depth	0 - 10 cm	0 - 0.02 m	0 - 10 cm	0 - 10 cm
		Sample Type	N	N	N	N
	SMS_Fresh_SCO_2013	SMS_Fresh_CSL_2013				
Total Petroleum Hydrocarbons (mg/kg)						
Diesel range hydrocarbons	340	510	--	--	--	--
Lube oil			--	--	--	**864.2857143**
Oil and grease			--	--	--	--
Pharmaceuticals and Personal Care Products (µg/kg)						
Caffeine			--	--	80.5369127517 U	85.7142857143 U

Notes:

Detected concentration is greater than SMS_Fresh_SCO_2013 screening level

Detected concentration is greater than SMS_Fresh_CSL_2013 screening level

Bold = Detected result

J = Estimated value

U = Compound analyzed, but not detected above detection limit

UJ = Compound analyzed, but not detected above estimated detection limit

R = Rejected

Table C-19
Sediment Data for Montlake RS Overflow

		Distance to CSO (ft)	31	36	75	121	122
		Location ID	CSO11_CSO-ML-1	KCM-KTVP01	CSO11_CSO-ML-4	CSO11_CSO-ML-7	CSO11_CSO-ML-5
		Area	LWShipCnlLakeUPortB	LWShipCnlLakeUPortB	LWShipCnlLakeUPortB	LWShipCnlLakeUPortB	LWShipCnlLakeUPortB
		CSO	Montlake RS	Montlake RS	Montlake RS	Montlake RS	Montlake RS
		Task	KC_CSO_2011	KC_old	KC_CSO_2011	KC_CSO_2011	KC_CSO_2011
		Sample ID	L54227-15	8900564	L54227-18	L54227-21	L54227-19
		Sample Date	10/10/2011	05/30/1989	10/10/2011	10/10/2011	10/10/2011
		Depth	0 - 9 cm	0 - 2 cm	0 - 10 cm	0 - 10 cm	0 - 10 cm
		Sample Type	N	N	N	N	N
	SMS_Fresh_SCO_2013	SMS_Fresh_CSL_2013					
Conventional Parameters (mg/kg)							
Sulfide	39	61	--	--	--	--	--
Conventional Parameters (pct)							
Total organic carbon			**0.254**	--	**0.213**	**0.415**	**0.238**
Total solids			**73.2**	--	**78.7**	**73.7**	**79.1**
Grain Size (pct)							
Pebble			**0.6 J**	--	**6.6**	**9.5**	0.1 U
Granule (very fine gravel)			**0.9 J**	--	**0.4 J**	**0.5 J**	0.1 U
Sand			--	--	--	--	--
Sand, very coarse			**1.7**	--	**5.1**	**5.3**	**4.5**
Sand, coarse			**3.6**	--	**10.9**	**6.7**	**15.8**
Sand, medium			**20.3**	--	**21.2**	**14.8**	**26.1**
Sand, fine			**56.3**	--	**47**	**48.6**	**39.4**
Sand, very fine			**13.6**	--	**8**	**13.5**	**11.2**
Silt			--	--	--	--	--
Silt, coarse			**1.1 J**	--	**0.7 J**	**1.1 J**	**1.3**
Silt, medium			0.6 U	--	0.6 U	0.7 U	0.6 U
Silt, fine			0.6 U	--	0.6 U	0.7 U	0.6 U
Silt, very fine			0.6 U	--	0.6 U	0.7 U	0.6 U
Clay			--	--	--	--	--
Clay, coarse			0.6 U	--	0.6 U	0.7 U	**0.6 J**
Clay, medium			0.6 U	--	0.6 U	0.7 U	0.6 U
Clay, fine			**1.9**	--	**1.8**	**2.7**	**1.9**
Metals (mg/kg)							
Antimony			0.1 UJ	--	0.099 UJ	**3.54 J**	0.096 UJ
Arsenic	14	120	**2.43**	--	**3**	**29.6 J**	**2.57**
Cadmium	2.1	5.4	**0.057 J**	--	**0.053 J**	**0.18**	**0.057 J**
Chromium	72	88	**13.8**	--	**16.9**	**14.4**	**11.5**
Copper	400	1200	**21.4**	--	**11.4**	**65.1 J**	**10.6**
Lead	360	1300	**30.2**	--	**22.4**	**112**	**85**
Mercury	0.66	0.8	**0.036 J**	--	**0.025 J**	**0.089**	**0.0666**
Nickel	26	110	**21.9**	--	**20.3**	**21.7**	**22.5**

Table C-19
Sediment Data for Montlake RS Overflow

			Distance to CSO (ft)	31	36	75	121	122
			Location ID	CSO11_CSO-ML-1	KCM-KTVP01	CSO11_CSO-ML-4	CSO11_CSO-ML-7	CSO11_CSO-ML-5
			Area	LWShipCnlLakeUPortB	LWShipCnlLakeUPortB	LWShipCnlLakeUPortB	LWShipCnlLakeUPortB	LWShipCnlLakeUPortB
			CSO	Montlake RS	Montlake RS	Montlake RS	Montlake RS	Montlake RS
			Task	KC_CSO_2011	KC_old	KC_CSO_2011	KC_CSO_2011	KC_CSO_2011
			Sample ID	L54227-15	8900564	L54227-18	L54227-21	L54227-19
			Sample Date	10/10/2011	05/30/1989	10/10/2011	10/10/2011	10/10/2011
			Depth	0 - 9 cm	0 - 2 cm	0 - 10 cm	0 - 10 cm	0 - 10 cm
			Sample Type	N	N	N	N	N
	SMS_Fresh_SCO_2013	SMS_Fresh_CSL_2013						
Silver	0.57	1.7		**0.038 J**	--	**0.029 J**	**0.247 J**	**0.033 J**
Zinc	3200	4200		**66**	--	**59.3**	**202 J**	**39.9**
Volatile Organics (µg/kg)								
1,1,1-Trichloroethane				--	6.49 U	--	--	--
1,1,2,2-Tetrachloroethane				--	6.49 U	--	--	--
1,1,2-Trichloroethane				--	6.49 U	--	--	--
1,1-Dichloroethane				--	6.49 U	--	--	--
1,1-Dichloroethene				--	6.49 U	--	--	--
1,2-Dichloroethane				--	6.49 U	--	--	--
1,2-Dichloroethene				--	--	--	--	--
1,2-Dichloroethene, trans-				--	6.49 U	--	--	--
1,2-Dichloropropane				--	6.49 U	--	--	--
1,3-Dichloropropene, cis-				--	6.49 U	--	--	--
1,3-Dichloropropene, trans-				--	6.49 U	--	--	--
2,3,5-Trichlorophenol				--	84.41 U	--	--	--
2-Butanone (MEK)				--	**106.49**	--	--	--
2-Chloroethylvinyl ether				--	6.49 U	--	--	--
2-Hexanone (Methyl butyl ketone)				--	32.46 U	--	--	--
Acetone				--	32.46 U	--	--	--
Acrolein				--	32.46 U	--	--	--
Acrylonitrile				--	32.46 U	--	--	--
Benzene				--	6.49 U	--	--	--
Bromodichloromethane				--	6.49 U	--	--	--
Bromoform (Tribromomethane)				--	6.49 U	--	--	--
Bromomethane (Methyl bromide)				--	6.49 U	--	--	--
Carbon disulfide				--	6.49 U	--	--	--
Carbon tetrachloride (Tetrachloromethane)				--	6.49 U	--	--	--
Chlorobenzene				--	**7.66 J**	--	--	--
Chloroethane				--	6.49 U	--	--	--
Chloroform				--	**16.88**	--	--	--
Chloromethane				--	6.49 U	--	--	--
Dibromochloromethane				--	6.49 U	--	--	--

Table C-19
Sediment Data for Montlake RS Overflow

		Distance to CSO (ft)	31	36	75	121	122
		Location ID	CSO11_CSO-ML-1	KCM-KTVP01	CSO11_CSO-ML-4	CSO11_CSO-ML-7	CSO11_CSO-ML-5
		Area	LWShipCnlLakeUPortB	LWShipCnlLakeUPortB	LWShipCnlLakeUPortB	LWShipCnlLakeUPortB	LWShipCnlLakeUPortB
		CSO	Montlake RS	Montlake RS	Montlake RS	Montlake RS	Montlake RS
		Task	KC_CSO_2011	KC_old	KC_CSO_2011	KC_CSO_2011	KC_CSO_2011
		Sample ID	L54227-15	8900564	L54227-18	L54227-21	L54227-19
		Sample Date	10/10/2011	05/30/1989	10/10/2011	10/10/2011	10/10/2011
		Depth	0 - 9 cm	0 - 2 cm	0 - 10 cm	0 - 10 cm	0 - 10 cm
		Sample Type	N	N	N	N	N
	SMS_Fresh_SCO_2013	SMS_Fresh_CSL_2013					
Dichloromethane (Methylene chloride)			--	**79.22**	--	--	--
Ethylbenzene			--	6.49 U	--	--	--
Methyl isobutyl ketone (4-Methyl-2-pentanone or (MIBK))			--	32.46 U	--	--	--
Styrene			--	6.49 U	--	--	--
Tetrachloroethene (PCE)			--	6.49 U	--	--	--
Toluene			--	6.49 U	--	--	--
Total xylene (reported, not calculated)			--	6.49 U	--	--	--
Trichloroethene (TCE)			--	6.49 U	--	--	--
Trichlorofluoromethane (Fluorotrichloromethane)			--	6.49 U	--	--	--
Vinyl acetate			--	32.46 U	--	--	--
Vinyl chloride			--	6.49 U	--	--	--
Semivolatile Organics (µg/kg)							
1,2,4-Trichlorobenzene			0.72 U	11.03 U	0.67 U	0.72 U	0.67 U
1,2-Dichlorobenzene			7.28 U	11.03 U	6.77 U	7.23 U	6.74 U
1,2-Diphenylhydrazine			--	43.5 U	--	--	--
1,3-Dichlorobenzene			--	11.03 U	--	--	--
1,4-Dichlorobenzene			10.9 U	**42.85**	10.2 U	10.9 U	10.1 U
2,2'-Oxybis (2-choloropropane)			--	43.5 U	--	--	--
2,3,6-Trichlorophenol			--	84.41 U	--	--	--
2,4-Dichlorophenol			--	21.42 U	--	--	--
2,4-Dimethylphenol			7.2 U	21.42 U	6.7 U	7.2 U	6.7 U
2,4-Dinitrophenol			--	43.5 U	--	--	--
2,4-Dinitrotoluene			--	8.44 U	--	--	--
2,6-Dinitrotoluene			--	8.44 U	--	--	--
2-Chloronaphthalene			--	11.03 U	--	--	--
2-Chlorophenol			--	43.5 U	--	--	--
2-Methylnaphthalene			7.2 U	--	6.7 U	7.2 U	6.7 U
2-Methylphenol (o-Cresol)			7.2 U	21.42 U	6.7 U	7.2 U	6.7 U
2-Nitroaniline			--	64.93 U	--	--	--
2-Nitrophenol			--	21.42 U	--	--	--
3-Nitroaniline			--	64.93 U	--	--	--
4-Bromophenyl-phenyl ether			--	6.49 U	--	--	--

Table C-19
Sediment Data for Montlake RS Overflow

			Distance to CSO (ft)	31	36	75	121	122
			Location ID	CSO11_CSO-ML-1	KCM-KTVP01	CSO11_CSO-ML-4	CSO11_CSO-ML-7	CSO11_CSO-ML-5
			Area	LWShipCnlLakeUPortB	LWShipCnlLakeUPortB	LWShipCnlLakeUPortB	LWShipCnlLakeUPortB	LWShipCnlLakeUPortB
			CSO	Montlake RS	Montlake RS	Montlake RS	Montlake RS	Montlake RS
			Task	KC_CSO_2011	KC_old	KC_CSO_2011	KC_CSO_2011	KC_CSO_2011
			Sample ID	L54227-15	8900564	L54227-18	L54227-21	L54227-19
			Sample Date	10/10/2011	05/30/1989	10/10/2011	10/10/2011	10/10/2011
			Depth	0 - 9 cm	0 - 2 cm	0 - 10 cm	0 - 10 cm	0 - 10 cm
			Sample Type	N	N	N	N	N
	SMS_Fresh_SCO_2013	SMS_Fresh_CSL_2013						
4-Chloro-3-methylphenol				--	43.5 U	--	--	--
4-Chloroaniline				--	43.5 U	--	--	--
4-Chlorophenyl phenyl ether				--	11.03 U	--	--	--
4-Methylphenol (p-Cresol)	260	2000		37 U	**94.8**	34 U	37 U	34 U
4-Nitroaniline				--	64.93 U	--	--	--
4-Nitrophenol				--	43.5 U	--	--	--
Acenaphthene				7.2 U	--	6.7 U	7.2 U	6.7 U
Acenaphthylene				7.2 U	--	6.7 U	7.2 U	6.7 U
Aniline				--	43.5 U	--	--	--
Anthracene				**8.6 J**	--	**12 J**	**9.4 J**	**9 J**
Benzidine				--	519.48 U	--	--	--
Benzo(a)anthracene				**29.9**	--	**33.3**	**25.9**	**29.7**
Benzo(a)pyrene				**45.4**	--	**35.2**	**33.8**	**36.2**
Benzo(g,h,i)perylene				**31**	--	**18.8**	**18.9**	**21**
Benzoic acid	2900	3800		146 U	**75.32 J**	**325**	**328**	**140**
Benzyl alcohol				18.2 U	21.42 U	16.9 U	18 U	16.8 U
bis(2-Chloroethoxy)methane				--	21.42 U	--	--	--
bis(2-Chloroethyl)ether				--	21.42 U	--	--	--
bis(2-Ethylhexyl)phthalate	500	22000		68.4 UJ	**506.49**	59.2 UJ	204 UJ	58 UJ
Butylbenzyl phthalate				10.9 U	11.03 U	10.2 U	10.9 U	10.1 U
Chrysene				**29.5**	--	**26.8**	**25.1**	**27.4**
Dibenzo(a,h)anthracene				**11 J**	--	**9.1 J**	7.2 U	**9.6 J**
Dibenzofuran	200	680		7.2 U	--	6.7 U	7.2 U	6.7 U
Diethyl phthalate				15 U	21.42 U	14 U	15 U	14 U
Dimethyl phthalate				14.6 U	6.49 U	13.6 U	14.5 U	13.5 U
Di-n-butyl phthalate	380	1000		22 UJ	21.42 U	20 UJ	22 UJ	20 UJ
Dinitro-o-cresol (4,6-Dinitro-2-methylphenol)				--	43.5 U	--	--	--
Di-n-octyl phthalate	39	1100		14.6 U	11.03 U	13.6 U	14.5 U	13.5 U
Fluoranthene				**43**	--	**62.1**	**49.8**	**58.7**
Fluorene				7.2 U	--	6.7 U	7.2 U	6.7 U
Hexachlorobenzene				0.72 U	11.03 U	0.67 U	0.72 U	0.67 U
Hexachlorobutadiene (Hexachloro-1,3-butadiene)				3.7 U	21.42 U	3.4 U	3.7 U	3.4 U

Table C-19
Sediment Data for Montlake RS Overflow

			Distance to CSO (ft)	31	36	75	121	122
			Location ID	CSO11_CSO-ML-1	KCM-KTVP01	CSO11_CSO-ML-4	CSO11_CSO-ML-7	CSO11_CSO-ML-5
			Area	LWShipCnlLakeUPortB	LWShipCnlLakeUPortB	LWShipCnlLakeUPortB	LWShipCnlLakeUPortB	LWShipCnlLakeUPortB
			CSO	Montlake RS	Montlake RS	Montlake RS	Montlake RS	Montlake RS
			Task	KC_CSO_2011	KC_old	KC_CSO_2011	KC_CSO_2011	KC_CSO_2011
			Sample ID	L54227-15	8900564	L54227-18	L54227-21	L54227-19
			Sample Date	10/10/2011	05/30/1989	10/10/2011	10/10/2011	10/10/2011
			Depth	0 - 9 cm	0 - 2 cm	0 - 10 cm	0 - 10 cm	0 - 10 cm
			Sample Type	N	N	N	N	N
	SMS_Fresh_SCO_2013	SMS_Fresh_CSL_2013						
Hexachlorocyclopentadiene				--	21.42 U	--	--	--
Hexachloroethane				--	21.42 U	--	--	--
Indeno(1,2,3-c,d)pyrene				**22.5**	--	**14.4**	**14.7**	**16.6**
Isophorone				--	21.42 U	--	--	--
Naphthalene				7.2 U	--	6.7 U	7.2 U	6.7 U
Nitrobenzene				--	21.42 U	--	--	--
n-Nitrosodimethylamine				--	64.93 U	--	--	--
n-Nitrosodi-n-propylamine				--	21.42 U	--	--	--
n-Nitrosodiphenylamine				18.2 U	22.07 U	16.9 U	18 U	16.8 U
Pentachlorophenol	1200	1200		109 U	21.42 U	102 U	109 U	101 U
Phenanthrene				**12 J**	--	**29.6**	**17.5**	**21.6**
Phenol	120	210		37 U	64.93 U	34 U	37 U	34 U
Pyrene				**43.6**	--	**53**	**43.6**	**48.2**
Total Benzofluoranthenes (lab reported total)				**73.6**	--	**57.3**	**61.1**	**64**
Total cPAH TEQ (7 minimum CAEPA 2005) (U = 0)				**59.395 J**	--	**46.878 J**	**44.221**	**48.464 J**
Total PAH (SMS Freshwater 2013) (U = 0)	17000	30000		**350.1 J**	--	**351.6 J**	**299.8 J**	**342 J**
Polycyclic Aromatic Hydrocarbons (µg/kg)								
2-Methylnaphthalene				--	32.46 U	--	--	--
Acenaphthene				--	**12.98 J**	--	--	--
Acenaphthylene				--	11.03 U	--	--	--
Anthracene				--	**272.72**	--	--	--
Benzo(a)anthracene				--	**363.63**	--	--	--
Benzo(a)pyrene				--	**207.79**	--	--	--
Benzo(b)fluoranthene				--	**259.74**	--	--	--
Benzo(g,h,i)perylene				--	**114.28**	--	--	--
Benzo(k)fluoranthene				--	**337.66**	--	--	--
Chrysene				--	**415.58**	--	--	--
Dibenzo(a,h)anthracene				--	32.46 U	--	--	--
Dibenzofuran	200	680		--	21.42 U	--	--	--
Fluoranthene				--	**753.24**	--	--	--
Fluorene				--	**36.36**	--	--	--
Indeno(1,2,3-c,d)pyrene				--	**106.49**	--	--	--

Table C-19
Sediment Data for Montlake RS Overflow

Distance to CSO (ft)			**31**	**36**	**75**	**121**	**122**
Location ID			**CSO11_CSO-ML-1**	**KCM-KTVP01**	**CSO11_CSO-ML-4**	**CSO11_CSO-ML-7**	**CSO11_CSO-ML-5**
Area			**LWShipCnlLakeUPortB**	**LWShipCnlLakeUPortB**	**LWShipCnlLakeUPortB**	**LWShipCnlLakeUPortB**	**LWShipCnlLakeUPortB**
CSO			**Montlake RS**	**Montlake RS**	**Montlake RS**	**Montlake RS**	**Montlake RS**
Task			**KC_CSO_2011**	**KC_old**	**KC_CSO_2011**	**KC_CSO_2011**	**KC_CSO_2011**
Sample ID			**L54227-15**	**8900564**	**L54227-18**	**L54227-21**	**L54227-19**
Sample Date			**10/10/2011**	**05/30/1989**	**10/10/2011**	**10/10/2011**	**10/10/2011**
Depth			**0 - 9 cm**	**0 - 2 cm**	**0 - 10 cm**	**0 - 10 cm**	**0 - 10 cm**
Sample Type			**N**	**N**	**N**	**N**	**N**
	SMS_Fresh_SCO_2013	**SMS_Fresh_CSL_2013**					
Naphthalene			--	32.46 U	--	--	--
Phenanthrene			--	**311.68**	--	--	--
Pyrene			--	**870.12**	--	--	--
Total cPAH TEQ (7 minimum CAEPA 2005) (U = 0)			--	**318.6978**	--	--	--
Total PAH (SMS Freshwater 2013) (U = 0)	17000	30000	--	**4062.27 J**	--	--	--
Pesticides (µg/kg)							
4,4'-DDD (p,p'-DDD)			--	2.14 U	--	--	--
4,4'-DDE (p,p'-DDE)			--	2.14 U	--	--	--
4,4'-DDT (p,p'-DDT)			--	2.14 U	--	--	--
Aldrin			--	2.14 U	--	--	--
Chlordane			--	11.03 U	--	--	--
Chlordane, alpha- (Chlordane, cis-)			--	--	--	--	--
Chlordane, gamma-			--	--	--	--	--
Dieldrin	4.9	9.3	--	2.14 U	--	--	--
Endosulfan sulfate			--	2.14 U	--	--	--
Endosulfan, alpha- (I)			--	2.14 U	--	--	--
Endosulfan, beta (II)			--	2.14 U	--	--	--
Endrin			--	2.14 U	--	--	--
Endrin aldehyde			--	2.14 U	--	--	--
Endrin ketone	8.5	8.5	--	--	--	--	--
Heptachlor			--	2.14 U	--	--	--
Heptachlor epoxide			--	2.14 U	--	--	--
Hexachlorocyclohexane (BHC), alpha-			--	2.14 U	--	--	--
Hexachlorocyclohexane (BHC), beta-	7.2	11	--	2.14 U	--	--	--
Hexachlorocyclohexane (BHC), delta-			--	2.14 U	--	--	--
Hexachlorocyclohexane (BHC), gamma- (Lindane)			--	2.14 U	--	--	--
Methoxychlor			--	11.03 U	--	--	--
Toxaphene			--	21.42 U	--	--	--
Sum DDD (U = 0)	310	860	--	2.14 U	--	--	--
Sum DDE (U = 0)	21	33	--	2.14 U	--	--	--
Sum DDT (U = 0)	100	8100	--	2.14 U	--	--	--

Table C-19
Sediment Data for Montlake RS Overflow

		Distance to CSO (ft)	31	36	75	121	122
		Location ID	CSO11_CSO-ML-1	KCM-KTVP01	CSO11_CSO-ML-4	CSO11_CSO-ML-7	CSO11_CSO-ML-5
		Area	LWShipCnlLakeUPortB	LWShipCnlLakeUPortB	LWShipCnlLakeUPortB	LWShipCnlLakeUPortB	LWShipCnlLakeUPortB
		CSO	Montlake RS	Montlake RS	Montlake RS	Montlake RS	Montlake RS
		Task	KC_CSO_2011	KC_old	KC_CSO_2011	KC_CSO_2011	KC_CSO_2011
		Sample ID	L54227-15	8900564	L54227-18	L54227-21	L54227-19
		Sample Date	10/10/2011	05/30/1989	10/10/2011	10/10/2011	10/10/2011
		Depth	0 - 9 cm	0 - 2 cm	0 - 10 cm	0 - 10 cm	0 - 10 cm
		Sample Type	N	N	N	N	N
	SMS_Fresh_SCO_2013	SMS_Fresh_CSL_2013					
PCB Aroclors (µg/kg)							
Aroclor 1016			1.8 U	21.42 U	1.7 U	1.8 U	1.6 U
Aroclor 1221			3.7 U	21.42 U	3.4 U	3.7 U	3.4 U
Aroclor 1232			3.7 U	21.42 U	3.4 U	3.7 U	3.4 U
Aroclor 1242			1.8 U	21.42 U	1.7 U	1.8 U	1.6 U
Aroclor 1248			1.8 U	21.42 U	1.7 U	1.8 U	1.6 U
Aroclor 1254			1.8 U	21.42 U	1.7 U	**2.3 J**	1.6 U
Aroclor 1260			1.8 U	**29.87 J**	1.7 U	**2.2 J**	1.6 U
Total PCB Aroclors (SMS Freshwater 2013) (U = 0)	110	2500	3.7 U	**29.87 J**	3.4 U	**4.5 J**	3.4 U

Table C-19
Sediment Data for Montlake RS Overflow

			Distance to CSO (ft)	128	305	313	340	743
			Location ID	CSO11_CSO-ML-3	CSO11_CSO-ML-6	CSO11_CSO-ML-2	LKUNION21	LKWA-PB
			Area	LWShipCnlLakeUPortB	LWShipCnlLakeUPortB	LWShipCnlLakeUPortB	LWShipCnlLakeUPortB	LWShipCnlLakeUPortB
			CSO	Montlake RS	Montlake RS	Montlake RS	Montlake RS	Montlake RS
			Task	KC_CSO_2011	KC_CSO_2011	KC_CSO_2011	LKUNION	PbTrends08
			Sample ID	L54227-17	L54227-20	L54227-16	8250_19900618	8244334_20080512
			Sample Date	10/10/2011	10/10/2011	10/10/2011	06/18/1990	05/12/2008
			Depth	0 - 10 cm	0 - 7 cm	0 - 10 cm	0 - 0.02 m	
			Sample Type	N	N	N	N	N
	SMS_Fresh_SCO_2013	SMS_Fresh_CSL_2013						
Conventional Parameters (mg/kg)								
Sulfide	39	61	--	--	--	**34**	--	
Conventional Parameters (pct)								
Total organic carbon			**0.753**	**0.207**	**0.342**	**12**	--	
Total solids			**71.3**	**80.2**	**77.8**	**33**	--	
Grain Size (pct)								
Pebble			**9.9**	**26.2**	**3.9**	--	--	
Granule (very fine gravel)			**1.2 J**	**2.2**	**1.4**	--	--	
Sand			--	--	--	**88**	--	
Sand, very coarse			**4.2**	**8.9**	**7.2**	--	--	
Sand, coarse			**9.6**	**9.2**	**9.6**	--	--	
Sand, medium			**18.3**	**13.4**	**17.6**	--	--	
Sand, fine			**40.8**	**30.9**	**38.8**	--	--	
Sand, very fine			**11.7**	**9.9**	**17.5**	--	--	
Silt			--	--	--	**8**	--	
Silt, coarse			**1.3 J**	**1 J**	**1.8**	--	--	
Silt, medium			0.8 U	0.6 U	0.6 U	--	--	
Silt, fine			0.8 U	0.6 U	0.6 U	--	--	
Silt, very fine			0.8 U	**0.6 J**	0.6 U	--	--	
Clay			--	--	--	**4**	--	
Clay, coarse			0.8 U	**0.6 J**	0.6 U	--	--	
Clay, medium			0.8 U	0.6 U	0.6 U	--	--	
Clay, fine			**3.4**	**2.5**	0.6 U	--	--	
Metals (mg/kg)								
Antimony			**0.45 J**	0.09 UJ	**0.27 J**	--	--	
Arsenic	14	120	**6.68**	**1.75**	**4.85**	20 U	--	
Cadmium	2.1	5.4	**0.109**	**0.054 J**	**0.077 J**	**0.6 J**	--	
Chromium	72	88	**14.6**	**12.3**	**13.4**	27.4 U	--	
Copper	400	1200	**50.5**	**13**	**14.9**	**30**	--	
Lead	360	1300	**565**	**15.2**	**43.7**	**91**	1 U	
Mercury	0.66	0.8	**0.0732**	**0.036 J**	**0.045 J**	**0.16**	--	
Nickel	26	110	**21**	**20.8**	**23.9**	**26.8**	--	

Table C-19
Sediment Data for Montlake RS Overflow

			Distance to CSO (ft)	128	305	313	340	743
			Location ID	CSO11_CSO-ML-3	CSO11_CSO-ML-6	CSO11_CSO-ML-2	LKUNION21	LKWA-PB
			Area	LWShipCnlLakeUPortB	LWShipCnlLakeUPortB	LWShipCnlLakeUPortB	LWShipCnlLakeUPortB	LWShipCnlLakeUPortB
			CSO	Montlake RS	Montlake RS	Montlake RS	Montlake RS	Montlake RS
			Task	KC_CSO_2011	KC_CSO_2011	KC_CSO_2011	LKUNION	PbTrends08
			Sample ID	L54227-17	L54227-20	L54227-16	8250_19900618	8244334_20080512
			Sample Date	10/10/2011	10/10/2011	10/10/2011	06/18/1990	05/12/2008
			Depth	0 - 10 cm	0 - 7 cm	0 - 10 cm	0 - 0.02 m	
			Sample Type	N	N	N	N	N
	SMS_Fresh_SCO_2013	SMS_Fresh_CSL_2013						
Silver	0.57	1.7		**0.1**	**0.021 J**	**0.06 J**	--	--
Zinc	3200	4200		**265**	**28.1**	**62.6**	**84**	--
Volatile Organics (µg/kg)								
1,1,1-Trichloroethane				--	--	--	11 U	--
1,1,2,2-Tetrachloroethane				--	--	--	11 U	--
1,1,2-Trichloroethane				--	--	--	11 U	--
1,1-Dichloroethane				--	--	--	11 U	--
1,1-Dichloroethene				--	--	--	11 U	--
1,2-Dichloroethane				--	--	--	11 U	--
1,2-Dichloroethene				--	--	--	11 U	--
1,2-Dichloroethene, trans-				--	--	--	--	--
1,2-Dichloropropane				--	--	--	11 U	--
1,3-Dichloropropene, cis-				--	--	--	11 U	--
1,3-Dichloropropene, trans-				--	--	--	11 U	--
2,3,5-Trichlorophenol				--	--	--	--	--
2-Butanone (MEK)				--	--	--	22 U	--
2-Chloroethylvinyl ether				--	--	--	--	--
2-Hexanone (Methyl butyl ketone)				--	--	--	22 U	--
Acetone				--	--	--	**36 J**	--
Acrolein				--	--	--	--	--
Acrylonitrile				--	--	--	--	--
Benzene				--	--	--	11 U	--
Bromodichloromethane				--	--	--	11 U	--
Bromoform (Tribromomethane)				--	--	--	11 U	--
Bromomethane (Methyl bromide)				--	--	--	22 U	--
Carbon disulfide				--	--	--	11 U	--
Carbon tetrachloride (Tetrachloromethane)				--	--	--	11 U	--
Chlorobenzene				--	--	--	11 U	--
Chloroethane				--	--	--	22 U	--
Chloroform				--	--	--	11 U	--
Chloromethane				--	--	--	22 U	--
Dibromochloromethane				--	--	--	11 U	--

Table C-19
Sediment Data for Montlake RS Overflow

			Distance to CSO (ft)	128	305	313	340	743
			Location ID	CSO11_CSO-ML-3	CSO11_CSO-ML-6	CSO11_CSO-ML-2	LKUNION21	LKWA-PB
			Area	LWShipCnlLakeUPortB	LWShipCnlLakeUPortB	LWShipCnlLakeUPortB	LWShipCnlLakeUPortB	LWShipCnlLakeUPortB
			CSO	Montlake RS	Montlake RS	Montlake RS	Montlake RS	Montlake RS
			Task	KC_CSO_2011	KC_CSO_2011	KC_CSO_2011	LKUNION	PbTrends08
			Sample ID	L54227-17	L54227-20	L54227-16	8250_19900618	8244334_20080512
			Sample Date	10/10/2011	10/10/2011	10/10/2011	06/18/1990	05/12/2008
			Depth	0 - 10 cm	0 - 7 cm	0 - 10 cm	0 - 0.02 m	
			Sample Type	N	N	N	N	N
	SMS_Fresh_SCO_2013	SMS_Fresh_CSL_2013						
Dichloromethane (Methylene chloride)				--	--	--	11 U	--
Ethylbenzene				--	--	--	11 U	--
Methyl isobutyl ketone (4-Methyl-2-pentanone or (MIBK))				--	--	--	22 U	--
Styrene				--	--	--	11 U	--
Tetrachloroethene (PCE)				--	--	--	11 U	--
Toluene				--	--	--	11 U	--
Total xylene (reported, not calculated)				--	--	--	11 U	--
Trichloroethene (TCE)				--	--	--	11 U	--
Trichlorofluoromethane (Fluorotrichloromethane)				--	--	--	--	--
Vinyl acetate				--	--	--	22 U	--
Vinyl chloride				--	--	--	22 U	--
Semivolatile Organics (µg/kg)								
1,2,4-Trichlorobenzene				0.74 U	0.66 U	0.68 U	1900 U	--
1,2-Dichlorobenzene				7.48 U	6.65 U	6.85 U	--	--
1,2-Diphenylhydrazine				--	--	--	--	--
1,3-Dichlorobenzene				--	--	--	--	--
1,4-Dichlorobenzene				11.2 U	9.98 U	10.3 U	19000 U	--
2,2'-Oxybis (2-choloropropane)				--	--	--	--	--
2,3,6-Trichlorophenol				--	--	--	--	--
2,4-Dichlorophenol				--	--	--	--	--
2,4-Dimethylphenol				7.4 U	6.6 U	6.8 U	--	--
2,4-Dinitrophenol				--	--	--	--	--
2,4-Dinitrotoluene				--	--	--	--	--
2,6-Dinitrotoluene				--	--	--	--	--
2-Chloronaphthalene				--	--	--	--	--
2-Chlorophenol				--	--	--	1900 U	--
2-Methylnaphthalene				7.4 U	6.6 U	6.8 U	--	--
2-Methylphenol (o-Cresol)				7.4 U	6.6 U	6.8 U	--	--
2-Nitroaniline				--	--	--	--	--
2-Nitrophenol				--	--	--	--	--
3-Nitroaniline				--	--	--	--	--
4-Bromophenyl-phenyl ether				--	--	--	--	--

Table C-19
Sediment Data for Montlake RS Overflow

			Distance to CSO (ft)	128	305	313	340	743
			Location ID	CSO11_CSO-ML-3	CSO11_CSO-ML-6	CSO11_CSO-ML-2	LKUNION21	LKWA-PB
			Area	LWShipCnlLakeUPortB	LWShipCnlLakeUPortB	LWShipCnlLakeUPortB	LWShipCnlLakeUPortB	LWShipCnlLakeUPortB
			CSO	Montlake RS	Montlake RS	Montlake RS	Montlake RS	Montlake RS
			Task	KC_CSO_2011	KC_CSO_2011	KC_CSO_2011	LKUNION	PbTrends08
			Sample ID	L54227-17	L54227-20	L54227-16	8250_19900618	8244334_20080512
			Sample Date	10/10/2011	10/10/2011	10/10/2011	06/18/1990	05/12/2008
			Depth	0 - 10 cm	0 - 7 cm	0 - 10 cm	0 - 0.02 m	
			Sample Type	N	N	N	N	N
	SMS_Fresh_SCO_2013	SMS_Fresh_CSL_2013						
4-Chloro-3-methylphenol				--	--	--	9400 U	--
4-Chloroaniline				--	--	--	--	--
4-Chlorophenyl phenyl ether				--	--	--	--	--
4-Methylphenol (p-Cresol)	260	2000		38 U	34 U	35 U	1900 U	--
4-Nitroaniline				--	--	--	--	--
4-Nitrophenol				--	--	--	--	--
Acenaphthene				**12 J**	6.6 U	**10 J**	--	--
Acenaphthylene				7.4 U	6.6 U	6.8 U	--	--
Aniline				--	--	--	--	--
Anthracene				**48.5**	6.6 U	**30.2**	--	--
Benzidine				--	--	--	--	--
Benzo(a)anthracene				**369**	**9 J**	**73.8**	--	--
Benzo(a)pyrene				**240**	**14.1**	**77.6**	--	--
Benzo(g,h,i)perylene				**150**	**7.7 J**	**36.4**	--	--
Benzoic acid	2900	3800		**353**	**236**	**528**	9400 U	--
Benzyl alcohol				18.7 U	16.6 U	17.1 U	--	--
bis(2-Chloroethoxy)methane				--	--	--	--	--
bis(2-Chloroethyl)ether				--	--	--	--	--
bis(2-Ethylhexyl)phthalate	500	22000		146 UJ	30.2 UJ	69.7 UJ	**720 J**	--
Butylbenzyl phthalate				11.2 U	9.98 U	10.3 U	1900 U	--
Chrysene				**604**	6.6 U	**78.1**	--	--
Dibenzo(a,h)anthracene				**43.5**	6.6 U	**15.7**	--	--
Dibenzofuran	200	680		7.4 U	6.6 U	**7.3 J**	--	--
Diethyl phthalate				15 U	14 U	14 U	--	--
Dimethyl phthalate				15 U	13.3 U	13.8 U	--	--
Di-n-butyl phthalate	380	1000		15 U	19 UJ	21 UJ	1900 U	--
Dinitro-o-cresol (4,6-Dinitro-2-methylphenol)				--	--	--	--	--
Di-n-octyl phthalate	39	1100		15 U	13.3 U	13.8 U	1900 U	--
Fluoranthene				**419**	**11 J**	**170**	--	--
Fluorene				**17.8**	6.6 U	**15.9**	--	--
Hexachlorobenzene				0.74 U	0.66 U	0.68 U	--	--
Hexachlorobutadiene (Hexachloro-1,3-butadiene)				3.8 U	3.4 U	3.5 U	--	--

Table C-19
Sediment Data for Montlake RS Overflow

			Distance to CSO (ft)	128	305	313	340	743
			Location ID	CSO11_CSO-ML-3	CSO11_CSO-ML-6	CSO11_CSO-ML-2	LKUNION21	LKWA-PB
			Area	LWShipCnlLakeUPortB	LWShipCnlLakeUPortB	LWShipCnlLakeUPortB	LWShipCnlLakeUPortB	LWShipCnlLakeUPortB
			CSO	Montlake RS	Montlake RS	Montlake RS	Montlake RS	Montlake RS
			Task	KC_CSO_2011	KC_CSO_2011	KC_CSO_2011	LKUNION	PbTrends08
			Sample ID	L54227-17	L54227-20	L54227-16	8250_19900618	8244334_20080512
			Sample Date	10/10/2011	10/10/2011	10/10/2011	06/18/1990	05/12/2008
			Depth	0 - 10 cm	0 - 7 cm	0 - 10 cm	0 - 0.02 m	
			Sample Type	N	N	N	N	N
	SMS_Fresh_SCO_2013	SMS_Fresh_CSL_2013						
Hexachlorocyclopentadiene				--	--	--	--	--
Hexachloroethane				--	--	--	--	--
Indeno(1,2,3-c,d)pyrene				**156**	6.6 U	**34.6**	--	--
Isophorone				--	--	--	--	--
Naphthalene				7.4 U	6.6 U	6.8 U	--	--
Nitrobenzene				--	--	--	--	--
n-Nitrosodimethylamine				--	--	--	--	--
n-Nitrosodi-n-propylamine				--	--	--	1900 U	--
n-Nitrosodiphenylamine				18.7 U	16.6 U	17.1 U	1900 U	--
Pentachlorophenol	1200	1200		112 U	99.8 U	103 U	9400 U	--
Phenanthrene				**173**	6.6 U	**145**	--	--
Phenol	120	210		38 U	34 U	35 U	--	--
Pyrene				**482**	**9 J**	**150**	--	--
Total Benzofluoranthenes (lab reported total)				**489**	**21.3 J**	**136**	--	--
Total cPAH TEQ (7 minimum CAEPA 2005) (U = 0)				**351.79**	**17.13 J**	**104.391**	--	--
Total PAH (SMS Freshwater 2013) (U = 0)	17000	30000		**3203.8 J**	**72.1 J**	**973.3 J**	--	--
Polycyclic Aromatic Hydrocarbons (µg/kg)								
2-Methylnaphthalene				--	--	--	1900 U	--
Acenaphthene				--	--	--	1900 U	--
Acenaphthylene				--	--	--	1900 U	--
Anthracene				--	--	--	1900 U	--
Benzo(a)anthracene				--	--	--	**350 J**	--
Benzo(a)pyrene				--	--	--	**310 J**	--
Benzo(b)fluoranthene				--	--	--	--	--
Benzo(g,h,i)perylene				--	--	--	**200 J**	--
Benzo(k)fluoranthene				--	--	--	--	--
Chrysene				--	--	--	**430 J**	--
Dibenzo(a,h)anthracene				--	--	--	1900 U	--
Dibenzofuran	200	680		--	--	--	1900 U	--
Fluoranthene				--	--	--	**690 J**	--
Fluorene				--	--	--	1900 U	--
Indeno(1,2,3-c,d)pyrene				--	--	--	1900 U	--

Table C-19
Sediment Data for Montlake RS Overflow

			Distance to CSO (ft)	128	305	313	340	743
			Location ID	CSO11_CSO-ML-3	CSO11_CSO-ML-6	CSO11_CSO-ML-2	LKUNION21	LKWA-PB
			Area	LWShipCnlLakeUPortB	LWShipCnlLakeUPortB	LWShipCnlLakeUPortB	LWShipCnlLakeUPortB	LWShipCnlLakeUPortB
			CSO	Montlake RS	Montlake RS	Montlake RS	Montlake RS	Montlake RS
			Task	KC_CSO_2011	KC_CSO_2011	KC_CSO_2011	LKUNION	PbTrends08
			Sample ID	L54227-17	L54227-20	L54227-16	8250_19900618	8244334_20080512
			Sample Date	10/10/2011	10/10/2011	10/10/2011	06/18/1990	05/12/2008
			Depth	0 - 10 cm	0 - 7 cm	0 - 10 cm	0 - 0.02 m	
			Sample Type	N	N	N	N	N
	SMS_Fresh_SCO_2013	SMS_Fresh_CSL_2013						
Naphthalene			--	--	--	1900 U	--	
Phenanthrene			--	--	--	**420 J**	--	
Pyrene			--	--	--	**830 J**	--	
Total cPAH TEQ (7 minimum CAEPA 2005) (U = 0)			--	--	--	**349.3 J**	--	
Total PAH (SMS Freshwater 2013) (U = 0)	17000	30000	--	--	--	**3230 J**	--	
Pesticides (µg/kg)								
4,4'-DDD (p,p'-DDD)			--	--	--	94 U	--	
4,4'-DDE (p,p'-DDE)			--	--	--	94 U	--	
4,4'-DDT (p,p'-DDT)			--	--	--	94 U	--	
Aldrin			--	--	--	47 U	--	
Chlordane			--	--	--	--	--	
Chlordane, alpha- (Chlordane, cis-)			--	--	--	470 U	--	
Chlordane, gamma-			--	--	--	470 U	--	
Dieldrin	4.9	9.3	--	--	--	94 U	--	
Endosulfan sulfate			--	--	--	94 U	--	
Endosulfan, alpha- (I)			--	--	--	47 U	--	
Endosulfan, beta (II)			--	--	--	94 U	--	
Endrin			--	--	--	94 U	--	
Endrin aldehyde			--	--	--	--	--	
Endrin ketone	8.5	8.5	--	--	--	94 U	--	
Heptachlor			--	--	--	47 U	--	
Heptachlor epoxide			--	--	--	47 U	--	
Hexachlorocyclohexane (BHC), alpha-			--	--	--	47 U	--	
Hexachlorocyclohexane (BHC), beta-	7.2	11	--	--	--	47 U	--	
Hexachlorocyclohexane (BHC), delta-			--	--	--	47 U	--	
Hexachlorocyclohexane (BHC), gamma- (Lindane)			--	--	--	47 U	--	
Methoxychlor			--	--	--	470 U	--	
Toxaphene			--	--	--	940 U	--	
Sum DDD (U = 0)	310	860	--	--	--	94 U	--	
Sum DDE (U = 0)	21	33	--	--	--	94 U	--	
Sum DDT (U = 0)	100	8100	--	--	--	94 U	--	

Table C-19
Sediment Data for Montlake RS Overflow

			Distance to CSO (ft)	128	305	313	340	743
			Location ID	CSO11_CSO-ML-3	CSO11_CSO-ML-6	CSO11_CSO-ML-2	LKUNION21	LKWA-PB
			Area	LWShipCnlLakeUPortB	LWShipCnlLakeUPortB	LWShipCnlLakeUPortB	LWShipCnlLakeUPortB	LWShipCnlLakeUPortB
			CSO	Montlake RS	Montlake RS	Montlake RS	Montlake RS	Montlake RS
			Task	KC_CSO_2011	KC_CSO_2011	KC_CSO_2011	LKUNION	PbTrends08
			Sample ID	L54227-17	L54227-20	L54227-16	8250_19900618	8244334_20080512
			Sample Date	10/10/2011	10/10/2011	10/10/2011	06/18/1990	05/12/2008
			Depth	0 - 10 cm	0 - 7 cm	0 - 10 cm	0 - 0.02 m	
			Sample Type	N	N	N	N	N
	SMS_Fresh_SCO_2013	SMS_Fresh_CSL_2013						
PCB Aroclors (µg/kg)								
Aroclor 1016				1.8 U	1.6 U	1.7 U	470 U	--
Aroclor 1221				3.8 U	3.4 U	3.5 U	470 U	--
Aroclor 1232				3.8 U	3.4 U	3.5 U	470 U	--
Aroclor 1242				1.8 U	1.6 U	1.7 U	470 U	--
Aroclor 1248				1.8 U	1.6 U	1.7 U	470 U	--
Aroclor 1254				**6.1**	1.6 U	**2.4 J**	640 U	--
Aroclor 1260				**11.5**	1.6 U	1.7 U	940 U	--
Total PCB Aroclors (SMS Freshwater 2013) (U = 0)	110	2500		**17.6**	3.4 U	**2.4 J**	940 U	--

Table C-19
Sediment Data for Montlake RS Overflow

		Distance to CSO (ft)	743	743	743	743	743
		Location ID	LKWA-PB	LKWA-PB	LKWA-PB	LKWA-PB	LKWA-PB
		Area	LWShipCnlLakeUPortB	LWShipCnlLakeUPortB	LWShipCnlLakeUPortB	LWShipCnlLakeUPortB	LWShipCnlLakeUPortB
		CSO	Montlake RS	Montlake RS	Montlake RS	Montlake RS	Montlake RS
		Task	PbTrends08	PbTrends08	PbTrends08	PbTrends09	PbTrends09
		Sample ID	8244355_20080604	8374335	8374354	0906028-01	0906028-20
		Sample Date	06/04/2008	09/11/2008	10/09/2008	04/28/2009	05/26/2009
		Depth				0.5 - 3 ft	0.5 - 3 ft
		Sample Type	N	N	N	N	N
	SMS_Fresh_SCO_2013	SMS_Fresh_CSL_2013					
Conventional Parameters (mg/kg)							
Sulfide	39	61	--	--	--	--	--
Conventional Parameters (pct)							
Total organic carbon			--	--	--	--	--
Total solids			--	--	--	--	--
Grain Size (pct)							
Pebble			--	--	--	--	--
Granule (very fine gravel)			--	--	--	--	--
Sand			--	--	--	--	--
Sand, very coarse			--	--	--	--	--
Sand, coarse			--	--	--	--	--
Sand, medium			--	--	--	--	--
Sand, fine			--	--	--	--	--
Sand, very fine			--	--	--	--	--
Silt			--	--	--	--	--
Silt, coarse			--	--	--	--	--
Silt, medium			--	--	--	--	--
Silt, fine			--	--	--	--	--
Silt, very fine			--	--	--	--	--
Clay			--	--	--	--	--
Clay, coarse			--	--	--	--	--
Clay, medium			--	--	--	--	--
Clay, fine			--	--	--	--	--
Metals (mg/kg)							
Antimony			--	--	--	--	--
Arsenic	14	120	--	--	--	--	--
Cadmium	2.1	5.4	--	--	--	--	--
Chromium	72	88	--	--	--	--	--
Copper	400	1200	--	--	--	--	--
Lead	360	1300	1 U	**38.5**	**50**	**34.8**	**53.3**
Mercury	0.66	0.8	--	--	--	--	--
Nickel	26	110	--	--	--	--	--

Table C-19
Sediment Data for Montlake RS Overflow

		Distance to CSO (ft)	743	743	743	743	743
		Location ID	LKWA-PB	LKWA-PB	LKWA-PB	LKWA-PB	LKWA-PB
		Area	LWShipCnlLakeUPortB	LWShipCnlLakeUPortB	LWShipCnlLakeUPortB	LWShipCnlLakeUPortB	LWShipCnlLakeUPortB
		CSO	Montlake RS	Montlake RS	Montlake RS	Montlake RS	Montlake RS
		Task	PbTrends08	PbTrends08	PbTrends08	PbTrends09	PbTrends09
		Sample ID	8244355_20080604	8374335	8374354	0906028-01	0906028-20
		Sample Date	06/04/2008	09/11/2008	10/09/2008	04/28/2009	05/26/2009
		Depth				0.5 - 3 ft	0.5 - 3 ft
		Sample Type	N	N	N	N	N
	SMS_Fresh_SCO_2013	SMS_Fresh_CSL_2013					
Silver	0.57	1.7	--	--	--	--	--
Zinc	3200	4200	--	--	--	--	--
Volatile Organics (µg/kg)							
1,1,1-Trichloroethane			--	--	--	--	--
1,1,2,2-Tetrachloroethane			--	--	--	--	--
1,1,2-Trichloroethane			--	--	--	--	--
1,1-Dichloroethane			--	--	--	--	--
1,1-Dichloroethene			--	--	--	--	--
1,2-Dichloroethane			--	--	--	--	--
1,2-Dichloroethene			--	--	--	--	--
1,2-Dichloroethene, trans-			--	--	--	--	--
1,2-Dichloropropane			--	--	--	--	--
1,3-Dichloropropene, cis-			--	--	--	--	--
1,3-Dichloropropene, trans-			--	--	--	--	--
2,3,5-Trichlorophenol			--	--	--	--	--
2-Butanone (MEK)			--	--	--	--	--
2-Chloroethylvinyl ether			--	--	--	--	--
2-Hexanone (Methyl butyl ketone)			--	--	--	--	--
Acetone			--	--	--	--	--
Acrolein			--	--	--	--	--
Acrylonitrile			--	--	--	--	--
Benzene			--	--	--	--	--
Bromodichloromethane			--	--	--	--	--
Bromoform (Tribromomethane)			--	--	--	--	--
Bromomethane (Methyl bromide)			--	--	--	--	--
Carbon disulfide			--	--	--	--	--
Carbon tetrachloride (Tetrachloromethane)			--	--	--	--	--
Chlorobenzene			--	--	--	--	--
Chloroethane			--	--	--	--	--
Chloroform			--	--	--	--	--
Chloromethane			--	--	--	--	--
Dibromochloromethane			--	--	--	--	--

Table C-19
Sediment Data for Montlake RS Overflow

		Distance to CSO (ft)	743	743	743	743	743
		Location ID	LKWA-PB	LKWA-PB	LKWA-PB	LKWA-PB	LKWA-PB
		Area	LWShipCnlLakeUPortB	LWShipCnlLakeUPortB	LWShipCnlLakeUPortB	LWShipCnlLakeUPortB	LWShipCnlLakeUPortB
		CSO	Montlake RS	Montlake RS	Montlake RS	Montlake RS	Montlake RS
		Task	PbTrends08	PbTrends08	PbTrends08	PbTrends09	PbTrends09
		Sample ID	8244355_20080604	8374335	8374354	0906028-01	0906028-20
		Sample Date	06/04/2008	09/11/2008	10/09/2008	04/28/2009	05/26/2009
		Depth				0.5 - 3 ft	0.5 - 3 ft
		Sample Type	N	N	N	N	N
	SMS_Fresh_SCO_2013	SMS_Fresh_CSL_2013					
Dichloromethane (Methylene chloride)			--	--	--	--	--
Ethylbenzene			--	--	--	--	--
Methyl isobutyl ketone (4-Methyl-2-pentanone or (MIBK))			--	--	--	--	--
Styrene			--	--	--	--	--
Tetrachloroethene (PCE)			--	--	--	--	--
Toluene			--	--	--	--	--
Total xylene (reported, not calculated)			--	--	--	--	--
Trichloroethene (TCE)			--	--	--	--	--
Trichlorofluoromethane (Fluorotrichloromethane)			--	--	--	--	--
Vinyl acetate			--	--	--	--	--
Vinyl chloride			--	--	--	--	--
Semivolatile Organics (µg/kg)							
1,2,4-Trichlorobenzene			--	--	--	--	--
1,2-Dichlorobenzene			--	--	--	--	--
1,2-Diphenylhydrazine			--	--	--	--	--
1,3-Dichlorobenzene			--	--	--	--	--
1,4-Dichlorobenzene			--	--	--	--	--
2,2'-Oxybis (2-choloropropane)			--	--	--	--	--
2,3,6-Trichlorophenol			--	--	--	--	--
2,4-Dichlorophenol			--	--	--	--	--
2,4-Dimethylphenol			--	--	--	--	--
2,4-Dinitrophenol			--	--	--	--	--
2,4-Dinitrotoluene			--	--	--	--	--
2,6-Dinitrotoluene			--	--	--	--	--
2-Chloronaphthalene			--	--	--	--	--
2-Chlorophenol			--	--	--	--	--
2-Methylnaphthalene			--	--	--	--	--
2-Methylphenol (o-Cresol)			--	--	--	--	--
2-Nitroaniline			--	--	--	--	--
2-Nitrophenol			--	--	--	--	--
3-Nitroaniline			--	--	--	--	--
4-Bromophenyl-phenyl ether			--	--	--	--	--

Table C-19
Sediment Data for Montlake RS Overflow

			Distance to CSO (ft)	743	743	743	743	743
			Location ID	LKWA-PB	LKWA-PB	LKWA-PB	LKWA-PB	LKWA-PB
			Area	LWShipCnlLakeUPortB	LWShipCnlLakeUPortB	LWShipCnlLakeUPortB	LWShipCnlLakeUPortB	LWShipCnlLakeUPortB
			CSO	Montlake RS	Montlake RS	Montlake RS	Montlake RS	Montlake RS
			Task	PbTrends08	PbTrends08	PbTrends08	PbTrends09	PbTrends09
			Sample ID	8244355_20080604	8374335	8374354	0906028-01	0906028-20
			Sample Date	06/04/2008	09/11/2008	10/09/2008	04/28/2009	05/26/2009
			Depth				0.5 - 3 ft	0.5 - 3 ft
			Sample Type	N	N	N	N	N
	SMS_Fresh_SCO_2013	SMS_Fresh_CSL_2013						
4-Chloro-3-methylphenol				--	--	--	--	--
4-Chloroaniline				--	--	--	--	--
4-Chlorophenyl phenyl ether				--	--	--	--	--
4-Methylphenol (p-Cresol)	260	2000		--	--	--	--	--
4-Nitroaniline				--	--	--	--	--
4-Nitrophenol				--	--	--	--	--
Acenaphthene				--	--	--	--	--
Acenaphthylene				--	--	--	--	--
Aniline				--	--	--	--	--
Anthracene				--	--	--	--	--
Benzidine				--	--	--	--	--
Benzo(a)anthracene				--	--	--	--	--
Benzo(a)pyrene				--	--	--	--	--
Benzo(g,h,i)perylene				--	--	--	--	--
Benzoic acid	2900	3800		--	--	--	--	--
Benzyl alcohol				--	--	--	--	--
bis(2-Chloroethoxy)methane				--	--	--	--	--
bis(2-Chloroethyl)ether				--	--	--	--	--
bis(2-Ethylhexyl)phthalate	500	22000		--	--	--	--	--
Butylbenzyl phthalate				--	--	--	--	--
Chrysene				--	--	--	--	--
Dibenzo(a,h)anthracene				--	--	--	--	--
Dibenzofuran	200	680		--	--	--	--	--
Diethyl phthalate				--	--	--	--	--
Dimethyl phthalate				--	--	--	--	--
Di-n-butyl phthalate	380	1000		--	--	--	--	--
Dinitro-o-cresol (4,6-Dinitro-2-methylphenol)				--	--	--	--	--
Di-n-octyl phthalate	39	1100		--	--	--	--	--
Fluoranthene				--	--	--	--	--
Fluorene				--	--	--	--	--
Hexachlorobenzene				--	--	--	--	--
Hexachlorobutadiene (Hexachloro-1,3-butadiene)				--	--	--	--	--

Table C-19
Sediment Data for Montlake RS Overflow

			Distance to CSO (ft)	743	743	743	743	743
			Location ID	LKWA-PB	LKWA-PB	LKWA-PB	LKWA-PB	LKWA-PB
			Area	LWShipCnlLakeUPortB	LWShipCnlLakeUPortB	LWShipCnlLakeUPortB	LWShipCnlLakeUPortB	LWShipCnlLakeUPortB
			CSO	Montlake RS	Montlake RS	Montlake RS	Montlake RS	Montlake RS
			Task	PbTrends08	PbTrends08	PbTrends08	PbTrends09	PbTrends09
			Sample ID	8244355_20080604	8374335	8374354	0906028-01	0906028-20
			Sample Date	06/04/2008	09/11/2008	10/09/2008	04/28/2009	05/26/2009
			Depth				0.5 - 3 ft	0.5 - 3 ft
			Sample Type	N	N	N	N	N
	SMS_Fresh_SCO_2013	SMS_Fresh_CSL_2013						
Hexachlorocyclopentadiene				--	--	--	--	--
Hexachloroethane				--	--	--	--	--
Indeno(1,2,3-c,d)pyrene				--	--	--	--	--
Isophorone				--	--	--	--	--
Naphthalene				--	--	--	--	--
Nitrobenzene				--	--	--	--	--
n-Nitrosodimethylamine				--	--	--	--	--
n-Nitrosodi-n-propylamine				--	--	--	--	--
n-Nitrosodiphenylamine				--	--	--	--	--
Pentachlorophenol	1200	1200		--	--	--	--	--
Phenanthrene				--	--	--	--	--
Phenol	120	210		--	--	--	--	--
Pyrene				--	--	--	--	--
Total Benzofluoranthenes (lab reported total)				--	--	--	--	--
Total cPAH TEQ (7 minimum CAEPA 2005) (U = 0)				--	--	--	--	--
Total PAH (SMS Freshwater 2013) (U = 0)	17000	30000		--	--	--	--	--
Polycyclic Aromatic Hydrocarbons (µg/kg)								
2-Methylnaphthalene				--	--	--	--	--
Acenaphthene				--	--	--	--	--
Acenaphthylene				--	--	--	--	--
Anthracene				--	--	--	--	--
Benzo(a)anthracene				--	--	--	--	--
Benzo(a)pyrene				--	--	--	--	--
Benzo(b)fluoranthene				--	--	--	--	--
Benzo(g,h,i)perylene				--	--	--	--	--
Benzo(k)fluoranthene				--	--	--	--	--
Chrysene				--	--	--	--	--
Dibenzo(a,h)anthracene				--	--	--	--	--
Dibenzofuran	200	680		--	--	--	--	--
Fluoranthene				--	--	--	--	--
Fluorene				--	--	--	--	--
Indeno(1,2,3-c,d)pyrene				--	--	--	--	--

Table C-19
Sediment Data for Montlake RS Overflow

		Distance to CSO (ft)	743	743	743	743	743
		Location ID	LKWA-PB	LKWA-PB	LKWA-PB	LKWA-PB	LKWA-PB
		Area	LWShipCnlLakeUPortB	LWShipCnlLakeUPortB	LWShipCnlLakeUPortB	LWShipCnlLakeUPortB	LWShipCnlLakeUPortB
		CSO	Montlake RS	Montlake RS	Montlake RS	Montlake RS	Montlake RS
		Task	PbTrends08	PbTrends08	PbTrends08	PbTrends09	PbTrends09
		Sample ID	8244355_20080604	8374335	8374354	0906028-01	0906028-20
		Sample Date	06/04/2008	09/11/2008	10/09/2008	04/28/2009	05/26/2009
		Depth				0.5 - 3 ft	0.5 - 3 ft
		Sample Type	N	N	N	N	N
	SMS_Fresh_SCO_2013	SMS_Fresh_CSL_2013					
Naphthalene			--	--	--	--	--
Phenanthrene			--	--	--	--	--
Pyrene			--	--	--	--	--
Total cPAH TEQ (7 minimum CAEPA 2005) (U = 0)			--	--	--	--	--
Total PAH (SMS Freshwater 2013) (U = 0)	17000	30000	--	--	--	--	--
Pesticides (µg/kg)							
4,4'-DDD (p,p'-DDD)			--	--	--	--	--
4,4'-DDE (p,p'-DDE)			--	--	--	--	--
4,4'-DDT (p,p'-DDT)			--	--	--	--	--
Aldrin			--	--	--	--	--
Chlordane			--	--	--	--	--
Chlordane, alpha- (Chlordane, cis-)			--	--	--	--	--
Chlordane, gamma-			--	--	--	--	--
Dieldrin	4.9	9.3	--	--	--	--	--
Endosulfan sulfate			--	--	--	--	--
Endosulfan, alpha- (I)			--	--	--	--	--
Endosulfan, beta (II)			--	--	--	--	--
Endrin			--	--	--	--	--
Endrin aldehyde			--	--	--	--	--
Endrin ketone	8.5	8.5	--	--	--	--	--
Heptachlor			--	--	--	--	--
Heptachlor epoxide			--	--	--	--	--
Hexachlorocyclohexane (BHC), alpha-			--	--	--	--	--
Hexachlorocyclohexane (BHC), beta-	7.2	11	--	--	--	--	--
Hexachlorocyclohexane (BHC), delta-			--	--	--	--	--
Hexachlorocyclohexane (BHC), gamma- (Lindane)			--	--	--	--	--
Methoxychlor			--	--	--	--	--
Toxaphene			--	--	--	--	--
Sum DDD (U = 0)	310	860	--	--	--	--	--
Sum DDE (U = 0)	21	33	--	--	--	--	--
Sum DDT (U = 0)	100	8100	--	--	--	--	--

Table C-19
Sediment Data for Montlake RS Overflow

		Distance to CSO (ft)	743	743	743	743	743
		Location ID	LKWA-PB	LKWA-PB	LKWA-PB	LKWA-PB	LKWA-PB
		Area	LWShipCnlLakeUPortB	LWShipCnlLakeUPortB	LWShipCnlLakeUPortB	LWShipCnlLakeUPortB	LWShipCnlLakeUPortB
		CSO	Montlake RS	Montlake RS	Montlake RS	Montlake RS	Montlake RS
		Task	PbTrends08	PbTrends08	PbTrends08	PbTrends09	PbTrends09
		Sample ID	8244355_20080604	8374335	8374354	0906028-01	0906028-20
		Sample Date	06/04/2008	09/11/2008	10/09/2008	04/28/2009	05/26/2009
		Depth				0.5 - 3 ft	0.5 - 3 ft
		Sample Type	N	N	N	N	N
	SMS_Fresh_SCO_2013	SMS_Fresh_CSL_2013					
PCB Aroclors (µg/kg)							
Aroclor 1016			--	--	--	--	--
Aroclor 1221			--	--	--	--	--
Aroclor 1232			--	--	--	--	--
Aroclor 1242			--	--	--	--	--
Aroclor 1248			--	--	--	--	--
Aroclor 1254			--	--	--	--	--
Aroclor 1260			--	--	--	--	--
Total PCB Aroclors (SMS Freshwater 2013) (U = 0)	110	2500	--	--	--	--	--

Table C-19
Sediment Data for Montlake RS Overflow

		Distance to CSO (ft)	743	743	743	743	743
		Location ID	LKWA-PB	LKWA-PB	LKWA-PB	LKWA-PB	LKWA-PB
		Area	LWShipCnlLakeUPortB	LWShipCnlLakeUPortB	LWShipCnlLakeUPortB	LWShipCnlLakeUPortB	LWShipCnlLakeUPortB
		CSO	Montlake RS	Montlake RS	Montlake RS	Montlake RS	Montlake RS
		Task	PbTrends09	PbTrends09	PbTrends10	PbTrends10	PbTrends10
		Sample ID	0909042-05	0910019-05	1005036-10	1006029-12	1009064-15
		Sample Date	09/03/2009	10/01/2009	04/28/2010	05/26/2010	09/09/2010
		Depth	0.5 - 3 ft	0.5 - 3 ft	0.5 - 3 ft	0.5 - 3 ft	0.5 - 3 ft
		Sample Type	N	N	N	N	N
	SMS_Fresh_SCO_2013	SMS_Fresh_CSL_2013					
Conventional Parameters (mg/kg)							
Sulfide	39	61	--	--	--	--	--
Conventional Parameters (pct)							
Total organic carbon			--	--	--	--	--
Total solids			--	--	--	--	--
Grain Size (pct)							
Pebble			--	--	--	--	--
Granule (very fine gravel)			--	--	--	--	--
Sand			--	--	--	--	--
Sand, very coarse			--	--	--	--	--
Sand, coarse			--	--	--	--	--
Sand, medium			--	--	--	--	--
Sand, fine			--	--	--	--	--
Sand, very fine			--	--	--	--	--
Silt			--	--	--	--	--
Silt, coarse			--	--	--	--	--
Silt, medium			--	--	--	--	--
Silt, fine			--	--	--	--	--
Silt, very fine			--	--	--	--	--
Clay			--	--	--	--	--
Clay, coarse			--	--	--	--	--
Clay, medium			--	--	--	--	--
Clay, fine			--	--	--	--	--
Metals (mg/kg)							
Antimony			--	--	--	--	--
Arsenic	14	120	--	--	--	--	--
Cadmium	2.1	5.4	--	--	--	--	--
Chromium	72	88	--	--	--	--	--
Copper	400	1200	--	--	--	--	--
Lead	360	1300	1 U	**38.6**	**32.7**	**54.4**	**55.5**
Mercury	0.66	0.8	--	--	--	--	--
Nickel	26	110	--	--	--	--	--

Table C-19
Sediment Data for Montlake RS Overflow

		Distance to CSO (ft)	743	743	743	743	743
		Location ID	LKWA-PB	LKWA-PB	LKWA-PB	LKWA-PB	LKWA-PB
		Area	LWShipCnlLakeUPortB	LWShipCnlLakeUPortB	LWShipCnlLakeUPortB	LWShipCnlLakeUPortB	LWShipCnlLakeUPortB
		CSO	Montlake RS	Montlake RS	Montlake RS	Montlake RS	Montlake RS
		Task	PbTrends09	PbTrends09	PbTrends10	PbTrends10	PbTrends10
		Sample ID	0909042-05	0910019-05	1005036-10	1006029-12	1009064-15
		Sample Date	09/03/2009	10/01/2009	04/28/2010	05/26/2010	09/09/2010
		Depth	0.5 - 3 ft	0.5 - 3 ft	0.5 - 3 ft	0.5 - 3 ft	0.5 - 3 ft
		Sample Type	N	N	N	N	N
	SMS_Fresh_SCO_2013	SMS_Fresh_CSL_2013					
Silver	0.57	1.7	--	--	--	--	--
Zinc	3200	4200	--	--	--	--	--
Volatile Organics (µg/kg)							
1,1,1-Trichloroethane			--	--	--	--	--
1,1,2,2-Tetrachloroethane			--	--	--	--	--
1,1,2-Trichloroethane			--	--	--	--	--
1,1-Dichloroethane			--	--	--	--	--
1,1-Dichloroethene			--	--	--	--	--
1,2-Dichloroethane			--	--	--	--	--
1,2-Dichloroethene			--	--	--	--	--
1,2-Dichloroethene, trans-			--	--	--	--	--
1,2-Dichloropropane			--	--	--	--	--
1,3-Dichloropropene, cis-			--	--	--	--	--
1,3-Dichloropropene, trans-			--	--	--	--	--
2,3,5-Trichlorophenol			--	--	--	--	--
2-Butanone (MEK)			--	--	--	--	--
2-Chloroethylvinyl ether			--	--	--	--	--
2-Hexanone (Methyl butyl ketone)			--	--	--	--	--
Acetone			--	--	--	--	--
Acrolein			--	--	--	--	--
Acrylonitrile			--	--	--	--	--
Benzene			--	--	--	--	--
Bromodichloromethane			--	--	--	--	--
Bromoform (Tribromomethane)			--	--	--	--	--
Bromomethane (Methyl bromide)			--	--	--	--	--
Carbon disulfide			--	--	--	--	--
Carbon tetrachloride (Tetrachloromethane)			--	--	--	--	--
Chlorobenzene			--	--	--	--	--
Chloroethane			--	--	--	--	--
Chloroform			--	--	--	--	--
Chloromethane			--	--	--	--	--
Dibromochloromethane			--	--	--	--	--

Table C-19
Sediment Data for Montlake RS Overflow

		Distance to CSO (ft)	743	743	743	743	743
		Location ID	LKWA-PB	LKWA-PB	LKWA-PB	LKWA-PB	LKWA-PB
		Area	LWShipCnlLakeUPortB	LWShipCnlLakeUPortB	LWShipCnlLakeUPortB	LWShipCnlLakeUPortB	LWShipCnlLakeUPortB
		CSO	Montlake RS	Montlake RS	Montlake RS	Montlake RS	Montlake RS
		Task	PbTrends09	PbTrends09	PbTrends10	PbTrends10	PbTrends10
		Sample ID	0909042-05	0910019-05	1005036-10	1006029-12	1009064-15
		Sample Date	09/03/2009	10/01/2009	04/28/2010	05/26/2010	09/09/2010
		Depth	0.5 - 3 ft	0.5 - 3 ft	0.5 - 3 ft	0.5 - 3 ft	0.5 - 3 ft
		Sample Type	N	N	N	N	N
	SMS_Fresh_SCO_2013	SMS_Fresh_CSL_2013					
Dichloromethane (Methylene chloride)			--	--	--	--	--
Ethylbenzene			--	--	--	--	--
Methyl isobutyl ketone (4-Methyl-2-pentanone or (MIBK))			--	--	--	--	--
Styrene			--	--	--	--	--
Tetrachloroethene (PCE)			--	--	--	--	--
Toluene			--	--	--	--	--
Total xylene (reported, not calculated)			--	--	--	--	--
Trichloroethene (TCE)			--	--	--	--	--
Trichlorofluoromethane (Fluorotrichloromethane)			--	--	--	--	--
Vinyl acetate			--	--	--	--	--
Vinyl chloride			--	--	--	--	--
Semivolatile Organics (µg/kg)							
1,2,4-Trichlorobenzene			--	--	--	--	--
1,2-Dichlorobenzene			--	--	--	--	--
1,2-Diphenylhydrazine			--	--	--	--	--
1,3-Dichlorobenzene			--	--	--	--	--
1,4-Dichlorobenzene			--	--	--	--	--
2,2'-Oxybis (2-choloropropane)			--	--	--	--	--
2,3,6-Trichlorophenol			--	--	--	--	--
2,4-Dichlorophenol			--	--	--	--	--
2,4-Dimethylphenol			--	--	--	--	--
2,4-Dinitrophenol			--	--	--	--	--
2,4-Dinitrotoluene			--	--	--	--	--
2,6-Dinitrotoluene			--	--	--	--	--
2-Chloronaphthalene			--	--	--	--	--
2-Chlorophenol			--	--	--	--	--
2-Methylnaphthalene			--	--	--	--	--
2-Methylphenol (o-Cresol)			--	--	--	--	--
2-Nitroaniline			--	--	--	--	--
2-Nitrophenol			--	--	--	--	--
3-Nitroaniline			--	--	--	--	--
4-Bromophenyl-phenyl ether			--	--	--	--	--

Table C-19
Sediment Data for Montlake RS Overflow

		Distance to CSO (ft)	743	743	743	743	743
		Location ID	LKWA-PB	LKWA-PB	LKWA-PB	LKWA-PB	LKWA-PB
		Area	LWShipCnlLakeUPortB	LWShipCnlLakeUPortB	LWShipCnlLakeUPortB	LWShipCnlLakeUPortB	LWShipCnlLakeUPortB
		CSO	Montlake RS	Montlake RS	Montlake RS	Montlake RS	Montlake RS
		Task	PbTrends09	PbTrends09	PbTrends10	PbTrends10	PbTrends10
		Sample ID	0909042-05	0910019-05	1005036-10	1006029-12	1009064-15
		Sample Date	09/03/2009	10/01/2009	04/28/2010	05/26/2010	09/09/2010
		Depth	0.5 - 3 ft	0.5 - 3 ft	0.5 - 3 ft	0.5 - 3 ft	0.5 - 3 ft
		Sample Type	N	N	N	N	N
	SMS_Fresh_SCO_2013	SMS_Fresh_CSL_2013					
4-Chloro-3-methylphenol			--	--	--	--	--
4-Chloroaniline			--	--	--	--	--
4-Chlorophenyl phenyl ether			--	--	--	--	--
4-Methylphenol (p-Cresol)	260	2000	--	--	--	--	--
4-Nitroaniline			--	--	--	--	--
4-Nitrophenol			--	--	--	--	--
Acenaphthene			--	--	--	--	--
Acenaphthylene			--	--	--	--	--
Aniline			--	--	--	--	--
Anthracene			--	--	--	--	--
Benzidine			--	--	--	--	--
Benzo(a)anthracene			--	--	--	--	--
Benzo(a)pyrene			--	--	--	--	--
Benzo(g,h,i)perylene			--	--	--	--	--
Benzoic acid	2900	3800	--	--	--	--	--
Benzyl alcohol			--	--	--	--	--
bis(2-Chloroethoxy)methane			--	--	--	--	--
bis(2-Chloroethyl)ether			--	--	--	--	--
bis(2-Ethylhexyl)phthalate	500	22000	--	--	--	--	--
Butylbenzyl phthalate			--	--	--	--	--
Chrysene			--	--	--	--	--
Dibenzo(a,h)anthracene			--	--	--	--	--
Dibenzofuran	200	680	--	--	--	--	--
Diethyl phthalate			--	--	--	--	--
Dimethyl phthalate			--	--	--	--	--
Di-n-butyl phthalate	380	1000	--	--	--	--	--
Dinitro-o-cresol (4,6-Dinitro-2-methylphenol)			--	--	--	--	--
Di-n-octyl phthalate	39	1100	--	--	--	--	--
Fluoranthene			--	--	--	--	--
Fluorene			--	--	--	--	--
Hexachlorobenzene			--	--	--	--	--
Hexachlorobutadiene (Hexachloro-1,3-butadiene)			--	--	--	--	--

Table C-19
Sediment Data for Montlake RS Overflow

		Distance to CSO (ft)	743	743	743	743	743
		Location ID	LKWA-PB	LKWA-PB	LKWA-PB	LKWA-PB	LKWA-PB
		Area	LWShipCnlLakeUPortB	LWShipCnlLakeUPortB	LWShipCnlLakeUPortB	LWShipCnlLakeUPortB	LWShipCnlLakeUPortB
		CSO	Montlake RS	Montlake RS	Montlake RS	Montlake RS	Montlake RS
		Task	PbTrends09	PbTrends09	PbTrends10	PbTrends10	PbTrends10
		Sample ID	0909042-05	0910019-05	1005036-10	1006029-12	1009064-15
		Sample Date	09/03/2009	10/01/2009	04/28/2010	05/26/2010	09/09/2010
		Depth	0.5 - 3 ft	0.5 - 3 ft	0.5 - 3 ft	0.5 - 3 ft	0.5 - 3 ft
		Sample Type	N	N	N	N	N
	SMS_Fresh_SCO_2013	SMS_Fresh_CSL_2013					
Hexachlorocyclopentadiene			--	--	--	--	--
Hexachloroethane			--	--	--	--	--
Indeno(1,2,3-c,d)pyrene			--	--	--	--	--
Isophorone			--	--	--	--	--
Naphthalene			--	--	--	--	--
Nitrobenzene			--	--	--	--	--
n-Nitrosodimethylamine			--	--	--	--	--
n-Nitrosodi-n-propylamine			--	--	--	--	--
n-Nitrosodiphenylamine			--	--	--	--	--
Pentachlorophenol	1200	1200	--	--	--	--	--
Phenanthrene			--	--	--	--	--
Phenol	120	210	--	--	--	--	--
Pyrene			--	--	--	--	--
Total Benzofluoranthenes (lab reported total)			--	--	--	--	--
Total cPAH TEQ (7 minimum CAEPA 2005) (U = 0)			--	--	--	--	--
Total PAH (SMS Freshwater 2013) (U = 0)	17000	30000	--	--	--	--	--
Polycyclic Aromatic Hydrocarbons (µg/kg)							
2-Methylnaphthalene			--	--	--	--	--
Acenaphthene			--	--	--	--	--
Acenaphthylene			--	--	--	--	--
Anthracene			--	--	--	--	--
Benzo(a)anthracene			--	--	--	--	--
Benzo(a)pyrene			--	--	--	--	--
Benzo(b)fluoranthene			--	--	--	--	--
Benzo(g,h,i)perylene			--	--	--	--	--
Benzo(k)fluoranthene			--	--	--	--	--
Chrysene			--	--	--	--	--
Dibenzo(a,h)anthracene			--	--	--	--	--
Dibenzofuran	200	680	--	--	--	--	--
Fluoranthene			--	--	--	--	--
Fluorene			--	--	--	--	--
Indeno(1,2,3-c,d)pyrene			--	--	--	--	--

Table C-19
Sediment Data for Montlake RS Overflow

		Distance to CSO (ft)	743	743	743	743	743
		Location ID	LKWA-PB	LKWA-PB	LKWA-PB	LKWA-PB	LKWA-PB
		Area	LWShipCnlLakeUPortB	LWShipCnlLakeUPortB	LWShipCnlLakeUPortB	LWShipCnlLakeUPortB	LWShipCnlLakeUPortB
		CSO	Montlake RS	Montlake RS	Montlake RS	Montlake RS	Montlake RS
		Task	PbTrends09	PbTrends09	PbTrends10	PbTrends10	PbTrends10
		Sample ID	0909042-05	0910019-05	1005036-10	1006029-12	1009064-15
		Sample Date	09/03/2009	10/01/2009	04/28/2010	05/26/2010	09/09/2010
		Depth	0.5 - 3 ft	0.5 - 3 ft	0.5 - 3 ft	0.5 - 3 ft	0.5 - 3 ft
		Sample Type	N	N	N	N	N
	SMS_Fresh_SCO_2013	SMS_Fresh_CSL_2013					
Naphthalene			--	--	--	--	--
Phenanthrene			--	--	--	--	--
Pyrene			--	--	--	--	--
Total cPAH TEQ (7 minimum CAEPA 2005) (U = 0)			--	--	--	--	--
Total PAH (SMS Freshwater 2013) (U = 0)	17000	30000	--	--	--	--	--
Pesticides (µg/kg)							
4,4'-DDD (p,p'-DDD)			--	--	--	--	--
4,4'-DDE (p,p'-DDE)			--	--	--	--	--
4,4'-DDT (p,p'-DDT)			--	--	--	--	--
Aldrin			--	--	--	--	--
Chlordane			--	--	--	--	--
Chlordane, alpha- (Chlordane, cis-)			--	--	--	--	--
Chlordane, gamma-			--	--	--	--	--
Dieldrin	4.9	9.3	--	--	--	--	--
Endosulfan sulfate			--	--	--	--	--
Endosulfan, alpha- (I)			--	--	--	--	--
Endosulfan, beta (II)			--	--	--	--	--
Endrin			--	--	--	--	--
Endrin aldehyde			--	--	--	--	--
Endrin ketone	8.5	8.5	--	--	--	--	--
Heptachlor			--	--	--	--	--
Heptachlor epoxide			--	--	--	--	--
Hexachlorocyclohexane (BHC), alpha-			--	--	--	--	--
Hexachlorocyclohexane (BHC), beta-	7.2	11	--	--	--	--	--
Hexachlorocyclohexane (BHC), delta-			--	--	--	--	--
Hexachlorocyclohexane (BHC), gamma- (Lindane)			--	--	--	--	--
Methoxychlor			--	--	--	--	--
Toxaphene			--	--	--	--	--
Sum DDD (U = 0)	310	860	--	--	--	--	--
Sum DDE (U = 0)	21	33	--	--	--	--	--
Sum DDT (U = 0)	100	8100	--	--	--	--	--

Table C-19
Sediment Data for Montlake RS Overflow

		Distance to CSO (ft)	743	743	743	743	743
		Location ID	LKWA-PB	LKWA-PB	LKWA-PB	LKWA-PB	LKWA-PB
		Area	LWShipCnlLakeUPortB	LWShipCnlLakeUPortB	LWShipCnlLakeUPortB	LWShipCnlLakeUPortB	LWShipCnlLakeUPortB
		CSO	Montlake RS	Montlake RS	Montlake RS	Montlake RS	Montlake RS
		Task	PbTrends09	PbTrends09	PbTrends10	PbTrends10	PbTrends10
		Sample ID	0909042-05	0910019-05	1005036-10	1006029-12	1009064-15
		Sample Date	09/03/2009	10/01/2009	04/28/2010	05/26/2010	09/09/2010
		Depth	0.5 - 3 ft	0.5 - 3 ft	0.5 - 3 ft	0.5 - 3 ft	0.5 - 3 ft
		Sample Type	N	N	N	N	N
	SMS_Fresh_SCO_2013	SMS_Fresh_CSL_2013					
PCB Aroclors (µg/kg)							
Aroclor 1016			--	--	--	--	--
Aroclor 1221			--	--	--	--	--
Aroclor 1232			--	--	--	--	--
Aroclor 1242			--	--	--	--	--
Aroclor 1248			--	--	--	--	--
Aroclor 1254			--	--	--	--	--
Aroclor 1260			--	--	--	--	--
Total PCB Aroclors (SMS Freshwater 2013) (U = 0)	110	2500	--	--	--	--	--

Table C-19
Sediment Data for Montlake RS Overflow

		Distance to CSO (ft)	**743**
		Location ID	**LKWA-PB**
		Area	**LWShipCnlLakeUPortB**
		CSO	**Montlake RS**
		Task	**PbTrends10**
		Sample ID	**1010023-13**
		Sample Date	**10/05/2010**
		Depth	**0.5 - 3 ft**
		Sample Type	**N**
	SMS_Fresh_SCO_2013	**SMS_Fresh_CSL_2013**	
Conventional Parameters (mg/kg)			
Sulfide	39	61	--
Conventional Parameters (pct)			
Total organic carbon			--
Total solids			--
Grain Size (pct)			
Pebble			--
Granule (very fine gravel)			--
Sand			--
Sand, very coarse			--
Sand, coarse			--
Sand, medium			--
Sand, fine			--
Sand, very fine			--
Silt			--
Silt, coarse			--
Silt, medium			--
Silt, fine			--
Silt, very fine			--
Clay			--
Clay, coarse			--
Clay, medium			--
Clay, fine			--
Metals (mg/kg)			
Antimony			--
Arsenic	14	120	--
Cadmium	2.1	5.4	--
Chromium	72	88	--
Copper	400	1200	--
Lead	360	1300	1 U
Mercury	0.66	0.8	--
Nickel	26	110	--

Table C-19
Sediment Data for Montlake RS Overflow

		Distance to CSO (ft)	**743**
		Location ID	**LKWA-PB**
		Area	**LWShipCnlLakeUPortB**
		CSO	**Montlake RS**
		Task	**PbTrends10**
		Sample ID	**1010023-13**
		Sample Date	**10/05/2010**
		Depth	**0.5 - 3 ft**
		Sample Type	**N**
	SMS_Fresh_SCO_2013	**SMS_Fresh_CSL_2013**	
Silver	0.57	1.7	--
Zinc	3200	4200	--
Volatile Organics (µg/kg)			
1,1,1-Trichloroethane			--
1,1,2,2-Tetrachloroethane			--
1,1,2-Trichloroethane			--
1,1-Dichloroethane			--
1,1-Dichloroethene			--
1,2-Dichloroethane			--
1,2-Dichloroethene			--
1,2-Dichloroethene, trans-			--
1,2-Dichloropropane			--
1,3-Dichloropropene, cis-			--
1,3-Dichloropropene, trans-			--
2,3,5-Trichlorophenol			--
2-Butanone (MEK)			--
2-Chloroethylvinyl ether			--
2-Hexanone (Methyl butyl ketone)			--
Acetone			--
Acrolein			--
Acrylonitrile			--
Benzene			--
Bromodichloromethane			--
Bromoform (Tribromomethane)			--
Bromomethane (Methyl bromide)			--
Carbon disulfide			--
Carbon tetrachloride (Tetrachloromethane)			--
Chlorobenzene			--
Chloroethane			--
Chloroform			--
Chloromethane			--
Dibromochloromethane			--

Table C-19
Sediment Data for Montlake RS Overflow

		Distance to CSO (ft)	**743**
		Location ID	**LKWA-PB**
		Area	**LWShipCnlLakeUPortB**
		CSO	**Montlake RS**
		Task	**PbTrends10**
		Sample ID	**1010023-13**
		Sample Date	**10/05/2010**
		Depth	**0.5 - 3 ft**
		Sample Type	**N**
	SMS_Fresh_SCO_2013	**SMS_Fresh_CSL_2013**	
Dichloromethane (Methylene chloride)			--
Ethylbenzene			--
Methyl isobutyl ketone (4-Methyl-2-pentanone or (MIBK))			--
Styrene			--
Tetrachloroethene (PCE)			--
Toluene			--
Total xylene (reported, not calculated)			--
Trichloroethene (TCE)			--
Trichlorofluoromethane (Fluorotrichloromethane)			--
Vinyl acetate			--
Vinyl chloride			--
Semivolatile Organics (µg/kg)			
1,2,4-Trichlorobenzene			--
1,2-Dichlorobenzene			--
1,2-Diphenylhydrazine			--
1,3-Dichlorobenzene			--
1,4-Dichlorobenzene			--
2,2'-Oxybis (2-choloropropane)			--
2,3,6-Trichlorophenol			--
2,4-Dichlorophenol			--
2,4-Dimethylphenol			--
2,4-Dinitrophenol			--
2,4-Dinitrotoluene			--
2,6-Dinitrotoluene			--
2-Chloronaphthalene			--
2-Chlorophenol			--
2-Methylnaphthalene			--
2-Methylphenol (o-Cresol)			--
2-Nitroaniline			--
2-Nitrophenol			--
3-Nitroaniline			--
4-Bromophenyl-phenyl ether			--

Table C-19
Sediment Data for Montlake RS Overflow

		Distance to CSO (ft)	**743**
		Location ID	**LKWA-PB**
		Area	**LWShipCnlLakeUPortB**
		CSO	**Montlake RS**
		Task	**PbTrends10**
		Sample ID	**1010023-13**
		Sample Date	**10/05/2010**
		Depth	**0.5 - 3 ft**
		Sample Type	**N**
	SMS_Fresh_SCO_2013	**SMS_Fresh_CSL_2013**	
4-Chloro-3-methylphenol			--
4-Chloroaniline			--
4-Chlorophenyl phenyl ether			--
4-Methylphenol (p-Cresol)	260	2000	--
4-Nitroaniline			--
4-Nitrophenol			--
Acenaphthene			--
Acenaphthylene			--
Aniline			--
Anthracene			--
Benzidine			--
Benzo(a)anthracene			--
Benzo(a)pyrene			--
Benzo(g,h,i)perylene			--
Benzoic acid	2900	3800	--
Benzyl alcohol			--
bis(2-Chloroethoxy)methane			--
bis(2-Chloroethyl)ether			--
bis(2-Ethylhexyl)phthalate	500	22000	--
Butylbenzyl phthalate			--
Chrysene			--
Dibenzo(a,h)anthracene			--
Dibenzofuran	200	680	--
Diethyl phthalate			--
Dimethyl phthalate			--
Di-n-butyl phthalate	380	1000	--
Dinitro-o-cresol (4,6-Dinitro-2-methylphenol)			--
Di-n-octyl phthalate	39	1100	--
Fluoranthene			--
Fluorene			--
Hexachlorobenzene			--
Hexachlorobutadiene (Hexachloro-1,3-butadiene)			--

Table C-19
Sediment Data for Montlake RS Overflow

		Distance to CSO (ft)	**743**
		Location ID	**LKWA-PB**
		Area	**LWShipCnlLakeUPortB**
		CSO	**Montlake RS**
		Task	**PbTrends10**
		Sample ID	**1010023-13**
		Sample Date	**10/05/2010**
		Depth	**0.5 - 3 ft**
		Sample Type	**N**
	SMS_Fresh_SCO_2013	**SMS_Fresh_CSL_2013**	
Hexachlorocyclopentadiene			--
Hexachloroethane			--
Indeno(1,2,3-c,d)pyrene			--
Isophorone			--
Naphthalene			--
Nitrobenzene			--
n-Nitrosodimethylamine			--
n-Nitrosodi-n-propylamine			--
n-Nitrosodiphenylamine			--
Pentachlorophenol	1200	1200	--
Phenanthrene			--
Phenol	120	210	--
Pyrene			--
Total Benzofluoranthenes (lab reported total)			--
Total cPAH TEQ (7 minimum CAEPA 2005) (U = 0)			--
Total PAH (SMS Freshwater 2013) (U = 0)	17000	30000	--
Polycyclic Aromatic Hydrocarbons (µg/kg)			
2-Methylnaphthalene			--
Acenaphthene			--
Acenaphthylene			--
Anthracene			--
Benzo(a)anthracene			--
Benzo(a)pyrene			--
Benzo(b)fluoranthene			--
Benzo(g,h,i)perylene			--
Benzo(k)fluoranthene			--
Chrysene			--
Dibenzo(a,h)anthracene			--
Dibenzofuran	200	680	--
Fluoranthene			--
Fluorene			--
Indeno(1,2,3-c,d)pyrene			--

Table C-19
Sediment Data for Montlake RS Overflow

		Distance to CSO (ft)	**743**
		Location ID	**LKWA-PB**
		Area	**LWShipCnlLakeUPortB**
		CSO	**Montlake RS**
		Task	**PbTrends10**
		Sample ID	**1010023-13**
		Sample Date	**10/05/2010**
		Depth	**0.5 - 3 ft**
		Sample Type	**N**
	SMS_Fresh_SCO_2013	**SMS_Fresh_CSL_2013**	
Naphthalene			--
Phenanthrene			--
Pyrene			--
Total cPAH TEQ (7 minimum CAEPA 2005) (U = 0)			--
Total PAH (SMS Freshwater 2013) (U = 0)	17000	30000	--
Pesticides (µg/kg)			
4,4'-DDD (p,p'-DDD)			--
4,4'-DDE (p,p'-DDE)			--
4,4'-DDT (p,p'-DDT)			--
Aldrin			--
Chlordane			--
Chlordane, alpha- (Chlordane, cis-)			--
Chlordane, gamma-			--
Dieldrin	4.9	9.3	--
Endosulfan sulfate			--
Endosulfan, alpha- (I)			--
Endosulfan, beta (II)			--
Endrin			--
Endrin aldehyde			--
Endrin ketone	8.5	8.5	--
Heptachlor			--
Heptachlor epoxide			--
Hexachlorocyclohexane (BHC), alpha-			--
Hexachlorocyclohexane (BHC), beta-	7.2	11	--
Hexachlorocyclohexane (BHC), delta-			--
Hexachlorocyclohexane (BHC), gamma- (Lindane)			--
Methoxychlor			--
Toxaphene			--
Sum DDD (U = 0)	310	860	--
Sum DDE (U = 0)	21	33	--
Sum DDT (U = 0)	100	8100	--

Table C-19
Sediment Data for Montlake RS Overflow

		Distance to CSO (ft)	**743**
		Location ID	**LKWA-PB**
		Area	**LWShipCnlLakeUPortB**
		CSO	**Montlake RS**
		Task	**PbTrends10**
		Sample ID	**1010023-13**
		Sample Date	**10/05/2010**
		Depth	**0.5 - 3 ft**
		Sample Type	**N**
	SMS_Fresh_SCO_2013	**SMS_Fresh_CSL_2013**	
PCB Aroclors (µg/kg)			
Aroclor 1016			--
Aroclor 1221			--
Aroclor 1232			--
Aroclor 1242			--
Aroclor 1248			--
Aroclor 1254			--
Aroclor 1260			--
Total PCB Aroclors (SMS Freshwater 2013) (U = 0)	110	2500	--

Notes:

Detected concentration is greater than SMS_Fresh_SCO_2013 screening level

Detected concentration is greater than SMS_Fresh_CSL_2013 screening level

Bold = Detected result

J = Estimated value

U = Compound analyzed, but not detected above detection limit

UJ = Compound analyzed, but not detected above estimated detection limit

Table C-20
Sediment Data for Belvoir PS Overflow/30th Ave. NE Overflow

			Distance to CSO (ft)	28	123	1293
			Location ID	CSO13_CSO-BV-1	LDWRRUN0UB-SS8	FWLKUN-21645-1
			Area	LakeWashington	LakeWashington	LakeWashington
				Belvoir PS/ 30th Ave.	Belvoir PS/ 30th Ave.	Belvoir PS/ 30th Ave.
			CSO	NW	NW	NW
			Task	KC_CSO_2013	LDWRRUN0	FWLKUN01
			Sample ID	L57645-8	UB-SS8-010_20050202	21645-1
			Sample Date	03/27/2013	02/02/2005	07/30/2001
			Depth	0 - 10 cm	0 - 10 cm	0 - 10 cm
			Sample Type	N	FD	N
	SMS_Fresh_SCO_2013	SMS_Fresh_CSL_2013				
Conventional Parameters (mg/kg)						
Acid volatile sulfide				--	--	7.9365079365 U
Ammonia as nitrogen	230	300		--	--	**38.0952381**
Orthohosphate				--	--	**26.50793651**
Phosphorus				--	--	**588.8888888889 J**
Sulfide	39	61		--	--	**93.65079365**
Conventional Parameters (pct)						
Total organic carbon				**8.29**	**14.2**	**0.992**
Total solids				**21.6**	**24.4 J**	**6.3**
Grain Size (pct)						
Pebble				--	--	**2.2**
Gravel				**11.9**	--	--
Granule (very fine gravel)				--	--	**2.2**
Sand				**78.6**	--	--
Sand, coarse				--	--	**5.5**
Sand, medium				--	--	**4.4**
Sand, fine				--	--	**3.3**
Sand, very fine				--	--	**2.2**
Silt				**9.5**	--	--
Silt, coarse				--	--	**3.3**
Silt, medium				--	--	**59.3**
Silt, fine				--	--	**6.7**
Silt, very fine				--	--	0.1 U
Clay				**9.5**	--	--
Clay, coarse				--	--	**9.2**
Clay, medium				--	--	**1.8**
Clay, fine				--	--	0.1 U
Metals (mg/kg)						
Antimony				**2.71**	--	**1.126984127 J**
Arsenic	14	120		**8.66**	--	**20.63492063**
Beryllium				--	--	0.9682539683 U
Cadmium	2.1	5.4		**0.2 J**	--	**0.898412698**
Cadmium-SEM				--	--	6.0634920635 U

Table C-20
Sediment Data for Belvoir PS Overflow/30th Ave. NE Overflow

			Distance to CSO (ft)	28	123	1293
			Location ID	CSO13_CSO-BV-1	LDWRRUN0UB-SS8	FWLKUN-21645-1
			Area	LakeWashington	LakeWashington	LakeWashington
				Belvoir PS/ 30th Ave.	Belvoir PS/ 30th Ave.	Belvoir PS/ 30th Ave.
			CSO	NW	NW	NW
			Task	KC_CSO_2013	LDWRRUN0	FWLKUN01
			Sample ID	L57645-8	UB-SS8-010_20050202	21645-1
			Sample Date	03/27/2013	02/02/2005	07/30/2001
			Depth	0 - 10 cm	0 - 10 cm	0 - 10 cm
			Sample Type	N	FD	N
	SMS_Fresh_SCO_2013	SMS_Fresh_CSL_2013				
Chromium	72	88		**11.1**	--	**20.31746032**
Copper	400	1200		**28.7**	--	**53.49206349**
Copper-SEM				--	--	**25.87301587**
Lead	360	1300		**29.6**	--	**107.1428571**
Lead-SEM				--	--	**115.8730159**
Manganese				--	--	**414.2857143**
Mercury	0.66	0.8		**0.069 J**	--	**0.285714286**
Nickel	26	110		**9.68**	--	**27.77777778**
Nickel-SEM				--	--	**15.23809524**
Selenium	11	20		--	--	8.2222222222 U
Silver	0.57	1.7		0.046 U	--	**0.26984127**
Thallium				--	--	1.0952380952 U
Zinc	3200	4200		**158**	--	**146.6666667**
Zinc-SEM				--	--	**102.6984127**
Organometallic Compounds (µg/kg)						
Butyltin (n-Butyltin)	540	4800		--	--	**76.98412698**
Di-n-butyltin/Dibutyltin/Dibutyltin ion (type unknown)				--	--	**43.96825397**
Tetrabutyltin	97	97		--	--	12.7142857143 U
Tributyltin (ion)	47	320		--	--	**64.126984127 J**
Semivolatile Organics (µg/kg)						
1,2,4-Trichlorobenzene				1.3 U	--	8.4126984127 UJ
1,2-Dichlorobenzene				12.4 U	--	8.4126984127 UJ
1,2-Diphenylhydrazine				--	--	317.4603174603 U
1,3-Dichlorobenzene				--	--	8.4126984127 UJ
1,4-Dichlorobenzene				18.5 U	--	4.1904761905 UJ
2,2'-Oxybis (1-chloropropane)				--	--	476.1904761905 U
2,4,5-Trichlorophenol				--	--	380.9523809524 U
2,4,6-Trichlorophenol				--	--	412.6984126984 U
2,4-Dichlorophenol				--	--	507.9365079365 U
2,4-Dimethylphenol				13 U	--	222.2222222222 U
2,4-Dinitrotoluene				--	--	95.2380952381 U
2,6-Dinitrotoluene				--	--	317.4603174603 U
2-Chloronaphthalene				--	--	507.9365079365 U

Table C-20
Sediment Data for Belvoir PS Overflow/30th Ave. NE Overflow

			Distance to CSO (ft)	28	123	1293
			Location ID	CSO13_CSO-BV-1	LDWRRUN0UB-SS8	FWLKUN-21645-1
			Area	LakeWashington	LakeWashington	LakeWashington
				Belvoir PS/ 30th Ave.	Belvoir PS/ 30th Ave.	Belvoir PS/ 30th Ave.
			CSO	NW	NW	NW
			Task	KC_CSO_2013	LDWRRUN0	FWLKUN01
			Sample ID	L57645-8	UB-SS8-010_20050202	21645-1
			Sample Date	03/27/2013	02/02/2005	07/30/2001
			Depth	0 - 10 cm	0 - 10 cm	0 - 10 cm
			Sample Type	N	FD	N
	SMS_Fresh_SCO_2013	SMS_Fresh_CSL_2013				
2-Chlorophenol				--	--	253.9682539683 U
2-Methylnaphthalene				13 U	--	--
2-Methylphenol (o-Cresol)				13 U	--	603.1746031746 U
2-Nitrophenol				--	--	476.1904761905 U
4-Bromophenyl-phenyl ether				--	--	285.7142857143 U
4-Chlorophenyl phenyl ether				--	--	412.6984126984 U
4-Methylphenol (p-Cresol)	260	2000		60 U	--	507.9365079365 U
Acenaphthene				13 U	--	--
Acenaphthylene				13 U	--	--
Aniline				--	--	603.1746031746 UJ
Anthracene				**49.1**	--	--
Benzo(a)anthracene				**335**	--	--
Benzo(a)pyrene				**316**	--	--
Benzo(b,j,k)fluoranthenes				**755**	--	--
Benzo(g,h,i)perylene				**100 J**	--	--
Benzoic acid	2900	3800		247 U	--	**2698.412698**
Benzyl alcohol				30.9 U	--	190.4761904762 U
bis(2-Chloroethoxy)methane				--	--	539.6825396825 U
bis(2-Chloroethyl)ether				--	--	476.1904761905 UJ
bis(2-Ethylhexyl)phthalate	500	22000		**2020**	--	**1415.873016**
Butylbenzyl phthalate				18.5 U	--	**146.031746**
Chrysene				**391**	--	--
Coprostanol (Cholestan-3-ol (3B, 5B))				--	--	444.4444444444 UJ
Dibenzo(a,h)anthracene				60 U	--	--
Dibenzofuran	200	680		13 U	--	--
Diethyl phthalate				25 U	--	190.4761904762 U
Dimethyl phthalate				24.7 U	--	349.2063492063 U
Di-n-butyl phthalate	380	1000		25 U	--	**193.6507937**
Di-n-octyl phthalate	39	1100		124 U	--	253.9682539683 U
Fluoranthene				**593**	--	--
Fluorene				13 U	--	--
Hexachlorobenzene				1.3 U	--	21.1111111111 U
Hexachlorobutadiene (Hexachloro-1,3-butadiene)				6 U	--	23.8095238095 UJ

Table C-20
Sediment Data for Belvoir PS Overflow/30th Ave. NE Overflow

			Distance to CSO (ft)	28	123	1293
			Location ID	CSO13_CSO-BV-1	LDWRRUN0UB-SS8	FWLKUN-21645-1
			Area	LakeWashington	LakeWashington	LakeWashington
				Belvoir PS/ 30th Ave.	Belvoir PS/ 30th Ave.	Belvoir PS/ 30th Ave.
			CSO	NW	NW	NW
			Task	KC_CSO_2013	LDWRRUN0	FWLKUN01
			Sample ID	L57645-8	UB-SS8-010_20050202	21645-1
			Sample Date	03/27/2013	02/02/2005	07/30/2001
			Depth	0 - 10 cm	0 - 10 cm	0 - 10 cm
			Sample Type	N	FD	N
	SMS_Fresh_SCO_2013	SMS_Fresh_CSL_2013				
Hexachloroethane				--	--	476.1904761905 UJ
Indeno(1,2,3-c,d)pyrene				**97 J**	--	--
Isophorone				--	--	603.1746031746 U
Naphthalene				13 U	--	--
Nitrobenzene				--	--	507.9365079365 UJ
n-Nitrosodimethylamine				--	--	634.9206349206 UJ
n-Nitrosodi-n-propylamine				--	--	285.7142857143 U
n-Nitrosodiphenylamine				30.9 U	--	634.9206349206 UJ
Pentachlorophenol	1200	1200		185 U	--	158.7301587302 U
Phenanthrene				**201**	--	--
Phenol	120	210		60 U	--	285.7142857143 U
Pyrene				**949**	--	--
Total cPAH TEQ (7 minimum CAEPA 2005) (U = 0)				**438.61 J**	--	--
Total PAH (SMS Freshwater 2013) (U = 0)	17000	30000		**3786.1 J**	--	--
Polycyclic Aromatic Hydrocarbons (µg/kg)						
2-Methylnaphthalene				--	--	444.4444444444 U
Acenaphthene				--	--	222.2222222222 U
Acenaphthylene				--	--	476.1904761905 U
Anthracene				--	--	**119.0476190476 J**
Benzo(a)pyrene				--	--	**268.2539683**
Benzo(b)fluoranthene				--	--	**187.3015873**
Benzo(g,h,i)perylene				--	--	253.9682539683 UJ
Benzo(k)fluoranthene				--	--	**77.77777778**
Carbazole	900	1100		--	--	222.2222222222 U
Chrysene				--	--	**160.3174603**
Dibenzo(a,h)anthracene				--	--	**174.6031746032 J**
Dibenzofuran	200	680		--	--	444.4444444444 U
Fluoranthene				--	--	**190.4761905**
Fluorene				--	--	412.6984126984 U
Indeno(1,2,3-c,d)pyrene				--	--	**222.2222222222 J**
Naphthalene				--	--	444.4444444444 UJ
Phenanthrene				--	--	126.9841269841 UJ
Pyrene				--	--	**296.8253968**

Table C-20
Sediment Data for Belvoir PS Overflow/30th Ave. NE Overflow

			Distance to CSO (ft)	28	123	1293
			Location ID	CSO13_CSO-BV-1	LDWRRUN0UB-SS8	FWLKUN-21645-1
			Area	LakeWashington	LakeWashington	LakeWashington
				Belvoir PS/ 30th Ave.	Belvoir PS/ 30th Ave.	Belvoir PS/ 30th Ave.
			CSO	NW	NW	NW
			Task	KC_CSO_2013	LDWRRUN0	FWLKUN01
			Sample ID	L57645-8	UB-SS8-010_20050202	21645-1
			Sample Date	03/27/2013	02/02/2005	07/30/2001
			Depth	0 - 10 cm	0 - 10 cm	0 - 10 cm
			Sample Type	N	FD	N
	SMS_Fresh_SCO_2013	SMS_Fresh_CSL_2013				
Total cPAH TEQ (7 minimum CAEPA 2005) (U = 0)				--	--	**336.047619047655 J**
Total PAH (SMS Freshwater 2013) (U = 0)	17000	30000		--	--	**1696.8253968255 J**
Pesticides (µg/kg)						
4,4'-DDD (p,p'-DDD)				**34 J**	--	**22.22222222**
4,4'-DDE (p,p'-DDE)				**21.3 J**	--	31.746031746 U
4,4'-DDT (p,p'-DDT)				**6.85 J**	--	31.746031746 UJ
Aldrin				--	--	31.746031746 U
Chlordane				--	--	15.873015873 U
Chlorpyrifos				--	--	528.5714285714 U
Diazinon				--	--	265.0793650794 U
Dieldrin	4.9	9.3		--	--	31.746031746 U
Disulfoton				--	--	265.0793650794 U
Endosulfan sulfate				--	--	31.746031746 U
Endosulfan, alpha- (I)				--	--	31.746031746 U
Endosulfan, beta (II)				--	--	31.746031746 U
Endrin				--	--	31.746031746 U
Endrin aldehyde				--	--	63.4920634921 UJ
Heptachlor				--	--	15.873015873 U
Heptachlor epoxide				--	--	15.873015873 U
Hexachlorocyclohexane (BHC), alpha-				--	--	15.873015873 U
Hexachlorocyclohexane (BHC), beta-	7.2	11		--	--	15.873015873 U
Hexachlorocyclohexane (BHC), delta-				--	--	15.873015873 U
Hexachlorocyclohexane (BHC), gamma- (Lindane)				--	--	15.873015873 U
Malathion				--	--	793.6507936508 U
Methoxychlor				--	--	158.7301587302 U
Methyl parathion				--	--	793.6507936508 U
Parathion				--	--	793.6507936508 U
Phorate				--	--	528.5714285714 U
Toxaphene				--	--	317.4603174603 U
Sum DDD (U = 0)	310	860		**34 J**	--	**22.22222222**
Sum DDE (U = 0)	21	33		**21.3 J**	--	31.746031746 U
Sum DDT (U = 0)	100	8100		**6.85 J**	--	31.746031746 UJ
Herbicides (µg/kg)						

Table C-20
Sediment Data for Belvoir PS Overflow/30th Ave. NE Overflow

			Distance to CSO (ft)	28	123	1293
			Location ID	CSO13_CSO-BV-1	LDWRRUN0UB-SS8	FWLKUN-21645-1
			Area	LakeWashington	LakeWashington	LakeWashington
				Belvoir PS/ 30th Ave.	Belvoir PS/ 30th Ave.	Belvoir PS/ 30th Ave.
			CSO	NW	NW	NW
			Task	KC_CSO_2013	LDWRRUN0	FWLKUN01
			Sample ID	L57645-8	UB-SS8-010_20050202	21645-1
			Sample Date	03/27/2013	02/02/2005	07/30/2001
			Depth	0 - 10 cm	0 - 10 cm	0 - 10 cm
			Sample Type	N	FD	N
	SMS_Fresh_SCO_2013	SMS_Fresh_CSL_2013				
2,2-Dichloropropionic acid (Dalapon)				--	--	98.4126984127 UJ
2,4,5-T (2,4,5-Trichlorophenoxyacetic acid)				--	--	98.4126984127 U
2,4,5-TP (Silvex)				--	--	98.4126984127 U
2,4-D (2,4-Dichlorophenoxyacetic acid)				--	--	98.4126984127 U
2,4-DB (2,4-D derivative)				--	--	98.4126984127 U
Dicamba				--	--	98.4126984127 U
Dichlorprop				--	--	98.4126984127 U
Dinoseb				--	--	98.4126984127 U
Mecoprop (MCPP)				--	--	98.4126984127 U
Mephanac (MCPA)				--	--	98.4126984127 U
Dioxin Furans (ng/kg)						
2,3,7,8-Tetrachlorodibenzo-p-dioxin (TCDD)				--	**3.01 J**	--
1,2,3,7,8-Pentachlorodibenzo-p-dioxin (PeCDD)				--	**11.8 J**	--
1,2,3,4,7,8-Hexachlorodibenzo-p-dioxin (HxCDD)				--	**21.2 J**	--
1,2,3,6,7,8-Hexachlorodibenzo-p-dioxin (HxCDD)				--	**62.6**	--
1,2,3,7,8,9-Hexachlorodibenzo-p-dioxin (HxCDD)				--	**51**	--
1,2,3,4,6,7,8-Heptachlorodibenzo-p-dioxin (HpCDD)				--	**1320**	--
1,2,3,4,6,7,8,9-Octachlorodibenzo-p-dioxin (OCDD)				--	**8280**	--
2,3,7,8-Tetrachlorodibenzofuran (TCDF)				--	**6.14**	--
1,2,3,7,8-Pentachlorodibenzofuran (PeCDF)				--	**4.69 J**	--
2,3,4,7,8-Pentachlorodibenzofuran (PeCDF)				--	**6.76 J**	--
1,2,3,4,7,8-Hexachlorodibenzofuran (HxCDF)				--	**15 J**	--
1,2,3,6,7,8-Hexachlorodibenzofuran (HxCDF)				--	**14.4 J**	--
1,2,3,7,8,9-Hexachlorodibenzofuran (HxCDF)				--	**0.858 J**	--
2,3,4,6,7,8-Hexachlorodibenzofuran (HxCDF)				--	**10.8 J**	--
1,2,3,4,6,7,8-Heptachlorodibenzofuran (HpCDF)				--	**222**	--
1,2,3,4,7,8,9-Heptachlorodibenzofuran (HpCDF)				--	**12.8 J**	--
1,2,3,4,6,7,8,9-Octachlorodibenzofuran (OCDF)				--	**517**	--
Total Dioxin/Furan TEQ 2005 (Mammal) (U = 0)				--	**53.3656 J**	--
PCB Aroclors (µg/kg)						
Aroclor 1016				9.3 U	20 UJ	39.6825396825 U
Aroclor 1221				28 U	20 UJ	79.3650793651 U
Aroclor 1232				28 U	20 UJ	79.3650793651 U

Table C-20
Sediment Data for Belvoir PS Overflow/30th Ave. NE Overflow

			Distance to CSO (ft)	28	123	1293
			Location ID	CSO13_CSO-BV-1	LDWRRUN0UB-SS8	FWLKUN-21645-1
			Area	LakeWashington	LakeWashington	LakeWashington
				Belvoir PS/ 30th Ave.	Belvoir PS/ 30th Ave.	Belvoir PS/ 30th Ave.
			CSO	NW	NW	NW
			Task	KC_CSO_2013	LDWRRUN0	FWLKUN01
			Sample ID	L57645-8	UB-SS8-010_20050202	21645-1
			Sample Date	03/27/2013	02/02/2005	07/30/2001
			Depth	0 - 10 cm	0 - 10 cm	0 - 10 cm
			Sample Type	N	FD	N
	SMS_Fresh_SCO_2013	SMS_Fresh_CSL_2013				
Aroclor 1242				**12 J**	20 UJ	39.6825396825 U
Aroclor 1248				9.3 U	20 UJ	39.6825396825 U
Aroclor 1254				**44**	20 UJ	39.6825396825 U
Aroclor 1260				**18 J**	20 UJ	39.6825396825 U
Total PCB Aroclors (SMS Freshwater 2013) (U = 0)	110	2500		**74 J**	20 UJ	79.3650793651 U
Total Petroleum Hydrocarbons (mg/kg)						
Lube oil				--	--	**1173.015873**
Pharmaceuticals and Personal Care Products (µg/kg)						
Caffeine				--	--	190.4761904762 U

Notes:
Detected concentration is greater than SMS_Fresh_SCO_2013 screening level
Detected concentration is greater than SMS_Fresh_CSL_2013 screening level
Bold = Detected result
J = Estimated value
U = Compound analyzed, but not detected above detection limit
UJ = Compound analyzed, but not detected above estimated detection limit
R = Rejected

Table C-21
Sediment Data for Matthews Park PS Overflow

		Distance to CSO (ft)	**2079**
		Location ID	**LKWA000817A**
		Area	**LakeWashington**
		CSO	**Matthews Park PS**
		Task	**LKWA00**
		Sample ID	**L18656-3**
		Sample Date	**08/21/2000**
		Depth	**0 - 10 cm**
		Sample Type	**N**
	SMS_Fresh_SCO_2013	**SMS_Fresh_CSL_2013**	
Conventional Parameters (mg/kg)			
Acid volatile sulfide			30 U
Ammonia	230	300	**59.3**
Phosphorus			**1150**
Sulfide	39	61	30 U
Conventional Parameters (pct)			
Total organic carbon			**3.89**
Total solids			**33.7**
Grain Size (pct)			
Gravel			0.1 UJ
Sand			**8**
Silt			**81**
Clay			**11**
Metals (mg/kg)			
Antimony			0.36 UJ
Arsenic	14	120	**17.8**
Beryllium			**0.261**
Cadmium	2.1	5.4	**1.39**
Chromium	72	88	**60.8**
Copper	400	1200	**57.6**
Lead	360	1300	**335**
Manganese			**602**
Mercury	0.66	0.8	**0.297**
Nickel	26	110	**57.6**
Selenium	11	20	1 U
Silver	0.57	1.7	**0.77 J**
Thallium			0.14 U
Zinc	3200	4200	**249**
Organometallic Compounds (µg/kg)			
Butyltin (n-Butyltin)	540	4800	**43**
Dibutyltin	910	130000	**42**
Tetrabutyltin	97	97	1.2 U

Table C-21
Sediment Data for Matthews Park PS Overflow

		Distance to CSO (ft)	**2079**
		Location ID	**LKWA000817A**
		Area	**LakeWashington**
		CSO	**Matthews Park PS**
		Task	**LKWA00**
		Sample ID	**L18656-3**
		Sample Date	**08/21/2000**
		Depth	**0 - 10 cm**
		Sample Type	**N**
	SMS_Fresh_SCO_2013	**SMS_Fresh_CSL_2013**	
Tributyltin	47	320	**32**
Volatile Organics (µg/kg)			
Hexachlorobutadiene (Hexachloro-1,3-butadiene)			80 U
Semivolatile Organics (µg/kg)			
1,2,4-Trichlorobenzene			2 UJ
1,2-Dichlorobenzene			2 UJ
1,2-Diphenylhydrazine			160 U
1,3-Dichlorobenzene			2 UJ
1,4-Dichlorobenzene			2 UJ
2,2'-Oxybis (1-chloropropane)			160 UJ
2,4,5-Trichlorophenol			330 U
2,4,6-Trichlorophenol			330 U
2,4-Dichlorophenol			80 U
2,4-Dimethylphenol			80 U
2,4-Dinitrophenol			160 U
2,4-Dinitrotoluene			33 U
2,6-Dinitrotoluene			33 U
2-Chloronaphthalene			47 U
2-Chlorophenol			160 U
2-Methylphenol (o-Cresol)			80 U
2-Nitroaniline			330 U
2-Nitrophenol			80 U
3,3'-Dichlorobenzidine			80 UJ
3-Nitroaniline			330 UJ
4-Bromophenyl-phenyl ether			33 U
4-Chloro-3-methylphenol			160 U
4-Chloroaniline			**-- R**
4-Chlorophenyl phenyl ether			47 U
4-Methylphenol (p-Cresol)	260	2000	80 U
4-Nitroaniline			330 UJ
4-Nitrophenol			160 U
Aniline			**-- R**

Table C-21
Sediment Data for Matthews Park PS Overflow

		Distance to CSO (ft)	**2079**
		Location ID	**LKWA000817A**
		Area	**LakeWashington**
		CSO	**Matthews Park PS**
		Task	**LKWA00**
		Sample ID	**L18656-3**
		Sample Date	**08/21/2000**
		Depth	**0 - 10 cm**
		Sample Type	**N**
	SMS_Fresh_SCO_2013	**SMS_Fresh_CSL_2013**	
Benzidine			**-- R**
Benzoic acid	2900	3800	**360 J**
Benzyl alcohol			80 U
bis(2-Chloroethoxy)methane			80 U
bis(2-Chloroethyl)ether			47 UJ
bis(2-Ethylhexyl)phthalate	500	22000	**1400**
Butylbenzyl phthalate			**470**
Coprostanol (Cholestan-3-ol (3B, 5B))			800 U
Diethyl phthalate			80 U
Dimethyl phthalate			33 U
Di-n-butyl phthalate	380	1000	80 U
Dinitro-o-cresol (4,6-Dinitro-2-methylphenol)			160 U
Di-n-octyl phthalate	39	1100	47 U
Hexachlorobenzene			2 UJ
Hexachlorocyclopentadiene			80 UJ
Hexachloroethane			80 UJ
Isophorone			80 U
Nitrobenzene			80 U
n-Nitrosodimethylamine			330 UJ
n-Nitrosodi-n-propylamine			80 U
n-Nitrosodiphenylamine			80 U
Pentachlorophenol	1200	1200	80 U
Phenol	120	210	330 U
Polycyclic Aromatic Hydrocarbons (µg/kg)			
2-Methylnaphthalene			130 U
Acenaphthene			33 U
Acenaphthylene			47 U
Anthracene			47 UJ
Benzo(a)anthracene			**240**
Benzo(a)pyrene			**360**
Benzo(b)fluoranthene			**480 J**
Benzo(g,h,i)perylene			**310 J**

Table C-21
Sediment Data for Matthews Park PS Overflow

		Distance to CSO (ft)	**2079**
		Location ID	**LKWA000817A**
		Area	**LakeWashington**
		CSO	**Matthews Park PS**
		Task	**LKWA00**
		Sample ID	**L18656-3**
		Sample Date	**08/21/2000**
		Depth	**0 - 10 cm**
		Sample Type	**N**
	SMS_Fresh_SCO_2013	**SMS_Fresh_CSL_2013**	
Benzo(k)fluoranthene			**250**
Carbazole	900	1100	80 U
Chrysene			**390**
Dibenzo(a,h)anthracene			130 UJ
Dibenzofuran	200	680	80 U
Fluoranthene			**520 J**
Fluorene			47 U
Indeno(1,2,3-c,d)pyrene			**280 J**
Naphthalene			130 UJ
Phenanthrene			**190**
Pyrene			**560**
Total cPAH TEQ (7 minimum CAEPA 2005) (U = 0)			**488.9 J**
Total PAH (SMS Freshwater 2013) (U = 0)	17000	30000	**3580 J**
Pesticides (µg/kg)			
4,4'-DDD (p,p'-DDD)			**96**
4,4'-DDE (p,p'-DDE)			**20**
4,4'-DDT (p,p'-DDT)			15 UJ
Aldrin			3.9 U
Chlordane			**160**
Chlorpyrifos			50 U
Diazinon			30 U
Dieldrin	4.9	9.3	3.9 U
Disulfoton			30 U
Endosulfan			3.9 U
Endosulfan sulfate			3.9 U
Endrin			3.9 U
Endrin aldehyde			3.9 U
Heptachlor			3.9 U
Heptachlor epoxide			3.9 U
Hexachlorocyclohexane (BHC), alpha-			3.9 U
Hexachlorocyclohexane (BHC), beta-	7.2	11	3.9 U
Hexachlorocyclohexane (BHC), delta-			3.9 U

Table C-21
Sediment Data for Matthews Park PS Overflow

		Distance to CSO (ft)	**2079**
		Location ID	**LKWA000817A**
		Area	**LakeWashington**
		CSO	**Matthews Park PS**
		Task	**LKWA00**
		Sample ID	**L18656-3**
		Sample Date	**08/21/2000**
		Depth	**0 - 10 cm**
		Sample Type	**N**
	SMS_Fresh_SCO_2013	**SMS_Fresh_CSL_2013**	
Hexachlorocyclohexane (BHC), gamma- (Lindane)			3.9 U
Malathion			80 U
Methoxychlor			20 U
Parathion			80 UJ
Phorate			50 U
Toxaphene			39 U
Sum DDD (U = 0)	310	860	**96**
Sum DDE (U = 0)	21	33	**20**
Sum DDT (U = 0)	100	8100	15 UJ
Herbicides (µg/kg)			
2,2-Dichloropropionic acid (Dalapon)			18 UJ
2,4,5-T (2,4,5-Trichlorophenoxyacetic acid)			14 U
2,4,5-TP (Silvex)			17 U
2,4-D (2,4-Dichlorophenoxyacetic acid)			7.1 U
2,4-DB (2,4-D derivative)			10 U
Dicamba			16 U
Dichlorprop			9.2 U
Dinoseb			6.8 U
Mecoprop (MCPP)			8.3 U
Mephanac (MCPA)			8 U
PCB Aroclors (µg/kg)			
Aroclor 1016			39 U
Aroclor 1221			39 U
Aroclor 1232			39 U
Aroclor 1242			39 U
Aroclor 1248			39 U
Aroclor 1254			**200 J**
Aroclor 1260			**130**
Total PCB Aroclors (SMS Freshwater 2013) (U = 0)	110	2500	**330 J**
Total Petroleum Hydrocarbons (mg/kg)			
Diesel range hydrocarbons	340	510	150 U
Gasoline range hydrocarbons			59 U
Lube oil			**1400**

Table C-21
Sediment Data for Matthews Park PS Overflow

		Distance to CSO (ft)	**2079**
		Location ID	**LKWA000817A**
		Area	**LakeWashington**
		CSO	**Matthews Park PS**
		Task	**LKWA00**
		Sample ID	**L18656-3**
		Sample Date	**08/21/2000**
		Depth	**0 - 10 cm**
		Sample Type	**N**
	SMS_Fresh_SCO_2013	**SMS_Fresh_CSL_2013**	
Pharmaceuticals and Personal Care Products (µg/kg)			
Caffeine			16 U

Notes:
Detected concentration is greater than SMS_Fresh_SCO_2013 screening level
Detected concentration is greater than SMS_Fresh_CSL_2013 screening level
Bold = Detected result
J = Estimated value
U = Compound analyzed, but not detected above detection limit
UJ = Compound analyzed, but not detected above estimated detection limit
R = Rejected

Table C-22
Sediment Data for E Pine St. PS Overflow

		Distance to CSO (ft)	38	330	330	330
		Location ID	LKWA00SD007B	LKWA00SD007A	LKWA00SD007A	LKWA00SD007A
		Area	LakeWashington	LakeWashington	LakeWashington	LakeWashington
		CSO	E Pine St. PS	E Pine St. PS	E Pine St. PS	E Pine St. PS
		Task	LKWA00	LKWA00	LKWA00	LKWA00
		Sample ID	L18862-9	L18862-1	L18862-3	L18862-4
		Sample Date	09/25/2000	09/25/2000	09/25/2000	09/25/2000
		Depth	0 - 10 cm	0 - 10 cm	0 - 10 cm	0 - 10 cm
		Sample Type	N	FD	FD	FD
	SMS_Fresh_SCO_2013	SMS_Fresh_CSL_2013				
Conventional Parameters (mg/kg)						
Acid volatile sulfide			**29.4**	**28.5**	21 U	**22.1**
Ammonia	230	300	**16.8**	**15.4**	**15.2**	**17.9**
Phosphorus			**566**	**393**	**500**	**484**
Sulfide	39	61	21 U	**47.4**	**38.6**	**66.3**
Conventional Parameters (pct)						
Total organic carbon			**1.22**	**1.42**	**1.34**	**1.49**
Total solids			**47.7**	**52.7**	**46.6**	**49.8**
Grain Size (pct)						
Gravel			0.1 UJ	**0.6 J**	**0.8 J**	**2.2 J**
Sand			**67.8**	**76.8**	**81.7**	**74.5**
Silt			**28.6**	**20.3**	**15.8**	**21.9**
Clay			**3.6**	**2.3**	**1.7**	**1.4**
Metals (mg/kg)						
Antimony			0.25 UJ	0.23 UJ	0.26 UJ	0.24 UJ
Arsenic	14	120	**6.14**	**4.74**	**5.82**	**5.34**
Beryllium			**0.13**	**0.102**	0.11 U	**0.116**
Cadmium	2.1	5.4	**0.394**	**0.391**	**0.461**	**0.353**
Chromium	72	88	**29.8**	**26.2**	**29**	**27.9**
Copper	400	1200	**19.4**	**16.7**	**19.7**	**17.5**
Lead	360	1300	**57**	**48.2**	**58.6**	**53**
Manganese			**294**	**207**	**258**	**243**
Mercury	0.66	0.8	**0.138**	**0.114**	**0.127**	**0.131**
Nickel	26	110	**29.6**	**27.3**	**30.9**	**29.7**
Selenium	11	20	0.75 U	0.66 U	0.75 U	0.72 U
Silver	0.57	1.7	**0.27 J**	**0.3 J**	**0.28 J**	**0.32 J**
Thallium			0.1 U	0.089 U	0.1 U	0.096 U
Zinc	3200	4200	**81**	**63**	**77**	**75**
Organometallic Compounds (µg/kg)						
Butyltin (n-Butyltin)	540	4800	**12**	**10**	**17**	**15**
Dibutyltin	910	130000	**6.3**	0.66 U	0.75 U	0.7 U
Tetrabutyltin	97	97	0.84 U	0.76 U	0.86 U	0.8 U
Tributyltin	47	320	**9.2 J**	**4.7 J**	**8 J**	**7.4 J**

Table C-22
Sediment Data for E Pine St. PS Overflow

		Distance to CSO (ft)	38	330	330	330
		Location ID	LKWA00SD007B	LKWA00SD007A	LKWA00SD007A	LKWA00SD007A
		Area	LakeWashington	LakeWashington	LakeWashington	LakeWashington
		CSO	E Pine St. PS	E Pine St. PS	E Pine St. PS	E Pine St. PS
		Task	LKWA00	LKWA00	LKWA00	LKWA00
		Sample ID	L18862-9	L18862-1	L18862-3	L18862-4
		Sample Date	09/25/2000	09/25/2000	09/25/2000	09/25/2000
		Depth	0 - 10 cm	0 - 10 cm	0 - 10 cm	0 - 10 cm
		Sample Type	N	FD	FD	FD
	SMS_Fresh_SCO_2013	SMS_Fresh_CSL_2013				
Volatile Organics (µg/kg)						
Hexachlorobutadiene (Hexachloro-1,3-butadiene)			57 U	51 U	58 U	54 U
Semivolatile Organics (µg/kg)						
1,2,4-Trichlorobenzene			1.4 UJ	1.3 UJ	1.5 UJ	1.4 UJ
1,2-Dichlorobenzene			1.4 UJ	1.3 UJ	1.5 UJ	1.4 UJ
1,2-Diphenylhydrazine			110 U	100 U	110 U	110 U
1,3-Dichlorobenzene			1.4 UJ	1.3 UJ	1.5 UJ	1.4 UJ
1,4-Dichlorobenzene			1.4 UJ	1.3 UJ	1.5 UJ	1.4 UJ
2,2'-Oxybis (1-chloropropane)			110 UJ	100 UJ	110 UJ	110 UJ
2,4,5-Trichlorophenol			230 U	210 U	240 U	220 U
2,4,6-Trichlorophenol			230 U	210 U	240 U	220 U
2,4-Dichlorophenol			57 U	51 U	58 U	54 U
2,4-Dimethylphenol			57 U	51 U	58 U	54 U
2,4-Dinitrophenol			110 U	100 U	110 U	110 U
2,4-Dinitrotoluene			23 U	21 U	24 U	22 U
2,6-Dinitrotoluene			23 U	21 U	24 U	22 U
2-Chloronaphthalene			34 U	30 U	34 U	32 U
2-Chlorophenol			110 U	100 U	110 U	110 U
2-Methylphenol (o-Cresol)			57 U	51 U	58 U	54 U
2-Nitroaniline			230 U	210 U	240 U	220 U
2-Nitrophenol			57 U	51 U	58 U	54 U
3,3'-Dichlorobenzidine			57 UJ	51 UJ	58 UJ	54 UJ
3-Nitroaniline			230 UJ	210 UJ	240 UJ	220 UJ
4-Bromophenyl-phenyl ether			23 U	21 U	24 U	22 U
4-Chloro-3-methylphenol			110 U	100 U	110 U	110 U
4-Chloroaniline			**-- R**	**-- R**	**-- R**	**-- R**
4-Chlorophenyl phenyl ether			34 U	30 U	34 U	32 U
4-Methylphenol (p-Cresol)	260	2000	57 U	51 U	58 U	54 U
4-Nitroaniline			230 UJ	210 UJ	240 UJ	220 UJ
4-Nitrophenol			110 U	100 U	110 U	110 U
Aniline			**-- R**	**-- R**	**-- R**	**-- R**
Benzidine			**-- R**	**-- R**	**-- R**	**-- R**
Benzoic acid	2900	3800	230 U	210 U	240 U	220 U

Table C-22
Sediment Data for E Pine St. PS Overflow

			Distance to CSO (ft)	38	330	330	330
			Location ID	LKWA00SD007B	LKWA00SD007A	LKWA00SD007A	LKWA00SD007A
			Area	LakeWashington	LakeWashington	LakeWashington	LakeWashington
			CSO	E Pine St. PS	E Pine St. PS	E Pine St. PS	E Pine St. PS
			Task	LKWA00	LKWA00	LKWA00	LKWA00
			Sample ID	L18862-9	L18862-1	L18862-3	L18862-4
			Sample Date	09/25/2000	09/25/2000	09/25/2000	09/25/2000
			Depth	0 - 10 cm	0 - 10 cm	0 - 10 cm	0 - 10 cm
			Sample Type	N	FD	FD	FD
	SMS_Fresh_SCO_2013	SMS_Fresh_CSL_2013					
Benzyl alcohol				57 U	51 U	58 U	54 U
bis(2-Chloroethoxy)methane				57 U	51 U	58 U	54 U
bis(2-Chloroethyl)ether				34 UJ	30 UJ	34 UJ	32 UJ
bis(2-Ethylhexyl)phthalate	500	22000		**610**	**30**	**150**	**260**
Butylbenzyl phthalate				**98**	30 U	34 U	32 U
Coprostanol (Cholestan-3-ol (3B, 5B))				570 U	510 U	580 U	540 U
Diethyl phthalate				57 U	51 U	58 U	54 U
Dimethyl phthalate				23 U	21 U	24 U	22 U
Di-n-butyl phthalate	380	1000		57 U	51 U	58 U	54 U
Dinitro-o-cresol (4,6-Dinitro-2-methylphenol)				110 U	100 U	110 U	110 U
Di-n-octyl phthalate	39	1100		34 U	30 U	34 U	32 U
Hexachlorobenzene				1.4 UJ	1.3 UJ	1.5 UJ	1.4 UJ
Hexachlorocyclopentadiene				57 UJ	51 UJ	58 UJ	54 UJ
Hexachloroethane				57 UJ	51 UJ	58 UJ	54 UJ
Isophorone				57 U	51 U	58 U	54 U
Nitrobenzene				57 U	51 U	58 U	54 U
n-Nitrosodimethylamine				230 UJ	210 UJ	240 UJ	220 UJ
n-Nitrosodi-n-propylamine				57 U	51 U	58 U	54 U
n-Nitrosodiphenylamine				57 U	51 U	58 U	54 U
Pentachlorophenol	1200	1200		57 U	51 U	58 U	54 U
Phenol	120	210		230 U	210 U	240 U	220 U
Polycyclic Aromatic Hydrocarbons (µg/kg)							
2-Methylnaphthalene				90 U	82 U	92 U	86 U
Acenaphthene				23 U	21 U	24 U	22 U
Acenaphthylene				34 U	30 U	34 U	32 U
Anthracene				**52 J**	30 UJ	34 UJ	32 UJ
Benzo(a)anthracene				**130**	**59**	**90**	**74**
Benzo(a)pyrene				**220**	51 U	**110**	**80**
Benzo(b)fluoranthene				**130 J**	82 UJ	**100 J**	**88 J**
Benzo(g,h,i)perylene				**61 J**	51 UJ	58 UJ	54 UJ
Benzo(k)fluoranthene				**190**	82 U	92 U	86 U
Carbazole	900	1100		57 U	51 U	58 U	54 U
Chrysene				**250**	**76**	**130**	**93**

Table C-22
Sediment Data for E Pine St. PS Overflow

			Distance to CSO (ft)	38	330	330	330
			Location ID	LKWA00SD007B	LKWA00SD007A	LKWA00SD007A	LKWA00SD007A
			Area	LakeWashington	LakeWashington	LakeWashington	LakeWashington
			CSO	E Pine St. PS	E Pine St. PS	E Pine St. PS	E Pine St. PS
			Task	LKWA00	LKWA00	LKWA00	LKWA00
			Sample ID	L18862-9	L18862-1	L18862-3	L18862-4
			Sample Date	09/25/2000	09/25/2000	09/25/2000	09/25/2000
			Depth	0 - 10 cm	0 - 10 cm	0 - 10 cm	0 - 10 cm
			Sample Type	N	FD	FD	FD
	SMS_Fresh_SCO_2013	SMS_Fresh_CSL_2013					
Dibenzo(a,h)anthracene				90 U	82 U	92 U	86 U
Dibenzofuran	200	680		57 U	51 U	58 U	54 U
Fluoranthene				**220 J**	**110 J**	**170 J**	**140 J**
Fluorene				34 U	30 U	34 U	32 U
Indeno(1,2,3-c,d)pyrene				**69 J**	51 UJ	58 UJ	54 UJ
Naphthalene				90 UJ	82 UJ	92 UJ	86 UJ
Phenanthrene				**220 J**	**53 J**	**68 J**	**90 J**
Pyrene				**250**	**92**	**150**	**140**
Total cPAH TEQ (7 minimum CAEPA 2005) (U = 0)				**274.4 J**	**6.66 J**	**130.3 J**	**97.13 J**
Total PAH (SMS Freshwater 2013) (U = 0)	17000	30000		**1792 J**	**390 J**	**818 J**	**705 J**
Pesticides (µg/kg)							
4,4'-DDD (p,p'-DDD)				2.7 U	**9.2**	**10**	**9**
4,4'-DDE (p,p'-DDE)				2.7 U	**3**	**3.4**	**3.4**
4,4'-DDT (p,p'-DDT)				2.7 UJ	2.5 UJ	2.8 UJ	2.6 UJ
Aldrin				2.7 U	2.5 U	2.8 U	2.6 U
Chlordane				14 U	13 U	14 U	13 U
Chlorpyrifos				36 UJ	32 UJ	36 UJ	34 UJ
Diazinon				21 U	19 U	21 U	20 U
Dieldrin	4.9	9.3		2.7 U	2.5 U	2.8 U	2.6 U
Disulfoton				21 U	19 U	21 U	20 U
Endosulfan				2.7 U	2.5 U	2.8 U	2.6 U
Endosulfan sulfate				2.7 U	2.5 U	2.8 U	2.6 U
Endrin				2.7 U	2.5 U	2.8 U	2.6 U
Endrin aldehyde				2.7 UJ	2.5 UJ	2.8 UJ	2.6 UJ
Heptachlor				2.7 U	2.5 U	2.8 U	2.6 U
Heptachlor epoxide				2.7 U	2.5 U	2.8 U	2.6 U
Hexachlorocyclohexane (BHC), alpha-				2.7 U	2.5 U	2.8 U	2.6 U
Hexachlorocyclohexane (BHC), beta-	7.2	11		2.7 U	2.5 U	2.8 U	2.6 U
Hexachlorocyclohexane (BHC), delta-				2.7 U	2.5 U	2.8 U	2.6 U
Hexachlorocyclohexane (BHC), gamma- (Lindane)				2.7 U	2.5 U	2.8 U	2.6 U
Malathion				57 UJ	51 UJ	58 UJ	54 UJ
Methoxychlor				14 U	13 U	14 U	13 U
Parathion				57 UJ	51 UJ	58 UJ	54 UJ

Table C-22
Sediment Data for E Pine St. PS Overflow

			Distance to CSO (ft)	38	330	330	330
			Location ID	LKWA00SD007B	LKWA00SD007A	LKWA00SD007A	LKWA00SD007A
			Area	LakeWashington	LakeWashington	LakeWashington	LakeWashington
			CSO	E Pine St. PS	E Pine St. PS	E Pine St. PS	E Pine St. PS
			Task	LKWA00	LKWA00	LKWA00	LKWA00
			Sample ID	L18862-9	L18862-1	L18862-3	L18862-4
			Sample Date	09/25/2000	09/25/2000	09/25/2000	09/25/2000
			Depth	0 - 10 cm	0 - 10 cm	0 - 10 cm	0 - 10 cm
			Sample Type	N	FD	FD	FD
	SMS_Fresh_SCO_2013	SMS_Fresh_CSL_2013					
Phorate				36 U	32 U	36 U	34 U
Toxaphene				27 U	25 U	28 U	26 U
Sum DDD (U = 0)	310	860		2.7 U	**9.2**	**10**	**9**
Sum DDE (U = 0)	21	33		2.7 U	**3**	**3.4**	**3.4**
Sum DDT (U = 0)	100	8100		2.7 UJ	2.5 UJ	2.8 UJ	2.6 UJ
Herbicides (µg/kg)							
2,2-Dichloropropionic acid (Dalapon)				13 UJ	12 UJ	14 UJ	12 UJ
2,4,5-T (2,4,5-Trichlorophenoxyacetic acid)				10 U	9.5 U	11 U	9.6 U
2,4,5-TP (Silvex)				13 U	12 U	13 U	12 U
2,4-D (2,4-Dichlorophenoxyacetic acid)				5.5 U	4.9 U	5.6 U	5 U
2,4-DB (2,4-D derivative)				7.3 U	6.8 U	7.7 U	6.8 U
Dicamba				12 U	11 U	13 U	11 U
Dichlorprop				6.7 U	6.3 U	7.1 U	6.2 U
Dinoseb				5 U	4.7 U	5.4 U	4.6 U
Mecoprop (MCPP)				6.3 U	5.7 U	6.4 U	5.6 U
Mephanac (MCPA)				5.9 U	5.5 U	6.2 U	5.4 U
PCB Aroclors (µg/kg)							
Aroclor 1016				27 U	25 U	28 U	26 U
Aroclor 1221				27 U	25 U	28 U	26 U
Aroclor 1232				27 U	25 U	28 U	26 U
Aroclor 1242				27 U	25 U	28 U	26 U
Aroclor 1248				27 U	25 U	28 U	26 U
Aroclor 1254				**61**	25 U	28 U	26 U
Aroclor 1260				27 U	25 U	28 U	26 U
Total PCB Aroclors (SMS Freshwater 2013) (U = 0)	110	2500		**61**	25 U	28 U	26 U
Total Petroleum Hydrocarbons (mg/kg)							
Diesel range hydrocarbons	340	510		100 U	95 U	110 U	100 U
Gasoline range hydrocarbons				42 U	38 U	43 U	40 U
Lube oil				210 U	190 U	210 U	200 U
Pharmaceuticals and Personal Care Products (µg/kg)							
Caffeine				11 U	10 U	11 U	11 U

Table C-22
Sediment Data for E Pine St. PS Overflow

		Distance to CSO (ft)	38	330	330	330
		Location ID	LKWA00SD007B	LKWA00SD007A	LKWA00SD007A	LKWA00SD007A
		Area	LakeWashington	LakeWashington	LakeWashington	LakeWashington
		CSO	E Pine St. PS	E Pine St. PS	E Pine St. PS	E Pine St. PS
		Task	LKWA00	LKWA00	LKWA00	LKWA00
		Sample ID	L18862-9	L18862-1	L18862-3	L18862-4
		Sample Date	09/25/2000	09/25/2000	09/25/2000	09/25/2000
		Depth	0 - 10 cm	0 - 10 cm	0 - 10 cm	0 - 10 cm
		Sample Type	N	FD	FD	FD
	SMS_Fresh_SCO_2013	SMS_Fresh_CSL_2013				

Notes:
Detected concentration is greater than SMS_Fresh_SCO_2013 screening level
Detected concentration is greater than SMS_Fresh_CSL_2013 screening level
Bold = Detected result
J = Estimated value
U = Compound analyzed, but not detected above detection limit
UJ = Compound analyzed, but not detected above estimated detection limit
R = Rejected

Table C-23
Sediment Data for Rainier Ave. PS Overflow

			Pre vs Post 10 years	Sample date pre 3/2005	Sample date pre 3/2005	Sample date post 3/2005
			Distance to CSO (ft)	101	208	673
			Location ID	LKWA000864A	LKWA000864B	S_LK_WA_SED_33A
			Area	LakeWashington	LakeWashington	LakeWashington
			CSO	Rainier Ave. PS	Rainier Ave. PS	Rainier Ave. PS
			Task	LKWA00	LKWA00	BERA0006
			Sample ID	L18862-2	L18862-10	0902007-32
			Sample Date	09/25/2000	09/25/2000	02/25/2009
			Depth	0 - 10 cm	0 - 10 cm	0 - 2 cm
			Sample Type	N	N	N
	SMS_Fresh_SCO_2013	SMS_Fresh_CSL_2013				
Conventional Parameters (mg/kg)						
Acid volatile sulfide			**52.6**	**35**	--
Ammonia	230	300	**60.2**	**19.5**	--
Phosphorus			**657**	**359**	--
Sulfide	39	61	**150**	**114**	--
Conventional Parameters (pct)						
Total organic carbon			**4.56**	**1.65**	**4.97**
Total solids			**39.9**	**42.9**	**16.9**
Grain Size (pct)						
Gravel			**0.9 J**	**0.9 J**	**0**
Sand			**58.8**	**75.5**	**45.5**
Silt			**35.8**	**18.6**	**55.9**
Clay			**4.5**	**5**	**5.53**
Metals (mg/kg)						
Antimony			**0.4 J**	0.28 UJ	--
Arsenic	14	120	**9.32**	**6.25**	--
Beryllium			**0.16**	0.11 U	--
Cadmium	2.1	5.4	**1.58**	**0.709**	--
Chromium	72	88	**31.8**	**22.1**	--
Copper	400	1200	**69.4**	**23.8**	--
Lead	360	1300	**283**	**82.5**	--
Manganese			**199**	**138**	--
Mercury	0.66	0.8	**0.546**	**0.191**	--
Nickel	26	110	**30.8**	**18.8**	--
Selenium	11	20	0.9 U	0.84 U	--
Silver	0.57	1.7	**0.63 J**	**0.26 J**	--
Thallium			0.12 U	0.11 U	--
Zinc	3200	4200	**260**	**93**	--
Organometallic Compounds (µg/kg)						
Butyltin (n-Butyltin)	540	4800	**56**	**41**	--
Dibutyltin	910	130000	**96**	**32**	--
Tetrabutyltin	97	97	1 U	0.93 U	--
Tributyltin	47	320	**260 J**	**48 J**	--

Table C-23
Sediment Data for Rainier Ave. PS Overflow

			Pre vs Post 10 years	Sample date pre 3/2005	Sample date pre 3/2005	Sample date post 3/2005
			Distance to CSO (ft)	101	208	673
			Location ID	LKWA000864A	LKWA000864B	S_LK_WA_SED_33A
			Area	LakeWashington	LakeWashington	LakeWashington
			CSO	Rainier Ave. PS	Rainier Ave. PS	Rainier Ave. PS
			Task	LKWA00	LKWA00	BERA0006
			Sample ID	L18862-2	L18862-10	0902007-32
			Sample Date	09/25/2000	09/25/2000	02/25/2009
			Depth	0 - 10 cm	0 - 10 cm	0 - 2 cm
			Sample Type	N	N	N
	SMS_Fresh_SCO_2013	SMS_Fresh_CSL_2013				
Volatile Organics (µg/kg)						
Hexachlorobutadiene (Hexachloro-1,3-butadiene)				68 U	63 U	--
Semivolatile Organics (µg/kg)						
1,2,4-Trichlorobenzene				1.7 UJ	1.6 UJ	--
1,2-Dichlorobenzene				**3.3 J**	1.6 UJ	--
1,2-Diphenylhydrazine				130 U	120 U	--
1,3-Dichlorobenzene				1.7 UJ	1.6 UJ	--
1,4-Dichlorobenzene				1.7 UJ	1.6 UJ	--
2,2'-Oxybis (1-chloropropane)				130 UJ	120 UJ	--
2,4,5-Trichlorophenol				280 U	260 U	--
2,4,6-Trichlorophenol				280 U	260 U	--
2,4-Dichlorophenol				68 U	63 U	--
2,4-Dimethylphenol				68 U	63 U	--
2,4-Dinitrophenol				130 U	120 U	--
2,4-Dinitrotoluene				28 U	26 U	--
2,6-Dinitrotoluene				28 U	26 U	--
2-Chloronaphthalene				40 U	37 U	--
2-Chlorophenol				130 U	120 U	--
2-Methylphenol (o-Cresol)				68 U	63 U	--
2-Nitroaniline				280 U	260 U	--
2-Nitrophenol				68 U	63 U	--
3,3'-Dichlorobenzidine				68 UJ	63 UJ	--
3-Nitroaniline				280 UJ	260 UJ	--
4-Bromophenyl-phenyl ether				28 U	26 U	--
4-Chloro-3-methylphenol				130 U	120 U	--
4-Chloroaniline				**-- R**	**-- R**	--
4-Chlorophenyl phenyl ether				40 U	37 U	--
4-Methylphenol (p-Cresol)	260	2000		68 U	63 U	--
4-Nitroaniline				280 UJ	260 UJ	--
4-Nitrophenol				130 U	120 U	--
Aniline				**-- R**	**-- R**	--
Benzidine				**-- R**	**-- R**	--
Benzoic acid	2900	3800		**300**	260 U	--

Table C-23
Sediment Data for Rainier Ave. PS Overflow

			Pre vs Post 10 years	Sample date pre 3/2005	Sample date pre 3/2005	Sample date post 3/2005
			Distance to CSO (ft)	101	208	673
			Location ID	LKWA000864A	LKWA000864B	S_LK_WA_SED_33A
			Area	LakeWashington	LakeWashington	LakeWashington
			CSO	Rainier Ave. PS	Rainier Ave. PS	Rainier Ave. PS
			Task	LKWA00	LKWA00	BERA0006
			Sample ID	L18862-2	L18862-10	0902007-32
			Sample Date	09/25/2000	09/25/2000	02/25/2009
			Depth	0 - 10 cm	0 - 10 cm	0 - 2 cm
			Sample Type	N	N	N
	SMS_Fresh_SCO_2013	SMS_Fresh_CSL_2013				
Benzyl alcohol				68 U	63 U	--
bis(2-Chloroethoxy)methane				68 U	63 U	--
bis(2-Chloroethyl)ether				40 UJ	37 UJ	--
bis(2-Ethylhexyl)phthalate	500	22000		**11000**	**210**	--
Butylbenzyl phthalate				**540**	37 U	--
Coprostanol (Cholestan-3-ol (3B, 5B))				680 U	630 U	--
Diethyl phthalate				68 U	63 U	--
Dimethyl phthalate				28 U	26 U	--
Di-n-butyl phthalate	380	1000		68 U	63 U	--
Dinitro-o-cresol (4,6-Dinitro-2-methylphenol)				130 U	120 U	--
Di-n-octyl phthalate	39	1100		40 U	37 U	--
Hexachlorobenzene				**3.6 J**	1.6 UJ	--
Hexachlorocyclopentadiene				68 UJ	63 UJ	--
Hexachloroethane				68 UJ	63 UJ	--
Isophorone				68 U	63 U	--
Nitrobenzene				68 U	63 U	--
n-Nitrosodimethylamine				280 UJ	260 UJ	--
n-Nitrosodi-n-propylamine				68 U	63 U	--
n-Nitrosodiphenylamine				68 U	63 U	--
Pentachlorophenol	1200	1200		68 U	63 U	--
Phenol	120	210		280 U	260 U	--
Polycyclic Aromatic Hydrocarbons (µg/kg)						
2-Methylnaphthalene				110 U	100 U	--
Acenaphthene				28 U	26 U	--
Acenaphthylene				40 U	37 U	--
Anthracene				**150 J**	37 UJ	--
Benzo(a)anthracene				**590**	**87**	--
Benzo(a)pyrene				**710**	**82**	--
Benzo(b)fluoranthene				**680 J**	**100 J**	--
Benzo(g,h,i)perylene				**430 J**	**82 J**	--
Benzo(k)fluoranthene				**730**	100 U	--
Carbazole	900	1100		68 U	63 U	--
Chrysene				**1300**	**110**	--

Table C-23
Sediment Data for Rainier Ave. PS Overflow

			Pre vs Post 10 years	Sample date pre 3/2005	Sample date pre 3/2005	Sample date post 3/2005
			Distance to CSO (ft)	101	208	673
			Location ID	LKWA000864A	LKWA000864B	S_LK_WA_SED_33A
			Area	LakeWashington	LakeWashington	LakeWashington
			CSO	Rainier Ave. PS	Rainier Ave. PS	Rainier Ave. PS
			Task	LKWA00	LKWA00	BERA0006
			Sample ID	L18862-2	L18862-10	0902007-32
			Sample Date	09/25/2000	09/25/2000	02/25/2009
			Depth	0 - 10 cm	0 - 10 cm	0 - 2 cm
			Sample Type	N	N	N
	SMS_Fresh_SCO_2013	SMS_Fresh_CSL_2013				
Dibenzo(a,h)anthracene				110 U	100 U	--
Dibenzofuran	200	680		68 U	63 U	--
Fluoranthene				**1300 J**	**150 J**	--
Fluorene				40 U	37 U	--
Indeno(1,2,3-c,d)pyrene				**330 J**	**89 J**	--
Naphthalene				110 UJ	100 UJ	--
Phenanthrene				**880 J**	**82 J**	--
Pyrene				**2300**	**150**	--
Total cPAH TEQ (7 minimum CAEPA 2005) (U = 0)				**956 J**	**110.7 J**	--
Total PAH (SMS Freshwater 2013) (U = 0)	17000	30000		**9400 J**	**932 J**	--
Pesticides (µg/kg)						
4,4'-DDD (p,p'-DDD)				**49**	**16**	--
4,4'-DDE (p,p'-DDE)				**11**	**5.8**	--
4,4'-DDT (p,p'-DDT)				**19 J**	3 UJ	--
Aldrin				3.3 U	3 U	--
Chlordane				**180**	16 U	--
Chlorpyrifos				43 UJ	40 UJ	--
Diazinon				25 UJ	23 U	--
Dieldrin	4.9	9.3		3.3 U	3 U	--
Disulfoton				25 UJ	23 U	--
Endosulfan				3.3 U	3 U	--
Endosulfan sulfate				3.3 U	3 U	--
Endrin				3.3 U	3 U	--
Endrin aldehyde				3.3 UJ	3 UJ	--
Heptachlor				3.3 U	3 U	--
Heptachlor epoxide				3.3 U	3 U	--
Hexachlorocyclohexane (BHC), alpha-				3.3 U	3 U	--
Hexachlorocyclohexane (BHC), beta-	7.2	11		3.3 U	3 U	--
Hexachlorocyclohexane (BHC), delta-				3.3 U	3 U	--
Hexachlorocyclohexane (BHC), gamma- (Lindane)				3.3 U	3 U	--
Malathion				68 UJ	63 UJ	--
Methoxychlor				17 U	16 U	--
Parathion				68 UJ	63 UJ	--

Table C-23
Sediment Data for Rainier Ave. PS Overflow

			Pre vs Post 10 years	Sample date pre 3/2005	Sample date pre 3/2005	Sample date post 3/2005
			Distance to CSO (ft)	101	208	673
			Location ID	LKWA000864A	LKWA000864B	S_LK_WA_SED_33A
			Area	LakeWashington	LakeWashington	LakeWashington
			CSO	Rainier Ave. PS	Rainier Ave. PS	Rainier Ave. PS
			Task	LKWA00	LKWA00	BERA0006
			Sample ID	L18862-2	L18862-10	0902007-32
			Sample Date	09/25/2000	09/25/2000	02/25/2009
			Depth	0 - 10 cm	0 - 10 cm	0 - 2 cm
			Sample Type	N	N	N
	SMS_Fresh_SCO_2013	SMS_Fresh_CSL_2013				
Phorate				43 UJ	40 U	--
Toxaphene				33 U	30 U	--
Sum DDD (U = 0)	310	860		**49**	**16**	--
Sum DDE (U = 0)	21	33		**11**	**5.8**	--
Sum DDT (U = 0)	100	8100		**19 J**	3 UJ	--
Herbicides (µg/kg)						
2,2-Dichloropropionic acid (Dalapon)				16 UJ	14 UJ	--
2,4,5-T (2,4,5-Trichlorophenoxyacetic acid)				12 U	11 U	--
2,4,5-TP (Silvex)				15 U	14 U	--
2,4-D (2,4-Dichlorophenoxyacetic acid)				6.3 U	5.8 U	--
2,4-DB (2,4-D derivative)				8.5 U	7.9 U	--
Dicamba				14 U	13 U	--
Dichlorprop				7.8 U	7.2 U	--
Dinoseb				5.8 U	5.4 U	--
Mecoprop (MCPP)				7.3 U	6.5 U	--
Mephanac (MCPA)				7 U	6.3 U	--
PCB Aroclors (µg/kg)						
Aroclor 1016				33 U	30 U	23 UJ
Aroclor 1221				33 U	30 U	15 UJ
Aroclor 1232				33 U	30 U	18 UJ
Aroclor 1242				33 U	30 U	29 UJ
Aroclor 1248				**230**	30 U	7.3 U
Aroclor 1254				**340**	30 U	**27**
Aroclor 1260				33 U	30 U	**30**
Aroclor 1262				--	--	23 UJ
Aroclor 1268				--	--	7.3 U
Total PCB Aroclors (SMS Freshwater 2013) (U = 0)	110	2500		**570**	30 U	**57 J**
Total Petroleum Hydrocarbons (mg/kg)						
Diesel range hydrocarbons	340	510		130 U	120 U	--
Gasoline range hydrocarbons				50 U	47 U	--
Lube oil				**6700 J**	**820 J**	--
Pharmaceuticals and Personal Care Products (µg/kg)						
Caffeine				13 U	12 U	--

Table C-23
Sediment Data for Rainier Ave. PS Overflow

		Pre vs Post 10 years	Sample date pre 3/2005	Sample date pre 3/2005	Sample date post 3/2005
		Distance to CSO (ft)	101	208	673
		Location ID	LKWA000864A	LKWA000864B	S_LK_WA_SED_33A
		Area	LakeWashington	LakeWashington	LakeWashington
		CSO	Rainier Ave. PS	Rainier Ave. PS	Rainier Ave. PS
		Task	LKWA00	LKWA00	BERA0006
		Sample ID	L18862-2	L18862-10	0902007-32
		Sample Date	09/25/2000	09/25/2000	02/25/2009
		Depth	0 - 10 cm	0 - 10 cm	0 - 2 cm
		Sample Type	N	N	N
	SMS_Fresh_SCO_2013	SMS_Fresh_CSL_2013			

Notes:

Detected concentration is greater than SMS_Fresh_SCO_2013 screening level

Detected concentration is greater than SMS_Fresh_CSL_2013 screening level

Bold = Detected result

J = Estimated value

U = Compound analyzed, but not detected above detection limit

UJ = Compound analyzed, but not detected above estimated detection limit

R = Rejected

Table C-24
Sediment Data for MLK Jr. Way Overflow/Henderson St. PS Overflow

			Distance to CSO (ft)	30	252	302	302
			Location ID	LKWA004903B	KCM-4903	LKWA004903A	LKWA004903A
			Area	LakeWashington	LakeWashington	LakeWashington	LakeWashington
				MLK Jr. Way/Henderson St.	MLK Jr. Way/Henderson St.	MLK Jr. Way/Henderson St.	MLK Jr. Way/Henderson St.
			CSO	PS	PS	PS	PS
			Task	LKWA00	KC_old	LKWA00	LKWA00
			Sample ID	L18862-8	L6537-39	L18862-5	L18862-6
			Sample Date	09/25/2000	07/19/1995	09/25/2000	09/25/2000
			Depth	0 - 8 cm	0 - 2 cm	0 - 10 cm	0 - 10 cm
			Sample Type	N	N	FD	FD
	SMS_Fresh_SCO_2013	SMS_Fresh_CSL_2013					
Conventional Parameters (mg/kg)							
Acid volatile sulfide			**46.1**	--	**125**	**68.6**
Ammonia	230	300	**112**	--	**15.2**	**15.8**
Phosphorus			**1310**	--	**625**	**578**
Sulfide	39	61	33 U	--	**223**	**179**
Conventional Parameters (pct)							
Total organic carbon			**4.9**	--	**3.8**	**6.59**
Total solids			**30.4**	--	**40.8**	**40.8**
Grain Size (pct)							
Gravel			**1.8 J**	--	**1.8 J**	**1.7 J**
Sand			**69**	--	**73.8**	**76.3**
Silt			**25.5**	--	**22.1**	**19.9**
Clay			**3.7**	--	**2.3**	**2.1**
Metals (mg/kg)							
Antimony			0.39 UJ	--	**0.54 J**	**0.29 J**
Arsenic	14	120	**9.14**	--	**8.7**	**6.2**
Beryllium			0.16 U	--	**0.147**	**0.135**
Cadmium	2.1	5.4	**1.3**	--	**0.968**	**0.953**
Chromium	72	88	**28.7**	--	**26.2**	**27.5**
Copper	400	1200	**47.7**	--	**62.7**	**60.8**
Lead	360	1300	**154**	--	**234**	**162**
Manganese			**312**	--	**164**	**172**
Mercury	0.66	0.8	**0.253**	--	**0.343**	**0.819**
Nickel	26	110	**25.7**	--	**28.9**	**29.2**
Selenium	11	20	1.2 U	--	0.88 U	0.86 U
Silver	0.57	1.7	**0.53 J**	--	**0.39 J**	**0.37 J**
Thallium			0.16 U	--	0.12 U	0.11 U
Zinc	3200	4200	**240**	--	**220**	**210**
Organometallic Compounds (µg/kg)							
Butyltin (n-Butyltin)	540	4800	**76**	--	**64**	**42**
Dibutyltin	910	130000	**92**	--	**43**	**40**
Tetrabutyltin	97	97	1.3 U	--	0.98 U	0.98 U
Tributyltin	47	320	**160 J**	--	**60 J**	**55 J**
Volatile Organics (µg/kg)							
1,1,1-Trichloroethane			--	17.73 U	--	--

Table C-24
Sediment Data for MLK Jr. Way Overflow/Henderson St. PS Overflow

		Distance to CSO (ft)	30	252	302	302
		Location ID	LKWA004903B	KCM-4903	LKWA004903A	LKWA004903A
		Area	LakeWashington	LakeWashington	LakeWashington	LakeWashington
			MLK Jr. Way/Henderson St.	MLK Jr. Way/Henderson St.	MLK Jr. Way/Henderson St.	MLK Jr. Way/Henderson St.
		CSO	PS	PS	PS	PS
		Task	LKWA00	KC_old	LKWA00	LKWA00
		Sample ID	L18862-8	L6537-39	L18862-5	L18862-6
		Sample Date	09/25/2000	07/19/1995	09/25/2000	09/25/2000
		Depth	0 - 8 cm	0 - 2 cm	0 - 10 cm	0 - 10 cm
		Sample Type	N	N	FD	FD
	SMS_Fresh_SCO_2013	SMS_Fresh_CSL_2013				
1,1,2,2-Tetrachloroethane			--	17.73 U	--	--
1,1,2-Trichloroethane			--	17.73 U	--	--
1,1-Dichloroethane			--	17.73 U	--	--
1,1-Dichloroethene			--	17.73 U	--	--
1,2-Dichloroethane			--	17.73 U	--	--
1,2-Dichloroethene, trans-			--	17.73 U	--	--
1,2-Dichloropropane			--	17.73 U	--	--
1,3-Dichloropropene, cis-			--	17.73 U	--	--
1,3-Dichloropropene, trans-			--	17.73 U	--	--
2,3,5-Trichlorophenol			--	390.07 U	--	--
2-Butanone (MEK)			--	88.65 U	--	--
2-Chloroethylvinyl ether			--	17.73 U	--	--
2-Hexanone (Methyl butyl ketone)			--	88.65 U	--	--
Acetone			--	88.65 UJ	--	--
Acrolein			--	88.65 UJ	--	--
Acrylonitrile			--	88.65 U	--	--
Benzene			--	17.73 U	--	--
Bromodichloromethane			--	17.73 U	--	--
Bromoform (Tribromomethane)			--	17.73 U	--	--
Bromomethane (Methyl bromide)			--	17.73 U	--	--
Carbon disulfide			--	17.73 U	--	--
Carbon tetrachloride (Tetrachloromethane)			--	17.73 U	--	--
Chlorobenzene			--	17.73 U	--	--
Chloroethane			--	17.73 U	--	--
Chloroform			--	17.73 UJ	--	--
Chloromethane			--	17.73 U	--	--
Dibromochloromethane			--	17.73 U	--	--
Dichloromethane (Methylene chloride)			--	88.65 U	--	--
Ethylbenzene			--	17.73 U	--	--
Hexachlorobutadiene (Hexachloro-1,3-butadiene)			89 U	--	66 U	66 U
Methyl isobutyl ketone (4-Methyl-2-pentanone or (MIBK))			--	88.65 U	--	--
Styrene			--	17.73 U	--	--
Tetrachloroethene (PCE)			--	17.73 U	--	--
Toluene			--	17.73 U	--	--
Total xylene (reported, not calculated)			--	17.73 U	--	--

Table C-24
Sediment Data for MLK Jr. Way Overflow/Henderson St. PS Overflow

		Distance to CSO (ft)	30	252	302	302
		Location ID	LKWA004903B	KCM-4903	LKWA004903A	LKWA004903A
		Area	LakeWashington	LakeWashington	LakeWashington	LakeWashington
			MLK Jr. Way/Henderson St.	MLK Jr. Way/Henderson St.	MLK Jr. Way/Henderson St.	MLK Jr. Way/Henderson St.
		CSO	PS	PS	PS	PS
		Task	LKWA00	KC_old	LKWA00	LKWA00
		Sample ID	L18862-8	L6537-39	L18862-5	L18862-6
		Sample Date	09/25/2000	07/19/1995	09/25/2000	09/25/2000
		Depth	0 - 8 cm	0 - 2 cm	0 - 10 cm	0 - 10 cm
		Sample Type	N	N	FD	FD
	SMS_Fresh_SCO_2013	SMS_Fresh_CSL_2013				
Trichloroethene (TCE)			--	17.73 U	--	--
Trichlorofluoromethane (Fluorotrichloromethane)			--	17.73 U	--	--
Vinyl acetate			--	88.65 UJ	--	--
Vinyl chloride			--	17.73 U	--	--
Semivolatile Organics (µg/kg)						
1,2,4-Trichlorobenzene			2.3 UJ	56.73 U	1.7 UJ	1.7 UJ
1,2-Dichlorobenzene			2.3 UJ	56.73 U	1.7 UJ	1.7 UJ
1,2-Diphenylhydrazine			170 U	187.94 U	130 U	130 U
1,3-Dichlorobenzene			2.3 UJ	56.73 U	1.7 UJ	1.7 UJ
1,4-Dichlorobenzene			**16 J**	**70.92 J**	**22 J**	**25 J**
2,2'-Oxybis (1-chloropropane)			170 UJ	187.94 U	130 UJ	130 UJ
2,3,6-Trichlorophenol			--	390.07 U	--	--
2,4,5-Trichlorophenol			360 U	--	270 U	270 U
2,4,6-Trichlorophenol			360 U	--	270 U	270 U
2,4-Dichlorophenol			89 U	95.74 U	66 U	66 U
2,4-Dimethylphenol			89 U	95.74 U	66 U	66 U
2,4-Dinitrophenol			170 U	187.94 U	130 U	130 U
2,4-Dinitrotoluene			36 U	39 U	27 U	27 U
2,6-Dinitrotoluene			36 U	39 U	27 U	27 U
2-Chloronaphthalene			53 U	56.73 U	39 U	39 U
2-Chlorophenol			170 U	187.94 U	130 U	130 U
2-Methylphenol (o-Cresol)			89 U	95.74 U	66 U	66 U
2-Nitroaniline			360 U	390.07 U	270 U	270 U
2-Nitrophenol			89 U	95.74 U	66 U	66 U
3,3'-Dichlorobenzidine			89 UJ	95.74 UJ	66 UJ	66 UJ
3-Nitroaniline			360 UJ	390.07 U	270 UJ	270 UJ
4-Bromophenyl-phenyl ether			36 U	39 U	27 U	27 U
4-Chloro-3-methylphenol			170 U	187.94 U	130 U	130 U
4-Chloroaniline			**-- R**	187.94 UJ	**-- R**	**-- R**
4-Chlorophenyl phenyl ether			53 U	56.73 U	39 U	39 U
4-Methylphenol (p-Cresol)	260	2000	89 U	**163.12 J**	66 U	66 U
4-Nitroaniline			360 UJ	390.07 U	270 UJ	270 UJ
4-Nitrophenol			170 U	187.94 UJ	130 U	130 U
Aniline			**-- R**	187.94 UJ	**-- R**	**-- R**
Benzidine			**-- R**	2269.5 UJ	**-- R**	**-- R**

Table C-24
Sediment Data for MLK Jr. Way Overflow/Henderson St. PS Overflow

			Distance to CSO (ft)	30	252	302	302
			Location ID	LKWA004903B	KCM-4903	LKWA004903A	LKWA004903A
			Area	LakeWashington	LakeWashington	LakeWashington	LakeWashington
				MLK Jr. Way/Henderson St.	MLK Jr. Way/Henderson St.	MLK Jr. Way/Henderson St.	MLK Jr. Way/Henderson St.
			CSO	PS	PS	PS	PS
			Task	LKWA00	KC_old	LKWA00	LKWA00
			Sample ID	L18862-8	L6537-39	L18862-5	L18862-6
			Sample Date	09/25/2000	07/19/1995	09/25/2000	09/25/2000
			Depth	0 - 8 cm	0 - 2 cm	0 - 10 cm	0 - 10 cm
			Sample Type	N	N	FD	FD
	SMS_Fresh_SCO_2013	SMS_Fresh_CSL_2013					
Benzoic acid	2900	3800		360 U	390.07 UJ	**270**	**320**
Benzyl alcohol				89 U	95.74 U	66 U	66 U
bis(2-Chloroethoxy)methane				89 U	95.74 U	66 U	66 U
bis(2-Chloroethyl)ether				53 UJ	56.73 U	39 UJ	39 UJ
bis(2-Ethylhexyl)phthalate	500	22000		**11000**	**13723.4 J**	**6800**	**5600**
Butylbenzyl phthalate				53 U	56.73 UJ	**260**	**210**
Coprostanol (Cholestan-3-ol (3B, 5B))				890 U	**8404.25 J**	660 U	660 U
Diethyl phthalate				89 U	95.74 UJ	66 U	66 U
Dimethyl phthalate				36 U	**46.09 J**	27 U	27 U
Di-n-butyl phthalate	380	1000		89 U	**223.75 J**	66 U	66 U
Dinitro-o-cresol (4,6-Dinitro-2-methylphenol)				170 U	187.94 U	130 U	130 U
Di-n-octyl phthalate	39	1100		53 U	56.73 UJ	39 U	39 U
Hexachlorobenzene				**12 J**	56.73 U	**2.1 J**	**2.9 J**
Hexachlorobutadiene (Hexachloro-1,3-butadiene)				--	95.74 U	--	--
Hexachlorocyclopentadiene				89 UJ	95.74 UJ	66 UJ	66 UJ
Hexachloroethane				89 UJ	95.74 U	66 UJ	66 UJ
Isophorone				89 U	95.74 U	66 U	66 U
Nitrobenzene				89 U	95.74 U	66 U	66 U
n-Nitrosodimethylamine				360 UJ	390.07 U	270 UJ	270 UJ
n-Nitrosodi-n-propylamine				89 U	95.74 U	66 U	66 U
n-Nitrosodiphenylamine				89 U	95.74 U	66 U	66 U
Pentachlorophenol	1200	1200		89 U	95.74 U	66 U	66 U
Phenol	120	210		360 U	390.07 U	270 U	270 U
Polycyclic Aromatic Hydrocarbons (µg/kg)							
2-Methylnaphthalene				140 U	152.48 U	110 U	110 U
Acenaphthene				**280**	**634.75**	**560**	**250**
Acenaphthylene				53 U	**60.28 J**	39 U	39 U
Anthracene				**420 J**	**482.26**	**980 J**	**570 J**
Benzo(a)anthracene				**1700**	**4680.85**	**3500**	**2400**
Benzo(a)pyrene				**2500**	**4007.09**	**4600**	**3500**
Benzo(b)fluoranthene				**1600 J**	**7021.27**	**3600 J**	**2800 J**
Benzo(g,h,i)perylene				**840 J**	**1879.43**	**1500 J**	**1200 J**
Benzo(k)fluoranthene				**2700**	**2581.56**	**5300**	**3800**
Carbazole	900	1100		**420**	**648.93**	**1000**	**680**
Chrysene				**3000**	**6595.74**	**4800**	**3600**

Table C-24
Sediment Data for MLK Jr. Way Overflow/Henderson St. PS Overflow

			Distance to CSO (ft)	30	252	302	302
			Location ID	LKWA004903B	KCM-4903	LKWA004903A	LKWA004903A
			Area	LakeWashington	LakeWashington	LakeWashington	LakeWashington
				MLK Jr. Way/Henderson St.	MLK Jr. Way/Henderson St.	MLK Jr. Way/Henderson St.	MLK Jr. Way/Henderson St.
			CSO	PS	PS	PS	PS
			Task	LKWA00	KC_old	LKWA00	LKWA00
			Sample ID	L18862-8	L6537-39	L18862-5	L18862-6
			Sample Date	09/25/2000	07/19/1995	09/25/2000	09/25/2000
			Depth	0 - 8 cm	0 - 2 cm	0 - 10 cm	0 - 10 cm
			Sample Type	N	N	FD	FD
	SMS_Fresh_SCO_2013	SMS_Fresh_CSL_2013					
Dibenzo(a,h)anthracene				240	450.35	390	300
Dibenzofuran	200	680		140	407.8	310	130
Fluoranthene				4500 J	12836.87	7900 J	5800 J
Fluorene				310	765.95	660	320
Indeno(1,2,3-c,d)pyrene				960 J	2379.43	1600 J	1300 J
Naphthalene				140 UJ	152.48 U	110 J	110 UJ
Phenanthrene				2600 J	6879.43	6100 J	3400 J
Pyrene				4200	6489.36	8100	6100
Total cPAH TEQ (7 minimum CAEPA 2005) (U = 0)				3250 J	5784.3934	6087 J	4596 J
Total PAH (SMS Freshwater 2013) (U = 0)	17000	30000		25850 J	57744.62 J	49700 J	35340 J
Pesticides (µg/kg)							
4,4'-DDD (p,p'-DDD)				27	22.41	22	19
4,4'-DDE (p,p'-DDE)				8.6	13.22	6.8	7.1
4,4'-DDT (p,p'-DDT)				7.9 J	4.6 U	6.1 J	12 UJ
Aldrin				4.3 U	4.6 U	3.2 U	3.2 U
Chlordane				93	94.32	88	95
Chlorpyrifos				56 UJ	--	42 UJ	42 UJ
Diazinon				33 U	--	25 U	25 U
Dieldrin	4.9	9.3		4.3 U	7.8 J	3.2 U	3.2 U
Disulfoton				33 U	--	25 U	25 U
Endosulfan				4.3 U	--	3.2 U	3.2 U
Endosulfan sulfate				4.3 U	4.6 U	3.2 U	3.2 U
Endosulfan, alpha- (I)				--	4.6 U	--	--
Endosulfan, beta (II)				--	4.6 U	--	--
Endrin				4.3 U	4.6 U	3.2 U	3.2 U
Endrin aldehyde				4.3 UJ	4.6 UJ	3.2 UJ	3.2 UJ
Heptachlor				4.3 U	4.6 U	3.2 U	3.2 U
Heptachlor epoxide				4.3 U	4.6 U	3.2 U	3.2 U
Hexachlorocyclohexane (BHC), alpha-				4.3 U	4.6 U	3.2 U	3.2 U
Hexachlorocyclohexane (BHC), beta-	7.2	11		4.3 U	4.6 U	3.2 U	3.2 U
Hexachlorocyclohexane (BHC), delta-				4.3 U	4.6 U	3.2 U	3.2 U
Hexachlorocyclohexane (BHC), gamma- (Lindane)				4.3 U	4.6 U	3.2 U	3.2 U
Malathion				89 UJ	--	66 UJ	66 UJ
Methoxychlor				22 U	23.75 U	16 U	16 U
Parathion				89 UJ	--	66 UJ	66 UJ

Table C-24
Sediment Data for MLK Jr. Way Overflow/Henderson St. PS Overflow

			Distance to CSO (ft)	30	252	302	302
			Location ID	LKWA004903B	KCM-4903	LKWA004903A	LKWA004903A
			Area	LakeWashington	LakeWashington	LakeWashington	LakeWashington
				MLK Jr. Way/Henderson St.	MLK Jr. Way/Henderson St.	MLK Jr. Way/Henderson St.	MLK Jr. Way/Henderson St.
			CSO	PS	PS	PS	PS
			Task	LKWA00	KC_old	LKWA00	LKWA00
			Sample ID	L18862-8	L6537-39	L18862-5	L18862-6
			Sample Date	09/25/2000	07/19/1995	09/25/2000	09/25/2000
			Depth	0 - 8 cm	0 - 2 cm	0 - 10 cm	0 - 10 cm
			Sample Type	N	N	FD	FD
	SMS_Fresh_SCO_2013	SMS_Fresh_CSL_2013					
Phorate				56 U	--	42 U	42 U
Toxaphene				43 U	46.09 U	32 U	32 U
Sum DDD (U = 0)	310	860		**27**	**22.41**	**22**	**19**
Sum DDE (U = 0)	21	33		**8.6**	**13.22**	**6.8**	**7.1**
Sum DDT (U = 0)	100	8100		**7.9 J**	4.6 U	**6.1 J**	12 UJ
Herbicides (µg/kg)							
2,2-Dichloropropionic acid (Dalapon)				21 UJ	--	15 UJ	16 UJ
2,4,5-T (2,4,5-Trichlorophenoxyacetic acid)				16 U	--	12 U	12 U
2,4,5-TP (Silvex)				19 U	--	14 U	15 U
2,4-D (2,4-Dichlorophenoxyacetic acid)				8.2 U	--	6.1 U	6.4 U
2,4-DB (2,4-D derivative)				12 U	--	8.3 U	8.8 U
Dicamba				19 U	--	14 U	14 U
Dichlorprop				11 U	--	7.6 U	8.1 U
Dinoseb				7.9 U	--	5.6 U	5.9 U
Mecoprop (MCPP)				9.5 U	--	6.9 U	7.4 U
Mephanac (MCPA)				9.2 U	--	6.6 U	7.1 U
PCB Aroclors (µg/kg)							
Aroclor 1016				43 U	46.09 U	32 U	32 U
Aroclor 1221				43 U	46.09 U	32 U	32 U
Aroclor 1232				43 U	46.09 U	32 U	32 U
Aroclor 1242				43 U	46.09 U	32 U	32 U
Aroclor 1248				**97**	46.09 U	**110**	**200**
Aroclor 1254				**170**	46.09 U	**160**	**300**
Aroclor 1260				43 U	46.09 U	32 U	32 U
Aroclor 1262				--	--	--	--
Aroclor 1268				--	--	--	--
Total PCB Aroclors (SMS Freshwater 2013) (U = 0)	110	2500		**267**	46.09 U	**270**	**500**
Total Petroleum Hydrocarbons (mg/kg)							
Diesel range hydrocarbons	340	510		160 U	--	120 U	120 U
Gasoline range hydrocarbons				66 U	70.92 U	49 U	49 U
Heavy fuel oil range				--	**5177.3**	--	--
Lube oil				**3900 J**	--	**4100 J**	**3300 J**
Radionuclides (pci/g)							
Lead 210				--	--	--	--
Pharmaceuticals and Personal Care Products (µg/kg)							

Table C-24
Sediment Data for MLK Jr. Way Overflow/Henderson St. PS Overflow

		Distance to CSO (ft)	30	252	302	302
		Location ID	LKWA004903B	KCM-4903	LKWA004903A	LKWA004903A
		Area	LakeWashington	LakeWashington	LakeWashington	LakeWashington
			MLK Jr. Way/Henderson St.	MLK Jr. Way/Henderson St.	MLK Jr. Way/Henderson St.	MLK Jr. Way/Henderson St.
		CSO	PS	PS	PS	PS
		Task	LKWA00	KC_old	LKWA00	LKWA00
		Sample ID	L18862-8	L6537-39	L18862-5	L18862-6
		Sample Date	09/25/2000	07/19/1995	09/25/2000	09/25/2000
		Depth	0 - 8 cm	0 - 2 cm	0 - 10 cm	0 - 10 cm
		Sample Type	N	N	FD	FD
	SMS_Fresh_SCO_2013	SMS_Fresh_CSL_2013				
Bisphenol a			--	--	--	--
Caffeine			17 U	--	13 U	13 U

Table C-24
Sediment Data for MLK Jr. Way Overflow/Henderson St. PS Overflow

		Distance to CSO (ft)	302	864
		Location ID	LKWA004903A	S_LK_WA_SED_41
		Area	LakeWashington	LakeWashington
			MLK Jr. Way/Henderson St.	MLK Jr. Way/Henderson St.
		CSO	PS	PS
		Task	LKWA00	BERA0006
		Sample ID	L18862-7	0902007-40
		Sample Date	09/25/2000	03/03/2009
		Depth	0 - 10 cm	0 - 2 cm
		Sample Type	FD	N
	SMS_Fresh_SCO_2013	SMS_Fresh_CSL_2013		
Conventional Parameters (mg/kg)				
Acid volatile sulfide			**63.3**	--
Ammonia	230	300	**14.6**	--
Phosphorus			**599**	--
Sulfide	39	61	**268**	--
Conventional Parameters (pct)				
Total organic carbon			**3.97**	**4.41**
Total solids			**41.1**	**15.3**
Grain Size (pct)				
Gravel			**2 J**	**0**
Sand			**73.2**	**34.8**
Silt			**22.8**	**61.3**
Clay			**2**	**10.3**
Metals (mg/kg)				
Antimony			**0.36 J**	--
Arsenic	14	120	**6.18**	--
Beryllium			**0.136**	--
Cadmium	2.1	5.4	**0.942**	--
Chromium	72	88	**26.5**	--
Copper	400	1200	**81.3**	--
Lead	360	1300	**154**	--
Manganese			**157**	--
Mercury	0.66	0.8	**0.268**	--
Nickel	26	110	**27.5**	--
Selenium	11	20	0.88 U	--
Silver	0.57	1.7	**0.32 J**	--
Thallium			0.12 U	--
Zinc	3200	4200	**230**	--
Organometallic Compounds (µg/kg)				
Butyltin (n-Butyltin)	540	4800	**51**	--
Dibutyltin	910	130000	**47**	--
Tetrabutyltin	97	97	0.97 U	--
Tributyltin	47	320	**65 J**	--
Volatile Organics (µg/kg)				
1,1,1-Trichloroethane			--	--

Table C-24
Sediment Data for MLK Jr. Way Overflow/Henderson St. PS Overflow

		Distance to CSO (ft)	302	864
		Location ID	LKWA004903A	S_LK_WA_SED_41
		Area	LakeWashington	LakeWashington
			MLK Jr. Way/Henderson St.	MLK Jr. Way/Henderson St.
		CSO	PS	PS
		Task	LKWA00	BERA0006
		Sample ID	L18862-7	0902007-40
		Sample Date	09/25/2000	03/03/2009
		Depth	0 - 10 cm	0 - 2 cm
		Sample Type	FD	N
	SMS_Fresh_SCO_2013	SMS_Fresh_CSL_2013		
1,1,2,2-Tetrachloroethane			--	--
1,1,2-Trichloroethane			--	--
1,1-Dichloroethane			--	--
1,1-Dichloroethene			--	--
1,2-Dichloroethane			--	--
1,2-Dichloroethene, trans-			--	--
1,2-Dichloropropane			--	--
1,3-Dichloropropene, cis-			--	--
1,3-Dichloropropene, trans-			--	--
2,3,5-Trichlorophenol			--	--
2-Butanone (MEK)			--	--
2-Chloroethylvinyl ether			--	--
2-Hexanone (Methyl butyl ketone)			--	--
Acetone			--	--
Acrolein			--	--
Acrylonitrile			--	--
Benzene			--	--
Bromodichloromethane			--	--
Bromoform (Tribromomethane)			--	--
Bromomethane (Methyl bromide)			--	--
Carbon disulfide			--	--
Carbon tetrachloride (Tetrachloromethane)			--	--
Chlorobenzene			--	--
Chloroethane			--	--
Chloroform			--	--
Chloromethane			--	--
Dibromochloromethane			--	--
Dichloromethane (Methylene chloride)			--	--
Ethylbenzene			--	--
Hexachlorobutadiene (Hexachloro-1,3-butadiene)			66 U	--
Methyl isobutyl ketone (4-Methyl-2-pentanone or (MIBK))			--	--
Styrene			--	--
Tetrachloroethene (PCE)			--	--
Toluene			--	--
Total xylene (reported, not calculated)			--	--

Table C-24
Sediment Data for MLK Jr. Way Overflow/Henderson St. PS Overflow

		Distance to CSO (ft)	302	864
		Location ID	LKWA004903A	S_LK_WA_SED_41
		Area	LakeWashington	LakeWashington
			MLK Jr. Way/Henderson St.	MLK Jr. Way/Henderson St.
		CSO	PS	PS
		Task	LKWA00	BERA0006
		Sample ID	L18862-7	0902007-40
		Sample Date	09/25/2000	03/03/2009
		Depth	0 - 10 cm	0 - 2 cm
		Sample Type	FD	N
	SMS_Fresh_SCO_2013	SMS_Fresh_CSL_2013		
Trichloroethene (TCE)			--	--
Trichlorofluoromethane (Fluorotrichloromethane)			--	--
Vinyl acetate			--	--
Vinyl chloride			--	--
Semivolatile Organics (µg/kg)				
1,2,4-Trichlorobenzene			1.7 UJ	--
1,2-Dichlorobenzene			1.7 UJ	--
1,2-Diphenylhydrazine			130 U	--
1,3-Dichlorobenzene			1.7 UJ	--
1,4-Dichlorobenzene			**21 J**	--
2,2'-Oxybis (1-chloropropane)			130 UJ	--
2,3,6-Trichlorophenol			--	--
2,4,5-Trichlorophenol			270 U	--
2,4,6-Trichlorophenol			270 U	--
2,4-Dichlorophenol			66 U	--
2,4-Dimethylphenol			66 U	--
2,4-Dinitrophenol			130 U	--
2,4-Dinitrotoluene			27 U	--
2,6-Dinitrotoluene			27 U	--
2-Chloronaphthalene			39 U	--
2-Chlorophenol			130 U	--
2-Methylphenol (o-Cresol)			66 U	--
2-Nitroaniline			270 U	--
2-Nitrophenol			66 U	--
3,3'-Dichlorobenzidine			66 UJ	--
3-Nitroaniline			270 UJ	--
4-Bromophenyl-phenyl ether			27 U	--
4-Chloro-3-methylphenol			130 U	--
4-Chloroaniline			-- **R**	--
4-Chlorophenyl phenyl ether			39 U	--
4-Methylphenol (p-Cresol)	260	2000	66 U	--
4-Nitroaniline			270 UJ	--
4-Nitrophenol			130 U	--
Aniline			-- **R**	--
Benzidine			-- **R**	--

Table C-24
Sediment Data for MLK Jr. Way Overflow/Henderson St. PS Overflow

		Distance to CSO (ft)	302	864
		Location ID	LKWA004903A	S_LK_WA_SED_41
		Area	LakeWashington	LakeWashington
			MLK Jr. Way/Henderson St.	MLK Jr. Way/Henderson St.
		CSO	PS	PS
		Task	LKWA00	BERA0006
		Sample ID	L18862-7	0902007-40
		Sample Date	09/25/2000	03/03/2009
		Depth	0 - 10 cm	0 - 2 cm
		Sample Type	FD	N
	SMS_Fresh_SCO_2013	SMS_Fresh_CSL_2013		
Benzoic acid	2900	3800	270 U	--
Benzyl alcohol			66 U	--
bis(2-Chloroethoxy)methane			66 U	--
bis(2-Chloroethyl)ether			39 UJ	--
bis(2-Ethylhexyl)phthalate	500	22000	**7200**	--
Butylbenzyl phthalate			**270**	--
Coprostanol (Cholestan-3-ol (3B, 5B))			660 U	--
Diethyl phthalate			66 U	--
Dimethyl phthalate			27 U	--
Di-n-butyl phthalate	380	1000	66 U	--
Dinitro-o-cresol (4,6-Dinitro-2-methylphenol)			130 U	--
Di-n-octyl phthalate	39	1100	39 U	--
Hexachlorobenzene			**3.4 J**	--
Hexachlorobutadiene (Hexachloro-1,3-butadiene)			--	--
Hexachlorocyclopentadiene			66 UJ	--
Hexachloroethane			66 UJ	--
Isophorone			66 U	--
Nitrobenzene			66 U	--
n-Nitrosodimethylamine			270 UJ	--
n-Nitrosodi-n-propylamine			66 U	--
n-Nitrosodiphenylamine			66 U	--
Pentachlorophenol	1200	1200	66 U	--
Phenol	120	210	270 U	--
Polycyclic Aromatic Hydrocarbons (µg/kg)				
2-Methylnaphthalene			100 U	--
Acenaphthene			**300**	--
Acenaphthylene			39 U	--
Anthracene			**620 J**	--
Benzo(a)anthracene			**2800**	--
Benzo(a)pyrene			**3700**	--
Benzo(b)fluoranthene			**3200 J**	--
Benzo(g,h,i)perylene			**1200 J**	--
Benzo(k)fluoranthene			**3800**	--
Carbazole	900	1100	**760**	--
Chrysene			**3900**	--

Table C-24
Sediment Data for MLK Jr. Way Overflow/Henderson St. PS Overflow

		Distance to CSO (ft)	302	864
		Location ID	LKWA004903A	S_LK_WA_SED_41
		Area	LakeWashington	LakeWashington
			MLK Jr. Way/Henderson St.	MLK Jr. Way/Henderson St.
		CSO	PS	PS
		Task	LKWA00	BERA0006
		Sample ID	L18862-7	0902007-40
		Sample Date	09/25/2000	03/03/2009
		Depth	0 - 10 cm	0 - 2 cm
		Sample Type	FD	N
	SMS_Fresh_SCO_2013	SMS_Fresh_CSL_2013		
Dibenzo(a,h)anthracene			**310**	--
Dibenzofuran	200	680	**150**	--
Fluoranthene			**6200 J**	--
Fluorene			**370**	--
Indeno(1,2,3-c,d)pyrene			**1300 J**	--
Naphthalene			100 UJ	--
Phenanthrene			**4000 J**	--
Pyrene			**6800**	--
Total cPAH TEQ (7 minimum CAEPA 2005) (U = 0)			**4880 J**	--
Total PAH (SMS Freshwater 2013) (U = 0)	17000	30000	**38500 J**	--
Pesticides (µg/kg)				
4,4'-DDD (p,p'-DDD)			**22**	--
4,4'-DDE (p,p'-DDE)			**7.9**	--
4,4'-DDT (p,p'-DDT)			**7.7 J**	--
Aldrin			3.2 U	--
Chlordane			**91**	--
Chlorpyrifos			41 UJ	--
Diazinon			24 U	--
Dieldrin	4.9	9.3	3.2 U	--
Disulfoton			24 U	--
Endosulfan			3.2 U	--
Endosulfan sulfate			3.2 U	--
Endosulfan, alpha- (I)			--	--
Endosulfan, beta (II)			--	--
Endrin			3.2 U	--
Endrin aldehyde			3.2 UJ	--
Heptachlor			3.2 U	--
Heptachlor epoxide			3.2 U	--
Hexachlorocyclohexane (BHC), alpha-			3.2 U	--
Hexachlorocyclohexane (BHC), beta-	7.2	11	3.2 U	--
Hexachlorocyclohexane (BHC), delta-			3.2 U	--
Hexachlorocyclohexane (BHC), gamma- (Lindane)			3.2 U	--
Malathion			66 UJ	--
Methoxychlor			16 U	--
Parathion			66 UJ	--

Table C-24
Sediment Data for MLK Jr. Way Overflow/Henderson St. PS Overflow

		Distance to CSO (ft)	302	864
		Location ID	LKWA004903A	S_LK_WA_SED_41
		Area	LakeWashington	LakeWashington
			MLK Jr. Way/Henderson St.	MLK Jr. Way/Henderson St.
		CSO	PS	PS
		Task	LKWA00	BERA0006
		Sample ID	L18862-7	0902007-40
		Sample Date	09/25/2000	03/03/2009
		Depth	0 - 10 cm	0 - 2 cm
		Sample Type	FD	N
	SMS_Fresh_SCO_2013	SMS_Fresh_CSL_2013		
Phorate			41 U	--
Toxaphene			32 U	--
Sum DDD (U = 0)	310	860	**22**	--
Sum DDE (U = 0)	21	33	**7.9**	--
Sum DDT (U = 0)	100	8100	**7.7 J**	--
Herbicides (µg/kg)				
2,2-Dichloropropionic acid (Dalapon)			16 UJ	--
2,4,5-T (2,4,5-Trichlorophenoxyacetic acid)			12 U	--
2,4,5-TP (Silvex)			15 U	--
2,4-D (2,4-Dichlorophenoxyacetic acid)			6.3 U	--
2,4-DB (2,4-D derivative)			8.8 U	--
Dicamba			14 U	--
Dichlorprop			8 U	--
Dinoseb			5.8 U	--
Mecoprop (MCPP)			7.3 U	--
Mephanac (MCPA)			7.1 U	--
PCB Aroclors (µg/kg)				
Aroclor 1016			32 U	8.1 U
Aroclor 1221			32 U	36 UJ
Aroclor 1232			32 U	9.7 UJ
Aroclor 1242			32 U	8.1 U
Aroclor 1248			**120**	8.1 U
Aroclor 1254			**230**	**20**
Aroclor 1260			32 U	**14**
Aroclor 1262			--	8.1 U
Aroclor 1268			--	8.1 U
Total PCB Aroclors (SMS Freshwater 2013) (U = 0)	110	2500	**350**	**34 J**
Total Petroleum Hydrocarbons (mg/kg)				
Diesel range hydrocarbons	340	510	120 U	--
Gasoline range hydrocarbons			49 U	--
Heavy fuel oil range			--	--
Lube oil			**3400 J**	--
Radionuclides (pci/g)				
Lead 210			--	--
Pharmaceuticals and Personal Care Products (µg/kg)				

Table C-24
Sediment Data for MLK Jr. Way Overflow/Henderson St. PS Overflow

		Distance to CSO (ft)	302	864
		Location ID	LKWA004903A	S_LK_WA_SED_41
		Area	LakeWashington	LakeWashington
			MLK Jr. Way/Henderson St.	MLK Jr. Way/Henderson St.
		CSO	PS	PS
		Task	LKWA00	BERA0006
		Sample ID	L18862-7	0902007-40
		Sample Date	09/25/2000	03/03/2009
		Depth	0 - 10 cm	0 - 2 cm
		Sample Type	FD	N
	SMS_Fresh_SCO_2013	SMS_Fresh_CSL_2013		
Bisphenol a			--	--
Caffeine			13 U	--

Notes:

Detected concentration is greater than SMS_Fresh_SCO_2013 screening level

Detected concentration is greater than SMS_Fresh_CSL_2013 screening level

Bold = Detected result

J = Estimated value

U = Compound analyzed, but not detected above detection limit

UJ = Compound analyzed, but not detected above estimated detection limit

R = Rejected

FIGURES

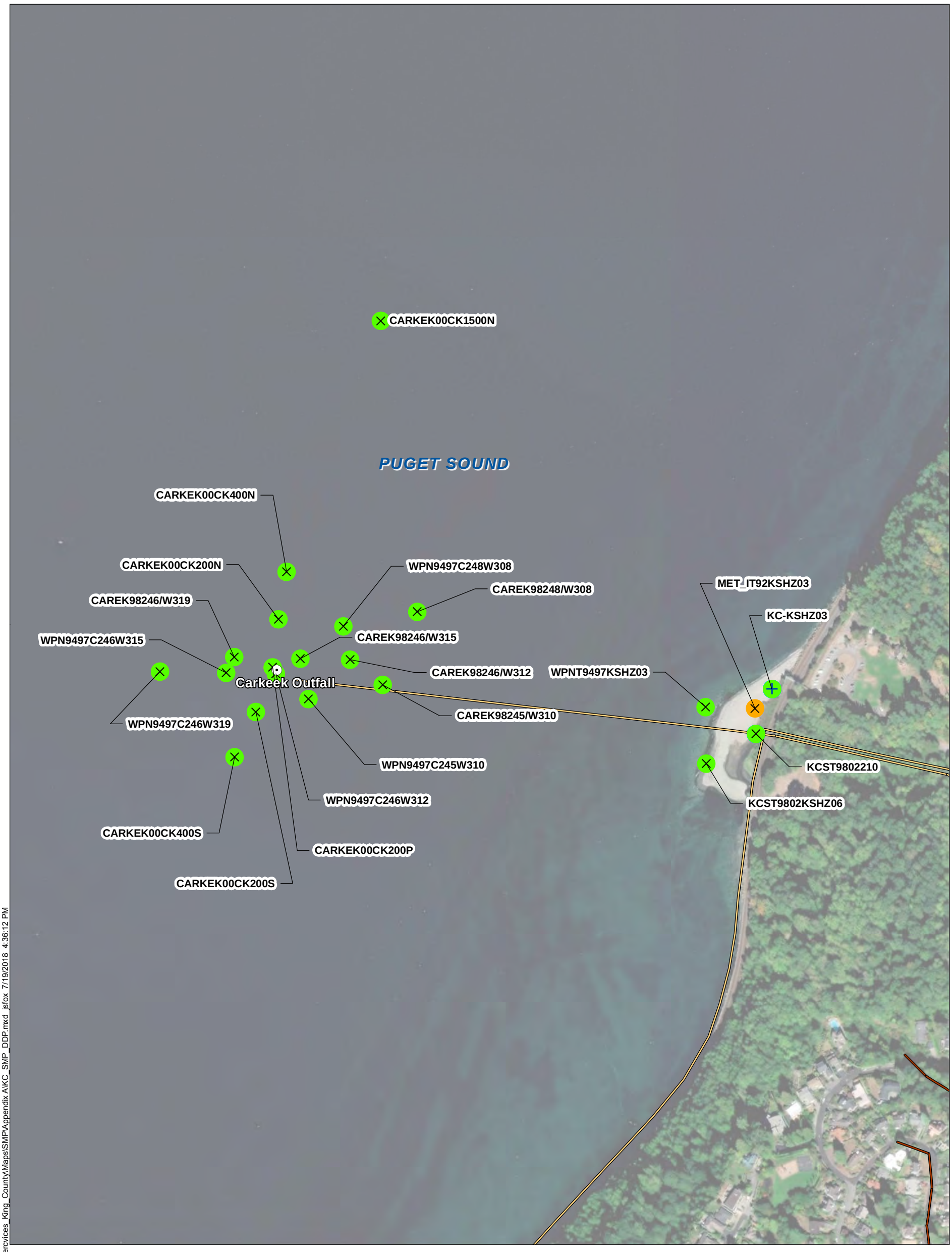

\\orcas\gis\Jobs\110067-02.01_Sediment_Technical_Services_King_County\Maps\SMPAppendix A\KC_SMP_DDP.mxd jsfox 7/19/2018 4:36:12 PM

ANCHOR QEA

Figure C-1
Marine Sediment Area
Carkeek Outfall
King County Sediment Management Plan

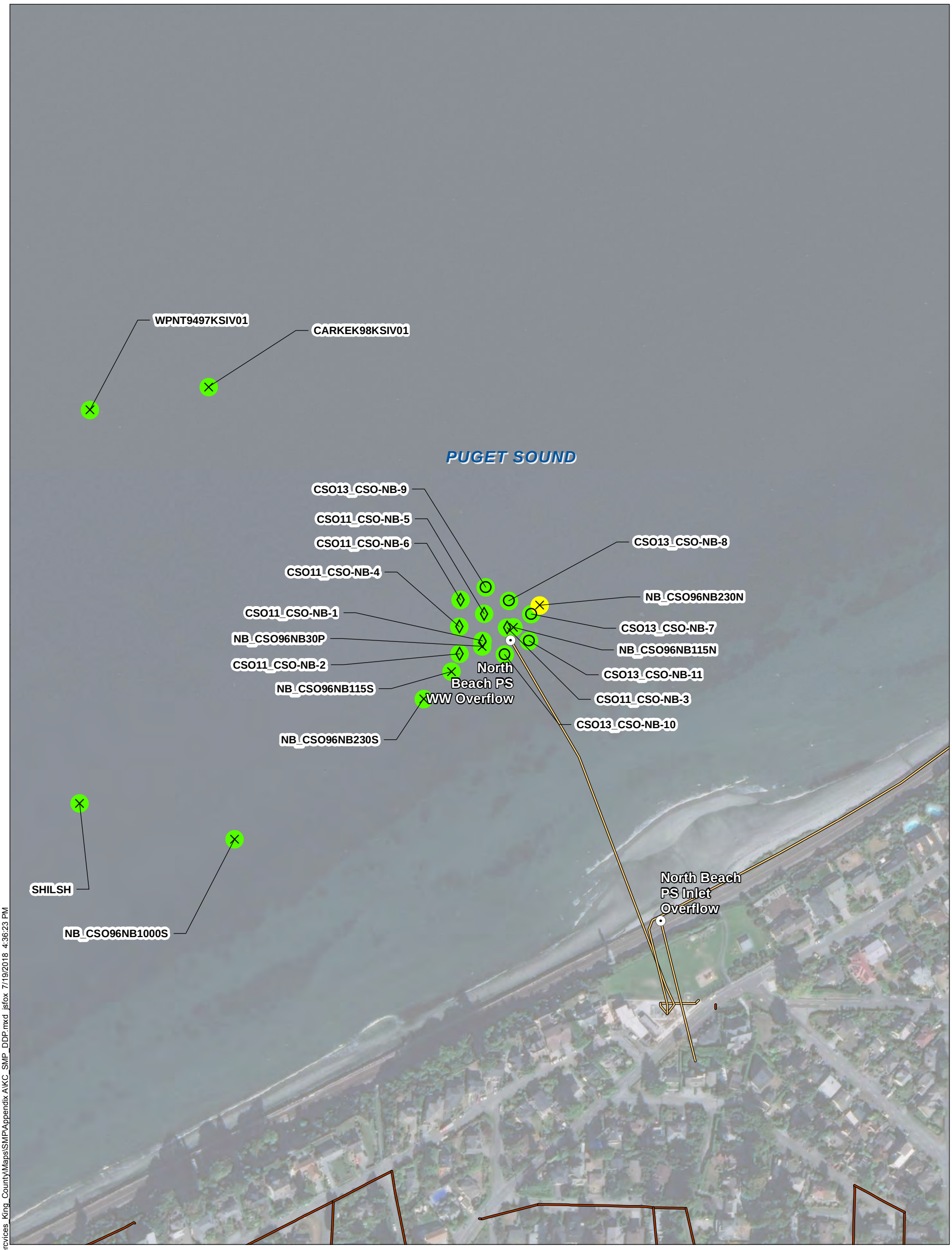

NOTE:
1. Outfall and sampling stations are approximate.

\\orcas\gis\Jobs\110067-02.01_Sediment_Technical_Services_King_CountyMaps\SMP\Appendix A\KC_SMP_DDP.mxd jsfox 7/19/2018 4:36:23 PM

ANCHOR QEA

Feet
0 125 250

Figure C-2
Marine Sediment Area
North Beach PS Overflows
King County Sediment Management Plan

ANCHOR QEA

Figure C-3
Marine Sediment Area
S Magnolia Overflow
King County Sediment Management Plan

\\orcas\gis\Jobs\110067-02.01_Sediment_Technical_Services_King_CountyMaps\SMP\Appendix AIKC_SMP_DDP.mxd jsfox 7/19/2018 4:36:46 PM

Figure C-4
Marine Sediment Area
53rd Ave. SW PS Overflow
King County Sediment Management Plan

Sample Date

- \+ 2005 Sample
- × Pre-2005 Sample

Sample Chemical Conditions

- Detected Concentration Greater than CSL
- Detected Concentration Between SCO and CSL
- Detected Concentration Less than SCO for All Chemicals
- No SMS Chemical Data

- CSO
- Combined
- Storm Drainage
- Sewer

NOTE:
1. Outfall and sampling stations are approximate.

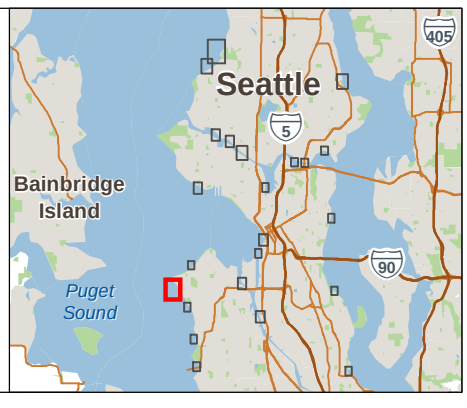

Feet
0 170 340

\\orcas\gis\Jobs\110067-02.01_Sediment_Technical_Services_King_County\Maps\SMPAppendix A\KC_SMP_DDP.mxd jsfox 7/19/2018 4:36:58 PM

Figure C-5
Marine Sediment Area
Alki Outfall and 63rd Ave. SW Overflow
King County Sediment Management Plan

\\orcas\gis\Jobs\110067-02.01_Sediment_Technical_Services_King_County\Maps\SMPAppendix A\KC_SMP_DDP.mxd jsfox 7/19/2018 4:37:10 PM

ANCHOR QEA

Figure C-6
Marine Sediment Area
SW Alaska St. Overflow
King County Sediment Management Plan

PUGET SOUND

CSO11_CSO-MY-6
CSO13_CSO-MY-10
MURCSO97MY213N
CSO11_CSO-MY-3
CSO11_CSO-MY-7
MURCSO97MY106N
CSO13_CSO-MY-12
CSO13_CSO-MY-8
CSO11_CSO-MY-4
CSO13_CSO-MY-11
CSO11_CSO-MY-5
MURCSO97MY13P
Murray
St. PS
Overflow
CSO13_CSO-MY-9
Other CSO
CSO11_CSO-MY-2
MURCSO97MY106S
CSO11_CSO-MY-1
CSO13_CSO-MY-13
MURCSO97MY1000S

Sample Date
- 2013 Sample
- 2011 Sample
- Pre-2005 Sample

Sample Chemical Conditions
- Detected Concentration Greater than CSL
- Detected Concentration Between SCO and CSL
- Detected Concentration Less than SCO for All Chemicals
- No SMS Chemical Data

- CSO
- Combined
- Storm Drainage
- Sewer

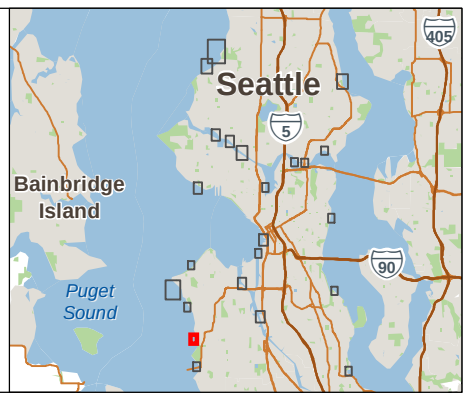

NOTE:
1. Outfall and sampling stations are approximate.

\\orcas\gis\Jobs\110067-02.01_Sediment_Technical_Services_King_County\Maps\SMPAppendix A\KC_SMP_DDP.mxd jsfox 7/19/2018 4:37:18 PM

ANCHOR QEA

Feet
0 75 150

Figure C-7
Marine Sediment Area
Murray St. PS Overflow
King County Sediment Management Plan

\\orcas\gis\Jobs\110067-02.01_Sediment_Technical_Services_King_CountyMaps\SMP\Appendix A\KC_SMP_DDP.mxd jsfox 7/19/2018 4:37:28 PM

Sample Date
- 2016 Sample
- 2011 Sample
- 2007 Sample
- 2006 Sample
- Pre-2005 Sample

Sample Chemical Conditions
- Detected Concentration Greater than CSL
- Detected Concentration Between SCO and CSL
- Detected Concentration Less than SCO for All Chemicals
- No SMS Chemical Data

NOTE:
1. Outfall and sampling stations are approximate.

- CSO
- Combined
- Storm Drainage
- Sewer

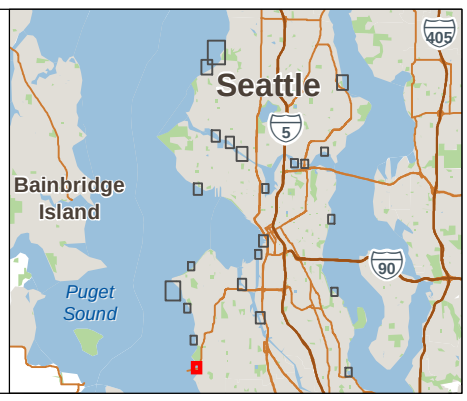

ANCHOR QEA

Feet
0 75 150

Figure C-8
Marine Sediment Area
Barton St. PS Overflow
King County Sediment Management Plan

ANCHOR QEA

Feet
0 75 150

Figure C-9
Marine Sediment Area
Kingdome RS Overflow
King County Sediment Management Plan

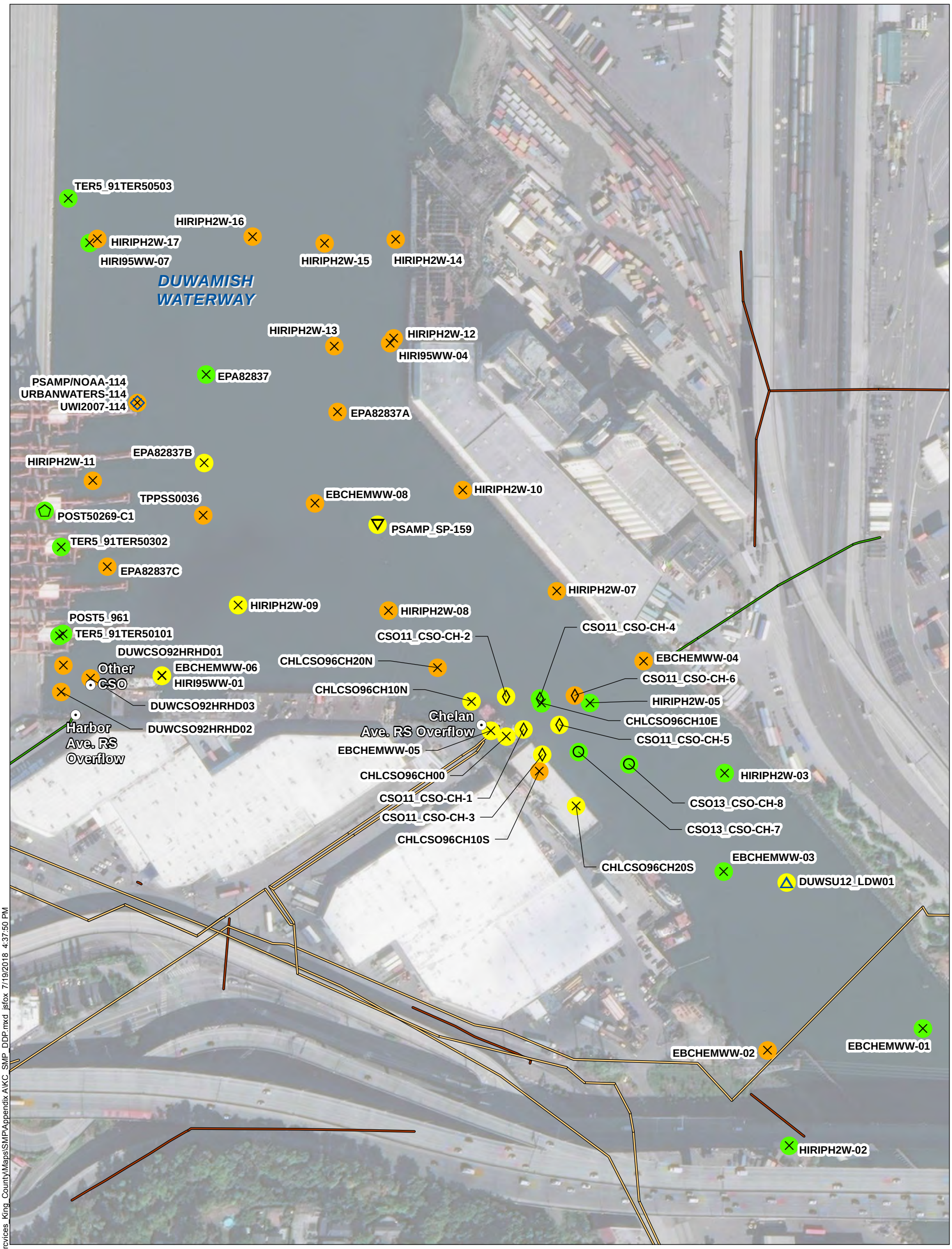

\\orcas\gis\Jobs\110067-02.01_Sediment_Technical_Services_King_County\Maps\SMP\Appendix A\KC_SMP_DDP.mxd jsfox 7/19/2018 4:37:50 PM

Sample Date

- 2013 Sample
- 2012 Sample
- 2011 Sample
- 2009 Sample
- 2008 Sample
- 2007 Sample
- Pre-2005 Sample

Sample Chemical Conditions

- Detected Concentration Greater than CSL
- Detected Concentration Between SCO and CSL
- Detected Concentration Less than SCO for All Chemicals
- No SMS Chemical Data

NOTE:
1. Outfall and sampling stations are approximate.

- CSO
- Combined
- Storm Drainage
- Sewer

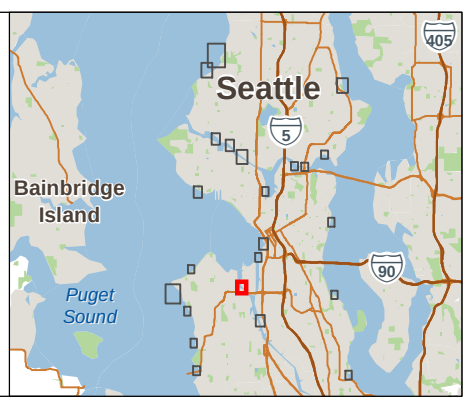

ANCHOR QEA

Feet
0 100 200

Figure C-10
Marine Sediment Area
Chelan Ave. RS Overflow and Harbor Ave. RS Overflow
King County Sediment Management Plan

Sample Date

◊ 2011 Sample

Sample Chemical Conditions

- Detected Concentration Between SCO and CSL
- Detected Concentration Greater than CSL
- Detected Concentration Less than SCO for All Chemicals

- CSO
- Combined
- Storm Drainage
- Sewer

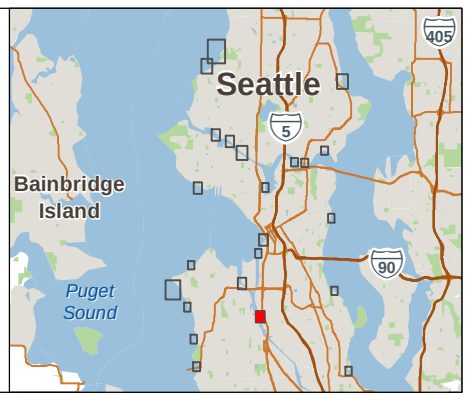

NOTES:
1. Outfall and sampling stations are approximate.
2. CSO is located in the Lower Duwamish Waterway Superfund Site; only King County CSO receiving sediment sampling locations are shown.

\\orcas\gis\Jobs\110067-02.01_Sediment_Technical_Sercvices_King_County\Maps\SMP\Appendix A\KC_SMP_DDP.mxd jsfox 7/19/2018 4:38:03 PM

ANCHOR QEA

Feet
0 50 100

Figure C-11
Marine Sediment Area
Brandon St. RS Overflow
King County Sediment Management Plan

SBAY1C
SALMII961C
SBAY2B
SALMII962B
CSO-BL-2
SALMII962A
SBAY2A
CSO-BL-3
SALIII972B2
CSO-BL-4
CSO-BL-7
SBAY2B2
Ballard Siphon Overflow
KCM-KSSY01
CSO-BL-1
CSO-BL-5
SALMON BAY
SBAY3C
SALMII963C
SALIII973C2
SBAY3C2
MARCO90W-3
SALIII973C3
SBAY3C3
CSO-BL-6
SALIII975B2
SBAY2C
SALMII962C
SEAVIEW2
SALIII972C2
SBAY2C2
SALMII965B
SBAY5B

Sample Date
- 2015 Sample
- 2006 Sample
- Pre-2005 Sample

Sample Chemical Conditions
- Detected Concentration Greater than CSL
- Detected Concentration Between SCO and CSL
- Detected Concentration Less than SCO for All Chemicals
- No SMS Chemical Data

- CSO
- Combined
- Storm Drainage
- Sewer

NOTE:
1. Outfall and sampling stations are approximate.

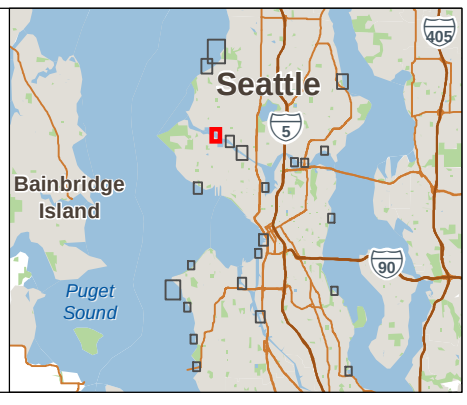

Feet
0 100 200

ANCHOR QEA

Figure C-12
Freshwater Sediment Area
Ballard Siphon Overflow
King County Sediment Management Plan

\\orcas\gis\Jobs\110067-02.01_Sediment_Technical_Services_King_County\Maps\SMP\Appendix A\KC_SMP_DDP.mxd jsfox 7/19/2018 4:38:13 PM

Sample Date

- \+ 2005 Sample
- × Pre-2005 Sample

Sample Chemical Conditions

- Detected Concentration Greater than CSL
- Detected Concentration Between SCO and CSL
- Detected Concentration Less than SCO for All Chemicals
- No SMS Chemical Data

- CSO
- Combined
- Storm Drainage
- Sewer

NOTE:
1. Outfall and sampling stations are approximate.

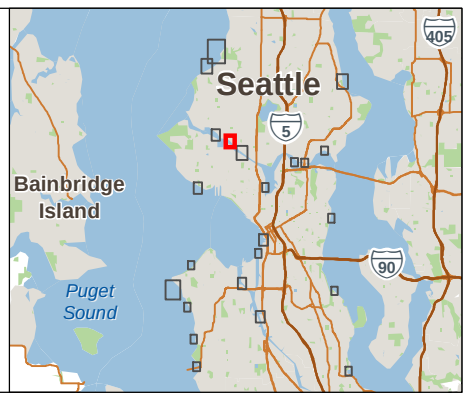

Feet
0 100 200

ANCHOR QEA

Figure C-13
Freshwater Sediment Area
11th Ave. NW Overflow
King County Sediment Management Plan

\\orcas\gis\Jobs\110067-02.01_Sediment_Technical_Servcvices_King_County\Maps\SMP\Appendix A\KC_SMP_DDP.mxd jsfox 7/19/2018 4:38:27 PM

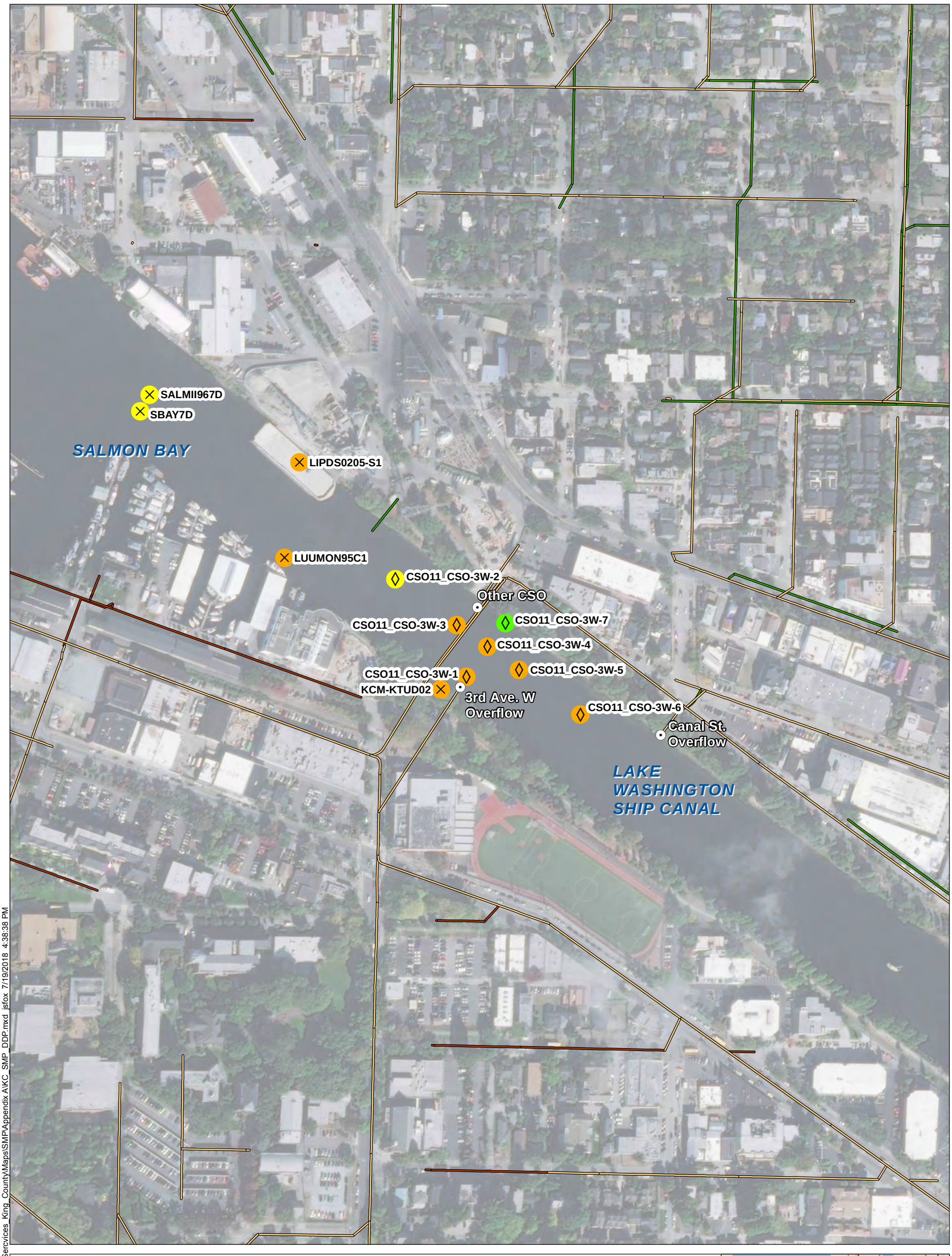

ANCHOR QEA

Figure C-14
Freshwater Sediment Area
3rd Ave. W Overflow and Canal St. Overflow
King County Sediment Management Plan

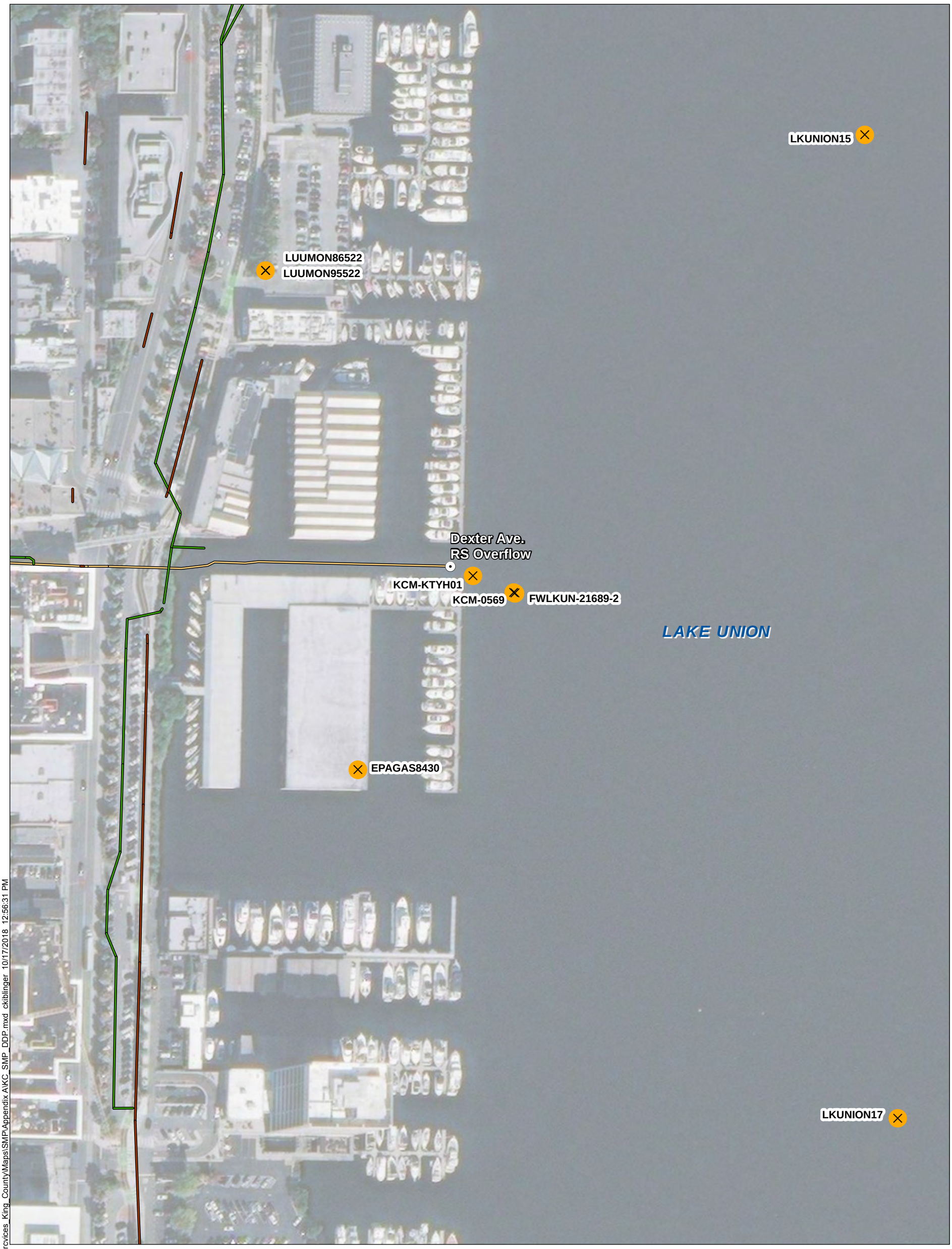

Sample Date

× Pre-2005 Sample

Sample Chemical Conditions

- Detected Concentration Greater than CSL
- Detected Concentration Between SCO and CSL
- Detected Concentration Less than SCO for All Chemicals
- No SMS Chemical Data

- CSO
- Combined
- Storm Drainage
- Sewer

NOTE:
1. Outfall and sampling stations are approximate.

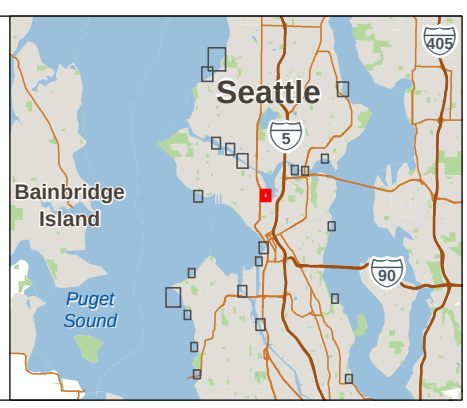

\\orcas\gis\Jobs\110067-02.01_Sediment_Technical_Services_King_County\Maps\SMP\Appendix A\KC_SMP_DDP.mxd ckiblinger 10/17/2018 12:56:31 PM

ANCHOR QEA

Feet
0 75 150

Figure C-15
Freshwater Sediment Area
Dexter Ave. RS Overflow
King County Sediment Management Plan

Sample Date

- 2013 Sample
- 2011 Sample
- Pre-2005 Sample

Sample Chemical Conditions

- Detected Concentration Greater than CSL
- Detected Concentration Between SCO and CSL
- Detected Concentration Less than SCO for All Chemicals
- No SMS Chemical Data

- CSO
- Stormwater Outfall
- Combined
- Storm Drainage
- Sewer

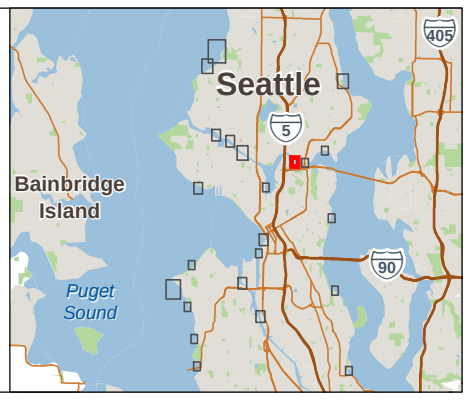

NOTE:
1. Outfall and sampling stations are approximate.

\\orcas\gis\Jobs\110067-02.01_Sediment_Technical_Services_King_County\Maps\SMP\Appendix A\KC_SMP_DDP.mxd ckiblinger 10/17/2018 12:52:09 PM

ANCHOR QEA

Feet
0 75 150

Figure C-16
Freshwater Sediment Area
University RS Overflow
King County Sediment Management Plan

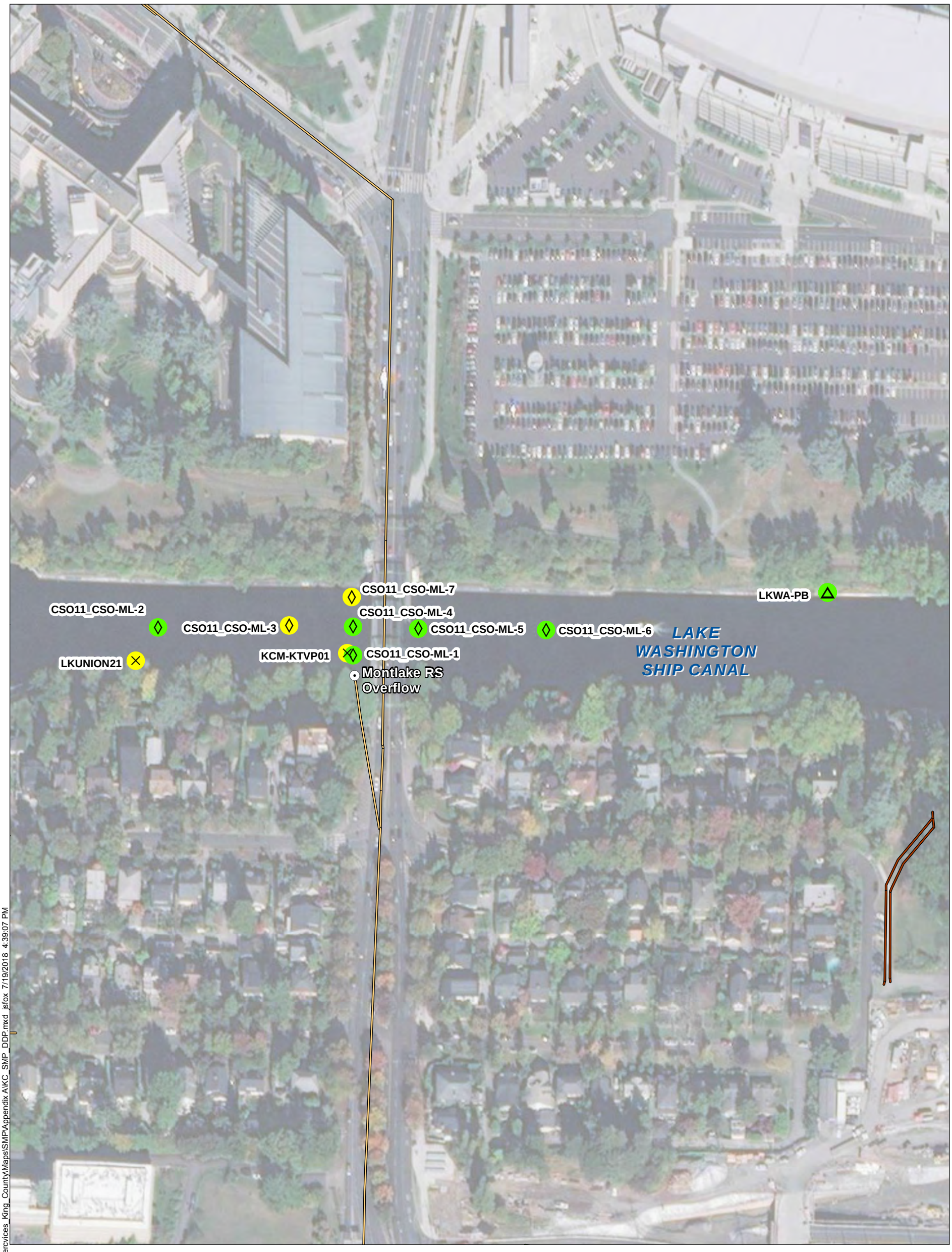

Sample Date

- 2011 Sample
- 2010 Sample
- Pre-2005 Sample

Sample Chemical Conditions

- Detected Concentration Greater than CSL
- Detected Concentration Between SCO and CSL
- Detected Concentration Less than SCO for All Chemicals
- No SMS Chemical Data

- CSO
- Combined
- Storm Drainage
- Sewer

NOTE:
1. Outfall and sampling stations are approximate.

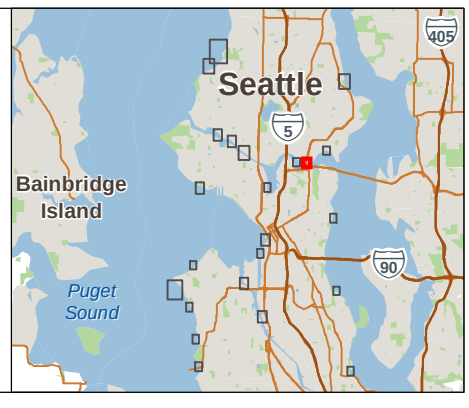

Feet
0 75 150

\\orcas\gis\Jobs\110067-02.01_Sediment_Technical_Services_King_County\Maps\SMPAppendix A\KC_SMP_DDP.mxd jsfox 7/19/2018 4:39:07 PM

ANCHOR QEA

Figure C-17
Freshwater Sediment Area
Montlake RS Overflow
King County Sediment Management Plan

Sample Date
- 2013 Sample
- 2005 Sample
- Pre-2005 Sample

Sample Chemical Conditions
- Detected Concentration Greater than CSL
- Detected Concentration Between SCO and CSL
- Detected Concentration Less than SCO for All Chemicals
- No SMS Chemical Data

- CSO
- Combined
- Storm Drainage
- Sewer

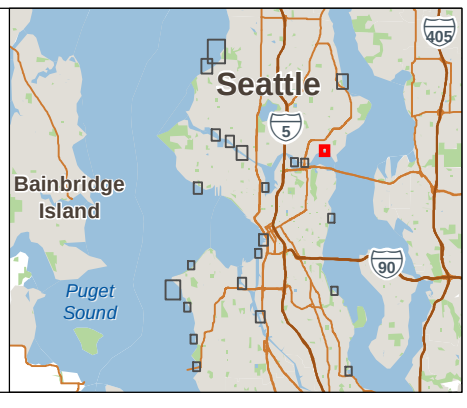

NOTE:
1. Outfall and sampling stations are approximate.

\\orcas\gis\Jobs\110067-02.01_Sediment_Technical_Services_King_County\Maps\SMPAppendix A\KC_SMP_DDP.mxd jsfox 7/19/2018 4:39:15 PM

ANCHOR QEA

Feet
0 75 150

Figure C-18
Freshwater Sediment Area
Belvoir PS Overflow/30th Ave. NE Overflow
King County Sediment Management Plan

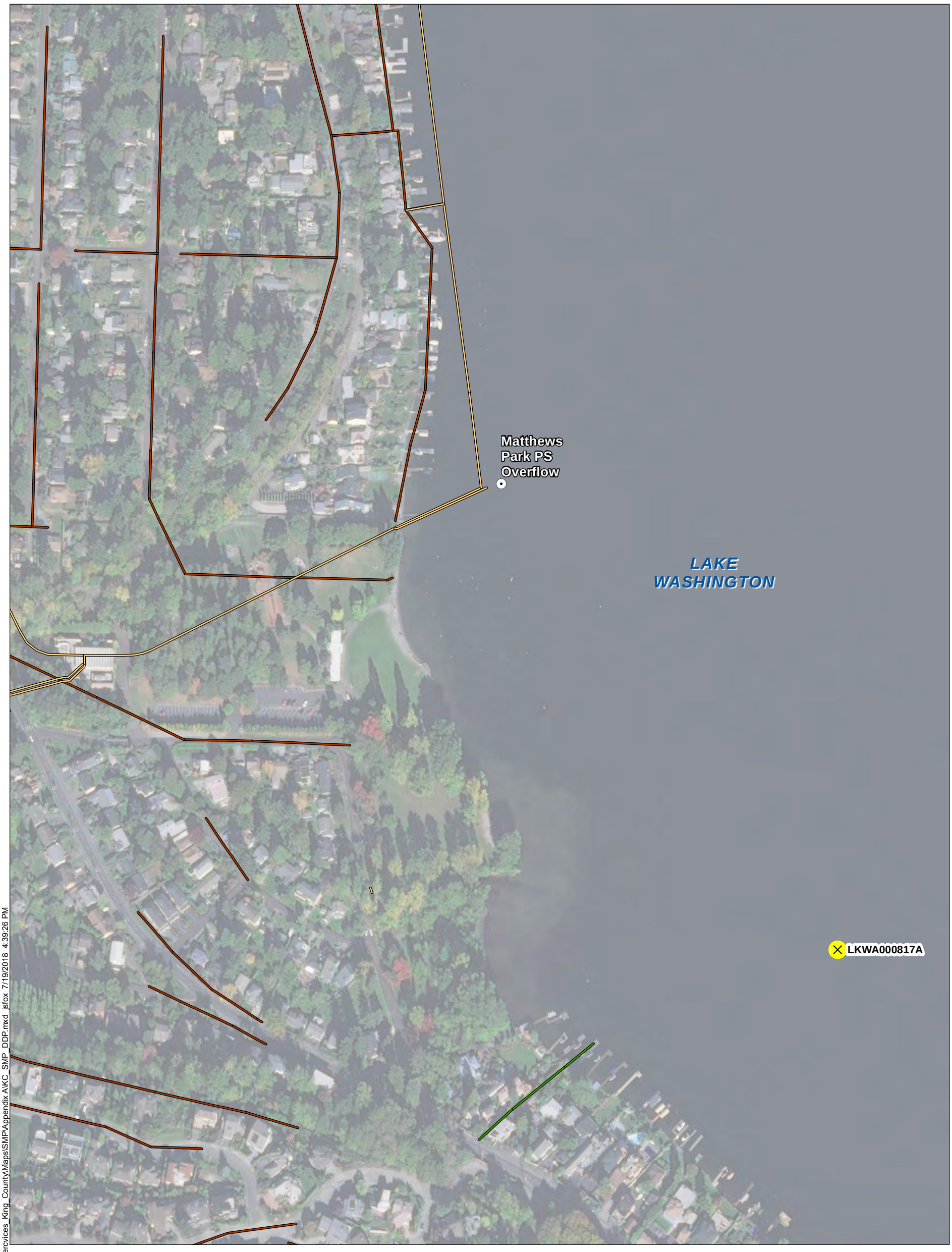

Sample Date

× Pre-2005 Sample

Sample Chemical Conditions

- Detected Concentration Greater than CSL
- Detected Concentration Between SCO and CSL
- Detected Concentration Less than SCO for All Chemicals
- No SMS Chemical Data

- CSO
- Combined
- Storm Drainage
- Sewer

NOTE:
1. Outfall and sampling stations are approximate.

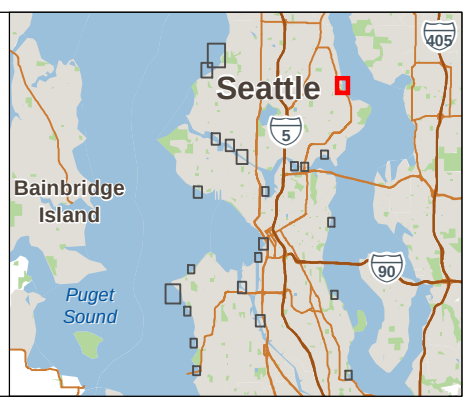

ANCHOR QEA

Feet
0 125 250

Figure C-19
Freshwater Sediment Area
Matthews Park PS Overflow
King County Sediment Management Plan

\\orcas\gis\Jobs\110067-02.01_Sediment_Technical_Sercvices_King_County\Maps\SMPAppendix A\KC_SMP_DDP.mxd jsfox 7/19/2018 4:39:26 PM

ANCHOR QEA

Feet
0 75 150

Figure C-20
Freshwater Sediment Area
E Pine St. PS Overflow
King County Sediment Management Plan

ANCHOR QEA

Figure C-21
Freshwater Sediment Area
Rainier Ave. PS Overflow
King County Sediment Management Plan

Sample Date
- 2009 Sample
- Pre-2005 Sample

Sample Chemical Conditions
- Detected Concentration Greater than CSL
- Detected Concentration Between SCO and CSL
- Detected Concentration Less than SCO for All Chemicals
- No SMS Chemical Data

- CSO
- Combined
- Storm Drainage
- Sewer

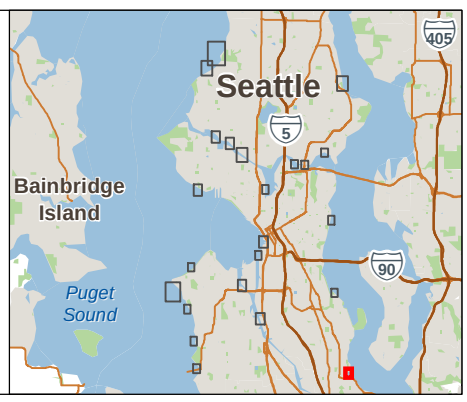

NOTE:
1. Outfall and sampling stations are approximate.

\\orcas\gis\Jobs\110067-02.01_Sediment_Technical_Services_King_County\Maps\SMP\Appendix AIKC_SMP_DDP.mxd jsfox 7/19/2018 4:39:54 PM

ANCHOR QEA

Feet
0 75 150

Figure C-22
Freshwater Sediment Area
MLK Jr. Way Overflow/Henderson St. PS Overflow
King County Sediment Management Plan