




PROTECT YOUR INVESTMENT

Your septic system is designed to last for decades if properly maintained.

A simple septic inspection can identify & help prevent problems in your system that could save you up to \$20,000 in repair costs.

To get started, contact a certified maintainer from the list on our website:
www.kingcounty.gov/oss



Financial Assistance to Repair or Replace Septic Systems

Craft3
888-231-2170 | craft3.org

King County Housing Program
206-263-9095 | kingcounty.gov

USDA Rural Housing Services Program
360-428-4322 ext. 4 | rd.usda.gov

Public Health 
Seattle & King County

Eastgate Environmental Health Services
14350 SE Eastgate Way, Bellevue, WA 98007
206-477-8050

www.kingcounty.gov/oss

Alternative formats available.
Please call 206-477-4800 or TTY:711

This project has been funded wholly or in part by the United States Environmental Protection Agency under Assistance Agreement PC-01J18001 to the Washington State Department of Health. The contents of this document do not necessarily reflect the views and policies of the Environmental Protection Agency, nor does mention of trade names or commercial products constitute endorsement or recommendation of use.

Septic System Care Begins with You

*Protect Your Home.
Protect Your Health.
Protect Your Community.*



HELPFUL TIPS

YOUR HOME

- ▶ Inspect your septic system as needed or every 1 to 3 years based on system type: Gravity 3 years, systems with pump: 1 year
- ▶ Have your septic tank pumped by a certified pumper as needed.
- ▶ Keep septic tank lids accessible and secured
- ▶ Quickly repair leaky faucets and toilets.
- ▶ Spread out when you do laundry; wash full loads, restrict to 2-3 loads per day.
- ▶ Avoid using a garbage disposal.
- ▶ Run showers, dishwasher, and washing machine at different times to avoid overloading the drains.

▶ Be aware of what you flush:

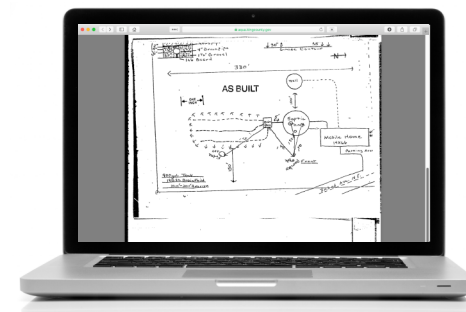
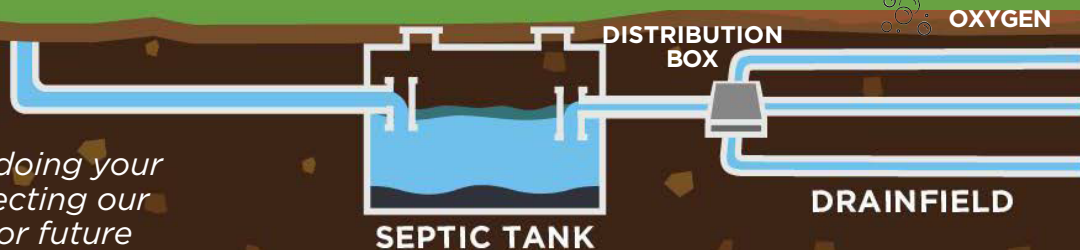


- Only put toilet paper, poop, and pee down the drain.
- Keep food scraps out of your drain.
- Pour oil and recycle grease from your pans into a can and throw into trash instead of pouring down the drain.
- Use eco-friendly, fragrance free cleaning products & avoid toxic chemicals.

YOUR DRAINFIELD

- ▶ Direct water from downspouts and roofs away from the drainfield area.
- ▶ Only grow shallow root plants over your drainfield. Keep trees away.
- ▶ Protect your drainfield from damage by not driving over or parking on it.
- ▶ Protect your drainfield from damage by not driving over or parking on it.
- ▶ Don't cover tanks, drainfield, or reserve area with buildings or hard surfaces.

Thank you for doing your part and protecting our community for future generations.



LEARN MORE ABOUT YOUR SEPTIC SYSTEM

Download your system information and map at www.kingcounty.gov/asbuilt

Use the system map to locate the tank, drainfield and reserve area on your property

HAVE A QUESTION OR NEED ADVICE?

We offer free technical assistance.
Contact us at:

Environmental Health Services
14350 SE Eastgate Way
Bellevue, WA 98007
206-477-8050

Public Health
Seattle & King County



GROUNDWATER