



2026 Candidate Manual

kingcounty.gov/elections | election.services@kingcounty.gov





A letter from the Director

Dear candidates and campaign managers,

First, I want to say a big thank you for stepping up to run (or to support your candidate to run) for office. Your decision to run for office means voters have more choices on their ballot when it's time to vote, and that matters. When voters see candidates that reflect their beliefs and values, they are more likely to turn out and get involved.

Running for office is hard, and I say that as someone who has been through it a few times. You are putting yourself out there and on the record about what you believe in. You are dedicating time to speak and listen to your neighbors and community. When you're thinking about running, navigating deadlines and paperwork should not be an obstacle that gets in your way. That's why we're here to help here at King County Elections!

I encourage you to read through this manual and keep it bookmarked during your time as a candidate. It provides an overview of everything you need to know to officially file as a candidate, submit a voters' pamphlet statement, and much more. We update this manual each year to reflect all changes to the candidate filing processes and requirements.

I also believe it's critically important that candidates and campaigns both have and provide accurate and reliable information about voting in King County. Our team of professional election administrators conduct accurate, secure, and accessible elections for 190+ jurisdictions and 1.4 million registered voters. We welcome questions about how elections are run, from voter registration to tabulation and everything in between. Please don't hesitate to reach out.

Best of luck in your campaign,

A handwritten signature in cursive script that reads "Julie Wise". The signature is written in black ink and is positioned above the printed name and title.

Julie Wise, Director
King County Elections

Contents



2026 Election Calendar

Candidate filing dates.....	5
Primary and general election dates.....	5
Primary and general election calendar.....	5

Filing to be a Candidate

Becoming a candidate.....	9
When to file.....	9
Where to file.....	9
Cost to file.....	10
Filing fee petitions.....	10
Getting ready to file.....	11
Your name on the ballot.....	11
Partisan offices - party preferences.....	11
How to file your Declaration of Candidacy.....	12
Withdrawal of candidacy.....	12
No double filings.....	13
Residency Requirements.....	13

Write-in Candidate

Becoming a write-in candidate.....	15
When to file.....	15
Where to file.....	15
Cost to file.....	16
Filing fee petitions.....	16
Results.....	16
Qualifying for the ballot.....	16
Withdrawal of write-in candidacy.....	17

Voters' Pamphlet Information

Where to file.....	18
When to file.....	18
Your photo.....	18
Formatting.....	19
Word limits.....	20
Your campaign contact information.....	20

How to submit your voters' pamphlet information.....	20
Withdrawal of voters' pamphlet submission.....	21
Reviewing your submission.....	22

Campaign Contributions

Where to file.....	23
Information for county offices (Assessor, County Council, Director of Elections, and Executive).....	23
Contribution limits for county offices.....	23

Ballot Order

Ballot order.....	24
Order of offices.....	24
Order of measures.....	25
Order of candidates.....	25

Voter Statistics and Data

Data Visualization Tool.....	26
General data request information.....	26
Past election results.....	26
Requests for public records.....	26
Mail ballot status reports.....	26

Voter Registration Guidelines

Voter registration drives.....	27
Completing the voter registration form.....	28
Voter registration deadlines for the primary and general elections.....	28
Voter concern information.....	28





Campaign Sign Regulations

The role of King County Elections.....	29
King County sign regulations.....	29
What to do about signs illegally placed.....	29
Washington State sign regulations.....	30

Observing Elections

Take a self-guided tour of Elections.....	31
Live election cams.....	31

Legend

-  This symbol denotes important deadlines.
-  This symbol denotes general information.
-  This symbol denotes important information.
-  This symbol denotes contact information.



Information contained in the Candidate Manual is subject to change. Consult the online manual for the most updated information.



Contact us

mail/office 919 SW Grady Way
Renton, WA 98057

phone 206-296-1565

fax 206-296-0108

email election.services@kingcounty.gov

online kingcounty.gov/elections

2026 Election Calendar

Important election dates and deadlines for candidates.

chapter 01

Candidate filing dates

The key filing dates for 2026 are:

- Online: Monday, May 4 at 8 a.m. through Friday, May 8 at 5 p.m.
- In-person: Monday, May 4 at 8 a.m. through Friday, May 8 at 5 p.m.

King County Elections strongly recommends filing online as it is fast, easy, and convenient.

The withdrawal deadline for 2026 is:

- Monday, May 11 at 5 p.m.

Primary and general election dates

The primary and general election dates for 2026 are:

- Primary election: August 4
- General election: November 3

Even-numbered years are when federal, state, legislative and some judicial offices appear on the general election ballot. Odd-numbered years are when county, port, some judicial, city, school and special purpose district offices appear on the general election ballot.

Primary and general election calendar

Red boxes indicate primary election dates and blue boxes indicate general election dates.

	Sunday	Monday	Tuesday	Wednesday	Thursday	Friday	Saturday	
May	3	4 Candidate filing opens 8 a.m.	5	6	7	8 Candidate filing closes 5 p.m.	9	
	Candidate filing RCW 29A.24.050							
	10	11 Last day for candidates to withdraw (due by 5 p.m.) RCW 29A.24.131	12	13	14	15	16	
	17	18	19 Local voters' pamphlet submissions due by 5 p.m.	20	21	22	23	

Primary and general election calendar (continued)

June	Sunday	Monday	Tuesday	Wednesday	Thursday	Friday	Saturday
		1	2	3	4	5	6
	7	8	9	10	11	12	13
	14	15	16	17	18	19	20
	21	22	23	24	25	26	27
	28	29	30				

July	Sunday	Monday	Tuesday	Wednesday	Thursday	Friday	Saturday
				1	2	3	4
	5	6	7	8	9	10	11
	12	13	14	15	16	17	18
	19	20	21	22	23	24	25
	26	27	28	29	30	31	

Primary and general election calendar (continued)

August	Sunday	Monday	Tuesday	Wednesday	Thursday	Friday	Saturday
							1 Additional Vote Centers open
	2	3	4 Election Day Deadline to register in person and vote. Last day to file as a write-in candidate by 8 p.m.	5	6	7 Local voters' pamphlet submissions for the general due by 5 p.m.	8
	9	10	11	12	13	14	15
	16	17	18 Election certification RCW 29A.60.190	19	20 Deadline to file application for recount by 4:30 p.m. RCW 29A.64.011	21	22
	23	24	25	26	27	28	29
	30	31					

September	Sunday	Monday	Tuesday	Wednesday	Thursday	Friday	Saturday
			1	2	3	4 Local voters' pamphlet proofs sent to candidates for review	5
	6	7 Elections office closed in observance of Labor Day	8 Candidate responses for local voters' pamphlet proofs + campaign contact information updates due by 5 p.m.	9	10	11	12
	13	14	15	16	17	18 Overseas, service, and out of state ballots mailed Online voter guide available Ballot tracker available	19
	20	21	22	23	24	25	26
	27	28	29	30			

Primary and general election calendar (continued)

	Sunday	Monday	Tuesday	Wednesday	Thursday	Friday	Saturday
October					1	2	3
	4	5	6	7	8	9	10
	11	12 Elections office closed in observance of Indigenous Peoples' Day	13 Local voters' pamphlet mailed to all residential households in King County	14 Ballots mailed Vote Center at King County Elections opens	15 Ballot drop boxes open Deadline to file as a write-in candidate without paying a filing fee by 4:30 p.m.	16	17
	18	19	20	21	22	23	24
	25	26 Deadline to register or update an existing registration online or by mail	27	28	29	30	31 Additional Vote Centers open

	Sunday	Monday	Tuesday	Wednesday	Thursday	Friday	Saturday
November	1	2	3 Election Day Deadline to register in person and vote Last day to file as a write-in candidate by 8 p.m.	4	5	6	7
	8	9	10	11 Elections office closed in observance of Veterans Day	12	13	14
	15	16	17	18	19	20	21
	22	23	24 Election certification RCW 29A.60.190	25	26 Elections office closed in observance of Thanksgiving	27 Elections office closed in observance of Thanksgiving	28
	29	30					

Filing to be a Candidate

How to file for office.

chapter 02

Becoming a candidate

To become a candidate, you must complete and file a Declaration of Candidacy and, at the time of filing, possess the qualifications specified by law required for the office and be properly registered to vote in the district represented by the office. Information about residency requirements can be found at the end of this chapter.

To find out which offices you can file for this year, view the [Offices Subject to Election](#) on our website. This list includes the offices up for election, the current incumbent, where to file your Declaration of Candidacy, filing fee information and voters' pamphlet submission information.

When to file

The candidate filing period begins the first Monday in May and ends the following Friday.

All Declarations of Candidacy must be received by 5 p.m. on the last day of the filing period. Declarations of Candidacy received after this date, regardless of the postmark, are invalid. No late filings will be accepted.

Candidates may file online starting at 8 a.m. on the first day of filing until 5 p.m. on the last day of filing. Mailed Declarations of Candidacy may be submitted in advance up to ten business days before the filing period begins. Filings received prior to this date will be returned to the candidate. Contact the Elections office to discuss filing in person.

Where to file

All candidates will file online via the Secretary of State's Candidate Filing portal.

The following offices must file with the Office of the Secretary of State:

- President and Vice President
- US Senator
- US Representative
- State offices
- State Senator and Representative for all Legislative Districts
- State Supreme Court



Filing deadlines

Mail
April 20 - May 8, 5:00 p.m., regardless of postmark

In-person
May 4, 8:00 a.m. - May 8, 5:00 p.m.

Online
May 4, 8:00 a.m. - May 8, 5:00 p.m.



Office of the Secretary of State Elections Division

360-902-4180
elections@sos.wa.gov
sos.wa.gov/elections

- Court of Appeals, Division No. 1, District, No. 1
- King County Superior Court

Contact the Office of the Secretary of State for more information about filing in person with their office.

Candidates for the following offices must file with King County Elections:

- County offices
- District Court
- Cities and Towns (Exception: City of Milton files with Pierce County)
- Municipal Court
- Schools (Exception: Fife School District No. 417 files with Pierce County)
- Special Purpose Districts where a majority of the voters are registered in King County (Note: East Pierce Fire & Rescue and Rural Pierce County Library System file with Pierce County, Snoqualmie Pass Fire and Rescue and Snoqualmie Pass Utility District file with Kittitas County)

Cost to file

Filing fees or filing fee petitions must accompany the Declaration of Candidacy at the time of filing. The filing fee is based on the salary in effect at the time of filing. Candidates can pay the filing fee online using a credit card or debit card. Candidates paying the filing fee with cash or check should contact the Elections office for information about filing in person.

Filing fees are not refundable, even in the event of a withdrawal. If a candidate withdraws and re-files for a different position, a second filing fee must be paid for the new position.

A candidate who lacks sufficient assets or income at the time of filing to pay the filing fee should contact our office as soon as possible to receive more information about your options.

To view filing fee information for offices subject to election this year, view the [Offices Subject to Election](#) on our website. This list includes the offices up for election, the current incumbent, where to file your Declaration of Candidacy, filing fee information and voters' pamphlet submission information.

Filing fee petitions

Those planning to submit a filing fee petition or who lack the funds to pay their filing fee should contact our office as soon as possible to receive more information about options.

Getting ready to file

Before you file for office, you will need to:

- Verify that your voter registration information is current. You can [verify your voter registration information](#) online.
- Verify the office and position for which you are filing. You are responsible for filing for the correct office. Remember, filing fees are not refundable. If you withdraw and re-file for a different position, you must pay a second filing fee for the new position.
- Make sure you meet the qualifications for that office. You are responsible for ensuring that you meet all qualifications of the office.
- Decide how you want your name to appear on the ballot.
- If filing for a partisan office, know how you want your party preference information to appear on the ballot.
- Have your campaign contact information ready.

Your name on the ballot

When filing for office, you must input your name exactly as you wish it to appear on the ballot. You may use a nickname by which you are commonly known as your first name, but your last name must be the name under which you are registered to vote. For example, if you are registered to vote as William Smith but are commonly known as Bill, you may use Bill Smith for your ballot name.

You may not use a nickname that denotes present or past occupation or military rank, use a nickname that denotes your position on issues or political affiliation, or use a nickname designed to intentionally mislead voters.

Make sure you input your ballot name correctly; you cannot make any corrections once you submit your Declaration of Candidacy.

Partisan offices - party preferences

For a partisan office, you may choose to state a political party that you personally prefer. A preference does not imply that you have been nominated or endorsed by the party, or that the party approves of or associates with you.

If you choose to state a party preference, enter the name of the party (must be 18 characters or less). The first letter of the party preference will be capitalized (i.e., Democratic). If you use an acronym or initials, each letter will be capitalized whether or not you use you periods (i.e., GOP or G.O.P.). Your party preference will appear below your name as “(Prefers _____ Party)”.

If you choose not to state a party preference, “(States No Party Preference)” will appear on the ballot.

Make sure you input your party preference exactly as you wish it to appear on the ballot; you cannot make any changes once you submit your Declaration of Candidacy.

No changes to party preference will be accepted between the primary and general election.

How to file your Declaration of Candidacy

Filing your Declaration of Candidacy is important and as a best practice, King County Elections recommends that you submit your Declaration of Candidacy as early as possible during filing week. Our office cannot accept late submissions.

All candidates will file online via the Secretary of State's Candidate Filing portal. Online candidate filing opens on Monday, May 4, 2026, at 8 a.m. and is available 24 hours a day until Friday, May 8, 2026, at 5 p.m.

Candidates will receive a confirmation email when their filing has been received and again when their filing has been approved.

Watch this [online training tutorial video](#) that will guide you through the steps to file for office online.

King County Elections strongly recommends filing online. Completing your Declaration of Candidacy through the online portal is fast, easy and convenient.

If you will be out of town and will not have computer access during the week of candidate filing, you may submit your Declaration of Candidacy by mail beginning on April 20, 2026. Filings submitted by mail must be received by 5:00 p.m. on May 8, 2026, regardless of postmark. Filings received by mail prior to April 20, 2026, will be returned to the candidate.

Once filed, a Declaration of Candidacy may not be altered. If you decide during the filing period to change the Declaration of Candidacy, you must first withdraw and then re-file.

Withdrawal of candidacy

The deadline for withdrawing from office is the Monday following filing week.

To withdraw, you must submit a signed request that your name be removed from the ballot. A [Withdrawal of Candidacy form](#) will be available on our website. The form is also available via a link in the confirmation email sent to candidates who filed for office online.

No filing fees will be refunded, even in the event of a withdrawal.



Click on the above image to view a brief tutorial on how to file for office online.



Filing deadlines

Mail
April 20 - May 8, 5:00 p.m., regardless of postmark

In person
May 4, 8:00 a.m. - May 8, 5:00 p.m.

Online
May 4, 8:00 a.m. - May 8, 5:00 p.m.



Deadline to withdraw candidacy

May 11, 2026, 5:00 p.m.

No double filings

A candidate's name cannot appear on the ballot more than once, except for precinct committee officer.

Residency Requirements

All candidates must be registered to vote within the district they are running to represent. Before filing, confirm your voting districts using the [My Voter Information tool](#) on our website.

Every ten years following the Census, electoral districts are redrawn. This is done to make sure that each district represents an equal number of residents.

Congressional, state legislative, and County Council districts were redrawn in 2021. The City of Seattle and some special purpose districts with internal boundaries completed redistricting in 2022.

Your district may have changed in either process. Be sure to check your voting districts using the [My Voter Information tool](#).

Office	Requirements
County offices	Candidates must be at least 21 years of age, residents and registered voters of King County. County Council candidates must be residents and registered voters of their County Council district. (King County Charter)
Court of appeals judges	Candidates must be residents for not less than one year at the time of appointment or initial election in the district for which his or her position was created and admitted to practice law in the courts of the State of Washington for not less than five years prior to taking office. (RCW 2.06)
Fire, water & sewer districts	Candidates must be qualified electors (registered voters) of district. (RCW 42.04)
Municipal court judges (other than Seattle Municipal Court)	Candidates must be qualified resident electors of King County and admitted to practice law in the courts of record of the State of Washington. (RCW 3.50)
Non-charter code cities	Candidates must be registered voters at the time of filing and residents for at least one year on Election Day. (RCW 35A.12.030) Note: All cities in King County are "non-charter code" cities, except the city of Seattle and the towns of Beaux Arts Village, Hunts Point, Skykomish and Yarrow Point.
Park & recreation districts	Candidates must be resident electors (registered voters) of district. (RCW 36.69, 54.12)
Port districts	Candidates must be registered voters of King County. (RCW 53.12)
School districts	Candidates must be registered voters of the district or director district. Mercer Island, Vashon Island and Skykomish School District candidates need only be registered voters in the school district. Candidates of all other school districts must be registered voters in their director district. (RCW 28A.315, 29A.24)

Office	Requirements
State legislature	Candidates must be qualified voters in the district. (State Constitution, Article II, Section 7)
State offices	Candidates must be qualified electors of the State of Washington. (State Constitution, Article III, Section 25)
Supreme, superior, and Seattle municipal court judges	Candidates must be registered voters of Washington State and admitted to practice law in the courts of record of the State of Washington. (State Constitution, Article IV, Section 17; Article III, Section 25; RCW 35.20)
District court judges	Candidates must be a registered voter of the district court and electoral district and admitted to practice law in the state of Washington. (RCW 3.34)
US representative	Candidates must be at least 25 years of age, US citizens and residents of the state for which they shall be chosen. (US Constitution, Article II)
US senate	Candidates must be at least 30 years of age, US citizens and residents of the state for which they shall be chosen. (US Constitution, Article II)

Write-in Candidate

Information on how to file as an official write-in candidate.

chapter 03

Becoming a write-in candidate

In order to have votes counted for a race, write-in candidates must file a [Declaration of Write-in Candidacy](#). The Declaration of Write-in Candidacy form will be made available on our website in May. At the time of filing, you must possess the qualifications specified by law required for the office and be properly registered to vote in the district represented by the office. You cannot file to be a write-in candidate if you are already on the ballot (except for precinct committee officer) and/or have already filed for the same office at the preceding primary.

To find out which offices you can file for this year, view the [Offices Subject to Election](#) on our website. This list includes the offices up for election, the current incumbent, where to file and filing fee information.

When to file

Declarations of Write-in Candidacy must be received by 8 p.m. on the primary or general election day. Declarations of Write-in Candidacy received after this date, regardless of the postmark, cannot be accepted. Candidates that file 19 days prior to election day or earlier do not have to pay a filing fee.

Where to file

The following offices must file with the Office of the Secretary of State:

- President and Vice President
- US Senator
- US Representative
- State offices
- State Senator and Representative for all Legislative Districts
- State Supreme Court
- Court of Appeals, Division No. 1, District No. 1
- King County Superior Court

Contact the Secretary of State's Office for more information about filing with their office.



Deadline to file as write-in candidate

Primary Election: August 4, 2026, 8 p.m.

- Deadline to file without paying a filing fee: July 16, 2026, 4:30 p.m.

General Election: November 3, 2026, 8 p.m.

- Deadline to file without paying a filing fee: October 15, 2026, 4:30 p.m.



Office of the Secretary of State Elections Division

360-902-4180
elections@sos.wa.gov
sos.wa.gov/elections

The following offices must file with King County Elections:

- County offices
- District Court
- Cities and Towns (Note: City of Milton files with Pierce County)
- Municipal Court
- Schools (Note: Fife School District No. 417 files with Pierce County)
- Special Purpose Districts where a majority of the voters are registered in King County (Note: East Pierce Fire & Rescue and Rural Pierce County Library System file with Pierce County, Snoqualmie Pass Fire and Rescue and Snoqualmie Pass Utility District files with Kittitas County)

Cost to file

The filing fee is based on the timing of when the declaration is filed. Write-in candidates that file 19 days or earlier before an election do not pay a filing fee. Write-in candidates that file 18 days or less before an election must pay a filing fee amount. For offices with an annual salary of more than \$1,000, the filing fee amount is 1% of the annual salary. For all other offices, the filing fee amount is \$25. Filing fees or filing fee petitions must accompany the Declaration of Write-in Candidacy at the time of filing.

Filing fees are not refundable, even in the event of a withdrawal. If a write-in candidate withdraws and re-files for a different position, a second filing fee must be paid for the new position.

A candidate who lacks sufficient assets or income at the time of filing to pay the filing fee should contact our office as soon as possible to receive more information about options.

To find out filing fee information for offices subject to election this year, view the [Offices Subject to Election](#) on our website. This list includes the offices up for election, the current incumbent, where to file your Declaration of Write-in Candidacy and filing fee information.

Filing fee petitions

Those planning to submit a filing fee petition or who lack the funds to pay their filing fee should contact our office as soon as possible to receive more information about options.

Results

Write-in votes are not tabulated for individual write-in candidates unless there is a declared write-in candidate for that race and enough write-in votes are cast to meet the thresholds required for individually tallying those votes.

Qualifying for the ballot

Names of write-in candidates will not appear on the ballot or in the voters' pamphlet.

As a declared write-in candidate any recognizable variation of your name will be counted.

If a write-in candidate qualifies for the general election by earning a sufficient number of votes in the primary, the candidate's name will be printed on the general election ballot and in the general election voters' pamphlet.

Withdrawal of write-in candidacy

Withdrawals of write-in candidacy must be received before 8 p.m. on the date of the primary or general election.

To withdraw, you must submit a signed request. A [Withdrawal of Candidacy form](#) will be made available on our website in May.

No filing fees will be refunded, even in the event of a withdrawal.

Voters' Pamphlet Information

Guidelines and information on how to submit your voters' pamphlet information.

chapter 04

Where to file

The [Secretary of State's Office](#) accepts voters' pamphlet submissions for federal, statewide, legislative, Court of Appeals and Superior Court offices. All other offices file with their county elections office. King County Elections does not publish voters' pamphlet information for candidates running for Precinct Committee Officer. Candidates running for Precinct Committee Officer do not file voters' pamphlet information. **The voters' pamphlet guidelines and deadlines in this manual only pertain to candidates who file with King County Elections.**

Where to file and word limits for each office are listed in the [Offices Subject to Election](#) on our website. Please note, candidates for multi-county local races will need to file their voters' pamphlet materials with the county where the declaration of candidacy was filed.

When to file

Our office must receive your voters' pamphlet submission for the primary election no later than Tuesday, May 19, 2026, at 5:00 p.m., regardless of postmark.

You have the option of submitting a new statement for the general election. If you choose to submit a new statement and/or photo for the general election, you can begin filing as early as Monday, July 20, 2026. Your voters' pamphlet submission for the general election must be received by our office no later than Friday, August 7, 2026, at 5:00 p.m., regardless of postmark.

Submissions received after the deadline will not be accepted. No exceptions.

Your photo

You may submit one self-portrait of your head and shoulders. King County Elections may adjust or crop photos as necessary to meet our publication format. Use a light-colored background, but white is not recommended. Photos should be no more than five years old. Clothing or insignia that suggest a public office (i.e., judicial robes, law enforcement or military uniforms) are not allowed.

Your photo should not be digitally altered. Digital photos should be at minimum 300 dpi resolution and no smaller than 4 x 5 inches (1200 x 1500 pixels).

If you do not submit a photo the phrase "No photo submitted" will appear in the pamphlet.

If you decide during the filing period to change your submission, you must first withdraw and then re-file by the deadline. After the filing period, you are not allowed to change your photo.



Deadline to file voters' pamphlet information

Primary Election: May 19, 2026, 5:00 p.m.

General Election: August 7, 2026, 5:00 p.m.

Formatting

Space for each candidate is limited, so formatting is very important.

Format your statement as an essay; text must be written in paragraphs. Tables, lists and bullet points are not allowed, and will be changed to a block paragraph with a semicolon to separate each item. The number of paragraphs permitted is based on statement word limits:

- 150 words: three paragraphs
- 200 words: four paragraphs
- 300 words: six paragraphs

Only use italics to emphasize specific words or statements. Bold, underline and all caps is not allowed. Words or statements submitted with prohibited formatting will be changed to italics.

Correct

I approve of *justice* for all, *fairness* of the law and *rehabilitation*.

Incorrect

- I approve of:
- JUSTICE for all
 - **Fairness** of the law
 - Rehabilitation

Keep your statement simple and write in the narrative. Per RCW 29A.32.230(3), your statement must only be about you. Do not include references to your opponent(s). You may seek help when writing your statement but remember it is ultimately your responsibility. All or any part of a candidate statement may be rejected at the Elections Director's discretion if it contains obscene, profane, libelous and/or defamatory language.

Voters want to know why they should vote for you. Here are a few tips from voters:

- Treat this as a resume and edit carefully.
- Give your vision for the future. Be positive.

Sample statement in the printed voters' pamphlet.

Liz Darcy

(555) 555-5555
info@darcyformayor.com
www.darcyformayor.com



Education: Bachelor's in Economics, State University; Master's in Business Administration, State University

Occupation: Manager, Main Street Bank

Statement: We deserve a leader that will listen to our ideas and concerns and be proactive, not reactive, in their decision making. We deserve a leader that cares more about serving citizens than getting re-elected. We deserve a leader at city hall that can work with local businesses, instead of against them; a leader that has the knowledge to set the city on a successful course—not just for the next five years, but for the next five decades. *I am that leader.*

Born and raised in this town, my roots here run deep. My family has lived here for four generations, and my husband and I are raising our three beautiful children here. As manager of the bank for the last fifteen years, I have expanded our small business loan program, creating opportunities for local businesses and organizations to make a difference in our community. This successful program has reduced the vacancy rate on Main Street to zero, creating a prosperous, revitalized Downtown.

I am an active community volunteer: as head of the PTA, I have worked with other parents to create the best learning environment for our kids; and I helped to establish our city's block watch program, which keeps our neighborhoods safe and crime rates low.

As your mayor I will work to make our city a better place for all residents to live. I will listen to your ideas and provide forums for discussion and debate. I will make decisions based not just on immediate need, but with an eye toward the future. I will make city government more transparent and fiscally responsible.

I want to make our city the best it can be; together we can make a difference! *I humbly ask for your vote.*



Word limits

300 words: all countywide offices (Executive, Prosecuting Attorney, Assessor, Director of Elections, port district commissioners), County Council offices, City of Seattle offices, and jurisdictions having over 150,000 registered voters

200 words: District Court judges and jurisdictions having between 65,000 and 149,999 registered voters

150 words: all other offices and jurisdictions

- Write what you stand for or support.
- Describe your education, background and/or qualifications.
- Avoid technical terms that may not be generally understood.
- Do not criticize opponents.

Proofread carefully; your statement will be printed exactly as you submit it. You are not allowed to change your statement once it has been submitted.



Click on the above image to view a brief tutorial on how to file your voters' pamphlet materials online.

Word limits

Word limits vary by office and can be found in the [Offices Subject to Election](#) on our website. In addition to the statement, each candidate may include a 10-word occupation line and a 15-word education line.

If no information is submitted for any of the sections, the statement "No information submitted" will appear in the pamphlet.

Your campaign contact information

Campaign contact information such as a phone number, email, and/or website is included in the pamphlet. Contact information does not count towards the word limits. Government web and email addresses, such as those ending in .gov, are not permitted. Mailing addresses are not published in the pamphlet.

You may update your contact information for the print edition of the local voters' pamphlet for the primary election until June 15, 2026, at 5:00 p.m. and until September 8, 2026, at 5:00 p.m. for the general election. Changes to your contact information on our website can be made at any time before the election.

How to submit your voters' pamphlet information

Your voters' pamphlet submission is important and as a best practice, King County Elections recommends that you submit your information as early as possible. Our office will not accept late submissions. No exceptions.

King County Elections does not publish voters' pamphlet information for candidates running for Precinct Committee Officer. Candidates running for Precinct Committee Officer do not file voters' pamphlet information.



Deadline to file voters' pamphlet information

Primary Election: May 19, 2026, 5:00 p.m.

General Election: August 7, 2026, 5:00 p.m.



Please submit your materials as soon as possible.

Once received, all information must be reviewed, translated into additional languages and prepared for printing. This all must happen in a very tight time frame. By submitting early, you are helping us manage our work flow and ensuring that King County voters will continue to receive a quality voters' pamphlet.

King County Elections recommends filing your voters' pamphlet statement online. Filing online is both easy and convenient.

King County Elections provides an online training tutorial that will guide you through how to file your voters' pamphlet information online. The video is available on our [Running for Office webpage](#).

For the primary election, online voters' pamphlet filing opens on Monday, May 4, 2026, at 8 a.m. and is available 24 hours a day until Tuesday, May 19, 2026, at 5:00 p.m. Any candidates who have not completed their filing by 5:00 p.m. will be shut out of the system and their voters' pamphlet information rejected.

For the general election, online voters' pamphlet filing opens on Monday, July 20, 2026, at 8 a.m. and is available 24 hours a day until Friday, August 7, 2026, at 5:00 p.m. Any candidates who have not completed their filing by 5:00 p.m. will be shut out of the system and their voters' pamphlet information invalidated.

If you submitted a statement and/or photo for the primary election, you are not required to resubmit for the general election. If our office does not receive a new statement and/or photo from you for the general election, the information you submitted for the primary election will appear in the general election pamphlet.

You also have the option of submitting your voters' pamphlet information by mail. If submitting by mail, you must also complete a King County Local Voters' Pamphlet Submission Form, which can be found on our website. Filings submitted by mail must be received by 5:00 p.m. on the last day to file, regardless of postmark.

If you decide during the filing period to change your submission, you must first withdraw and then re-file by the deadline. Once the voters' pamphlet statement deadline has passed, your voters' pamphlet statement and/or photo may not be altered.

Withdrawal of voters' pamphlet submission

You may withdraw your statement and photo and submit a new statement and photo prior to the submission deadline. If you withdraw your statement and photo and fail to resubmit a new statement and photo, no statement or photo will appear in the voters' pamphlet.

To withdraw, you must submit an email or written request withdrawing your original statement and photo. A Withdrawal of Local Voters' Pamphlet Submission Form can be found on our website. A link to this form is also in the email confirmation sent to candidates who file online. The withdrawal form is not necessary when withdrawal is requested by email.



Deadline to withdraw voters' pamphlet information

Primary Election: May 19, 2026, 5:00 p.m.

General Election: August 7, 2026, 5:00 p.m.

Reviewing your submission

Prior to publication of the local voters' pamphlet, King County Elections will email each candidate a proof of their statement. Upon receipt of the proof, candidates should ensure that there are no discrepancies between the proof copy and the information they submitted.

No changes to the originally submitted statements or photos will be accepted. The only changes that will be accepted are updates to the campaign contact information.



Voters' pamphlet review deadlines

Primary Election: June 15, 2026, 5:00 p.m.

General Election: September 8, 2026, 5:00 p.m.

Campaign Contributions

Where to file campaign contribution information.

chapter 05

Where to file

All candidates need to contact the [Washington State Public Disclosure Commission \(PDC\)](#) directly with any questions regarding the filing of public disclosure documents. We strongly encourage candidates to access all PDC information on their website.

Information for county offices (Assessor, County Council, Director of Elections, and Executive)

Candidates for King County elective office no longer must file a statement of financial and other interests with the King County Ethics Program.

All nominees for appointment to any County elective office (except for judicial offices), within two weeks of becoming a nominee and all elected officials who are defined as county employees, shall file a statement of financial and other interest with the King County Ethics Program. This requirement may be satisfied by filing a signed copy of the PDC F-1 report. For more information, contact the King County Ethics Program.

Contribution limits for county offices

All persons and organizations, including political committees, are prohibited from making contributions during the election cycle totaling more than \$2,400 in the aggregate to any candidate for Assessor, County Council, Director of Elections, or Executive.



Washington State Public Disclosure
Commission

877-601-2828
pdc.wa.gov



Ethics Program
King County Office of Civil Rights
& Open Government

206-263-7821
program.ethics@kingcounty.gov
kingcounty.gov/ethics

Ballot Order

Information about the order in which candidates and measures appear on the ballot.

chapter 06

Ballot order

State law determines the order of offices and measures on the ballot at the federal or state level. For local offices and measures, the order they appear on the ballot is established by the county.

Order of offices

The offices will appear in the following order:

- Federal Offices
 - President and Vice President of the United States
 - United States Senator
 - United States Representative
- State Offices
 - Governor
 - Lieutenant Governor
 - Secretary of State
 - State Treasurer
 - State Auditor
 - Attorney General
 - Commissioner of Public Lands
 - Superintendent of Public Instruction
 - Insurance Commissioner
 - State Senator
 - State Representative
- County Offices
 - County Executive
 - Prosecuting Attorney
 - Assessor
 - Director of Elections
 - County Council
- State and County Judicial Offices. These appear on the ballot sequentially by district and/or position within each category.
 - Justices of the Supreme Court
 - Judges of the Court of Appeals
 - Judges of the Superior Court
 - Judges of the District Court
- Countywide Special Purpose Districts
 - Port of Seattle
- Cities and Towns
 - Mayor
 - City Attorney
 - Other elective department positions
 - Council
 - Municipal Court Judge
- Special Purpose Districts. Directors or commissioners within each district shall be in the order of the position or director district numbers assigned to those offices.
 - Regional districts that are not countywide
 - Transportation
 - School
 - Fire
 - Water
 - Sewer
 - Sewer and water combined
 - Public hospital
 - Airport
 - Cemetery
 - Park and Recreation Districts
 - Park and Recreation Service Areas
 - Flood, Drainage or related districts

Order of measures

The measures will appear on the ballot in the following order:

- Initiatives to the people
- Referendum measures
- Referendum bills
- Initiatives to the Legislature and alternate proposals, if any
- Proposed Constitutional amendments
 - Senate Joint Resolutions
 - House Joint Resolutions
- Countywide ballot measures

All other local measures, if any, appear in the area dedicated to that jurisdiction and follow the offices. For example, a ballot measure for a city would appear on the ballot after the city council races. Local measures would appear in the following order:

- Initiatives
- Referendum measures
- Proposed charter amendments
- All other propositions

Measures are numbered sequentially within each of the above categories in the order they are received by King County Elections, unless otherwise indicated by the jurisdiction proposing the measures.

Order of candidates

After the close of the regular candidate filing period, King County Elections will conduct a lot draw to determine the order in which candidate names will appear on the primary election ballot.

For the general election ballot, the candidate receiving the most votes in the primary election will appear first and the candidate receiving the second highest number of votes will appear second. If a primary election is not required for an office, the candidate names will appear on the general election ballot in the order determined by the lot draw.

Voter Statistics and Data

Information about past voter turnout and how to request voter information.

chapter 07

Data Visualization Tool

Easily view [ballot return statistics](#) for each election on our website. This information is updated every two hours between 8 a.m. and 6 p.m. on business days during an active election.

General data request information

Current lists of voter registrations are public records. (RCW 29A.08.720)

This data may be used for political purposes only. Voter registration data may not be used for commercial purposes. (RCW 29A.08.720, 29A.08.740 and 42.56.070(9))

The official list of registered voters is made available by the Washington Secretary of State.

More information about [how to access voter data](#) is available readily on their website.

Past election results

[Past election results and data](#) is available on our website.

Requests for public records

To access any additional records produced by our agency, please make a public records request via our [records portal](#).

You can find more information about public records requests on our website.

Mail ballot status reports

The Washington Secretary of State provides reports regarding returned ballots during an election period. [Ballot return statistics](#) are posted after 5 p.m. each business day, beginning two weeks prior to Election Day and continuing until the election is certified. For questions about the data, contact elections@sos.wa.gov.



Office of the Secretary of State
Elections Division

360-902-4180
elections@sos.wa.gov
sos.wa.gov/elections

Voter Registration Guidelines

General information about voter registration drives.

chapter

08

Voter registration drives

Every eligible person is encouraged to register to vote and to participate fully in all elections. Make sure the people of your community have a voice in the next election.

Tips for a successful drive:

- Plan your drive well in advance of voter registration deadlines.
- Consider coordinating with other groups to maximize your efforts.
- Obtain permission from the owner or manager before conducting drives on private property.
- Obtain forms from the Elections office or the Secretary of State's Office.
- Treat everyone the same.
- Know how to complete the form so you can assist individuals.
- Allow people to take a registration form and submit it themselves.
- Let people know they may fill out a form to update their existing registration (name change, address change, etc.)
- Assist people with disabilities only when they ask for help.
- Have contact information for the Elections office available to aid in referring people.
- Submit completed forms within 5 business days. You can submit completed forms by mail or in person to the Elections office.
- Return unused forms to the Elections office.

Do not...

- refuse to give anyone a registration form.
- offer gifts or promotional items for registering someone to vote unless you offer the same item to someone who does not register to vote.
- accept registrations you know to be fraudulent (see Voter Concern Information at the end of this chapter).

Completing the voter registration form

The below information is required on voter registration forms:

- voter's name;
- date of birth;*
- affirmation of United States citizenship;
- a Washington State residential address (include both mailing and residential addresses if mail is not delivered to the residential address);
- signature attesting to the truth of the information provided.

*16 and 17 year olds can now pre-register to vote. Registrants under the age of 18 will have their registrations held until they become eligible to vote.

Voter registration deadlines for the primary and general elections

Online or by mail:

- You can register to vote, or update your registration, online or by mail until 8 days before an election.
- Mailed registrations need to be received, not postmarked, by the 8 day deadline.
- If changes to an existing registration are not received online or by mail by this deadline, a voter may still vote using their previous voter registration record information, or make the necessary updates in person.

In person, at any elections office in Washington State:

- You can register to vote, or update your registration, until 8 p.m. on election day.
- If a voter is unable to update their existing registration in person by this deadline, they may still vote using their previous voter registration record information.

Voter concern information

If you believe you have witnessed irregularities, discrimination or fraud, please report the incident by accessing the [HAVA Complaint Form](#) on the [Secretary of State's website](#).

Clearly and specifically state your concern(s) and include events, dates, times, addresses and names pertaining to your concern(s).



King County Elections -
Voter Services

206-296-8683
elections@kingcounty.gov
kingcounty.gov/elections



Office of the Secretary of State
Elections Division

360-902-4180
elections@sos.wa.gov
sos.wa.gov/elections

Campaign Sign Regulations

General information about campaign sign regulations.

chapter 09

The role of King County Elections

King County Elections has **no** role in the regulation of campaign signs.

King County sign regulations

King County regulates all signs on county-owned property, easements and unincorporated road right-of-way, and unpermitted signs are not allowed in these locations (King County Code (KCC) 21A.20.040 and 21A.20.120C2). The county may remove and dispose of any unpermitted signs posted on county-owned property, easements or road right-of-way.

Political campaign signs may be displayed on private property with the property owner's consent. Any such signs, posters or handbills must be removed within 10 days following the election day, per King County Code (KCC) 21A.20.120C1. Although the campaign volunteers may agree to remove any sign, the property owner is ultimately responsible for compliance with the removal policy.

What to do about signs illegally placed

On private property:

- Property owners can contact the campaign headquarters and ask to have the sign removed.
- Advise the campaign about the error so it is not repeated.
- The King County Road Services Division has no authority over signs posted on private property.

On the road right-of-way in unincorporated King County:

- Call Road Services at 1-800-KC-ROADS (527-6237).

Report sign problems not related to road right-of-way issues:

- Call the campaign headquarters. If the campaign contact information is not listed on the sign, the King County Elections website lists all of the [candidates and their campaign contact information](#).
- To file a formal complaint about damaged or stolen political campaign signs in unincorporated King County, contact the King County Sheriff's Office at 206-296-3311. It will be helpful to include such facts as license numbers, names and witnesses to the theft. Do not call 911.

How to retrieve signs removed from the right-of-way:

- Campaigns can call Road Services at 1-800-KC-ROADS (527-6237) to find out how to retrieve signs that maintenance crews have removed.
- Private property owners should contact the campaign headquarters to replace a sign that has been vandalized or stolen from their property.

Washington State sign regulations

RCW 47.42 and the Highway Advertising Control Act regulate signs on Interstate highways, primary highways and highways that are part of the Scenic and Recreational system. Signs on private property adjacent to these highways must comply with the Highway Advertising Control Act, rules contained in WAC 468-66 and applicable local agency sign codes. Signs placed within the right-of-way of any state highway are subject to removal by the Washington State Department of Transportation.

Per WAC 468-66-050 & RCW 47.36.180(1), temporary political campaign signs:

- are limited to a maximum size of 32 square feet;
- must not resemble an official traffic control sign;
- must be removed within 10 days following the election;
- be placed with permission of the property owner prior to placing sign.

For any questions about the placement of campaign signs along state highways, call 360-705-7294.



King County Department of
Transportation
Road Services Division
800-KC-ROADS (527-6237)
maint.roads@kingcounty.gov
kingcounty.gov/roads



Washington State Department of
Transportation
360-705-7294
wsdot.wa.gov

Observing Elections

Information about observing the elections process at King County Elections.

chapter 10

Take a self-guided tour of Elections

See democracy in action! You can walk the 1/5 mile “loop” circling our ballot processing area. See every step a ballot takes, from signature verification to opening and scanning.

King County Elections Headquarters features a viewing loop so that you can observe the election process in action. No reservations are needed for this self-guided tour.

The viewing loop is open on the dates listed below during weekdays from 8:30 a.m. to 4:30 p.m., with extended hours on election days.

Primary election: July 15 - August 18

General election: October 14 - November 24

On our website, you may take a [video tour of King County Elections](#) that walks you through every step of the process. Each video segment corresponds to a view point on our self-guided tour.

More information about [observer opportunities](#) can be found on our website; continue to check back for updates throughout the year.

Live election cams

See for yourself how ballots are processed by watching our [live election cams](#) (when an election is in process) which are available on our website.

Webcams in areas that ballots are being processed are live 24 hours a day, 7 days a week from the Monday after UOCAVA ballots are mailed through election certification.

Primary election live web cam dates: June 22 - August 18

General election live web cam dates: September 21 - November 24

The webcam in the warehouse will be turned on the Friday after ballots are mailed, 18 days before election day.

All other webcams will be turned on the day the Official Logic & Accuracy tests are conducted, 26 days before Election Day.

If we are not currently processing ballots, consider watching our [virtual tour video](#) to get an idea of what we do.

