


Legend



Failure to Cure Rate

County average is 36%

- 0 - 35%
- 35% - 45%
- 45% - 55%
- 55% - 65%
- 65% - 100%
- Cities



Data Source: KCE 2023 Voter Registration Database and Census 2020 Tracts Tiger Files

The fail to cure rate is determined by dividing the number of ballots left uncured by the number of ballots challenged

