

Contracting Opportunities Program Annual Report

June 2024



King County

Contents

I.	King County Code 2.97—Contracting Opportunities Program	2
II.	Executive Summary	3
	Figure 1: 2019 to 2023 Awards to SCS Broken Down By M/WBE and non-M/WBE Firms.....	Error! Bookmark not defined.
III.	Background.....	4
IV.	Report Requirements	5
	Table 1: Total Dollars Awarded by Contract Category	6
	Table 2: Total Dollars Awarded by Contract Category with Incentive Applied	6
	Table 3: 2022/2023 Program Performance Comparison.....	7
	Table 4: Awards with SCS Incentives or Requirements by Race and Gender.....	9
	Figure 2: SCS Firm Utilization Data 2023 - Men by Race	Error! Bookmark not defined.
	Figure 3: SCS Firm Utilization Data 2023 - Women by Race.....	Error! Bookmark not defined.
V.	Conclusion/Next Actions	11
	Appendix A: Detailed Contract Information for SCS Firms.....	13
	Table 5: SCS Firm Detail for Goods and Services	13
	Table 6: SCS Firm Detail for Architecture/Engineering/Professional Services	14
	Table 7: SCS Firm Detail for Technical Consulting	20
	Table 8: SCS Firm Detail for Construction.....	21
	Appendix B: Detailed Contract Information for M/WBE Firms	26
	Table 9: M/WBE Firm Detail for Goods and Services	26
	Table 10: M/WBE Firm Detail for Architecture/Engineering/Professional Services	26
	Table 11: M/WBE Firm Detail for Technical Consulting	31
	Table 12: M/WBE Firm Detail for Construction.....	32

King County Code 2.97—Contracting Opportunities Program

Section 2.97.090 - Reporting to Council¹

The manager shall, by June 30 of every year, file with the clerk of the council, who shall retain an electronic copy and provide an electronic copy to all councilmembers and the lead staff for the government accountability and oversight committee or its successor, a report to council on the progress of the program during the previous year, January through December. The report shall include:

- A. The total amounts awarded by contract category, identifying contracts completed for covered projects under the priority hire program under King County Code chapter 12.18A.
- B. The total amount awarded by the contract category for which an incentive was available.
- C. The total amounts awarded to small contractors and suppliers reported by contract category and by race and gender, to the extent businesses voluntarily provide race and gender information.
- D. A listing of all participating small contractors and suppliers by contract category, by race and gender to the extent businesses voluntarily provide the race and gender information, by their location by city and ZIP Code, and the specific contracts, including dollar amounts awarded.
- E. A listing of the number and firm name of certified small contractors and suppliers by race and gender, to the extent businesses voluntarily provide the race and gender information, awarded contracts through the small business accelerator program under 2.97.070.C. by contract category, their location by city and ZIP Code and the specific contracts including dollar amounts awarded; and
- F. A listing of the number of minority and women-owned businesses by contract category, race, and gender to the extent businesses voluntarily provide the race and gender information, their location by city and ZIP Code, and the specific contracts awarded, including dollar amounts awarded.

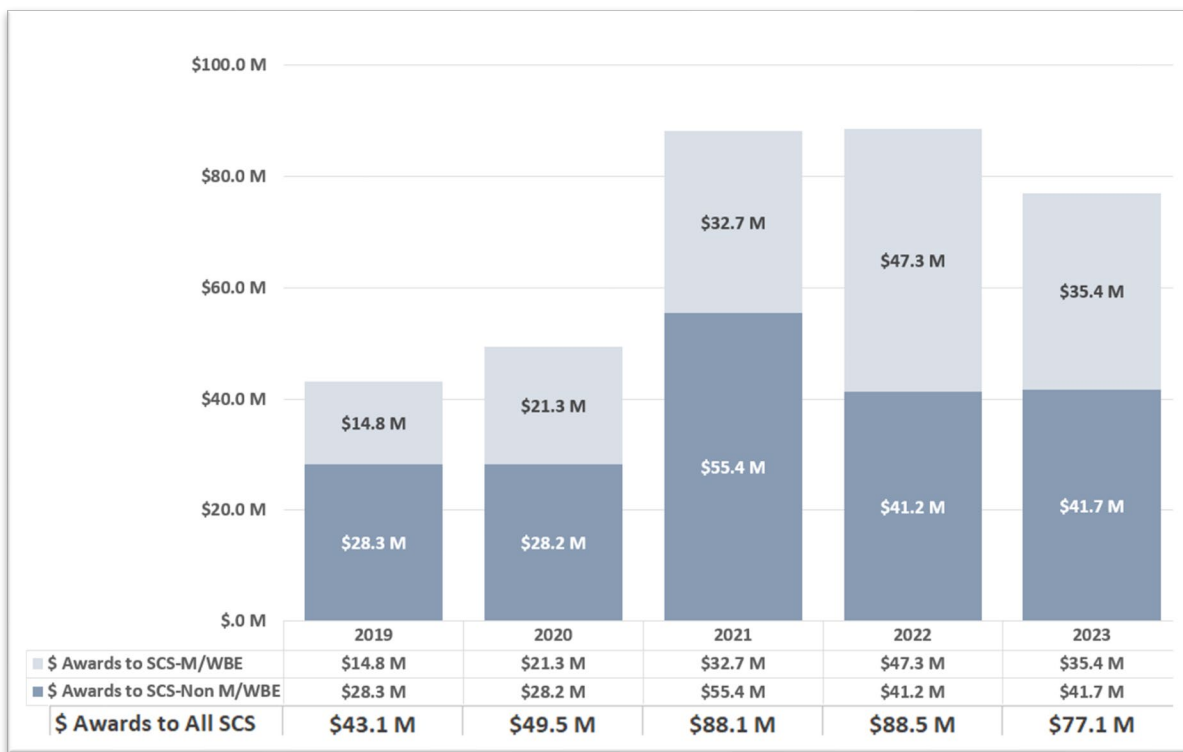
¹ King County Code Section 2.97.090 was amended by Ordinance 19738, Section 5, which was passed by the County Council on February 6, 2024. For ease of reference, this excerpt from King County Code reflects the recent amendments.

Executive Summary

As called for in King County Code 2.97.090, this report provides requested information and data on the King County Contracting Opportunities Program (COP). The program is designed to increase the participation of small businesses in contracts related to construction, consulting, and goods and services. The program applies requirements, incentives, and equity strategies to certify and increase the participation of Small Contractors and Suppliers (SCS) in County contracts.

Figure 1 summarizes the program's performance over the past five years. It displays trends in the total dollars awarded to SCS firms from 2019 through 2023, with the bar charts showing the total dollars awarded to SCS firms by year and broken down by M/WBE firms and non-M/WBE firms, respectively.²

Figure 1 - 2019 to 2023 Awards to SCS Broken Down By M/WBE and non-M/WBE Firms



With the adoption of an Executive Order in April 2021 that focused on pro-equity contracting, COP initiated actions to amplify the participation of M/WBE firms that are certified as SCS firms. Figure 1 indicates that the program is driving more dollars awarded to M/WBE firms from 2021 to 2023, with an average of \$38.5 million awarded per year. Prior to the Executive Order in 2019 and 2020, the two-year average for dollars awarded to M/WBE firms was noticeably lower, with an average of \$18 million per year. Another important trend is that the total amount of awards to all SCS firms (non-M/WBE and M/WBE) between 2021 and 2023 has averaged a total of \$84.6 million per year, as compared to the average of \$46.3 per year between 2019 and 2020.

² Minority and Women-owned Businesses (M/WBE) are certified businesses by the Washington State Office of Minority and Women Business Enterprise (OMWBE).

One of the catalysts for the positive results is the County's SCS Fast Track Certification, launched in 2021. The Fast Track Certification allows firms already certified as M/WBEs by the Washington State Office of Minority and Women's Business Enterprises to automatically qualify as SCS firms for King County. The M/WBE firms are no longer required to complete two separate certification processes. By the end of 2023, the Fast Track Certification program added 325 M/WBEs to the County's online directory of SCS-certified firms, bringing the total number of Fast-Track firms to 2,596, accounting for 83.6 percent of all SCS-certified firms. Most importantly, Fast Track Certification has provided greater access to M/WBE firms for King County contracts.

Following are the report highlights for the 2023 program:

All Contract Categories

- 28.8 percent SCS utilization rate.
- \$77.0 million awarded to SCS firms.
- Of the \$77.0 million to SCS firms, \$35.4 million was awarded to M/WBEs.

Goods & Services

- 15 percent SCS utilization rate.
- \$53.1 million of contracts subject to SCS incentives.
- \$8.1 million awarded to SCS firms.
- Of the \$8.1 million awarded to SCS firms, \$2.7 million or 33 percent was awarded to M/WBE firms.

Construction

- 29 percent SCS utilization rate.
- \$48.1 million awarded to SCS firms.
- Of the \$48.1 million awarded to SCS firms, \$16.1 million or 33 percent was awarded to M/WBE firms.

A/E/P Consulting

- 161 percent SCS utilization rate.
- \$19.2 million awarded to SCS firms.
- Of the \$19.2 million awarded to SCS firms, \$15.0 million or 78 percent was awarded to M/WBE firms.

Technical Services Consulting

- 4 percent SCS utilization rate.
- \$1.6 million awarded to SCS firms.
- Of the \$1.6 million awarded to SCS firms, \$1.5 million or 96 percent was awarded to M/WBE firms.

Background

Department Overview: The Department of Executive Services (DES) provides nearly all internal services to the King County government and public services to its residents. The department includes the Records and Licensing Services Division, the Finance and Business Operations Division (FBOD), the

Facilities Management Division, the Business Resource Center, the Office of Emergency Management, the Office of Risk Management Services, the King County International Airport, the Fleet Services Division, and the Inquest Program. The Business Development and Contract Compliance (BDCC) section is located within FBOD and is responsible for the administration of COP and the development of this annual report.

Key Historical Conditions: On November 3, 1998, Washington state voters approved Initiative 200 (I-200), prohibiting public institutions from discriminating or granting preferential treatment based on race, sex, color, ethnicity, or national origin in the areas of public education, public employment, and public contracting. As a result, government agencies must exclude race and gender as sole factors in the award of public contracts but can set aspirational goals to promote equity in public contracting. The County is continuing to make efforts to enhance equity in public contracting. These efforts include, but are not limited to, a focus on outreach, technical assistance, and actions to apply pro-equity and inclusion strategies in all categories that the County awards contracts.

Key Current Conditions: The BDCC section administers the County's local, state, and federal small business programs, including COP, and performs regional certification for eligible small businesses in cooperation with other local entities that may adopt compatible programs. COP promotes the use of (SCS firms as prime contractors, subcontractors, and suppliers on County contracts. The program applies to contracts subject to King County Code (KCC) 2.93 that include the following three contract categories: 1) goods and services, 2) construction services, and 3) consulting services, including architecture/engineering/professional services (A/E/P) consulting and technical services consulting.

Report Methodology: The annual COP report uses data from the Diversity and Compliance Management System (DCMS). The DCMS includes data for construction and consulting contracts. The data comprises award dollars and payments to prime contractors, subcontractors, and suppliers. Other data elements include firm certification type, funding source, awarding agency name, small business utilization requirement, award date, and contract amount.

For construction contracts, BDCC staff facilitate a review and data comparison using intents and affidavits submitted by contractors to the Washington State Department of Labor and Industries (L&I) and data obtained from DCMS. These two data sets confirm the identification of all subcontractors and suppliers for each contract, as well as the total labor hours and dollar amounts paid to subcontractors and suppliers.

For consulting contracts, BDCC staff apply the same methodology, excluding the use of L&I data, which is only for construction contracts.

For goods and services, including technical services consulting, BDCC staff download a list of all executed contracts for the report year from the Procurement Service Request database. The dataset includes all the report elements identified above for construction and consulting agreements.

Report Requirements

This report meets the reporting requirements outlined in King County Code (KCC) 2.97.090 and KCC 12.18A, which require the submission of an annual report to the King County Council on the progress of the Contracting Opportunities Program during the previous year, January through December. Each subsection identified below responds to a specific reporting requirement of the KCC.

A. The total amounts awarded by contract category, identifying contracts completed for covered projects under the priority hire program under King County Code chapter 12.18A.

Table 1 reflects total dollar awards by contract category. The construction category also includes an additional row highlighting 2023 awards on priority hire construction projects.³

Table 1: Total Dollars Awarded by Contract Category⁴

For the period January 1 through December 31, 2023				
Contract Category	Goods & Services	Technical Services Consulting	A/E/P Consulting	Construction
Total Dollars Awarded	\$94,267,469	\$54,263,397	\$95,834,893	\$177,309,765
SCS Dollars Awarded on Priority Hire Construction Projects	N/A	N/A	N/A	\$133,300,000

B. The total amount awarded by the contract category for which an incentive was available.

Table 2 below contains information on the total dollar amount of contracts awarded by contract category and the total dollar amount awarded by contract category for which the County applied incentives or requirements.

Table 2: Total Dollars Awarded by Contract Category with Incentive Applied⁵

For the period January 1 through December 31, 2023				
Contract Category	Goods & Services	Technical Services Consulting	A/E/P Consulting	Construction
Total Dollars Awarded	\$94,267,469	\$54,263,397	\$95,834,893	\$177,309,765
Total Dollar Amount Awarded w/Incentive Applied	\$53,144,912	\$38,819,389	\$11,972,558	\$164,000,101

Table 3 below provides additional information about total awards, total awards due to SCS incentives or requirements, and SCS awards for the 2022 and 2023 reporting periods. For each year, Table 3 also includes the total dollars awarded for various categories of contracts, the percentage of the total dollars awarded to SCS firms, and the number of SCS firms receiving an award. Although this year-to-year comparison is not mandated in the reporting requirements, it has been provided in previous annual reports to indicate year-to-year performance trends.

³ The data for SCS awards on 2023 priority hire projects is from the 2023 Annual Apprenticeship and Priority Hire Report, submitted to the Council on April 15, 2024 (see Figure 7, page 26).

⁴ In this table, the consultant category is divided into two subcategories, one for Technical Services consulting, and the other for architecture/engineering/ professional (A/E/P) consulting.

⁵ In this table, the consultant category is divided into two subcategories, one for Technical Services consulting, and the other for architecture/engineering/ professional (A/E/P) consulting.

Table 3: 2022/2023 Program Performance Comparison

CONTRACTING OPPORTUNITIES PROGRAM – Performance Chart			
SMALL CONTRACTORS & SUPPLIERS	2022	2023	-/+ Change
GOODS & SERVICES	\$175,391,485	\$94,267,469	-46%
All Contracts Subject to SCS Incentives	\$83,595,375	\$53,144,912	-36%
\$ All Awards to SCS Firms	\$7,830,122	\$8,104,128	3%
\$ All SCS Awards due to Incentives or Requirements	\$4,595,690	\$5,416,840	18%
% Awards to SCS Firms⁶	9%	15%	6%
Number of SCS Awards	12	11	-1
CONSTRUCTION	\$294,671,714	\$177,309,765	-40%
All Contracts Subject to SCS Requirements	\$103,212,233	\$164,000,101	59%
\$ All Awards to SCS Firms	\$58,148,050	\$48,117,478	-17%
\$ All SCS Awards due to Incentives or Requirements	\$33,296,375	\$47,139,285	42%
% Awards to SCS Firms	56%	29%	-27%
Number of SCS Awards	87	85	-2
A/E/P CONSULTING	\$64,028,701	\$95,834,893	50%
All Contracts Subject to SCS Incentives	\$5,429,958	\$11,972,558	120%
\$ All Awards to SCS Firms	\$16,674,604	\$19,246,932	15%
\$ All SCS Awards due to Incentives or Requirements	\$2,636,791	\$3,009,576	14%
% Awards to SCS Firms	307%	161% ⁷	-146%
Number of SCS Awards	17	28	11
TECHNICAL CONSULTING	\$20,548,958	\$54,263,397	164%
All Contracts Subject to SCS Incentives	\$11,436,845	\$38,819,389	239%
\$ All Awards to SCS Firms	\$5,914,991	\$1,564,815	-74%

⁶ The percentage of awards to SCS firms in Table 3 is calculated by dividing the total dollar value of all Awards to SCS Firms by the total dollar value of All Contracts Subject to SCS Incentives for each contract category.

⁷ This percentage is a result of only \$5.4M in awards being subject to SCS requirements due to requirements in federally assisted contracts.

CONTRACTING OPPORTUNITIES PROGRAM – Performance Chart

SMALL CONTRACTORS & SUPPLIERS	2022	2023	-/+ Change
\$ All SCS Awards due to Incentives or Requirements	\$4,934,600	\$1,514,815	-69%
% Awards to SCS Firms	52%	4%	-48%
Number of SCS Awards	9	2	-7
TOTAL \$ All AWARDS SUBJECT to SCS INCENTIVES	\$203,674,411	\$267,936,960	32%
TOTAL \$ All AWARDS to SCS ALL CATEGORIES	\$88,567,766	\$77,033,352	-13%
% Awards to SCS Firms	43.5%	28.8%	-14.7%

The following are key takeaways from Table 3:

- Goods & Services: The dollars awarded to SCS firms and the number of SCS awards in this category remained about the same from 2022 to 2023: \$7.8 million awarded to 12 SCS firms in 2022 compared to \$8.1 million awarded to 11 firms in 2023.
- Construction: The dollars awarded to SCS firms decreased from \$58.1 million in 2022 to \$48.1 million in 2023. The decrease is mainly attributed to more prime contractors in 2022 deciding on their own to exceed the SCS requirements established for specific projects. Even though the dollar amounts awarded in 2023 are lower than in 2022, the number of SCS firms awarded construction contracts remained about the same, with 85 awards in 2023 compared to 87 awards in 2022.
- A/E/P Consulting: The dollars awarded to SCS firms and the number of awards in this category increased from 2022 to 2023: \$16.7 million awarded to 17 firms in 2022 compared to \$19.2 million awarded to 28 firms in 2023. Also, note that the dollars awarded to SCS firms in 2022 and 2023 far exceeded the SCS dollars awarded due to incentives or requirements. This positive trend is attributed to prime contractors submitting an Equity and Social Justice (ESJ) Innovation Plan for A/E/P contracts. The Plan allows contractors to set their own voluntary goals and actions for M/WBE participation in these contracts. The ESJ Innovation Plan feature became a part of A/E/P contracts starting in 2020, and it has been highly successful in providing more contract opportunities to M/WBE firms.
- Technical Consulting: The dollars awarded to SCS firms and the number of awards in the category decreased from 2022 to 2023: \$5.9 million awarded to nine firms in 2022 compared to \$1.6 million awarded to two firms in 2023. This is mainly due to a relatively small number of technical consulting contracts that had SCS dollars awarded due to incentives or requirements. BDCC did not apply as many SCS incentives or requirements to this category of contracts in 2023 because the specialized scope of work required a specific set of skills, knowledge, or training for which there were few or no available SCS firms.

- **Total Awards to SCS Firms:** The total dollars awarded to SCS firms across all contract categories decreased from \$88.6 million in 2022 to \$77 million in 2023. As explained above, under the construction category, this is mainly due to prime contractors voluntarily exceeding the SCS incentives or requirements established on specific contracts. With \$77 million awarded to SCS firms in 2023 and with \$35.4 million of the \$77 million (46 percent) going to M/WBE firms, the data indicate that 2023 remained a strong year for SCS and M/WBE participation on County contracts.

C. The total amounts awarded to small contractors and suppliers reported by contract category and by race and gender, to the extent businesses voluntarily provide the race and gender information.

Table 4 below contains information on the total dollar amounts of contract awards in 2023 by contract category, race, and gender to the extent that SCS firms voluntarily provided this information.

Table 4: Awards with SCS Incentives or Requirements by Race and Gender

For the period January 1 through December 31, 2023					
Dollars Awarded to SCS Firms by Race and Gender	Minorities (including women)	White Females	White Males	Undisclosed	Total Dollars Awarded to SCSs
Goods & Services	\$6,170,000	\$1,934,128	\$0	\$0	\$8,104,128
A/E/P Consulting	\$8,112,219	\$7,734,185	\$3,375,528	\$25,000	\$19,246,932
Technical Services	\$1,059,815	\$455,000	\$50,000	\$0	\$1,564,815
Construction	\$9,605,050	\$8,638,811	\$28,186,117	\$1,687,500	\$48,117,478
Totals	\$24,947,084	\$18,762,124	\$31,611,645	\$1,712,500	\$77,033,352

As supplemental information related to this reporting requirement, Figures 2 and 3 below provide summary information for SCS contract awards in 2023 across all contract categories, by men and women, with a breakdown of race information for each. This supplemental information has been provided in previous annual reports.

Figure 2 - SCS Firm Utilization Data 2023 - Men by Race

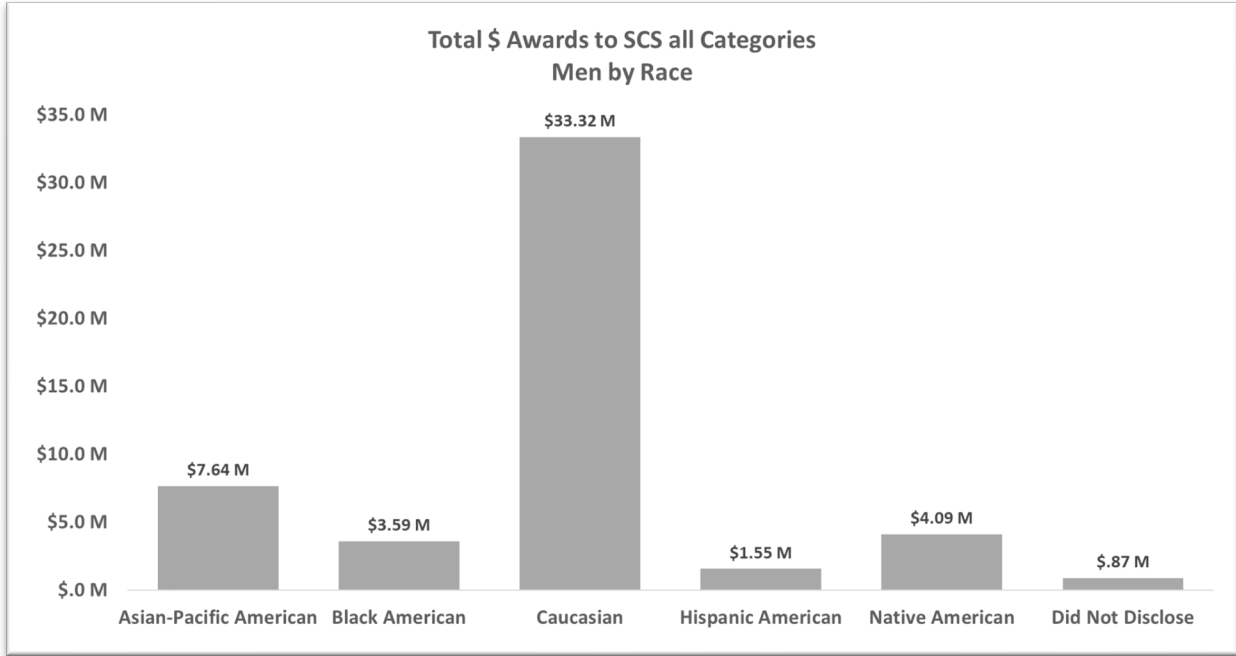
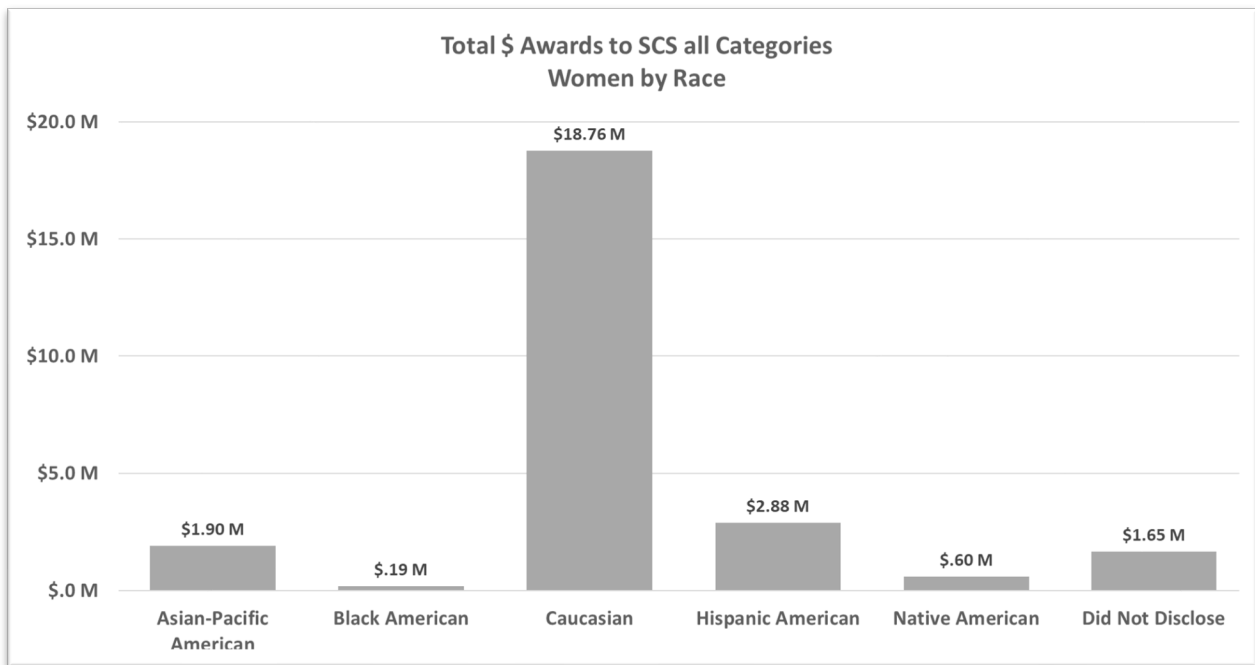


Figure 3 - SCS Firm Utilization Data 2023 - Women by Race



- D. A listing of all participating small contractors and suppliers by contract category, by race and gender to the extent businesses voluntarily provide the race and gender information, by their location by city and ZIP Code, and the specific contracts, including dollar amounts awarded.**

Appendix A contains the following tables that list SCS firms by contract category, by race and gender information, by their city and ZIP Code, and with dollar amounts awarded in 2023:

- Table 5: SCS Firm Detail for Goods & Services
- Table 6: SCS Firm Detail for Architecture/Engineering/Professional Services
- Table 7: SCS Firm Detail for Technical Consulting
- Table 8: SCS Firm Detail for Construction (excluding Work Orders)

- E. A listing of the number and firm name of certified small contractors and suppliers by race and gender, to the extent businesses voluntarily provide this race and gender information, awarded contracts through the small business accelerator program under 2.97.070.C. by contract category, their location by city and ZIP Code and the specific contracts including dollar amounts awarded.**

There were no contracts awarded via the small business accelerator program in 2023. The small business accelerator program allows SCS contractors to compete with other SCS contractors and become a prime contractor on a limited set of services and technical services contracts (excluding contracts for architecture and engineering services) that are needed for “metropolitan functions.” The term metropolitan functions is a reference to former Metro agencies (Transit and Wastewater) that merged with King County in 2003. In 2023, Metro Transit and the Wastewater Treatment Division (WTD) did not have opportunities to utilize the small business accelerator program, given the scopes of specific services and technical services contracts. BDCC will continue to collaborate with Metro Transit and WTD going forward to seek out new contract opportunities for this contracting method.

- F. A listing of the number of minority and women-owned businesses by contract category, race, and gender to the extent businesses voluntarily provide the race and gender information, their location by city and ZIP Code, and the specific contracts awarded, including dollar amounts awarded.**

Appendix B contains the following tables that list M/WBE firms by contract category, by race and gender information, by their city and ZIP Code, and with dollar amounts awarded in 2023:

- Table 9: M/WBE Firm Detail for Goods & Services
- Table 10: M/WBE Firm Detail for Architecture/Engineering/Professional Services
- Table 11: M/WBE Firm Detail for Technical Consulting
- Table 12: M/WBE Firm Detail for Construction

Conclusion/Next Actions

In 2023, \$77 million was awarded to SCS firms, with \$35.4 million of the \$77 million (46 percent) going to M/WBE firms. In addition, although the total dollars awarded to SCS firms decreased by about \$11.5 million from 2022 to 2023, the total number of contracts awarded to SCS firms remained almost the same, with 125 contracts awarded in 2022 compared to 126 in 2023. The \$77 million awarded to 126

SCS firms indicates that 2023 remained a strong year for SCS and M/WBE participation in County contracts.

In 2023, the County initiated a disparity study to support its pro-equity contracting efforts. The study focused on contracts related to construction and A/E/P contracts. The primary goal of the study is to examine whether minority and women-owned businesses (M/WBEs) have equal access to County contracting opportunities involving these contract types. To determine this, the study will review the county's actual utilization of M/WBEs and compare that to their availability in the designated market area surrounding King County. The study's findings will help the County determine whether there is a significant disparity between its utilization of M/WBEs and their availability in the designated market area. The County plans to release the study's findings and recommendations in the second quarter of 2024.

Appendix A: Detailed Contract Information for SCS Firms

Table 5 below contains an alphabetical listing of SCS firms awarded contracts for goods and services that included SCS incentives or requirements during the report period. The list includes information on the race and gender of these SCS firms to the extent that these businesses voluntarily provided this information. The table also reports the business location of these firms by city and ZIP code, as well as the contract dollar amount.

Table 5: SCS Firm Detail for Goods and Services

2023 Advertised Goods & Services Contracts					
Business Name	City	Zip	Race	Gender	\$ Award Amount
*Advanced Government Services, Inc	Tacoma	98444	Asian-Pacific American	Female	\$400,000
*All Day South, LLC	Federal Way	98003	Caucasian	Female	\$40,000
*Altitude Enterprise	Kent	98030	Hispanic American	Male	\$320,000
Associated Underwater Services	Spokane	99202	Caucasian	Female	\$195,319
*Birch Equipment Rental & Sales	Bellingham	98228	Caucasian	Female	\$40,000
Crux Diving Inc	Kenmore	98028	Caucasian	Female	\$171,969
Cultures Connecting, LLC	Renton	98055	Black American	Female	\$50,000
*Morgan Mechanical, Inc	Redmond	98052	Asian-Pacific American	Male	\$500,000
Northwest Vernacular Inc	Bremerton	98337	Caucasian	Female	\$20,000
*Production Distribution Co	Chicago	60628	Black American	Male	\$1,000,000
*PRR, Inc.	Seattle	98101	Caucasian	Female	\$250,000
Resicon LLC	Tacoma	98409	Hispanic American	Female	\$1,125,000
*Seamessco L.L.C.	Seattle	98101	Other Minority	Female	\$500,000
*Sound Safety Products Co., Inc.	Everett	98201	Native American	Female	\$600,000
*The Supply Source Inc	Bellevue	98008	Caucasian	Female	\$216,840
Vanzelia, LLC	Seattle	98134	Black American	Male	\$1,125,000
*Ventilation Power Cleaning, Inc.	Seattle	98017	Caucasian	Female	\$500,000

2023 Advertised Goods & Services Contracts					
Business Name	City	Zip	Race	Gender	\$ Award Amount
*Ventilation Power Cleaning, Inc.	Seattle	98017	Caucasian	Female	\$500,000
*Xanthos Healthcare Solutions Inc.	Rancho Santa Margarita	92688	Asian-Pacific American	Male	\$550,000
TOTAL					\$8,104,128

Table 6 below contains an alphabetical listing of SCS firms awarded contracts for A/E/P consulting services that included SCS incentives or requirements during the report period. The list includes information on the race and gender of these SCS firms to the extent that these businesses voluntarily provide this information. The table also reports the business location of these firms by city, ZIP code, and dollar amount of the contract.

Table 6: SCS Firm Detail for Architecture/Engineering/Professional Services

2023 Architecture/Engineering/Professional Services Contracts					
Business Name	City	Zip	Race	Gender	\$ Award Amount
Apex Engineering, LLC	Tacoma	98409	Caucasian	Female	\$79,926
Aquanti, LLC	Chappaqua	10514	Asian-Pacific American	Female	\$112,954
*Aquanti, LLC	Chappaqua	10514	Asian-Pacific American	Female	\$52,515
AQUARIO ENGINEERING LLC	San Diego	92115	Hispanic American	Male	\$54,353
Asset Management Professionals LLC	Spokane	99201	Hispanic American	Male	\$41,955
*Asset Management Professionals LLC	Spokane	99201	Hispanic American	Male	\$59,002
Bolima Drafting & Design, Inc.	Seattle	98101	Native American	Male	\$3,840
Cascade Trenchless Consulting LLC	Portland	97221	Caucasian	Female	\$193,498
Cascadia Consulting Group, Inc.	Seattle	98101	Caucasian	Female	\$59,072
Clarity Engineering, LLC	Vashon	98070	Caucasian	Female	\$31,379
Clarity Engineering, LLC	Vashon	98070	Caucasian	Female	\$65,108
*Clarity Engineering, LLC	Vashon	98070	Caucasian	Female	\$9,073

2023 Architecture/Engineering/Professional Services Contracts					
Business Name	City	Zip	Race	Gender	\$ Award Amount
Concord Engineering Inc.	Bellevue	98004	Asian-Pacific American	Female	\$160,671
Confluence Environmental Company	Seattle	98103	Caucasian	Male	\$40,672
Cooper Zietz Engineers, Inc.	Portland	97222	Native American	Male	\$31,248
Drew Collaborative Works	Port Ludlow	98365	Caucasian	Female	\$33,985
Drew Collaborative Works	Port Ludlow	98365	Caucasian	Female	\$8,721
*Drew Collaborative Works	Port Ludlow	98365	Caucasian	Female	\$10,450
*Economic Consultants Oregon Ltd.	Portland	97201	Caucasian	Female	\$521,969
Elcon Associates Inc	Beaverton	97006	Asian-Pacific American	Male	\$55,280
*Elcon Associates Inc	Beaverton	97006	Asian-Pacific American	Male	\$2,524
Entitlement and Engineering Solutions	Denver	80222	Caucasian	Female	\$172,705
Envirolssues, Inc.	Seattle	98101	Caucasian	Female	\$33,395
Envirolssues, Inc.	Seattle	98101	Caucasian	Female	\$5,868
Equinox Research and Consulting International, Inc.	Mount Vernon	98273	Caucasian	Female	\$10,242
Exeltech Consulting Inc.	Lacey	98516	Asian-Pacific American	Male	\$638,149
Formation Lab LLC	Portland	97214	Asian-Pacific American	Female	\$108,009
*Formation Lab LLC	Portland	97214	Asian-Pacific American	Female	\$84,348
Formation Lab LLC	Portland	97214	Asian-Pacific American	Female	\$65,268
Four Elements Engineers, LLC	Sammamish	98074	Asian-Pacific American	Female	\$43,285
*Fresh Coast Capital, LLC	CICAGO	60602	Caucasian	Female	\$779,544

2023 Architecture/Engineering/Professional Services Contracts					
Business Name	City	Zip	Race	Gender	\$ Award Amount
Furtado & Associates, Inc.	Seattle	98164	Black American	Male	\$118,970
Geometrics Engineering, P.S., Inc.	Bellevue	98005	Asian-Pacific American	Male	\$87,922
Geometrics Engineering, P.S., Inc.	Bellevue	98005	Asian-Pacific American	Male	\$5,604
*Griffin Hill & Associates LLC	Seattle	98144	Black American	Male	\$77,133
Griffin Hill & Associates LLC	Seattle	98144	Black American	Male	\$47,654
*Hinge Studio LLC	Seattle	98108	Caucasian	Female	\$225,000
Hough Beck & Baird, Inc.	Seattle	98121	Caucasian	Female	\$29,216
Hough Beck & Baird, Inc.	Seattle	98121	Caucasian	Female	\$41,770
Hough Beck & Baird, Inc.	Seattle	98121	Caucasian	Female	\$28,760
HVAC Double Check, LLC	Auburn	98002	Caucasian	Female	\$50,000
HWA GeoSciences Inc.	Bothell	98021	Hispanic American	Female	\$187,930
HWA GeoSciences Inc.	Bothell	98021	Hispanic American	Female	\$220,320
Integrated Design Engineers LLC	Seattle	98101	Asian-Pacific American	Male	\$3,875
Integrated Design Engineers LLC	Seattle	98101	Asian-Pacific American	Male	\$19,182
Jamieson Architecture, PLLC	Seattle	98107	Caucasian	Female	\$47,680
Jill Marie Irwin	Seattle	98117	Caucasian	Female	\$9,846
Jimale Technical Services, LLC	Seattle	98121	Black American	Female	\$75,672
Lightwire, Inc.	Seattle	98136	Caucasian	Female	\$15,800
*Lindsey Consulting	Seattle	98102	Caucasian	Female	\$49,803
Lund Opsahl LLC	Seattle	98161	Caucasian	Male	\$31,953
MLA Engineering, LLC	Seattle	98101	Caucasian	Male	\$58,434
MPM Consulting, LLC	Lake Oswego	97035	Hispanic American	Male	\$22,431

2023 Architecture/Engineering/Professional Services Contracts					
Business Name	City	Zip	Race	Gender	\$ Award Amount
*Northwest Heritage Consultants LLC	Seattle	98104	Caucasian	Female	\$4,360
Northwest Heritage Consultants LLC	Seattle	98104	Caucasian	Female	\$43,985
O'Brien & Company LLC	Seattle	98104	Caucasian	Female	\$22,523
O'Brien & Company LLC	Seattle	98104	Caucasian	Female	\$9,609
Osborn Consulting Inc.	Bellevue	98004	Caucasian	Female	\$284,463
Osborn Consulting Inc.	Bellevue	98004	Caucasian	Female	\$39,630
Osborn Consulting Inc.	Bellevue	98004	Caucasian	Female	\$109,670
Ott - Sakai & Associates LLC	Kenmore	98028	Asian-Pacific American	Male	\$66,297
Ott - Sakai & Associates LLC	Kenmore	98028	Asian-Pacific American	Male	\$133,236
Ott - Sakai & Associates LLC	Kenmore	98028	Asian-Pacific American	Male	\$38,500
*Ott - Sakai & Associates LLC	Kenmore	98028	Asian-Pacific American	Male	\$206,231
Ott - Sakai & Associates LLC	Kenmore	98028	Asian-Pacific American	Male	\$225,917
Ott - Sakai & Associates LLC	Kenmore	98028	Asian-Pacific American	Male	\$36,189
Planning & Management Services, Inc.	Federal Way	98001	Caucasian	Female	\$188,833
*Planning & Management Services, Inc.	Federal Way	98001	Caucasian	Female	\$43,568
Planning & Management Services, Inc.	Federal Way	98001	Caucasian	Female	\$17,030
*Progressive Design-Build Consulting LLC	Woodinville	98072	Caucasian	Female	\$32,886
Progressive Design-Build Consulting LLC	Woodinville	98072	Caucasian	Female	\$48,452
PROJECTGO WA LLC	Spokane	99203	Caucasian	Male	\$500,000
PRR, INC.	Seattle	98101	Caucasian	Female	\$632,985
PRR, INC.	Seattle	98101	Caucasian	Female	\$74,392

2023 Architecture/Engineering/Professional Services Contracts					
Business Name	City	Zip	Race	Gender	\$ Award Amount
PRR, INC.	Seattle	98101	Caucasian	Female	\$1,045,805
*Red Barn Engineering Incorporated	Kenmore	98028	Caucasian	Female	\$62,292
Red Barn Engineering Incorporated	Kenmore	98028	Caucasian	Female	\$63,110
RES Group NW, LLC	Kirkland	98033	Asian-Pacific American	Female	\$28,435
*RES Group NW, LLC	Kirkland	98033	Asian-Pacific American	Female	\$65,108
RES Group NW, LLC	Kirkland	98033	Asian-Pacific American	Female	\$16,424
Reyes Engineering Inc.	Seattle	98104	Asian-Pacific American	Male	\$71,598
Richard Martin Groundwater LLC	Seattle	98117	Other Minority	Male	\$19,429
RIE Consultants LLC	Redmond	98073	Asian-Pacific American	Male	\$112,528
*RIE Consultants LLC	Redmond	98073	Asian-Pacific American	Male	\$20,470
Roberts Engineering, PLLC	Redmond	98052	Caucasian	Male	\$92,731
Roberts Engineering, PLLC	Redmond	98052	Caucasian	Male	\$67,051
Rolluda Architects Inc	Seattle	98104	Asian-Pacific American	Male	\$2,000,000
Rolluda Architects Inc	Seattle	98104	Asian-Pacific American	Male	\$1,000,000
Roots Project Controls Services, LLC	Kent	98031	Asian-Pacific American	Female	\$182,654
Sage Architectural Alliance, LLC	Seattle	98101	Caucasian	Female	\$40,186
Scarlet Plume, LLC	Port Angeles	98363	Caucasian	Female	\$6,135
*SRT Consultants	Seattle	98104	Caucasian	Female	\$293,445
Staheli Trenchless Consultants Inc	Lynnwood	98036	Caucasian	Female	\$120,381
Staheli Trenchless Consultants Inc	Lynnwood	98036	Caucasian	Female	\$1,498,365
Stell Environmental Enterprises, Inc.	Mountlake Terrace	98043	Caucasian	Female	\$110,853

2023 Architecture/Engineering/Professional Services Contracts					
Business Name	City	Zip	Race	Gender	\$ Award Amount
Stepherson & Associates Communications Inc	Seattle	98121	Black American	Male	\$23,093
Stepherson & Associates Communications Inc	Seattle	98121	Black American	Male	\$144,209
*Stepherson & Associates Communications Inc	Seattle	98121	Black American	Male	\$87,733
Tanner Pacific, Inc.	San Carlos	94070	Caucasian	Male	\$194,164
*Tanner Pacific, Inc.	San Carlos	94070	Caucasian	Male	\$77,874
Tanner Pacific, Inc.	San Carlos	94070	Caucasian	Male	\$186,007
The Greenbusch Group, Inc.	Seattle	98119	Asian-Pacific American	Female	\$10,501
The Greenbusch Group, Inc.	Seattle	98119	Asian-Pacific American	Female	\$15,886
The Rushing Company LLC	Seattle	98109	Caucasian	Female	\$247,761
The Vida Agency	Edmonds	98020	Other Minority	Female	\$440,861
The Vida Agency	Edmonds	98020	Other Minority	Female	\$257,890
The Vida Agency	Edmonds	98020	Other Minority	Female	\$59,584
*The Watershed Company	Lake Forest Park	98020	Caucasian	Male	\$40,677
*The Watershed Company	Lake Forest Park	98020	Caucasian	Male	\$23,490
Tres West Engineers Inc.	Tacoma	98409	Asian-Pacific American	Female	\$87,361
*Tres West Engineers Inc.	Tacoma	98409	Asian-Pacific American	Female	\$24,780
Triunity, Inc.	Denver	80202	Black American	Male	\$304,836
Triunity, Inc.	Denver	80202	Black American	Male	\$52,375
True North Land Surveying Inc	Seattle	98134	Caucasian	Female	\$28,415
True North Land Surveying Inc	Seattle	98134	Caucasian	Female	\$22,606
True North Land Surveying Inc	Seattle	98134	Caucasian	Female	\$48,071
*Urban Systems Design	Seattle	98133	Caucasian	Female	\$81,565

2023 Architecture/Engineering/Professional Services Contracts					
Business Name	City	Zip	Race	Gender	\$ Award Amount
Willamette Cultural Resources Associates, Ltd.	Portland	97212	Caucasian	Male	\$13,739
WJA Design Collaborative	Seattle	98104	Caucasian	Male	\$2,000,000
*Zipper Geo Associates, LLC	Lynnwood	98036	Caucasian	Male	\$48,735
*TBD	TBD	TBD	TBD	TBD	\$25,000
TOTAL					\$19,246,932
* Contract values shown as \$TBD for all on-call work order contracts when the SCS firm's scope of work has not yet been issued					

Table 7 below contains an alphabetical listing of SCS firms awarded contracts for technical services consulting that included SCS incentives or requirements during the report period. The list includes information on the race and gender of these SCS firms to the extent that these businesses voluntarily provided this information. The table also reports the business location of these firms by city, ZIP code, and the dollar amount of the contract.

Table 7: SCS Firm Detail for Technical Consulting

2023 Advertised Technical Services Consulting Contracts					
Business Name	City	Zip	Race	Gender	\$ Award Amount
*Abeyta & Associates	Seattle	98134	Hispanic American	Female	\$500,000
*Alma Villegas Consulting	Seattle	98108	Hispanic American	Female	\$79,815
*Childress Nursing Services, LLC	Renton	98056	Black American	Female	\$60,000
*Connected Perspectives PLLC	Seattle	98109	Caucasian	Female	\$5,000
*Creative Ground, LLC	Seattle	98102	Caucasian	Female	\$450,000
Dcg/Watershed, Inc. (The Watershed Company)	Kirkland	98033	Caucasian	Male	\$50,000
Intelligent Partnerships, Inc.	Kent	98032	Hispanic American	Female	\$0
**Locke Advisory Solutions	Camano Island	98282	Caucasian	Female	\$0
*Paradox Therapy, PLLC	Seattle	98168	Asian-Pacific American	Female	\$60,000
*Struo Strategies, LLC	Federal Way	98093	Other Minority	Female	\$90,000

*Vikek Environmental Engineers, LLC	Edmonds	98020	Black American	Male	\$270,000
TOTAL					\$1,564,815

Table 8 below contains an alphabetical listing of SCS firms awarded contracts for construction services that included SCS incentives or requirements during the report period. The list includes information on the race and gender of these SCS firms to the extent that these businesses voluntarily provide this information. The table also reports the business location of these firms by city, ZIP code, and dollar amount of the contract.

Table 8: SCS Firm Detail for Construction

2023 Construction Contracts					
Business Name	City	Zip	Race	Gender	\$ Award Amount
*A1 Asphalt Paving, Inc.	Kent	98665	Asian-Pacific American	Male	\$297,775
*Able Industries Inc	Puyallup	98371	Asian-Pacific American	Female	\$28,458
Agostino Construction, Inc.	Maple Valley	98038	Caucasian	Male	\$94,000
*American veterans construction, Consulting & Supply	Renton	98055	Caucasian	Male	\$90,000
*Anderson Specialties, LLC	Shoreline	98155	Caucasian	Female	\$61,669
Armadillo Painting, LLC	Bellevue	98006	Caucasian	Female	\$27,850
*Ashford Electric & Construction Co	Kirkland	98033	Caucasian	Female	\$259,870
*Bassett Construction INC	VANCOUVER	98665	Caucasian	Female	\$1,166,187
*Becker Blacktop LLC	Sumner	98390	Caucasian	Male	\$44,480
*Becker Blacktop LLC	Sumner	98390	Caucasian	Male	\$164,093
*Becker Blacktop LLC	Sumner	98390	Caucasian	Male	\$558,987
*Blankenship Equipment Repair Inc	Renton	98056	Caucasian	Female	\$391,208
*Buckley's Sweeping & Dust Control LLC	Milton	98354	Caucasian	Female	\$28,800
*Burly Products, Inc.	Post Falls	83854	Native American	Male	\$23,650
*C & P Fencing	Enumclaw	98022	Caucasian	Female	\$5,060
*C & P Fencing	Enumclaw	98022	Caucasian	Female	\$45,807

2023 Construction Contracts					
Business Name	City	Zip	Race	Gender	\$ Award Amount
*C & P Fencing	Enumclaw	98022	Caucasian	Female	\$10,547
*Construction Group International LLC	Woodinville	98072	Other Minority	Female	\$300,000
*Crystal Soda Blast	Tukwila	98178	Caucasian	Female	\$3,350
*Darwin Tucker Tree Service	Olympia	98516	Black American	Male	\$3,500
*Derian Inc	Kirkland	98034	Native American	Male	\$4,000,000
*Eagle Asphalt Sealcoating Co., LLC	Sumner	98390	Caucasian	Male	\$56,250
*Eagle Asphalt Sealcoating Co., LLC	Sumner	98390	Caucasian	Male	\$29,525
*Essayons Construction	Spokane	99203	Native American	Male	\$34,000
*G & G Incorporated	Kent	98042	Caucasian	Female	\$120,000
*G & G Incorporated	Kent	98042	Caucasian	Female	\$33,500
*Garrison Creek Landscaping, Inc.	Kent	98035	Black American	Male	\$135,950
GOLDEN GATE CONSTRUCTION LLC	Mercer Island	98040	Asian-Pacific American	Female	\$150,000
*Green City, Inc.	Renton	98057	Other Minority	Male	\$549,875
*Green Earthworks Construction, Inc.	Tacoma	98406	Caucasian	Male	\$1,000,000
*GRIZZLY BAR AND POST TENSIONING INC	Spanaway	98387	Caucasian	Female	\$29,950
*Ground Up Road Construction Inc	Sumner	98390	Caucasian	Female	\$42,148
Highland Civil, Inc.	Renton	98056	Asian-Pacific American	Female	\$45,590
Highland Civil, Inc.	Renton	98056	Asian-Pacific American	Female	\$19,490
Highland Civil, Inc.	Renton	98056	Asian-Pacific American	Female	\$47,835
Highland Civil, Inc.	Renton	98056	Asian-Pacific American	Female	\$85,489
*J & M Transport NW, LLC	Auburn	98002	Black American	Male	\$42,049
*Jabez Holdings, Inc.	Orting	98360	Asian-Pacific American	Male	\$1,149,000
*JEM Contractors, INC.	Burien	98146	Caucasian	Female	\$1,000,000

2023 Construction Contracts					
Business Name	City	Zip	Race	Gender	\$ Award Amount
*JES Trucking LLC	Maple Valley	98038	Black American	Male	\$15,000
*JH Kelly (formerly Pinchiff Mechanical LLC)	Tukwila	98188	Caucasian	Male	\$7,891,130
*JH Kelly (formerly Pinchiff Mechanical LLC)	Tukwila	98188	Caucasian	Male	\$562,000
*JMR Trucking, Inc.	Seattle	98178	Black American	Male	\$1,064
*KCD Trucking, LLC	Seattle	98122	Black American	Male	\$8,100
*KolKay Electric, Inc.	Enumclaw	98022	Caucasian	Female	\$345,000
*Laboratory Design & Construction Inc.	Gig Harbor	98335	Caucasian	Female	\$5,185
*LaVelle Vac and Drainage, LLC	Federal Way	98063	Caucasian	Female	\$8,159
*Lees Demolition LLC	Tacoma	98446	Other Minority	Male	\$150,480
*Lees Demolition LLC	Tacoma	98446	Other Minority	Male	\$152,600
*LIBERTY ELECTRIC, INC	Tacoma	98402	Caucasian	Male	\$15,624,509
*Lopez Nursery & Landscaping, LLC	Mount Vernon	98274	Hispanic American	Male	\$45,220
*Magna LLC	Bellevue	98006	Hispanic American	Male	\$132,800
*Maks Dump Truck, LLC	Seattle	98118	Black American	Male	\$85,421
MasterCraft Roofing, Inc.	Maple Valley	98038	Hispanic American	Male	\$101,750
*MNG Construction, LLC	Enumclaw	98022	Black American	Male	\$41,989
Netcompliance Environmental Services, LLC	VANCOUVER	98661	Asian-Pacific American	Male	\$105,865
Netcompliance Environmental Services, LLC	VANCOUVER	98661	Asian-Pacific American	Male	\$105,865
Netcompliance Environmental Services, LLC	VANCOUVER	98661	Asian-Pacific American	Male	\$145,990
*Netcompliance Environmental Services, LLC	VANCOUVER	98661	Asian-Pacific American	Male	\$24,858

2023 Construction Contracts					
Business Name	City	Zip	Race	Gender	\$ Award Amount
Netcompliance Environmental Services, LLC	VANCOUVER	98661	Asian-Pacific American	Male	\$30,809
*Netcompliance Environmental Services, LLC	VANCOUVER	98661	Asian-Pacific American	Male	\$3,250
*Newell Brothers Inc.	Tacoma	98446	Caucasian	Male	\$50,965
*Newell Brothers Inc.	Tacoma	98446	Caucasian	Male	\$156,000
*O'Bunco Engineering Int'l, Inc.	Kent	98032	Black American	Male	\$10,000
*Parshall and Associates, LLC	Allyn	98335	Caucasian	Male	\$15,000
*Pile Contractors, Inc.	Ravensdale	98051	Caucasian	Male	\$339,793
*Puget Sound Steel Co Inc.	Kent	98032	Caucasian	Female	\$3,213,600
*QCC Quality Controls Corporation	Lynnwood,	98036	Caucasian	Male	\$975
Quality Fence Builders, Inc.	Auburn	98002	Caucasian	Female	\$17,660
*Quality Fence Builders, Inc.	Auburn	98002	Caucasian	Female	\$54,505
*Rivers Edge Environmental Services, Inc.	Black Diamond	98010	Caucasian	Female	\$1,000,000
*Salinas Construction, Inc.	Mukilteo	98275	Hispanic American	Male	\$249,007
*Sascon, LLC	Lake Tapps	98391	Caucasian	Male	\$364,287
*SHJ Electric Co. Inc.	Seattle	98148	Caucasian	Male	\$702,925
*Silver Streak, Inc.	Maple Valley	98038	Caucasian	Female	\$30,000
*Silver Streak, Inc.	Maple Valley	98038	Caucasian	Female	\$10,000
*Silver Streak, Inc.	Maple Valley	98038	Caucasian	Female	\$5,000
*Stanley Patrick Striping Co	Enumclaw	98022	Caucasian	Male	\$59,188
*Stanley Patrick Striping Co	Enumclaw	98022	Caucasian	Male	\$10,746
*Superior Interiors, Inc.	VANCOUVER	98682	Caucasian	Female	\$10,847
*The Bag Lady, Inc.	Puyallup	98372	Caucasian	Female	\$10,080
*The Bag Lady, Inc.	Puyallup	98372	Caucasian	Female	\$2,830

2023 Construction Contracts					
Business Name	City	Zip	Race	Gender	\$ Award Amount
*Transportation Systems Inc	Sumner	98390	Caucasian	Male	\$371,266
*United Professional Caulking & Restoration, Inc.	Tukwila	98168	Hispanic American	Female	\$292,569
*Washington Stormwater LLC.	Enumclaw	98022	Caucasian	Female	\$700,000
*Washington Traffic Control, LLC	Edgewood	98371	Hispanic American	Female	\$470,377
*WCCL Systems, LLC	University Place	98466	Hispanic American	Male	\$519,376
*TBD	TBD	TBD	TBD	TBD	\$1,687,500
CONSTRUCTION TOTAL					\$48,117,478
<p>* Contract values are shown as \$TBD (to be determined) for all on-call work order construction contracts when the SCS firm's scope of work has not yet been issued. Work order construction contracts are used for emergent and unplanned work where the scope cannot be determined in advance (ie, construction work required to repair a building after a storm event).</p>					

Appendix B: Detailed Contract Information for M/WBE Firms

Table 9 below contains an alphabetical listing of M/WBE firms awarded contracts for goods and services that included participation goals or required an ESJ Innovation Plan during the report period. The list includes information on the race and gender of these M/WBE firms to the extent that these businesses voluntarily provided this information. The table also reports the business location of these firms by city and ZIP code, as well as the contract dollar amount.

Table 9: M/WBE Firm Detail for Goods and Services

2023 Advertised Goods & Services Contracts					
Business Name	City	Zip	Race	Gender	\$ Award Amount
All Day South, LLC	Federal Way	98003	Caucasian	Female	\$40,000
Altitude Enterprise	Kent	98030	Hispanic American	Male	\$320,000
Associated Underwater Services	Spokane	99202	Caucasian	Female	\$195,319
Birch Equipment Rental & Sales	Bellingham	98228	Caucasian	Female	\$40,000
Crux Diving Inc	Kenmore	98028	Caucasian	Female	\$171,969
Cultures Connecting, LLC	Renton	98055	Black American	Female	\$50,000
Morgan Mechanical, Inc	Redmond	98052	Asian-Pacific American	Male	\$500,000
PRR, Inc.	Seattle	98101	Caucasian	Female	\$250,000
Morgan Mechanical, Inc	Seattle	98134	Black American	Male	\$1,125,000
TOTAL					\$2,692,288

Table 10 contains an alphabetical listing of M/WBE firms awarded contracts for A/E/P consulting services that included M/WBE participation goals or required an ESJ Innovation Plan during the report period. The list includes information on the race and gender of these M/WBE firms to the extent that these businesses voluntarily provide this information. The table also reports the business location of these firms by city, ZIP code, and dollar amount of the contract.

Table 10: M/WBE Firm Detail for Architecture/Engineering/Professional Services

2023 Architectural/Engineering & Professional Contracts					
Business Name	City	Zip	Race	Gender	\$ Award Amount
*Apex Engineering, LLC	Tacoma	98409	Caucasian	Female	\$79,926
*Aquantia, LLC	Chappaqua	10514	Asian-Pacific American	Female	\$112,954

2023 Architectural/Engineering & Professional Contracts

Business Name	City	Zip	Race	Gender	\$ Award Amount
*Aquanti, LLC	Chappaqua	10514	Asian-Pacific American	Female	\$52,515
*AQUARIO ENGINEERING LLC	San Diego	92115	Hispanic American	Male	\$54,353
*Asset Management Professionals LLC	Spokane	99201	Hispanic American	Male	\$41,955
*Asset Management Professionals LLC	Spokane	99201	Hispanic American	Male	\$59,002
*Bolima Drafting & Design, Inc.	Seattle	98101	Native American	Male	\$3,840
*Cascade Trenchless Consulting LLC	Portland	97221	Caucasian	Female	\$193,498
*Cascadia Consulting Group, Inc.	Seattle	98101	Caucasian	Female	\$59,072
*Clarity Engineering, LLC	Vashon	98070	Caucasian	Female	\$31,379
*Clarity Engineering, LLC	Vashon	98070	Caucasian	Female	\$65,108
Clarity Engineering, LLC	Vashon	98070	Caucasian	Female	\$9,073
Concord Engineering Inc.	Bellevue	98004	Asian-Pacific American	Female	\$160,671
*Cooper Zietz Engineers, Inc.	Portland	97222	Native American	Male	\$31,248
*Drew Collaborative Works	Port Ludlow	98365	Caucasian	Female	\$33,985
*Drew Collaborative Works	Port Ludlow	98365	Caucasian	Female	\$8,721
Drew Collaborative Works	Port Ludlow	98365	Caucasian	Female	\$10,450
Elcon Associates Inc	Beaverton	97006	Asian-Pacific American	Male	\$55,280
Elcon Associates Inc	Beaverton	97006	Asian-Pacific American	Male	\$2,524
*Entitlement and Engineering Solutions	Denver	80222	Caucasian	Female	\$172,705
*EnviroIssues, Inc.	Seattle	98101	Caucasian	Female	\$33,395
*EnviroIssues, Inc.	Seattle	98101	Caucasian	Female	\$5,868
*Equinox Research and Consulting International, Inc.	Mount Vernon	98273	Caucasian	Female	\$10,242
*Exeltech Consulting Inc.	Lacey	98516	Asian-Pacific American	Male	\$638,149
*Formation Lab LLC	Portland	97214	Asian-Pacific American	Female	\$108,009

2023 Architectural/Engineering & Professional Contracts

Business Name	City	Zip	Race	Gender	\$ Award Amount
*Formation Lab LLC	Portland	97214	Asian-Pacific American	Female	\$84,348
Formation Lab LLC	Portland	97214	Asian-Pacific American	Female	\$65,268
*Four Elements Engineers, LLC	Sammamish	98074	Asian-Pacific American	Female	\$43,285
*Fresh Coast Capital, LLC	CHICAGO	60602	Caucasian	Female	\$779,544
*Furtado & Associates, Inc.	Seattle	98164	Black American	Male	\$118,970
Geometrics Engineering, P.S., Inc.	Bellevue	98005	Asian-Pacific American	Male	\$87,922
Geometrics Engineering, P.S., Inc.	Bellevue	98005	Asian-Pacific American	Male	\$5,604
*Griffin Hill & Associates LLC	Seattle	98144	Black American	Male	\$77,133
Griffin Hill & Associates LLC	Seattle	98144	Black American	Male	\$47,654
Hinge Studio LLC	Seattle	98108	Caucasian	Female	\$225,000
Hough Beck & Baird, Inc.	Seattle	98121	Caucasian	Female	\$29,216
*Hough Beck & Baird, Inc.	Seattle	98121	Caucasian	Female	\$41,770
Hough Beck & Baird, Inc.	Seattle	98121	Caucasian	Female	\$28,760
*HVAC Double Check, LLC	Auburn	98002	Caucasian	Female	\$50,000
*HWA GeoSciences Inc.	Bothell	98021	Hispanic American	Female	\$187,930
HWA GeoSciences Inc.	Bothell	98021	Hispanic American	Female	\$220,320
*Integrated Design Engineers LLC	Seattle	98101	Asian-Pacific American	Male	\$3,875
*Integrated Design Engineers LLC	Seattle	98101	Asian-Pacific American	Male	\$19,182
*Jamieson Architecture, PLLC	Seattle	98107	Caucasian	Female	\$47,680
*Jill Marie Irwin	Seattle	98117	Caucasian	Female	\$9,846
*Jimale Technical Services, LLC	Seattle	98121	Black American	Female	\$75,672
*Lightwire, Inc.	Seattle	98136	Caucasian	Female	\$15,800
Lindsey Consulting	Seattle	98102	Caucasian	Female	\$49,803
MPM Consulting, LLC	Lake Oswego	97035	Hispanic American	Male	\$22,431
Northwest Heritage Consultants LLC	Seattle	98104	Caucasian	Female	\$4,360

2023 Architectural/Engineering & Professional Contracts

Business Name	City	Zip	Race	Gender	\$ Award Amount
*Northwest Heritage Consultants LLC	Seattle	98104	Caucasian	Female	\$43,985
Osborn Consulting Inc.	Bellevue	98004	Caucasian	Female	\$284,463
*Osborn Consulting Inc.	Bellevue	98004	Caucasian	Female	\$39,630
*Osborn Consulting Inc.	Bellevue	98004	Caucasian	Female	\$109,670
*Ott - Sakai & Associates LLC	Kenmore	98028	Asian-Pacific American	Male	\$66,297
*Ott - Sakai & Associates LLC	Kenmore	98028	Asian-Pacific American	Male	\$133,236
*Ott - Sakai & Associates LLC	Kenmore	98028	Asian-Pacific American	Male	\$38,500
Ott - Sakai & Associates LLC	Kenmore	98028	Asian-Pacific American	Male	\$206,231
Ott - Sakai & Associates LLC	Kenmore	98028	Asian-Pacific American	Male	\$225,917
*Ott - Sakai & Associates LLC	Kenmore	98028	Asian-Pacific American	Male	\$36,189
*Progressive Design-Build Consulting LLC	Woodinville	98072	Caucasian	Female	\$32,886
Progressive Design-Build Consulting LLC	Woodinville	98072	Caucasian	Female	\$48,452
*PRR, Inc.	Seattle	98101	Caucasian	Female	\$632,985
*PRR, Inc.	Seattle	98101	Caucasian	Female	\$74,392
*PRR, Inc.	Seattle	98101	Caucasian	Female	\$1,045,805
*Red Barn Engineering Incorporated	Kenmore	98028	Caucasian	Female	\$62,292
*Red Barn Engineering Incorporated	Kenmore	98028	Caucasian	Female	\$63,110
*RES Group NW, LLC	Kirkland	98033	Asian-Pacific American	Female	\$28,435
*RES Group NW, LLC	Kirkland	98033	Asian-Pacific American	Female	\$65,108
RES Group NW, LLC	Kirkland	98033	Asian-Pacific American	Female	\$16,424
*Reyes Engineering Inc.	Seattle	98104	Asian-Pacific American	Male	\$71,598
*Richard Martin Groundwater LLC	Seattle	98117	Other Minority	Male	\$19,429
*RIE Consultants LLC	Redmond	98073	Asian-Pacific American	Male	\$112,528
RIE Consultants LLC	Redmond	98073	Asian-Pacific American	Male	\$20,470

2023 Architectural/Engineering & Professional Contracts

Business Name	City	Zip	Race	Gender	\$ Award Amount
*Rolluda Architects Inc	Seattle	98104	Asian-Pacific American	Male	\$2,000,000
*Rolluda Architects Inc	Seattle	98104	Asian-Pacific American	Male	\$1,000,000
*Roots Project Controls Services, LLC	Kent	98031	Asian-Pacific American	Female	\$182,654
*Sage Architectural Alliance, LLC	Seattle	98101	Caucasian	Female	\$40,186
*Scarlet Plume, LLC	Port Angeles	98363	Caucasian	Female	\$6,135
SRT Consultants	Seattle	98104	Caucasian	Female	\$293,445
*Staheli Trenchless Consultants Inc	Lynnwood	98036	Caucasian	Female	\$120,381
*Staheli Trenchless Consultants Inc	Lynnwood	98036	Caucasian	Female	\$1,498,365
*Stell Environmental Enterprises, Inc.	Mountlake Terrace	98043	Caucasian	Female	\$110,853
Stepherson & Associates Communications Inc	Seattle	98121	Black American	Male	\$23,093
*Stepherson & Associates Communications Inc	Seattle	98121	Black American	Male	\$144,209
*Stepherson & Associates Communications Inc	Seattle	98121	Black American	Male	\$87,733
*The Greenbusch Group, Inc.	Seattle	98119	Asian-Pacific American	Female	\$10,501
The Greenbusch Group, Inc.	Seattle	98119	Asian-Pacific American	Female	\$15,886
*The Rushing Company LLC	Seattle	98109	Caucasian	Female	\$247,761
*The Vida Agency	Edmonds	98020	Other Minority	Female	\$440,861
*The Vida Agency	Edmonds	98020	Other Minority	Female	\$257,890
*The Vida Agency	Edmonds	98020	Other Minority	Female	\$59,584
*Tres West Engineers Inc.	Tacoma	98409	Asian-Pacific American	Female	\$87,361
Tres West Engineers Inc.	Tacoma	98409	Asian-Pacific American	Female	\$24,780
*Triunity, Inc.	Denver	80202	Black American	Male	\$304,836
*Triunity, Inc.	Denver	80202	Black American	Male	\$52,375
*True North Land Surveying Inc	Seattle	98134	Caucasian	Female	\$28,415
True North Land Surveying Inc	Seattle	98134	Caucasian	Female	\$22,606
True North Land Surveying Inc	Seattle	98134	Caucasian	Female	\$48,071

2023 Architectural/Engineering & Professional Contracts					
Business Name	City	Zip	Race	Gender	\$ Award Amount
*Urban Systems Design	Seattle	98133	Caucasian	Female	\$81,565
TOTAL					\$15,042,872

Table 11 below contains an alphabetical listing of M/WBE firms awarded contracts for technical services consulting that included M/WBE participation goals or required an ESJ Innovation Plan during the report period. The list includes information on the race and gender of these M/WBE firms to the extent that these businesses voluntarily provided this information. The table also reports the business location of these firms by city, ZIP code, and the dollar amount of the contract.

Table 11: M/WBE Firm Detail for Technical Consulting

2023 Technical Consulting Contracts					
Business Name	City	Zip	Race	Gender	\$ Award Amount
Abeyta & Associates	Seattle	98134	Hispanic American	Female	\$500,000
Alma Villegas Consulting	Seattle	98108	Hispanic American	Female	\$79,815
Childress Nursing Services, LLC	Renton	98056	Black American	Female	\$60,000
Creative Ground, LLC	Seattle	98102	Caucasian	Female	\$450,000
Intelligent Partnerships, Inc.	Kent	98032	Hispanic American	Female	\$0
Paradox Therapy, PLLC	Seattle	98168	Asian-Pacific American	Female	\$60,000
Struo Strategies, LLC	Federal Way	98093	Other Minority	Female	\$90,000
Vikek Environmental Engineers, LLC	Edmonds	98020	Black American	Male	\$270,000
TOTAL					\$1,509,815

Table 12 below contains an alphabetical listing of M/WBE firms awarded contracts for construction services (excluding work orders) that included M/WBE participation goals during the report period. The list includes information on the race and gender of these M/WBE firms to the extent that these businesses voluntarily provide this information. The table also reports the business location of these firms by city, ZIP code, and dollar amount of the contract.

Table 12: M/WBE Firm Detail for Construction

2023 Construction Contracts					
Business Name	City	Zip	Race	Gender	\$ Award Value
A1 Asphalt Paving, Inc.	Kent	98665	Asian-Pacific American	Male	\$297,775
Able Industries Inc	Puyallup	98371	Asian-Pacific American	Female	\$28,458
Anderson Specialties, LLC	Shoreline	98155	Caucasian	Female	\$61,669
*Armadillo Painting, LLC	Bellevue	98006	Caucasian	Female	\$27,850
Ashford Electric & Construction Co	Kirkland	98033	Caucasian	Female	\$259,870
Bassett Construction INC	VANCOUVER	98665	Caucasian	Female	\$1,166,187
Blankenship Equipment Repair Inc	Renton	98056	Caucasian	Female	\$391,208
Buckley's Sweeping & Dust Control LLC	Milton	98354	Caucasian	Female	\$28,800
Burly Products, Inc.	Post Falls	83854	Native American	Male	\$23,650
Darwin Tucker Tree Service	Olympia	98516	Black American	Male	\$3,500
Derian Inc	Kirkland	98034	Native American	Male	\$4,000,000
Essayons Construction	Spokane	99203	Native American	Male	\$34,000
G & G Incorporated	Kent	98042	Caucasian	Female	\$120,000
G & G Incorporated	Kent	98042	Caucasian	Female	\$33,500
Garrison Creek Landscaping, Inc.	Kent	98035	Black American	Male	\$135,950
Golden Gate Construction LLC	Mercer Island	98040	Asian-Pacific American	Female	\$150,000
Green City, Inc.	Renton	98057	Other Minority	Male	\$549,875
*Highland Civil, Inc.	Renton	98056	Asian-Pacific American	Female	\$45,590
*Highland Civil, Inc.	Renton	98056	Asian-Pacific American	Female	\$19,490

2023 Construction Contracts					
Business Name	City	Zip	Race	Gender	\$ Award Value
*Highland Civil, Inc.	Renton	98056	Asian-Pacific American	Female	\$47,835
*Highland Civil, Inc.	Renton	98056	Asian-Pacific American	Female	\$85,489
J & M Transport Nw, LLC	Auburn	98002	Black American	Male	\$42,049
Jabez Holdings, Inc.	Orting	98360	Asian-Pacific American	Male	\$1,149,000
Jenco Building Services, Inc	Tacoma	98445	Native American	Female	\$292,569
JES Trucking LLC	Maple Valley	98038	Black American	Male	\$15,000
JMR Trucking, Inc.	Seattle	98178	Black American	Male	\$1,064
KCD Trucking, LLC	Seattle	98122	Black American	Male	\$8,100
KolKay Electric, Inc.	Enumclaw	98022	Caucasian	Female	\$345,000
Laboratory Design & Construction Inc.	Gig Harbor	98335	Caucasian	Female	\$5,185
LaVelle Vac and Drainage, LLC	Federal Way	98063	Caucasian	Female	\$8,159
Lees Demolition LLC	Tacoma	98446	Other Minority	Male	\$150,480
Lees Demolition LLC	Tacoma	98446	Other Minority	Male	\$152,600
Lopez Nursery & Landscaping, LLC	Mount Vernon	98274	Hispanic American	Male	\$45,220
Magna LLC	Bellevue	98006	Hispanic American	Male	\$132,800
Maks Dump Truck, LLC	Seattle	98118	Black American	Male	\$85,421
*MasterCraft Roofing, Inc.	Maple Valley	98038	Hispanic American	Male	\$101,750
MNG Construction, LLC	Enumclaw	98022	Black American	Male	\$41,989
*Netcompliance Environmental Services, LLC	VANCOUVER	98661	Asian-Pacific American	Male	\$105,865
*Netcompliance Environmental Services, LLC	VANCOUVER	98661	Asian-Pacific American	Male	\$105,865
*Netcompliance Environmental Services, LLC	VANCOUVER	98661	Asian-Pacific American	Male	\$145,990
Netcompliance Environmental Services, LLC	VANCOUVER	98661	Asian-Pacific American	Male	\$24,858

2023 Construction Contracts					
Business Name	City	Zip	Race	Gender	\$ Award Value
*Netcompliance Environmental Services, LLC	VANCOUVER	98661	Asian-Pacific American	Male	\$30,809
Netcompliance Environmental Services, LLC	VANCOUVER	98661	Asian-Pacific American	Male	\$3,250
O'Bunco Engineering Int'l, Inc.	Kent	98032	Black American	Male	\$10,000
Puget Sound Steel Co Inc.	Kent	98032	Caucasian	Female	\$3,213,600
*Quality Fence Builders, Inc.	Auburn	98002	Caucasian	Female	\$17,660
Quality Fence Builders, Inc.	Auburn	98002	Caucasian	Female	\$54,505
Rivers Edge Environmental Services, Inc.	Black Diamond	98010	Caucasian	Female	\$1,000,000
Salinas Construction, Inc.	Mukilteo	98275	Hispanic American	Male	\$249,007
Silver Streak, Inc.	Maple Valley	98038	Caucasian	Female	\$30,000
Silver Streak, Inc.	Maple Valley	98038	Caucasian	Female	\$10,000
Silver Streak, Inc.	Maple Valley	98038	Caucasian	Female	\$5,000
Superior Interiors, Inc.	VANCOUVER	98682	Caucasian	Female	\$10,847
The Bag Lady, Inc.	Puyallup	98372	Caucasian	Female	\$10,080
The Bag Lady, Inc.	Puyallup	98372	Caucasian	Female	\$2,830
United Professional Caulking & Restoration, Inc.	Tukwila	98168	Hispanic American	Female	\$292,569
Washington Traffic Control, LLC	Edgewood	98371	Hispanic American	Female	\$470,377
WCCL Systems, LLC	University Place	98466	Hispanic American	Male	\$519,376
TOTAL					\$16,399,568