

Contracting Opportunities Program Annual Report

June 2025



King County

Contents

King County Code 2.97—Contracting Opportunities Program.....	2
Executive Summary.....	3
Figure 1: 2020 to 2024 Awards to SCS Broken Down by M/WBE and non-M/WBE Firms	3
2024 Program Highlights by Contract Category	4
Background	5
Report Requirements	6
Table 1: Total Dollars Awarded by Contract Category	6
Table 2: Total Dollars Awarded by Contract Category with Incentive Available.....	6
Table 3: 2024 Program Performance Comparison	7
Figure 2: SCS Firm Utilization Data 2024 - Men by Race.....	9
Figure 3: SCS Firm Utilization Data 2024 - Women by Race	9
Conclusion / Next Actions.....	11
Appendix A: Detailed Contract Information for SCS Firms	12
Table 5: SCS Firm Detail for Goods and Services.....	12
Table 6: SCS Firm Detail for Architecture/Engineering/Professional Services	14
Table 7: SCS Firm Detail for Technical Consulting	20
Table 8: SCS Firm Detail for Construction	20
Appendix B: Detailed Contract Information for M/WBE Firms	26
Table 9: M/WBE Firm Detail for Goods and Services.....	26
Table 10: M/WBE Firm Detail for Architecture/Engineering/Professional Services	27
Table 11: M/WBE Firm Detail for Technical Consulting	32
Table 12: M/WBE Firm Detail for Construction.....	32

King County Code 2.97—Contracting Opportunities Program

Section 2.97.090 - Reporting to Council ¹

The manager shall, by June 30 of every year, file with the clerk of the council, who shall retain an electronic copy and provide an electronic copy to all councilmembers and the lead staff for the government accountability and oversight committee or its successor, a report to council on the progress of the program during the previous year, January through December. The report shall include:

- A. The total amounts awarded by contract category, identifying contracts completed for covered projects under the priority hire program under King County Code (KCC) chapter 12.18A.
- B. The total amount awarded by the contract category for which an incentive was available.
- C. The total amounts awarded to small contractors and suppliers reported by contract category and by race and gender, to the extent businesses voluntarily provide race and gender information.
- D. A listing of all participating small contractors and suppliers by contract category, by race and gender, to the extent businesses voluntarily provide the race and gender information, by their location by city and ZIP Code, and the specific contracts, including dollar amounts awarded.
- E. A listing of the number and firm name of certified small contractors and suppliers by race and gender, to the extent businesses voluntarily provide the race and gender information, awarded contracts through the small business accelerator program under 2.97.070.C. by contract category, their location by city and ZIP Code and the specific contracts including dollar amounts awarded; and
- F. A listing of the number of minority and women-owned businesses by contract category, race, and gender, to the extent businesses voluntarily provide the race and gender information, their location by city and ZIP Code, and the specific contracts awarded, including dollar amounts awarded.

¹ King County Code Section 2.97.090 was amended by Ordinance 19738, Section 5, which was passed by the County Council on February 6, 2024. For ease of reference, this excerpt from King County Code reflects the recent amendments.

Executive Summary

This report provides information and data on the King County Contracting Opportunities Program (COP), as outlined in KCC 2.97.090. The main objective of the COP is to increase the participation of small businesses in the County’s contracts for construction, consulting, and the provision of goods and services. The program applies requirements, incentives, and equity strategies to certify and support the participation of Small Contractors and Suppliers (SCS) in County contracts.

Figure 1 summarizes the program's performance over the past five years. It displays trends in the total dollars awarded to SCS firms from 2020 through 2024, with the bar charts showing the total dollars awarded to SCS firms by year and broken down by M/WBE firms and non-M/WBE firms, respectively.²

Figure 1: 2020 to 2024 Awards to SCS Broken Down by M/WBE and non-M/WBE Firms

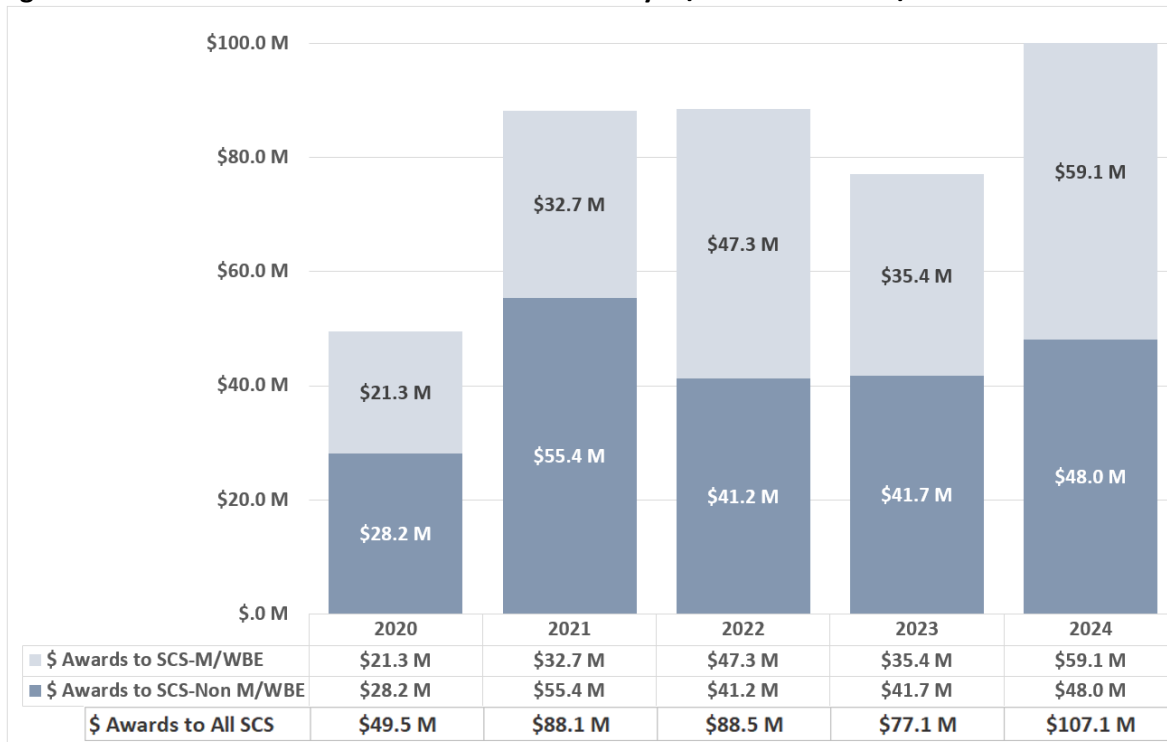


Figure 1 illustrates that the program is driving more dollars to M/WBE firms following the adoption of an Executive Order for pro-equity contracting issued by the King County Executive in April 2021.³ The Executive Order prioritized equitable contracting practices, prompting the County to undertake targeted actions to amplify the participation of M/WBE firms as certified SCS firms.

From 2021 to 2024, the program awarded an average of \$43.6 million annually to SCS-M/WBE firms, which accounted for approximately 48 percent of total SCS awards each year. In 2024, the awards to SCS-M/WBE firms totaled \$59.1 million, representing 55 percent of all SCS awards, marking the highest level achieved in the past five years.

In addition to an increase in M/WBE participation, a key trend following the Executive Order is the overall

² Minority/Women-owned Business Enterprises (M/WBE) are certified businesses by the Washington State Office of Minority and Women’s Business Enterprises (OMWBE).

³ King County Executive Order [CON-7-28-EO](#)

growth in total SCS awards. Between 2021 and 2024, the average awards to all SCS firms (including M/WBE and non-M/WBE) reached \$90.2 million annually, nearly doubling the \$46.3 million average between 2019 and 2020.

2024 Program Highlights by Contract Category

All Contract Categories

- 28.5 percent SCS utilization rate across all categories.
- \$107.1 million awarded to SCS firms.
- Of the \$107.1 million to SCS firms, \$59.1 million or 55 percent was awarded to M/WBE firms.

Goods & Services

- 26 percent SCS utilization rate.
- \$26.7 million awarded to SCS firms.
- Of the \$26.7 million awarded to SCS firms, \$11.4 million, or 43 percent, was awarded to M/WBE firms.

Construction

- 20 percent SCS utilization rate.
- \$51.6 million awarded to SCS firms.
- Of the \$51.6 million awarded to SCS firms, \$30.0 million, or 58 percent, was awarded to M/WBE firms.

Architectural/Engineering/Professional (A/E/P) Consulting

- 470 percent SCS utilization rate.
- \$21.7 million awarded to SCS firms.
- Of the \$21.7 million awarded to SCS firms, \$17.0 million, or 78 percent, was awarded to M/WBE firms.

Technical Services Consulting

- 83 percent SCS utilization rate.
- \$7.2 million awarded to SCS firms.
- Of the \$7.2 million awarded to SCS firms, \$733,000, or 10 percent, was awarded to M/WBE firms.

Background

Department Overview: The Department of Executive Services (DES) provides a broad range of internal services to King County government and delivers key public services to residents. The department includes the Records and Licensing Services Division, the Finance and Business Operations Division (FBOD), the Facilities Management Division, the Business Resource Center, the Office of Emergency Management, the Office of Risk Management Services, the King County International Airport, the Fleet Services Division, and the Inquest Program. The Business Development and Contract Compliance (BDCC) section is located within FBOD and is responsible for the administration of COP and the development of this annual report.

Key Historical Context: On November 3, 1998, Washington state voters approved Initiative 200, which prohibits public institutions from discriminating or granting preferential treatment based on race, sex, color, ethnicity, or national origin in the areas of public education, public employment, and public contracting. As a result, government agencies are precluded from using race or gender as the sole factor in awarding public contracts. However, aspirational goals remain permissible to promote equity in public contracting. King County continues to advance equity-focused initiatives in public contracting. These include but are not limited to, proactive outreach, technical assistance, and the implementation of pro-equity and inclusion strategies across all contracting categories.

Key Current Context: The BDCC section administers the County's local, state, and federal small business programs, including COP, and administers regional certification for eligible small businesses in cooperation with other local entities that may adopt compatible programs. COP promotes the use of SCS firms as prime contractors, subcontractors, and suppliers on County contracts. The program applies to contracts subject to KCC 2.93 that include the following three contract categories: (1) Goods and Services, (2) Construction Services, and (3) Consulting Services, including Architecture/Engineering/Professional services (A/E/P) consulting and Technical Services consulting.

Report Methodology: The annual COP report uses data from the Diversity Compliance Management System (DCMS). The DCMS includes data for Construction and Consulting Services contracts. The data comprises award dollars and payments to prime contractors, subcontractors, and suppliers. Other data elements include firm certification type, funding sources, awarding agency name, small business utilization requirements, award dates, and contract amounts.

For construction contracts, BDCC staff conduct a data review and comparison between DCMS records and intents and affidavits submitted by contractors to the Washington State Department of Labor and Industries (L&I). This dual-source review confirms the identification of all subcontractors and suppliers for each contract, as well as the total labor hours and dollar amounts paid to subcontractors and suppliers. For consulting contracts, BDCC staff apply the same methodology, excluding L&I data, which is specific to construction contracts.

For goods and services contracts, including technical services consulting, BDCC staff download a list of all executed contracts for the reporting year from the Procurement Service Request database. The dataset includes the same report elements identified above for construction and consulting.

Report Requirements

This report meets the reporting requirements outlined in KCC 2.97.090 and KCC 12.18A, which require the submission of an annual report to the King County Council on the progress of the Contracting Opportunities Program during the previous year, January through December. Each subsection identified below responds to a specific reporting requirement of the KCC.

A. The total amounts awarded by contract category, identifying contracts completed for covered projects under the priority hire program under King County Code chapter 12.18A.

Table 1 presents the total dollar amounts awarded by the contract category for the reporting period. The construction category includes a row highlighting 2024 SCS awards for Priority Hire construction projects.⁴

Table 1: Total Dollars Awarded by Contract Category⁵

For the period January 1 through December 31, 2024				
Contract Category	Goods & Services	Technical Services Consulting	A/E/P Consulting	Construction
Total Dollars Awarded	\$154,256,583	\$13,493,035	\$137,593,621	\$524,458,738
SCS Dollars Awarded on Priority Hire Construction Projects	N/A	N/A	N/A	\$133,755,824

B. The total amount awarded by the contract category for which an incentive was available.

Table 2 provides information on the total dollar amount of contracts awarded by contract category and the total dollar amount awarded by contract category for which the County applied incentives or requirements.

Table 2: Total Dollars Awarded by Contract Category with Incentive Available⁶

For the period January 1 through December 31, 2024				
Contract Category	Goods & Services	Technical Services Consulting	A/E/P Consulting	Construction
Total Dollars Awarded	\$154,256,583	\$13,493,035	\$137,593,621	\$524,458,738
Total Dollars Amount Awarded w/Incentive Available	\$102,552,187	\$8,711,750	\$4,612,077	\$259,448,165

Table 3 provides detailed information on total awards, awards credited to SCS incentives or requirements, and SCS awards for the 2024 reporting period. This table includes the total dollar amounts awarded across various contract categories, the percentage of these total dollars awarded to SCS firms, and the number of SCS firms that received awards.

⁴ The data for SCS awards on priority hire projects is from the 2024 Annual Apprenticeship and Priority Hire Report, (see Figure 6, page 23).

⁵ In this table, the consultant category is divided into two subcategories, one for Technical Services consulting, and the other for architecture/engineering/ professional (A/E/P) consulting.

⁶ In this table, the consultant category is divided into two subcategories, one for Technical Services consulting, and the other for architecture/engineering/ professional (A/E/P) consulting.

Table 3: 2024 Program Performance Comparison⁷

CONTRACTING OPPORTUNITIES PROGRAM	
Performance Chart	
SMALL CONTRACTORS & SUPPLIERS	2024
GOODS & SERVICES	\$154,256,583
All Contracts Subject to SCS Incentives	\$102,552,187
\$ All Awards to SCS Firms	\$26,671,082
\$ All SCS Awards due to Incentives or Requirements	\$13,825,110
% Awards to SCS Firms	26%
Number of SCS Awards	21
CONSTRUCTION	\$524,458,738
All Contracts Subject to SCS Requirements	\$259,448,165
\$ All Awards to SCS Firms	\$51,612,886
\$ All SCS Awards due to Incentives or Requirements	\$39,182,618
% Awards to SCS Firms	20%
Number of SCS Awards	98
A/E/P CONSULTING	\$137,593,621
All Contracts Subject to SCS Incentives	\$4,612,077
\$ All Awards to SCS Firms	\$21,657,061
\$ All SCS Awards due to Incentives or Requirements	\$747,100
% Awards to SCS Firms	470%
Number of SCS Awards	4
TECHNICAL CONSULTING	\$13,493,035
All Contracts Subject to SCS Incentives	\$8,711,750
\$ All Awards to SCS Firms	\$7,189,797
\$ All SCS Awards due to Incentives or Requirements	\$4,237,894
% Awards to SCS Firms	83%
Number of SCS Awards	6
TOTAL \$ All CONTRACTS SUBJECT to SCS INCENTIVES	\$375,324,180
TOTAL \$ All AWARDS to SCS ALL CATEGORIES	\$107,130,825
% Awards to SCS Firms	28.5%

Based on the data in Table 3, total awards to SCS firms in 2024 reached \$107.1 million, surpassing the three-year average of \$84.6 million from 2021 to 2023. This increase is primarily driven by strong performance in

⁷ The percentage of awards to SCS firms in Table 3 is calculated by dividing the total dollar value of all Awards to SCS Firms by the total dollar value of All Contracts Subject to SCS Incentives for each contract category.

construction and the A/E/P Consulting contract categories, which together accounted for over 68 percent of total SCS awards. Construction alone generated \$51.6 million in awards to SCS firms across 98 contracts, reflecting sustained growth in prime contractor utilization of small and diverse firms within this contract category.

Additionally, A/E/P Consulting contributed \$21.7 million in awards to SCS firms, bolstered by prime contractors’ use of Equity and Social Justice Innovation Plans. Under these Plans, prime contractors established voluntary goals for M/WBEs, leading to higher participation rates than in prior years. The Technical Consulting category also grew, with \$7.2 million in awards and an 83 percent participation rate from SCS firms. This data shows a positive trend of increased engagement and higher participation, especially where prime contractors exceeded the standard SCS requirements. This progress is a positive sign for future growth.

C. The total amounts awarded to Small Contractors and Suppliers reported by contract category and by race and gender, to the extent businesses voluntarily provide the race and gender information.

Table 4 presents the total dollar amounts awarded to SCS firms in 2024, reported by contract category, race, and gender, based on voluntary disclosures from participating firms. This data reflects the County’s commitment to transparency and equity in public contracting and provides insight into the distribution of awards among diverse business owners.

Table 4: Awards with SCS Incentives or Requirements by Race and Gender

For the period January 1 through December 31, 2024					
Dollars Awarded to SCS Firms by Race and Gender	Minorities (including women)	White Females	White Males	Undisclosed	Total Dollars Awarded to SCSs
Goods & Services	\$4,795,110	\$11,533,572	\$9,342,400	\$1,000,000	\$26,671,082
A/E/P Consulting	\$13,310,643	\$7,416,271	\$330,147	\$600,000	\$21,657,061
Technical Services	\$1,142,014	\$386,498	\$5,661,285	\$0	\$7,189,797
Construction	\$19,135,942	\$15,056,551	\$14,499,774	\$2,920,618	\$51,612,886
Totals	\$38,383,709	\$34,392,893	\$29,833,605	\$4,520,618	\$107,130,825

As supplemental information for this reporting requirement, Figures 2 and 3 provide a summary of SCS contract awards in 2024 across all contract categories, disaggregated by gender and further broken down by race, offering additional insight into the demographic distribution of awards. This information has been included in previous annual reports.

Figure 2: SCS Firm Utilization Data 2024 - Men by Race

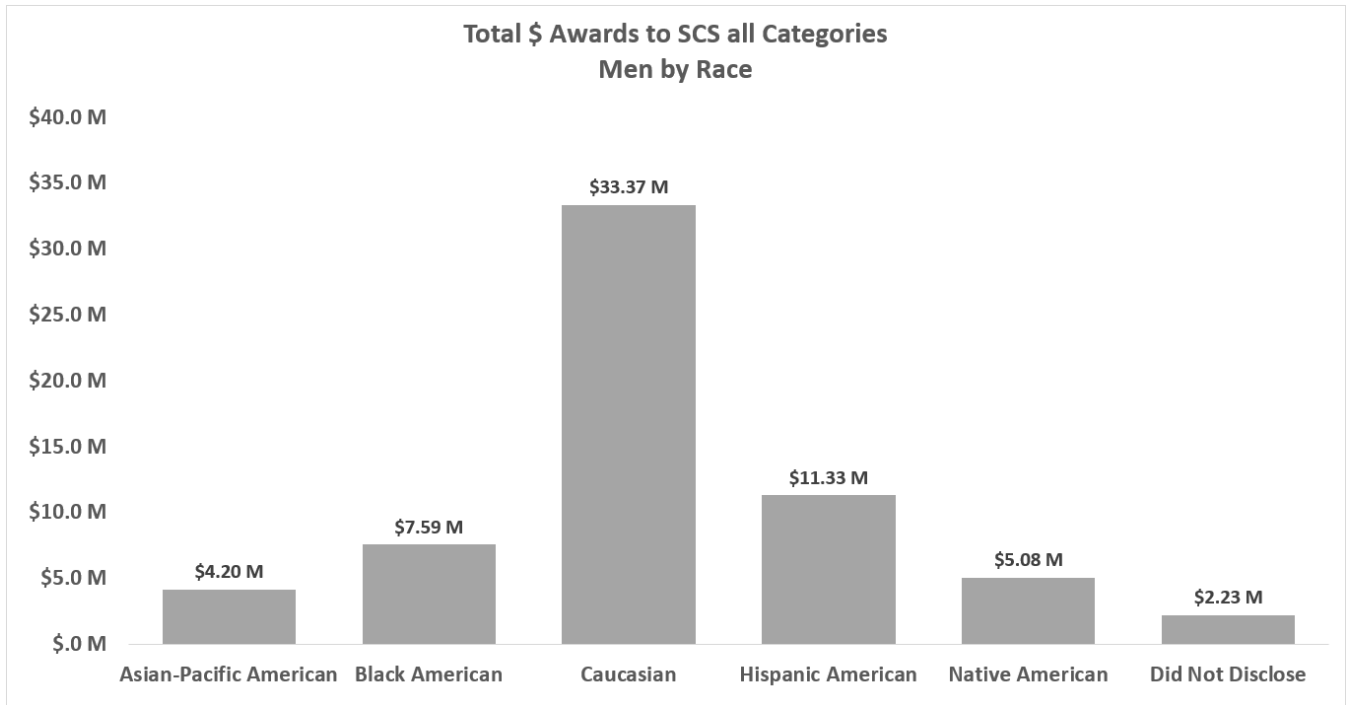
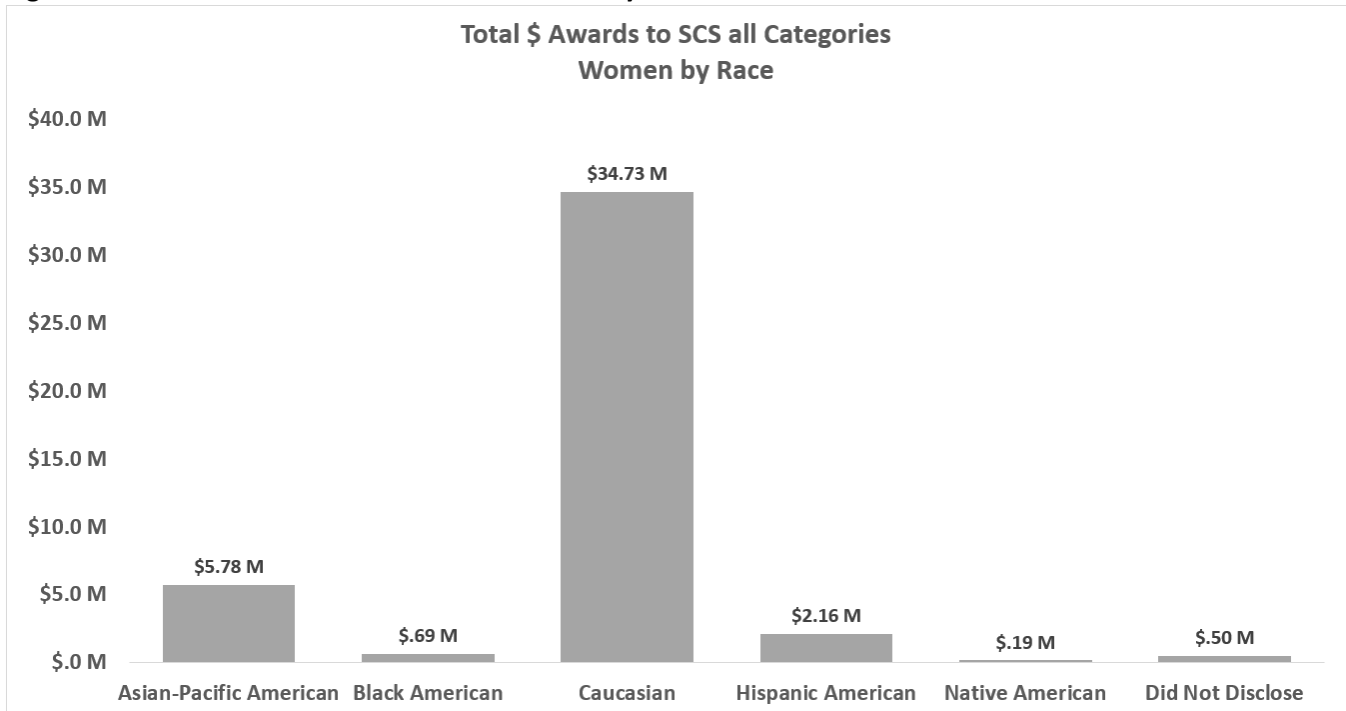


Figure 3: SCS Firm Utilization Data 2024 - Women by Race



- D. A listing of all participating small contractors and suppliers by contract category, by race and gender, to the extent businesses voluntarily provide the race and gender information, by their location by city and ZIP Code, and the specific contracts, including dollar amounts awarded.**

Appendix A contains detailed tables listing SCS-certified firms by contract category, race, gender (where voluntarily provided), city, ZIP Code, and the dollar amounts awarded in 2024. The following tables are included:

- Table 5: SCS Firm Detail for Goods & Services
- Table 6: SCS Firm Detail for Architecture/Engineering/Professional Services
- Table 7: SCS Firm Detail for Technical Consulting
- Table 8: SCS Firm Detail for Construction (excluding work orders)

- E. Listing of the number and firm name of certified small contractors and suppliers by race and gender, to the extent businesses voluntarily provide this race and gender information, awarded contracts through the small business accelerator program under 2.97.070.C. by contract category, their location by city and ZIP Code and the specific contracts including dollar amounts awarded.**

In 2024, there were no contracts awarded via the Small Business Accelerator Program under KCC 2.97.070.C. The Accelerator Program is designed to provide SCS-certified firms opportunities to compete as prime contractors for select services and technical services contracts (excluding architecture and engineering services) specifically tied to metropolitan functions (Transit and Wastewater). This procurement method is not being used as much because County agencies have access to many more M/WBE firms through the Fast Track Certification Program, and ESJ Innovation Plans are being used more frequently for A/E/P Consulting contracts.⁸ BDCC will continue to consult with County agencies to determine when and how to best utilize the Accelerator program.

- F. A listing of the number of minority and women-owned businesses by contract category, race, and gender, to the extent businesses voluntarily provide the race and gender information, their location by city and ZIP Code, and the specific contracts awarded, including dollar amounts awarded.**

Appendix B provides detailed listings of Minority- and Women-Owned Business Enterprises (M/WBEs), categorized by contract category, race, gender (where voluntarily provided), city, ZIP Code, and dollar amounts awarded for 2024. The following tables are included:

- Table 9: M/WBE Firm Detail for Goods & Services
- Table 10: M/WBE Firm Detail for Architecture/Engineering/Professional Services
- Table 11: M/WBE Firm Detail for Technical Consulting
- Table 12: M/WBE Firm Detail for Construction

⁸ The Fast Track Certification Program allows Washington State certified M/WBE firms to automatically qualify as a County SCS firm under the Contracting Opportunities Program without any additional registration requirements. As part of A/E/P Consulting procurement processes, ESJ Innovation Plans must be submitted by prime contractors and these contractors submit their own voluntary goals for participation by M/WBE subcontractors.

Conclusion / Next Actions

In 2024, King County awarded \$107.1 million to SCS-certified firms across all contract categories, with \$59.1 million, or about 55 percent, directed to M/WBEs. This represents substantial growth from 2023, when \$77.1 million was awarded to SCS firms, with \$35.4 million or 46 percent going to M/WBEs.

In 2024, King County completed a disparity study that evaluated the participation of M/WBEs in construction and construction-related contracts from 2018 to 2022. The findings revealed that the County's utilization of M/WBEs has either equaled or surpassed market availability across six out of seven racial categories during the study period. This outcome highlights the effectiveness of the County's pro-equity contracting initiatives.⁹

These favorable results stem from a comprehensive set of strategies implemented by the County, which include, but are not limited to, Fast Track Certification, Equity and Social Justice Innovation Plans, a cash flow initiative designed to expedite payments for SCS firms, and targeted outreach efforts. Additionally, the Contracting Opportunities Program plays a key role by employing a combination of requirements, incentives, and equity strategies to ensure meaningful inclusion of SCS firms in County procurement processes.

Building on these positive outcomes and informed by the disparity study and community engagement, the County is implementing a nine-point action plan to further enhance pro-equity contracting strategies. This plan includes: (1) conducting a pilot program to unbundle procurements by breaking larger projects into smaller contracts with reduced scopes and lower dollar values; (2) partnering with the Washington State Department of Transportation to implement a capacity-building mentor-protégé program for selected construction projects; and (3) removing the requirement for ongoing training to maintain eligibility for SCS certification.

Other elements of the nine-point action plan focus on using data from the Disparity Study to support DBE availability in federal programs, reviewing M/WBE availability estimates to inform contract goal setting, developing a program manual that consolidates policies, procedures, forms, and instructions, reviewing the County's Diversity Compliance Management System to leverage data from the study for improved goal setting and reporting, and considering the addition of points for new prime proposers in A/E/P contracts. Together, these actions ensure the Contracting Opportunities Program continues to evolve in alignment with King County's broader pro-equity contracting goals.

⁹ The King County Disparity Study can be found at this link: [King County Disparity Study](#).

Appendix A: Detailed Contract Information for SCS Firms

Table 5 provides an alphabetical listing of SCS firms awarded contracts for goods and services that included SCS incentives or requirements during the report period. The table includes firm name, race, and gender (as voluntarily provided), business location (city and ZIP code), and contract dollar amount (*Indicates contracts awarded with an SCS requirement).

Table 5: SCS Firm Detail for Goods and Services

2024 Advertised Goods & Services Contracts					
Business Name	City	Zip	Race	Gender	\$ Award Amount
AD Specialties & Promotions	Normandy Park	98148	Caucasian	Female	\$500,000
*Applied Ecology LLC	Seattle	98108	Undisclosed	Male	\$1,000,000
*Avantpage Inc	DAVIS	95618	Hispanic American	Male	\$300,000
*Beacon Cleaning LLC	Seattle	98125	Black American	Male	\$550,145
Brandanimate	Kenmore	98028	Caucasian	Male	\$500,000
*Cascadia Consulting Group, Inc.	Seattle	98101	Caucasian	Female	\$300,000
Cascadia Consulting Group, Inc.	Seattle	98101	Caucasian	Female	\$1,237,000
Christina Hulet Consulting LLC	Seattle	98107	Caucasian	Female	\$49,999
Confluence Consulting Northwest LLC	Olympia	98508	Caucasian	Female	\$50,000
Confluence Environmental Company	Seattle	98103	Caucasian	Male	\$2,000,000
*Culture Shift Consulting LLC	Seattle	98108	Hispanic American	Female	\$199,820
*Dirt Corps, LLC	Seattle	98115	Caucasian	Female	\$1,000,000
*Dirt Corps, LLC	Seattle	98115	Caucasian	Female	\$1,000,000
Dirt Corps, LLC	Seattle	98115	Caucasian	Female	\$46,573
Do Big Good LLC	Seattle	98107	Caucasian	Female	\$500,000
Double Z Media LLC	Seattle	98126	Caucasian	Female	\$500,000
Emc Research, Inc.	Oakland	94612	Caucasian	Female	\$500,000
Enviroissues	Seattle	98101	Caucasian	Female	\$500,000
Extra Mile Marketing, Inc.	Bellevue	98006	Caucasian	Female	\$500,000
*G&F Landscape Restoration LLC	Lake Stevens	98258	Caucasian	Female	\$1,000,000
*Glofi General Contractor LLC	Seattle	98105	Hispanic American	Male	\$550,145

2024 Advertised Goods & Services Contracts					
Business Name	City	Zip	Race	Gender	\$ Award Amount
Gregory Elgee	Seattle	98136	Caucasian	Male	\$500,000
*Habitat Restoration Specialists	SeaTac	98168	Caucasian	Male	\$1,000,000
Hive 8, LLC	Seattle	98119	Caucasian	Male	\$500,000
*Hope Media	Puyallup	98375	Asian-Pacific American	Male	\$300,000
Innovative Wildlife Solutions	Auburn	98092	Caucasian	Male	\$742,400
Jennergy	Issaquah	98027	Caucasian	Female	\$500,000
*Julie Pham LLC	Seattle	98104	Asian-Pacific American	Female	\$250,000
*L & L Enterprises	Kingston	98346	Hispanic American	Male	\$900,000
Laurel Black Communications + Design	Port Angeles	98362	Caucasian	Female	\$500,000
*Mindlink Resources, LLC	Washougal	97217	Caucasian	Female	\$300,000
*National Safety Inc	KENT	98032	Caucasian	Male	\$100,000
*Prolific Success Events & Consulting	Houston	77015	Black American	Male	\$125,000
PRR, Inc.	Seattle	98101	Caucasian	Female	\$500,000
*Sound Ecology	Seattle	98106	Caucasian	Undisclosed	\$1,000,000
*Sound Safety Products Co., Inc.	EVERETT	98201	Native American	Female	\$100,000
Swatch Junkie Creative	Tukwila	98168	Black American	Female	\$500,000
Talitha Consults LLC	Tukwila	98168	Asian-Pacific American	Female	\$220,000
*Tanner Pacific, Inc.	Redwood City	94065	Caucasian	Male	\$3,000,000
The Athena Group, LLC	Olympia	98501	Caucasian	Female	\$500,000
The Vida Agency	Edmonds	98020	Other Minority	Female	\$500,000
*Theresa Han	Puyallup	98375	Asian-Pacific American	Female	\$300,000
*Triangle Associates	Seattle	98104	Caucasian	Female	\$550,000
Triangle Associates	Seattle	98104	Caucasian	Female	\$500,000
True Blue Strategies	Seattle	98104	Caucasian	Female	\$500,000
TOTAL					\$26,671,082

Table 6 provides an alphabetical listing of SCS firms awarded contracts for A/E/P consulting services that included SCS incentives or requirements during the report period. The table includes firm name, race, and gender (as voluntarily provided), business location (city and ZIP code), and contract dollar amount (*Indicates contracts awarded with an SCS requirement).

Table 6: SCS Firm Detail for Architecture/Engineering/Professional Services

2024 Architecture/Engineering/Professional Services Contracts					
Business Name	City	Zip	Race	Gender	\$ Award Amount
Aqua Terra Cultural Resource Consultants	OLYMPIA	98512	Caucasian	Female	\$41,047
Aquanti, LLC	Chappaqua	10514	Asian-Pacific American	Female	\$275,869
Aquario Engineering LLC	San Diego	92123	Hispanic American	Male	\$18,450
Asset Management Professionals, LLC	Spokane	99201	Hispanic American	Male	\$214,475
Blue Cypress Consulting, LLC	Decatur	30030	Caucasian	Female	\$25,237
Blue Heron Engineering	Dublin	43017	Caucasian	Female	\$74,081
Bolima Drafting & Design, Inc.	Seattle	98101	Native American	Male	\$213,910
Cascade Trenchless Consulting LLC	Portland	97221	Caucasian	Female	\$41,879
Cascade Trenchless Consulting LLC	Portland	97221	Caucasian	Female	\$1,758
Cascadia Consulting Group, Inc.	Seattle	98101	Caucasian	Female	\$26,439
Cascadia Consulting Group, Inc.	Seattle	98101	Caucasian	Female	\$71,695
Cascadia Consulting Group, Inc.	Seattle	98101	Caucasian	Female	\$179,502
Ciani & Hatch Engineering PLLC	Kenmore	98028	Caucasian	Female	\$88,057
Clarity Engineering, LLC	Vashon	98070	Caucasian	Female	\$1,343
Clearway Environmental, LLC	Seattle	98108	Native American	Male	\$25,338
Concord Engineering, Inc.	Bellevue	98004	Asian-Pacific American	Female	\$16,903
Concord Engineering, Inc.	Bellevue	98004	Asian-Pacific American	Female	\$834,022
Concord Engineering, Inc.	Bellevue	98004	Asian-Pacific American	Female	\$11,354
Connico, LLC	Mt. Juliet	37122	Asian-Pacific American	Male	\$36,718

2024 Architecture/Engineering/Professional Services Contracts

Business Name	City	Zip	Race	Gender	\$ Award Amount
Cooper Zietz Engineers, Inc.	Portland	97222	Native American	Male	\$124,514
Cooper Zietz Engineers, Inc.	Portland	97222	Native American	Male	\$108,703
CS3W Associates, Inc.	Bellevue	98008	Black American	Male	\$9,425
CS3W Associates, Inc.	Bellevue	98008	Black American	Male	\$369,552
Dark Light Consulting LLC	Seattle	98104	Caucasian	Female	\$58,505
*EBD Services LLC	Seattle	98168	Subcontinent Asian American	Male	\$63,998
EBD Services LLC	Seattle	98168	Subcontinent Asian American	Male	\$8,224
EMB Consulting, LLC	Mountlake Terrace	98043	Caucasian	Female	\$12,933
Entech Northwest, Inc.	Temecula	92590	Black American	Female	\$25,135
Entech Northwest, Inc.	Temecula	92590	Black American	Female	\$46,325
Entitlement and Engineering Solutions	Denver	80222	Caucasian	Female	\$26,466
Entitlement and Engineering Solutions	Denver	80222	Caucasian	Female	\$1,305
Envirolssues, Inc.	Seattle	98101	Caucasian	Female	\$49,809
Envirolssues, Inc.	Seattle	98101	Caucasian	Female	\$30,021
Envirolssues, Inc.	Seattle	98101	Caucasian	Female	\$447,559
Envirolssues, Inc.	Seattle	98101	Caucasian	Female	\$1,100,493
Envirolssues, Inc.	Seattle	98101	Caucasian	Female	\$150,028
Equinox Research and Consulting International, Inc.	Mount Vernon	98273	Caucasian	Female	\$10,872
Equinox Research and Consulting International, Inc.	Mount Vernon	98273	Caucasian	Female	\$60,787
Equinox Research and Consulting International, Inc.	Mount Vernon	98273	Caucasian	Female	\$996
ER Electrical Engineering PLLC	Lynnwood	98036	Asian-Pacific American	Male	\$65,412
ER Electrical Engineering PLLC	Lynnwood	98036	Asian-Pacific American	Male	\$1,042
Exeltech Consulting Inc.	Lacey	98516	Asian-Pacific American	Male	\$44,701
Forman, LLC	Redmond	98053	Caucasian	Female	\$70,794
Formation Lab LLC	Portland	97214	Asian-Pacific American	Female	\$399,179
Formation Lab LLC	Portland	97214	Asian-Pacific American	Female	\$105,216

2024 Architecture/Engineering/Professional Services Contracts

Business Name	City	Zip	Race	Gender	\$ Award Amount
Formation Lab LLC	Portland	97214	Asian-Pacific American	Female	\$63,754
Fresh Coast Capital, LLC	Chicago	60602	Caucasian	Female	\$1,356,350
Fresh Coast Capital, LLC	Chicago	60602	Caucasian	Female	\$228,236
Furtado & Associates, Inc.	Seattle	98164	Black American	Male	\$1,145,367
Furtado & Associates, Inc.	Seattle	98164	Black American	Male	\$112,506
Furtado & Associates, Inc.	Seattle	98164	Black American	Male	\$57,191
Furtado & Associates, Inc.	Seattle	98164	Black American	Male	\$273,224
Geometrics Engineering, P.S., Inc.	Redmond	98052	Asian-Pacific American	Male	\$279,256
Geometrics Engineering, P.S., Inc.	Redmond	98052	Asian-Pacific American	Male	\$0
Gracie Geremia	Everett	98201	Caucasian	Female	\$15,900
Griffin Hill & Associates, LLC	Seattle	98144	Black American	Male	\$89,895
Griffin Hill & Associates, LLC	Seattle	98144	Black American	Male	\$73,623
Hough Beck & Baird, Inc.	Seattle	98121	Caucasian	Female	\$29,226
Hough Beck & Baird, Inc.	Seattle	98121	Caucasian	Female	\$88,773
Hough Beck & Baird, Inc.	Seattle	98121	Caucasian	Female	\$1,036
Hurtado Consulting	Vancouver	98683	Hispanic American	Male	\$470,492
HWA GeoSciences Inc.	Bothell	98021	Hispanic American	Female	\$544,498
HWA GeoSciences Inc.	Bothell	98021	Hispanic American	Female	\$53,920
HWA GeoSciences Inc.	Bothell	98021	Hispanic American	Female	\$219,019
HWA GeoSciences Inc.	Bothell	98021	Hispanic American	Female	\$235,616
HWA GeoSciences Inc.	Bothell	98021	Hispanic American	Female	\$48,395
HWA GeoSciences Inc.	Bothell	98021	Hispanic American	Female	\$1,785
Integrated Design Engineers LLC	Seattle	98101	Asian-Pacific American	Male	\$67,441
Integrated Design Engineers LLC	Seattle	98101	Asian-Pacific American	Male	\$1,567
Jill Marie Irwin	Seattle	98117	Caucasian	Female	\$6,074
*Jimale Technical Services, LLC	Seattle	98121	Black American	Female	\$83,102
JS Engineering, LLC	Kent	98042	Caucasian	Male	\$46,792
KenjiMoto Consulting	Bothell	98021	Asian-Pacific	Male	\$605,369

2024 Architecture/Engineering/Professional Services Contracts

Business Name	City	Zip	Race	Gender	\$ Award Amount
			American		
KenjiMoto Consulting	Bothell	98021	Asian-Pacific American	Male	\$679,311
LaBonde Land, Inc.	Seattle	98108	Caucasian	Male	\$77,293
Land Development Consultants, Inc.	Woodinville	98072	Hispanic American	Male	\$132,255
Land Development Consultants, Inc.	Woodinville	98072	Hispanic American	Male	\$21,857
Land Meets Water LLC	Seattle	98116	Caucasian	Female	\$5,625
Leeway Engineering Solutions, LLC	Portland	97229	Asian-Pacific American	Male	\$1,695
Leeway Engineering Solutions, LLC	Portland	97229	Asian-Pacific American	Male	\$157,907
Mahogany Environmental & Associates LLC	Portland	97238	Black American	Female	\$1,151
MKHW Consulting LLC	Seattle	98125	Caucasian	Female	\$5,033
MPERA, LLC	Spokane	99201	Caucasian	Female	\$1,982
MPM Consulting, LLC	Lake Oswego	97035	Hispanic American	Male	\$838,979
Northwest Engineers, LLC	Seattle	98144	Asian-Pacific American	Male	\$57,278
Northwest Heritage Consultants LLC	Seattle	98104	Caucasian	Female	\$6,797
Northwest Heritage Consultants LLC	Seattle	98104	Caucasian	Female	\$19,892
O'Bunco Engineering Int'l, Inc.	Federal Way	98003	Black American	Male	\$47,489
O-K Traffic Control Services LLC	Chehalis	98532	Hispanic American	Male	\$44,575
Orion Partners PLLC	Honolulu	96813	Caucasian	Female	\$484,603
Ott - Sakai & Associates LLC	Sammamish	98074	Asian-Pacific American	Male	\$91,739
Ott - Sakai & Associates LLC	Sammamish	98074	Asian-Pacific American	Male	\$30,546
Ott - Sakai & Associates LLC	Sammamish	98074	Asian-Pacific American	Male	\$159,803
Ott - Sakai & Associates LLC	Sammamish	98074	Asian-Pacific American	Male	\$18,752
Ott - Sakai & Associates LLC	Sammamish	98074	Asian-Pacific American	Male	\$279,855
Ott - Sakai & Associates LLC	Sammamish	98074	Asian-Pacific American	Male	\$60,454
Ott - Sakai & Associates	Sammamish	98074	Asian-Pacific	Male	\$12,857

2024 Architecture/Engineering/Professional Services Contracts

Business Name	City	Zip	Race	Gender	\$ Award Amount
LLC			American		
Peninsula Land Survey LLC	Port Orchard	98366	Asian-Pacific American	Female	\$40,990
Planning & Management Services, Inc.	Federal Way	98001	Caucasian	Female	\$48,241
Planning & Management Services, Inc.	Federal Way	98001	Caucasian	Female	\$364,411
Planning & Management Services, Inc.	Federal Way	98001	Caucasian	Female	\$316,897
Planning & Management Services, Inc.	Federal Way	98001	Caucasian	Female	\$9,928
ProDims, LLC	Kirkland	98033	Caucasian	Male	\$189,290
Progressive Design-Build Consulting LLC	Woodinville	98072	Caucasian	Female	\$246,852
PRR, INC.	Seattle	98101	Caucasian	Female	\$26,257
PRR, INC.	Seattle	98101	Caucasian	Female	\$110,791
PRR, INC.	Seattle	98101	Caucasian	Female	\$27,234
PRR, INC.	Seattle	98101	Caucasian	Female	\$1,880
PRR, INC.	Seattle	98101	Caucasian	Female	\$60,043
Raedeke Associates, Inc.	Seattle	98133	Caucasian	Male	\$15,333
Rammah Design LLC	Portland	97206	Asian-Pacific American	Male	\$39,024
Rammah Design LLC	Portland	97206	Asian-Pacific American	Male	\$0
RC Construction Services Inc	Richland	99352	Caucasian	Female	\$11,351
RC Construction Services Inc	Richland	99352	Caucasian	Female	\$41,364
Red Barn Group, Inc.	Kenmore	98028	Caucasian	Female	\$20,653
RIE Consultants, LLC	Redmond	98052	Subcontinent Asian American	Male	\$71,144
RIE Consultants, LLC	Redmond	98052	Subcontinent Asian American	Male	\$1,727
Roberts Engineering, PLLC	Redmond	98052	Caucasian	Male	\$1,439
Rock Project Management Services, L.L.C.	Renton	98010	Asian-Pacific American	Female	\$775,375
Rock Project Management Services, L.L.C.	Renton	98010	Asian-Pacific American	Female	\$115,113
Rock Project Management Services, L.L.C.	Renton	98010	Asian-Pacific American	Female	\$1,203,000
Rosa M. Abeyta, LLC	Seattle	98134	Hispanic American	Female	\$107,544
Sage Architectural Alliance,	Seattle	98101	Caucasian	Female	\$1,015

2024 Architecture/Engineering/Professional Services Contracts

Business Name	City	Zip	Race	Gender	\$ Award Amount
LLC					
Scharrer Architecture and Design	Seattle	98122	Caucasian	Female	\$23,687
SRT Consultants	Seattle	98104	Caucasian	Female	\$30,176
Staheli Trenchless Consultants Inc	Lynnwood	98036	Caucasian	Female	\$1,886
Stell Environmental Enterprises, Inc.	Mountlake Terrace	98043	Caucasian	Female	\$125,298
Stepherson & Associates Communications Inc	Seattle	98121	Black American	Male	\$162,273
Stepherson & Associates Communications Inc	Seattle	98121	Black American	Male	\$89,036
Stepherson & Associates Communications Inc	Seattle	98121	Black American	Male	\$0
Stepherson & Associates Communications Inc	Seattle	98121	Black American	Male	\$248,738
Stepherson & Associates Communications Inc	Seattle	98121	Black American	Male	\$166,016
Stepherson & Associates Communications Inc	Seattle	98121	Black American	Male	\$196,312
Stepherson & Associates Communications Inc	Seattle	98121	Black American	Male	\$1,415
The Aviation Planning Group, LLC	Littleton	80128	Caucasian	Female	\$0
The Greenbusch Group, Inc.	Seattle	98119	Subcontinent Asian American	Female	\$10,593
Tres West Engineers Inc.	Tacoma	98409	Asian-Pacific American	Female	\$1,355
Triangle Associates, Inc.	Seattle	98104	Caucasian	Female	\$25,681
True North Land Surveying Inc	Seattle	98134	Caucasian	Female	\$23,333
True North Land Surveying Inc	Seattle	98134	Caucasian	Female	\$139,338
Wirthlin Consulting Group	Flower Mound	75022	Caucasian	Female	\$811,494
Wolf Water Resources, Inc.	Portland	97214	Caucasian	Female	\$127,328
**TBD	TBD	TBD	TBD	TBD	\$600,000
TOTAL					\$21,657,061
** Contract values shown as \$TBD for all on-call work order contracts when the SCS firm's scope of work has not yet been issued					

Table 7 provides an alphabetical listing of SCS firms awarded contracts for technical services that included SCS incentives or requirements during the report period. The table includes firm name, race and gender (as voluntarily provided), business location (city and ZIP code), and contract dollar amount (*Indicates contracts awarded with an SCS requirement).

Table 7: SCS Firm Detail for Technical Consulting

2024 Advertised Technical Services Consulting Contracts					
Business Name	City	Zip	Race	Gender	\$ Award Amount
*Christina Hulet Consulting	Seattle	98107	Caucasian	Female	\$95,880
Confluence Environmental Company	Seattle	98103	Caucasian	Male	\$2,406,285
*Julie Pham LLC	Seattle	98104	Asian-Pacific American	Female	\$250,000
PRR, Inc	Seattle	98101	Caucasian	Female	\$290,618
*SolJoy with Anna Choi SPC	Poulsbo	98370	Asian-Pacific American	Female	\$175,000
Sourcepanel, LLC	Portland	97225	Caucasian	Male	\$255,000
*Start Consulting Group LLC	Milwaukie	97222	Asian-Pacific American	Female	\$17,014
*Tanner Pacific, Inc.	Redwood City	94065	Caucasian	Male	\$3,000,000
*Timber Partners, LLC	Des Moines	98198	Other Minority	Male	\$700,000
TOTAL					\$7,189,797

Table 8 provides an alphabetical listing of SCS firms awarded contracts for construction that included SCS incentives or requirements during the report period. The table includes firm name, race and gender (as voluntarily provided), business location (city and ZIP code), and contract dollar amount (*Indicates contracts awarded with an SCS requirement).

Table 8: SCS Firm Detail for Construction

2024 Construction Contracts					
Business Name	City	Zip	Race	Gender	\$ Award Amount
*AAA Contractors Inc.	Kent	98032	Asian-Pacific American	Male	\$190,683
AAA Contractors Inc.	Kent	98032	Asian-Pacific American	Male	\$99,228
*Accord Contractors, LLC	Bellevue	98006	Caucasian	Male	\$364,867
*All Wire Electric, Inc.	Renton	98126	Caucasian	Female	\$150,000
*Anderson Specialties, LLC	Shoreline	98155	Caucasian	Female	\$101,448
*Apex Electrical Group LLC	Auburn	98002	Black American	Male	\$17,875
Apex Electrical Group LLC	Auburn	98002	Black American	Male	\$35,832

2024 Construction Contracts					
Business Name	City	Zip	Race	Gender	\$ Award Amount
Armadillo Painting, LLC	Bellevue	98006	Caucasian	Female	\$2,939
*Ashford Electric & Construction Co	Kirkland	98033	Caucasian	Female	\$1,337,928
*Becker Blacktop LLC	Sumner	98390	Caucasian	Male	\$188,465
Becker Blacktop LLC	Sumner	98390	Caucasian	Male	\$19,500
*Becker Blacktop LLC	Sumner	98390	Caucasian	Male	\$306,478
Belarde Company Inc	Snohomish	98072	Hispanic American	Male	\$249,980
*Belarde Company Inc	Snohomish	98072	Hispanic American	Male	\$536,706
*Belarde Company Inc	Snohomish	98072	Hispanic American	Male	\$87,228
*Burly Products, Inc.	Post Falls	83854	Native American	Male	\$1,185,000
*Burly Products, Inc.	Post Falls	83854	Native American	Male	\$63,027
*C & P Fencing	Enumclaw	98022	Caucasian	Female	\$116,317
Carli Trucking by Looker LLC	Puyallup	98371	Caucasian	Female	\$2,730
Cascade Trenchless Consulting LLC	Portland	97221	Caucasian	Female	\$72,600
City Fab Inc.	Lynnwood	98037	Hispanic American	Female	\$316,605
Cobun LLC	Puyallup	98375	Asian-Pacific American	Male	\$1,333
*Concrete Restoration, Inc.	Seattle	98108	Caucasian	Male	\$4,018
*CR Construction	North Bend	98045	Caucasian	Female	\$507,755
*CRJ Construction Co.	Sea Tac	98148	Caucasian	Male	\$156,949
*Crux Diving Inc.	Kenmore	98028	Caucasian	Female	\$1,000,000
Division 9 Inc.	Bothell	98012	Caucasian	Female	\$15,880
*Duwamish Services LLC	Seattle	98108	Caucasian	Male	\$1,884,500
Eagle Asphalt Sealcoating Co., LLC	Sumner	98390	Caucasian	Male	\$179,597
*Element PCC LLC	Tukwila	98188	Caucasian	Male	\$39,730
*Encore Environmental, LLC	Carnation	98014	Caucasian	Female	\$340,000
Fuller Electric, Inc.	Federal Way	98003	Caucasian	Female	\$0
*Fusion Electrical Services, LLC	Castle Rock	98611	Caucasian	Female	\$85,000
*G & G Incorporated	Kent	98042	Caucasian	Female	\$258,200
*G & G Incorporated	Kent	98042	Caucasian	Female	\$70,300

2024 Construction Contracts					
Business Name	City	Zip	Race	Gender	\$ Award Amount
*G.K. Knutson Inc	Ferndale	98248	Undisclosed	Undisclosed	\$194,800
*Grady Excavating, Inc.	Mukilteo	98275	Caucasian	Male	\$5,411,451
Green City, Inc.	Renton	98057	Other Minority	Male	\$50,300
*Green City, Inc.	Renton	98057	Other Minority	Male	\$109,400
Green City, Inc.	Renton	98057	Other Minority	Male	\$8,100
Green City, Inc.	Renton	98057	Other Minority	Male	\$363,395
Green Latrine, Inc.	Seattle	98122	Hispanic American	Female	\$450
*Harper Management, LLC	Puyallup	98374	Caucasian	Female	\$135,000
*HI Grade Asphalt & Seal Coat Inc	Edgewood	98371	Hispanic American	Female	\$85,600
Highland Civil, Inc.	Renton	98056	Asian-Pacific American	Female	\$446,000
Highland Civil, Inc.	Renton	98056	Asian-Pacific American	Female	\$91,470
Hot Mix Pavers Inc.	Tukwila	98168	Native American	Male	\$112,183
*Hot Mix Pavers Inc.	Tukwila	98168	Native American	Male	\$109,942
Hot Mix Pavers Inc.	Tukwila	98168	Native American	Male	\$25,455
*Hot Mix Pavers Inc.	Tukwila	98168	Native American	Male	\$636,886
*Hydro2Geotech, LLC	Seattle	98133	Black American	Male	\$1,142,370
Industry Erectors, Inc.	Snohomish	98290	Native American	Male	\$37,314
Inline Security Fence LLC	Tukwila	98168	Caucasian	Male	\$23,250
JEM Contractors, INC.	Burien	98146	Caucasian	Female	\$200,800
*JEM Contractors, INC.	Burien	98146	Caucasian	Female	\$52,420
*Jenco Building Services, Inc	Fife	98424	Native American	Female	\$85,511
JJH Earthworks, LLC	Orting	98360	Hispanic American	Male	\$143,901
JMR Trucking, Inc.	Seattle	98178	Black American	Male	\$50,020
*JMR Trucking, Inc.	Seattle	98178	Black American	Male	\$0
*John-Wayne Construction Company	Woodinville	98072	Hispanic American	Male	\$152,700
*JTJM Trucking LLC	Puyallup	98373	Caucasian	Female	\$0
KolKay Electric, Inc.	Enumclaw	98022	Caucasian	Female	\$7,900
*KolKay Electric, Inc.	Enumclaw	98022	Caucasian	Female	\$3,480,000
Koviak Construction	Bonney Lake	98391	Asian-Pacific American	Male	\$48,877
Lone Elk Services, LLC	Missoula	59807	Caucasian	Female	\$9,488
*Looker Industries Inc.	Granite Falls	98252	Caucasian	Female	\$0
Luminal Lighting, LLC	Mountlake	98043	Asian-Pacific	Male	\$143,069

2024 Construction Contracts					
Business Name	City	Zip	Race	Gender	\$ Award Amount
	Terrace		American		
*Marker Offshore LLC	Ferndale	98248	Caucasian	Male	\$771,158
*Mason Corporation	Tacoma	98401	Caucasian	Female	\$48,730
*Matia Contractors, Inc.	Ferndale	98248	Caucasian	Male	\$4,175,527
*Mericka Group llc.	Longview	98632	Caucasian	Female	\$1,000,000
*Metro Painting LLC	Seattle	98119	Caucasian	Female	\$265,147
*Metro Painting LLC	Seattle	98119	Caucasian	Female	\$180,574
*MK Fall Protection, Inc.	Lake Stevens	98258	Hispanic American	Male	\$42,126
*MNG Construction, LLC	Enumclaw	98022	Black American	Male	\$969,520
MNG Construction, LLC	Enumclaw	98022	Black American	Male	\$1,170,636
*Mobile Electrical Distributors, Inc.	Seattle	98125	Caucasian	Female	\$578,718
Mobile Electrical Distributors, Inc.	Seattle	98125	Caucasian	Female	\$192,000
*Morgan Mechanical Inc.	Redmond	98052	Subcontinent Asian American	Male	\$158,000
Mulier Construction LLC	Maple Valley	98038	Caucasian	Female	\$7,708
*N I Painting And Construction Company	Bellevue	98007	Asian-Pacific American	Male	\$30,337
Netcompliance Environmental Services LLC	Vancouver	98661	Asian-Pacific American	Male	\$44,435
*Netcompliance Environmental Services LLC	Vancouver	98661	Asian-Pacific American	Male	\$76,754
*New Level Siding	Pacific	98047	Black American	Male	\$130,150
*O'Brien & Company LLC	Seattle	98104	Caucasian	Female	\$29,900
O'Bunco Engineering Int'l, Inc.	Federal Way	98003	Black American	Male	\$41,540
*O'Bunco Engineering Int'l, Inc.	Federal Way	98003	Black American	Male	\$181,885
Ott - Sakai & Associates LLC	Sammamish	98074	Asian-Pacific American	Male	\$26,128
*Otto Rosenau & Associates Inc	Seattle	98118	Caucasian	Female	\$738,791
*Out West Landscape and Irrigation, Inc.	Monroe	98272	Caucasian	Female	\$97,500
*Pacific Rim Service and Construction Co Inc	Portland	97214	Asian-Pacific American	Male	\$46,330
*PNW Reinforcing, Inc.	Auburn	98092	Hispanic American	Male	\$85,075

2024 Construction Contracts					
Business Name	City	Zip	Race	Gender	\$ Award Amount
*PNW Reinforcing, Inc.	Auburn	98092	Hispanic American	Male	\$279,252
PNW Reinforcing, Inc.	Auburn	98092	Hispanic American	Male	\$51,200
*Presence Construction Services, LLC	Renton	98058	Caucasian	Male	\$47,397
PRR, INC.	Seattle	98101	Caucasian	Female	\$147,167
Quality Fence Builders, Inc.	Auburn	98002	Caucasian	Female	\$8,975
Quality Fence Builders, Inc.	Auburn	98002	Caucasian	Female	\$20,870
Rebar International, Inc.	Edgewood	98371	Caucasian	Female	\$26,498
Rebar International, Inc.	Edgewood	98371	Caucasian	Female	\$599,236
Rebar International, Inc.	Edgewood	98371	Caucasian	Female	\$25,090
Rivers Edge Environmental Services, Inc.	Black Diamond	98010	Caucasian	Female	\$168,424
*RM Pioneer Services Inc.	Yakima	98908	Asian-Pacific American	Female	\$71,900
Rosa M. Abeyta, LLC	Seattle	98134	Hispanic American	Female	\$28,500
Salinas Construction, Inc.	Mukilteo	98275	Hispanic American	Male	\$49,163
Salinas Construction, Inc.	Mukilteo	98275	Hispanic American	Male	\$34,729
*Salinas Construction, Inc.	Mukilteo	98275	Hispanic American	Male	\$264,675
*Salinas Construction, Inc.	Mukilteo	98275	Hispanic American	Male	\$134,157
*SHJ Electric Co. Inc.	Seattle	98148	Caucasian	Male	\$539,144
SHJ Electric Co. Inc.	Seattle	98148	Caucasian	Male	\$187,500
*SHJ Electric Co. Inc.	Seattle	98148	Caucasian	Male	\$157,691
*Silver Streak Inc	Maple Valley	98038	Caucasian	Female	\$0
Song Consulting, LLC	Renton	98058	Asian-Pacific American	Male	\$38,001
*Source Electric LLC	Port Orchard	98367	Caucasian	Female	\$2,000,000
*Stanley Patrick Striping Co	Enumclaw	98022	Caucasian	Male	\$42,552
Stepherson & Associates Communications Inc	Seattle	98121	Black American	Male	\$34,838
Sundancer Electric	Renton	98057	Native American	Male	\$1,933,371
Sundancer Electric	Renton	98057	Native American	Male	\$290,000
*Sundancer Electric	Renton	98057	Native American	Male	\$180,574

2024 Construction Contracts					
Business Name	City	Zip	Race	Gender	\$ Award Amount
T & T Traffic Control, LLC	Buckley	98321	Black American	Female	\$0
*T & T Traffic Control, LLC	Buckley	98321	Black American	Female	\$13,000
T Stone Construction LLC	Puyallup	98373	Black American	Female	\$12,300
The Greenbusch Group, Inc.	Seattle	98119	Subcontinent Asian American	Female	\$16,484
*Tiger Mountain Rental LLC	Kent	98038	Caucasian	Male	\$0
True North Land Surveying Inc	Seattle	98134	Caucasian	Female	\$6,823
*Tunista Construction, LLC	Federal Way	98003	Native American	Male	\$0
*Ventilation Power Cleaning, Inc.	Seattle	98017	Caucasian	Female	\$539,697
*W E Coates Surveying, LLC	Olympia	98513	Black American	Male	\$38,000
W E Coates Surveying, LLC	Olympia	98513	Black American	Male	\$25,000
*Washington Best Finishes LLC	Auburn	98001	Hispanic American	Male	\$452,369
*Washington Traffic Control, LLC	Edgewood	98371	Hispanic American	Female	\$315,600
*WCCL Systems, LLC	University Place	98466	Hispanic American	Male	\$149,031
WCCL Systems, LLC	University Place	98466	Hispanic American	Male	\$4,485,460
*WCCL Systems, LLC	University Place	98466	Hispanic American	Male	\$500,000
*Westcoast Industrial Electric Company, Inc.	Seattle	98134	Caucasian	Female	\$428,000
*Zip Mechanical LLC	Seattle	98108	Asian-Pacific American	Male	\$108,984
**TBD	TBD	(blank)	Undisclosed	Undisclosed	\$2,725,818
CONSTRUCTION TOTAL	\$51,612,886				
<p>** Contract values are shown as TBD (to be determined) for all on-call work order construction contracts when the SCS firm's scope of work has not yet been issued. Work order construction contracts are used for emergent and unplanned work where the scope cannot be determined in advance (i.e., construction work required to repair a building after a storm event).</p>					

Appendix B: Detailed Contract Information for M/WBE Firms

Table 9 provides an alphabetical listing of M/WBE firms awarded contracts for goods and services that included participation goals during the 2024 reporting period. The table includes firm names, race and gender (as voluntarily provided), business location (city and ZIP code), and the contract dollar amount awarded (*Indicates contracts awarded with an SCS requirement).

Table 9: M/WBE Firm Detail for Goods and Services

2024 Advertised Goods & Services Contracts					
Business Name	City	Zip	Race	Gender	\$ Award Amount
AD Specialties & Promotions	Normandy Park	98148	Caucasian	Female	\$500,000
Avantpage Inc	Davis	95618	Hispanic American	Male	\$300,000
Beacon Cleaning LLC	Seattle	98125	Black American	Male	\$550,145
*Cascadia Consulting Group, Inc.	Seattle	98101	Caucasian	Female	\$1,237,000
Cascadia Consulting Group, Inc.	Seattle	98101	Caucasian	Female	\$300,000
Confluence Consulting Northwest LLC	Olympia	98508	Caucasian	Female	\$50,000
Culture Shift Consulting LLC	Seattle	98108	Hispanic American	Female	\$199,820
Do Big Good LLC	Seattle	98107	Caucasian	Female	\$500,000
Double Z Media LLC	Seattle	98126	Caucasian	Female	\$500,000
Enviroissues	Seattle	98101	Caucasian	Female	\$500,000
Glofi General Contractor LLC	Seattle	98105	Hispanic American	Male	\$550,145
Jennergy	Issaquah	98027	Caucasian	Female	\$500,000
Julie Pham LLC	Seattle	98104	Asian-Pacific American	Female	\$250,000
L & L Enterprises	Kingston	98346	Hispanic American	Male	\$900,000
Laurel Black Communications + Design	Port Angeles	98362	Caucasian	Female	\$500,000
Mindlink Resources, LLC	Washougal	97217	Caucasian	Female	\$300,000
Prolific Success Events & Consulting	Houston	77015	Black American	Male	\$125,000
Prr, Inc.	Seattle	98101	Caucasian	Female	\$500,000
Sound Safety Products Co., Inc.	Everett	98201	Native American	Female	\$100,000
Swatch Junkie Creative	Tukwila	98168	Black American	Female	\$500,000
The Athena Group, LLC	Olympia	98501	Caucasian	Female	\$500,000
The Vida Agency	Edmonds	98020	Other Minority	Female	\$500,000
Triangle Associates	Seattle	98104	Caucasian	Female	\$500,000

2024 Advertised Goods & Services Contracts					
Business Name	City	Zip	Race	Gender	\$ Award Amount
Triangle Associates	Seattle	98104	Caucasian	Female	\$550,000
True Blue Strategies	Seattle	98104	Caucasian	Female	\$500,000
TOTAL					\$11,412,110

Table 10 provides an alphabetical listing of M/WBE firms awarded contracts for A/E/P consulting services that included participation goals or required an ESJ Innovation Plan during the 2024 reporting period. The table includes firm names, race and gender (as voluntarily provided), business location (city and ZIP code), and the contract dollar amount awarded (*Indicates contracts awarded with an SCS requirement).

Table 10: M/WBE Firm Detail for Architecture/Engineering/Professional Services

2024 Architectural/Engineering & Professional Contracts					
Business Name	City	Zip	Race	Gender	\$ Award Amount
*Aqua Terra Cultural Resource Consultants	Olympia	98512	Caucasian	Female	\$41,047
*Aquant, LLC	Chappaqua	10514	Asian-Pacific American	Female	\$275,869
*Aquario Engineering LLC	San Diego	92123	Hispanic American	Male	\$18,450
*Asset Management Professionals, LLC	Spokane	99201	Hispanic American	Male	\$214,475
*Blue Cypress Consulting, LLC	Decatur	30030	Caucasian	Female	\$25,237
*Blue Heron Engineering	Dublin	43017	Caucasian	Female	\$74,081
*Bolima Drafting & Design, Inc.	Seattle	98101	Native American	Male	\$213,910
*Cascade Trenchless Consulting LLC	Portland	97221	Caucasian	Female	\$41,879
*Cascade Trenchless Consulting LLC	Portland	97221	Caucasian	Female	\$1,758
*Cascadia Consulting Group, Inc.	Seattle	98101	Caucasian	Female	\$26,439
*Cascadia Consulting Group, Inc.	Seattle	98101	Caucasian	Female	\$71,695
*Cascadia Consulting Group, Inc.	Seattle	98101	Caucasian	Female	\$179,502
*Ciani & Hatch Engineering PLLC	Kenmore	98028	Caucasian	Female	\$88,057
*Clarity Engineering, LLC	Vashon	98070	Caucasian	Female	\$1,343
*Clearway Environmental, LLC	Seattle	98108	Native American	Male	\$25,338
Concord Engineering, Inc.	Bellevue	98004	Asian-Pacific American	Female	\$16,903
Concord Engineering, Inc.	Bellevue	98004	Asian-Pacific American	Female	\$834,022
*Concord Engineering, Inc.	Bellevue	98004	Asian-Pacific American	Female	\$11,354
Connico, LLC	Mt. Juliet	37122	Asian-Pacific American	Male	\$36,718
Cooper Zietz Engineers, Inc.	Portland	97222	Native American	Male	\$124,514
*Cooper Zietz Engineers, Inc.	Portland	97222	Native American	Male	\$108,703

2024 Architectural/Engineering & Professional Contracts

Business Name	City	Zip	Race	Gender	\$ Award Amount
*CS3W Associates, Inc.	Bellevue	98008	Black American	Male	\$9,425
*CS3W Associates, Inc.	Bellevue	98008	Black American	Male	\$369,552
*Dark Light Consulting LLC	Seattle	98104	Caucasian	Female	\$58,505
EBD Services LLC	Seattle	98168	Subcontinent Asian American	Male	\$63,998
EBD Services LLC	Seattle	98168	Subcontinent Asian American	Male	\$8,224
*EMB Consulting, LLC	Mountlake Terrace	98043	Caucasian	Female	\$12,933
*Entech Northwest, Inc.	Temecula	92590	Black American	Female	\$25,135
*Entech Northwest, Inc.	Temecula	92590	Black American	Female	\$46,325
*Entitlement and Engineering Solutions	Denver	80222	Caucasian	Female	\$26,466
*Entitlement and Engineering Solutions	Denver	80222	Caucasian	Female	\$1,305
*EnvirolIssues, Inc.	Seattle	98101	Caucasian	Female	\$49,809
*EnvirolIssues, Inc.	Seattle	98101	Caucasian	Female	\$30,021
*EnvirolIssues, Inc.	Seattle	98101	Caucasian	Female	\$447,559
*EnvirolIssues, Inc.	Seattle	98101	Caucasian	Female	\$1,100,493
*EnvirolIssues, Inc.	Seattle	98101	Caucasian	Female	\$150,028
*Equinox Research and Consulting International, Inc.	Mount Vernon	98273	Caucasian	Female	\$10,872
*Equinox Research and Consulting International, Inc.	Mount Vernon	98273	Caucasian	Female	\$60,787
*Equinox Research and Consulting International, Inc.	Mount Vernon	98273	Caucasian	Female	\$996
*ER Electrical Engineering PLLC	Lynnwood	98036	Asian-Pacific American	Male	\$65,412
*ER Electrical Engineering PLLC	Lynnwood	98036	Asian-Pacific American	Male	\$1,042
*Exeltech Consulting Inc.	Lacey	98516	Asian-Pacific American	Male	\$44,701
Forman, LLC	Redmond	98053	Caucasian	Female	\$70,794
*Formation Lab LLC	Portland	97214	Asian-Pacific American	Female	\$399,179
*Formation Lab LLC	Portland	97214	Asian-Pacific American	Female	\$105,216
*Formation Lab LLC	Portland	97214	Asian-Pacific American	Female	\$63,754
*Fresh Coast Capital, LLC	Chicago	60602	Caucasian	Female	\$1,356,350
*Fresh Coast Capital, LLC	Chicago	60602	Caucasian	Female	\$228,236
*Furtado & Associates, Inc.	Seattle	98164	Black American	Male	\$1,145,367
Furtado & Associates, Inc.	Seattle	98164	Black American	Male	\$112,506

2024 Architectural/Engineering & Professional Contracts

Business Name	City	Zip	Race	Gender	\$ Award Amount
*Furtado & Associates, Inc.	Seattle	98164	Black American	Male	\$57,191
*Furtado & Associates, Inc.	Seattle	98164	Black American	Male	\$273,224
Geometrics Engineering, P.S., Inc.	Redmond	98052	Asian-Pacific American	Male	\$279,256
Geometrics Engineering, P.S., Inc.	Redmond	98052	Asian-Pacific American	Male	\$0
Gracie Geremia	Everett	98201	Caucasian	Female	\$15,900
*Griffin Hill & Associates, LLC	Seattle	98144	Black American	Male	\$89,895
*Griffin Hill & Associates, LLC	Seattle	98144	Black American	Male	\$73,623
Hough Beck & Baird, Inc.	Seattle	98121	Caucasian	Female	\$29,226
*Hough Beck & Baird, Inc.	Seattle	98121	Caucasian	Female	\$88,773
*Hough Beck & Baird, Inc.	Seattle	98121	Caucasian	Female	\$1,036
Hurtado Consulting	Vancouver	98683	Hispanic American	Male	\$470,492
*HWA GeoSciences Inc.	Bothell	98021	Hispanic American	Female	\$544,498
*HWA GeoSciences Inc.	Bothell	98021	Hispanic American	Female	\$53,920
HWA GeoSciences Inc.	Bothell	98021	Hispanic American	Female	\$219,019
*HWA GeoSciences Inc.	Bothell	98021	Hispanic American	Female	\$235,616
*HWA GeoSciences Inc.	Bothell	98021	Hispanic American	Female	\$48,395
*HWA GeoSciences Inc.	Bothell	98021	Hispanic American	Female	\$1,785
Integrated Design Engineers LLC	Seattle	98101	Asian-Pacific American	Male	\$67,441
*Integrated Design Engineers LLC	Seattle	98101	Asian-Pacific American	Male	\$1,567
*Jill Marie Irwin	Seattle	98117	Caucasian	Female	\$6,074
*KenjiMoto Consulting	Bothell	98021	Asian-Pacific American	Male	\$605,369
*KenjiMoto Consulting	Bothell	98021	Asian-Pacific American	Male	\$679,311
Land Development Consultants, Inc.	Woodinville	98072	Hispanic American	Male	\$132,255
*Land Development Consultants, Inc.	Woodinville	98072	Hispanic American	Male	\$21,857
*Land Meets Water LLC	Seattle	98116	Caucasian	Female	\$5,625
*Leeway Engineering Solutions, LLC	Portland	97229	Asian-Pacific American	Male	\$1,695
*Leeway Engineering Solutions, LLC	Portland	97229	Asian-Pacific American	Male	\$157,907

2024 Architectural/Engineering & Professional Contracts

Business Name	City	Zip	Race	Gender	\$ Award Amount
*Mahogany Environmental & Associates LLC	Portland	97238	Black American	Female	\$1,151
*MKHW CONSULTING LLC	Seattle	98125	Caucasian	Female	\$5,033
*MPERA, LLC	Spokane	99201	Caucasian	Female	\$1,982
*MPM Consulting, LLC	Lake Oswego	97035	Hispanic American	Male	\$838,979
*Northwest Engineers, LLC	Seattle	98144	Asian-Pacific American	Male	\$57,278
*Northwest Heritage Consultants LLC	Seattle	98104	Caucasian	Female	\$6,797
*Northwest Heritage Consultants LLC	Seattle	98104	Caucasian	Female	\$19,892
*O'Bunco Engineering Int'l, Inc.	Federal Way	98003	Black American	Male	\$47,489
*O-K Traffic Control Services LLC	Chehalis	98532	Hispanic American	Male	\$44,575
Orion Partners PLLC	Honolulu	96813	Caucasian	Female	\$484,603
*Ott - Sakai & Associates LLC	Sammamish	98074	Asian-Pacific American	Male	\$91,739
Ott - Sakai & Associates LLC	Sammamish	98074	Asian-Pacific American	Male	\$30,546
*Ott - Sakai & Associates LLC	Sammamish	98074	Asian-Pacific American	Male	\$159,803
*Ott - Sakai & Associates LLC	Sammamish	98074	Asian-Pacific American	Male	\$18,752
*Ott - Sakai & Associates LLC	Sammamish	98074	Asian-Pacific American	Male	\$279,855
*Ott - Sakai & Associates LLC	Sammamish	98074	Asian-Pacific American	Male	\$60,454
*Ott - Sakai & Associates LLC	Sammamish	98074	Asian-Pacific American	Male	\$12,857
*PENINSULA LAND SURVEY LLC	Port Orchard	98366	Asian-Pacific American	Female	\$40,990
*Progressive Design-Build Consulting LLC	Woodinville	98072	Caucasian	Female	\$246,852
*PRR, Inc.	Seattle	98101	Caucasian	Female	\$26,257
PRR, Inc.	Seattle	98101	Caucasian	Female	\$110,791
*PRR, Inc.	Seattle	98101	Caucasian	Female	\$27,234
*PRR, Inc.	Seattle	98101	Caucasian	Female	\$1,880
*PRR, Inc.	Seattle	98101	Caucasian	Female	\$60,043
Rammah Design LLC	Portland	97206	Asian-Pacific American	Male	\$39,024
Rammah Design LLC	Portland	97206	Asian-Pacific American	Male	\$0

2024 Architectural/Engineering & Professional Contracts					
Business Name	City	Zip	Race	Gender	\$ Award Amount
*RC Construction Services Inc	Richland	99352	Caucasian	Female	\$11,351
*RC Construction Services Inc	Richland	99352	Caucasian	Female	\$41,364
*Red Barn Group, Inc.	Kenmore	98028	Caucasian	Female	\$20,653
*RIE Consultants, LLC	Redmond	98052	Subcontinent Asian American	Male	\$71,144
*RIE Consultants, LLC	Redmond	98052	Subcontinent Asian American	Male	\$1,727
*Rosa M. Abeyta, LLC	Seattle	98134	Hispanic American	Female	\$107,544
*Sage Architectural Alliance, LLC	Seattle	98101	Caucasian	Female	\$1,015
Scharrer Architecture and Design	Seattle	98122	Caucasian	Female	\$23,687
*SRT Consultants	Seattle	98104	Caucasian	Female	\$30,176
*Staheli Trenchless Consultants Inc	Lynnwood	98036	Caucasian	Female	\$1,886
*Stell Environmental Enterprises, Inc.	Mountlake Terrace	98043	Caucasian	Female	\$125,298
*Stepherson & Associates Communications Inc	Seattle	98121	Black American	Male	\$162,273
Stepherson & Associates Communications Inc	Seattle	98121	Black American	Male	\$89,036
Stepherson & Associates Communications Inc	Seattle	98121	Black American	Male	\$0
*Stepherson & Associates Communications Inc	Seattle	98121	Black American	Male	\$248,738
*Stepherson & Associates Communications Inc	Seattle	98121	Black American	Male	\$166,016
Stepherson & Associates Communications Inc	Seattle	98121	Black American	Male	\$196,312
*Stepherson & Associates Communications Inc	Seattle	98121	Black American	Male	\$1,415
The Aviation Planning Group, LLC	Littleton	80128	Caucasian	Female	\$0
*The Greenbusch Group, Inc.	Seattle	98119	Subcontinent Asian American	Female	\$10,593
*Tres West Engineers Inc.	Tacoma	98409	Asian-Pacific American	Female	\$1,355
Triangle Associates, Inc.	Seattle	98104	Caucasian	Female	\$25,681
*True North Land Surveying Inc	Seattle	98134	Caucasian	Female	\$23,333
*True North Land Surveying Inc	Seattle	98134	Caucasian	Female	\$139,338
*Wolf Water Resources, Inc.	Portland	97214	Caucasian	Female	\$127,328
TOTAL					\$16,999,353

Table 11 provides an alphabetical listing of M/WBE firms awarded contracts for technical consulting services

that included participation goals or required an ESJ Innovation Plan during the 2024 reporting period. The table includes firm names, race and gender (as voluntarily provided), business location (city and ZIP code), and the contract dollar amount awarded (*Indicates contracts awarded with an SCS requirement).

Table 11: M/WBE Firm Detail for Technical Consulting

2024 Technical Consulting Contracts					
Business Name	City	Zip	Race	Gender	\$ Award Amount
JULIE PHAM LLC	Seattle	98104	Asian-Pacific American	Female	\$250,000
*PRR, Inc.	Seattle	98101	Caucasian	Female	\$290,618
SolJoy with Anna Choi SPC	Poulsbo	98370	Asian-Pacific American	Female	\$175,000
Start Consulting Group LLC	Milwaukie	97222	Asian-Pacific American	Female	\$17,014
TOTAL					\$732,632

Table 12 provides an alphabetical listing of M/WBE firms awarded contracts for construction that included participation goals during the 2024 reporting period. The table includes firm names, race and gender (as voluntarily provided), business location (city and ZIP code), and the contract dollar amount awarded (*Indicates contracts awarded with an SCS requirement).

Table 12: M/WBE Firm Detail for Construction

2024 Construction Contracts					
Business Name	City	Zip	Race	Gender	\$ Award Value
AAA Contractors Inc.	Kent	98032	Asian-Pacific American	Male	\$190,683
AAA Contractors Inc.	Kent	98032	Asian-Pacific American	Male	\$99,228
Anderson Specialties, LLC	Shoreline	98155	Caucasia	Female	\$101,448
Apex Electrical Group LLC	Auburn	98002	Black American	Male	\$17,875
*Apex Electrical Group LLC	Auburn	98002	Black American	Male	\$35,832
*Armadillo Painting, LLC	Bellevue	98006	Caucasian	Female	\$2,939
Ashford Electric & Construction Co	Kirkland	98033	Caucasian	Female	\$1,337,928
Belarde Company Inc	Snohomish	98072	Hispanic American	Male	\$249,980
Belarde Company Inc	Snohomish	98072	Hispanic American	Male	\$536,706
Belarde Company Inc	Snohomish	98072	Hispanic American	Male	\$87,228
Burly Products, Inc.	Post Falls	83854	Native American	Male	\$1,185,000
Burly Products, Inc.	Post Falls	83854	Native American	Male	\$63,027
*Carli Trucking By Looker LLC	Puyallup	98371	Caucasian	Female	\$2,730

2024 Construction Contracts					
Business Name	City	Zip	Race	Gender	\$ Award Value
*Cascade Trenchless Consulting LLC	Portland	97221	Caucasian	Female	\$72,600
*City Fab Inc.	Lynnwood	98037	Hispanic American	Female	\$316,605
*Cobun LLC	Puyallup	98375	Asian-Pacific American	Male	\$1,333
CR Construction	North Bend	98045	Caucasian	Female	\$507,755
Crux Diving Inc.	Kenmore	98028	Caucasian	Female	\$1,000,000
*Division 9 Inc.	Bothell	98012	Caucasian	Female	\$15,880
Encore Environmental, LLC	Carnation	98014	Caucasian	Female	\$340,000
Fusion Electrical Services, LLC	Castle Rock	98611	Caucasian	Female	\$85,000
G & G Incorporated	Kent	98042	Caucasian	Female	\$258,200
G & G Incorporated	Kent	98042	Caucasian	Female	\$70,300
*Green City, Inc.	Renton	98057	Other Minority	Male	\$50,300
Green City, Inc.	Renton	98057	Other Minority	Male	\$109,400
Green City, Inc.	Renton	98057	Other Minority	Male	\$8,100
Green City, Inc.	Renton	98057	Other Minority	Male	\$363,395
*Green Latrine, Inc.	Seattle	98122	Hispanic American	Female	\$450
Harper Management, LLC	Puyallup	98374	Caucasian	Female	\$135,000
HI GRADE ASPHALT & SEAL COAT INC	Edgewood	98371	Hispanic American	Female	\$85,600
*Highland Civil, Inc.	Renton	98056	Asian-Pacific American	Female	\$446,000
*Highland Civil, Inc.	Renton	98056	Asian-Pacific American	Female	\$91,470
Hot Mix Pavers Inc.	Tukwila	98168	Native American	Male	\$112,183
Hot Mix Pavers Inc.	Tukwila	98168	Native American	Male	\$109,942
Hot Mix Pavers Inc.	Tukwila	98168	Native American	Male	\$25,455
Hot Mix Pavers Inc.	Tukwila	98168	Native American	Male	\$636,886
Hydro2Geotech, LLC	Seattle	98133	Black American	Male	\$1,142,370
*Industry Erectors, Inc.	Snohomish	98290	Native American	Male	\$37,314
Jenco Building Services, Inc	Fife	98424	Native American	Female	\$85,511
JMR Trucking, Inc.	Seattle	98178	Black American	Male	\$50,020
JMR Trucking, Inc.	Seattle	98178	Black American	Male	\$0
John-Wayne Construction Company	Woodinville	98072	Hispanic American	Male	\$152,700

2024 Construction Contracts					
Business Name	City	Zip	Race	Gender	\$ Award Value
JTJM TRUCKING LLC	Puyallup	98373	Caucasian	Female	\$0
*KolKay Electric, Inc.	Enumclaw	98022	Caucasian	Female	\$7,900
KolKay Electric, Inc.	Enumclaw	98022	Caucasian	Female	\$3,480,000
*Koviak Construction	Bonney Lake	98391	Asian-Pacific American	Male	\$48,877
*Lone ELK Services, LLC	Missoula	59807	Caucasian	Female	\$9,488
Looker Industries Inc.	Granite Falls	98252	Caucasian	Female	\$0
*Lumenal Lighting, LLC	Mountlake Terrace	98043	Asian-Pacific American	Male	\$143,069
Mason Corporation	Tacoma	98401	Caucasian	Female	\$48,730
Metro Painting LLC	Seattle	98119	Caucasian	Female	\$265,147
Metro Painting LLC	Seattle	98119	Caucasian	Female	\$180,574
MK Fall Protection, Inc.	Lake Stevens	98258	Hispanic American	Male	\$42,126
MNG Construction, LLC	Enumclaw	98022	Black American	Male	\$969,520
MNG Construction, LLC	Enumclaw	98022	Black American	Male	\$1,170,636
Mobile Electrical Distributors, Inc.	Seattle	98125	Caucasian	Female	\$578,718
Mobile Electrical Distributors, Inc.	Seattle	98125	Caucasian	Female	\$192,000
MORGAN MECHANICAL INC.	Redmond	98052	Subcontinent Asian American	Male	\$158,000
N I PAINTING AND CONSTRUCTION COMPANY	Bellevue	98007	Asian-Pacific American	Male	\$30,337
*Netcompliance Environmental Services LLC	Vancouver	98661	Asian-Pacific American	Male	\$44,435
Netcompliance Environmental Services LLC	Vancouver	98661	Asian-Pacific American	Male	\$76,754
New Level Siding	Pacific	98047	Black American	Male	\$130,150
*O'Bunco Engineering Int'l, Inc.	Federal Way	98003	Black American	Male	\$41,540
O'Bunco Engineering Int'l, Inc.	Federal Way	98003	Black American	Male	\$181,885
Ott - Sakai & Associates LLC	Sammamish	98074	Asian-Pacific American	Male	\$26,128
OTTO ROSENAU & ASSOCIATES INC	Seattle	98118	Caucasian	Female	\$738,791
Out West Landscape and Irrigation, Inc.	Monroe	98272	Caucasian	Female	\$97,500
Pacific Rim Service and Construction Co Inc	Portland	97214	Asian-Pacific American	Male	\$46,330
PNW Reinforcing, Inc.	Auburn	98092	Hispanic American	Male	\$85,075
PNW Reinforcing, Inc.	Auburn	98092	Hispanic American	Male	\$279,252

2024 Construction Contracts					
Business Name	City	Zip	Race	Gender	\$ Award Value
PNW Reinforcing, Inc.	Auburn	98092	Hispanic American	Male	\$51,200
*PRR, Inc.	Seattle	98101	Caucasian	Female	\$147,167
*Quality Fence Builders, Inc.	Auburn	98002	Caucasian	Female	\$8,975
*Quality Fence Builders, Inc.	Auburn	98002	Caucasian	Female	\$20,870
Rebar International, Inc.	Edgewood	98371	Caucasian	Female	\$26,498
*Rebar International, Inc.	Edgewood	98371	Caucasian	Female	\$599,236
Rebar International, Inc.	Edgewood	98371	Caucasian	Female	\$25,090
*Rivers Edge Environmental Services, Inc.	Black Diamond	98010	Caucasian	Female	\$168,424
RM Pioneer Services Inc.	Yakima	98908	Asian-Pacific American	Female	\$71,900
*Rosa M. Abeyta, LLC	Seattle	98134	Hispanic American	Female	\$28,500
*Salinas Construction, Inc.	Mukilteo	98275	Hispanic American	Male	\$49,163
Salinas Construction, Inc.	Mukilteo	98275	Hispanic American	Male	\$34,729
Salinas Construction, Inc.	Mukilteo	98275	Hispanic American	Male	\$264,675
Salinas Construction, Inc.	Mukilteo	98275	Hispanic American	Male	\$134,157
SILVER STREAK INC	Maple Valley	98038	Caucasian	Female	\$0
*Song Consulting, LLC	Renton	98058	Asian-Pacific American	Male	\$38,001
STEPHERSON & ASSOCIATES COMMUNICATIONS INC	Seattle	98121	Black American	Male	\$34,838
*Sundancer Electric	Renton	98057	Native American	Male	\$1,933,371
Sundancer Electric	Renton	98057	Native American	Male	\$290,000
Sundancer Electric	Renton	98057	Native American	Male	\$180,574
*T & T Traffic Control, LLC	Buckley	98321	Black American	Female	\$0
T & T Traffic Control, LLC	Buckley	98321	Black American	Female	\$13,000
*T Stone Construction LLC	Puyallup	98373	Black American	Female	\$12,300
*The Greenbusch Group, Inc.	Seattle	98119	Subcontinent Asian American	Female	\$16,484
*True North Land Surveying Inc	Seattle	98134	Caucasian	Female	\$6,823
Tunista Construction, LLC	Federal Way	98003	Native American	Male	\$0
W E Coates Surveying, LLC	Olympia	98513	Black American	Male	\$38,000
W E Coates Surveying, LLC	Olympia	98513	Black American	Male	\$25,000

2024 Construction Contracts					
Business Name	City	Zip	Race	Gender	\$ Award Value
Washington Best Finishes LLC	Auburn	98001	Hispanic American	Male	\$452,369
Washington Traffic Control, LLC	Edgewood	98371	Hispanic American	Female	\$315,600
WCCL Systems, LLC	University Place	98466	Hispanic American	Male	\$149,031
*WCCL Systems, LLC	University Place	98466	Hispanic American	Male	\$4,485,460
WCCL Systems, LLC	University Place	98466	Hispanic American	Male	\$500,000
Westcoast Industrial Electric Company, Inc.	Seattle	98134	Caucasian	Female	\$428,000
Zip Mechanical LLC	Seattle	98108	Asian-Pacific American	Male	\$108,984
TOTAL					\$29,951,751