

# Tyee Highschool Replacement Project

05/19/25 Report Date

04/30/25 Data Date

---

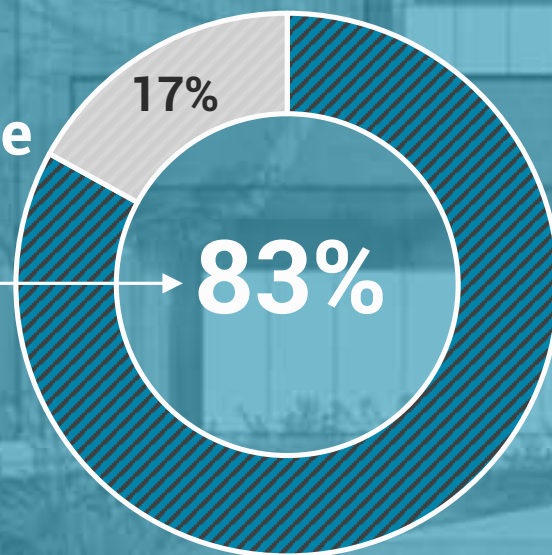
“

EVERY STUDENT in Highline  
Public Schools is known by  
name, strength, and need, and  
graduates prepared for the  
future they choose.

# Tyee High School Replacement Project

Company Name	Absher
Contract Value	\$116.5M
Total Manhours	306,521
Worker Count	1003
Project Phase	Finishes, Commissioning
Notice to Proceed	July 28, 2023
Project Completion	August 2025

Project  
Percent  
Complete



## Union Representation:

Carpenters, Laborer, Electricians and Drywallers Make Up Roughly

**50%**

## Priority Hire Program:

Exceeds 3%/7% Goals

**6.4% A / 22.7% J**

## Preferred Entry Program:

exceeds the 3% goal

**4.03%**

## Safety and Security:

Slips, Trips, and Hand Tools.

## Community Engagement:

Spotlight Q&A Interview Under Utilized Labor Resource

## Community Representation:

Unspecified Still Holding

**28%**

## Disputes & Grievances

There Have Been A Few But All Resolved Through Discussion

## Apprentice Utilization:

**19.59%**

TYEE HIGH SCHOOL  
REPLACEMENT PROJECT  
COMMUNITY WORKFORCE AGREEMENT  
Priority Hire (PH) Statistics  
As of End of April 2025




PH Wages  
Earned  
\$5,039,342

Total Project Wages Earned \$17,838,735




PH Total  
Hours  
88,543

Total Project Hours 306,521



PH Apprentice  
Participation  
6.4%

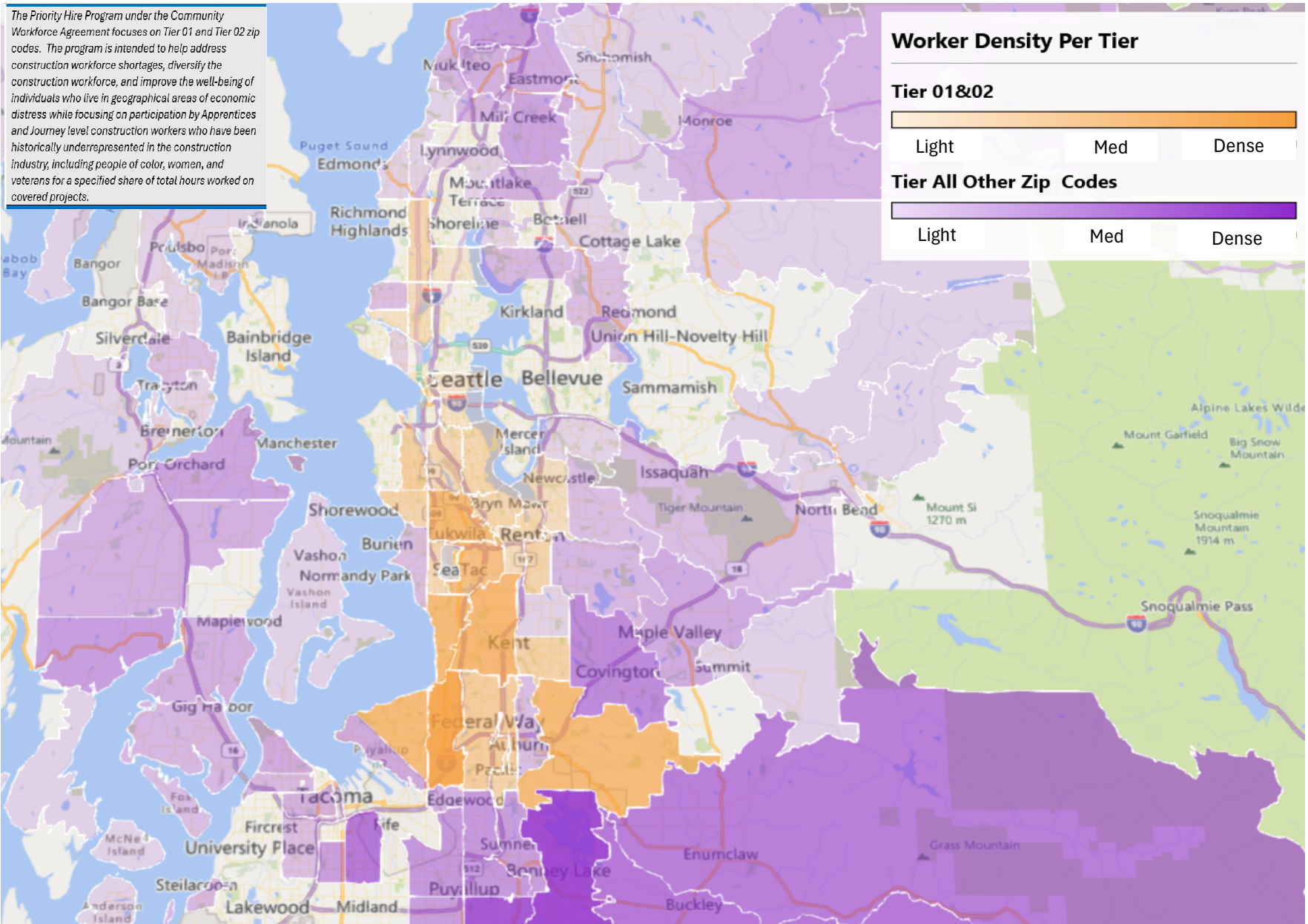
AP Hours 19,458 | Goal 3%



PH Journeyman  
Participation  
22.7%

JM Hours 69,085 | Goal 7%

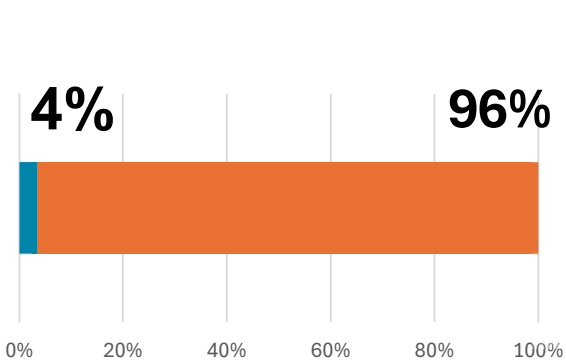
The Priority Hire Program under the Community Workforce Agreement focuses on Tier 01 and Tier 02 zip codes. The program is intended to help address construction workforce shortages, diversify the construction workforce, and improve the well-being of individuals who live in geographical areas of economic distress while focusing on participation by Apprentices and Journey level construction workers who have been historically underrepresented in the construction industry, including people of color, women, and veterans for a specified share of total hours worked on covered projects.



Labor Force Participation by Gender

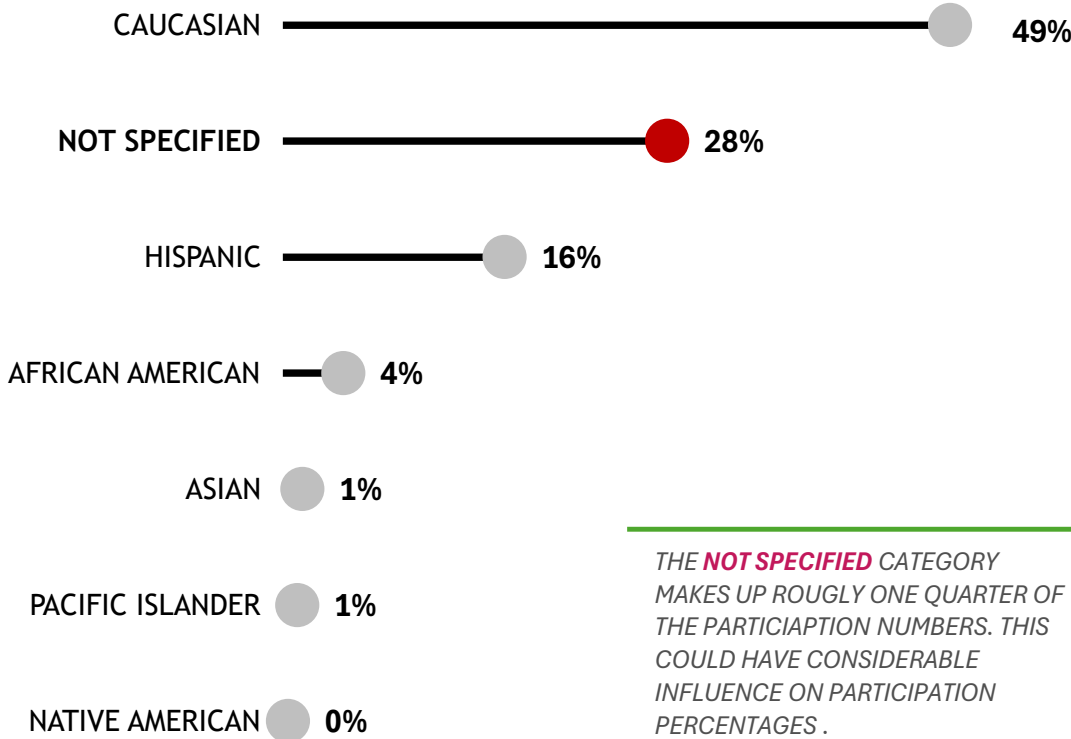


FEMALE



MALE

Labor Force Participation by Race and Ethnicity



THE **NOT SPECIFIED** CATEGORY MAKES UP ROUGHLY ONE QUARTER OF THE PARTICIPTION NUMBERS. THIS COULD HAVE CONSIDERABLE INFLUENCE ON PARTICIPATION PERCENTAGES.

Priority Hire Hours per Month

	24-Jul	24-Aug	24-Sep	24-Oct	24-Nov	24-Dec	25-Jan	25-Feb	25-Mar	25-Apr	Trend
Tier 01&02 Zip	5,308	6,472	6,161	8,673	8,426	7,998	6,690	6,537	8,811	5,176	
Tier All Other Zip	13,403	17,618	16,601	18,172	17,056	14,774	13,354	13,172	16,707	9,974	
TOTAL HRS	18,711	24,090	22,761	26,845	25,482	22,772	20,044	19,709	25,518	15,150	