

REPORT PACKAGE
EXECUTIVE FINANCE COMMITTEE (EFC)
as of August 31, 2024

Committee Members: Councilmember Girmay Zahilay, Chair, Dwight Dively, Director PSB; Ken Guy, Director FBOD; Lorraine Patterson-Harris, County Administrative Officer

Staff: Carol Basile, Deputy Director FBOD; Mike Smith, Chief Investment Officer; Christine Denis, Portfolio Manager; & Eben Sutton, Chief Accountant

Contents

King County Investment Pool Reports

- Portfolio Sector Holdings & Policy Compliance Report - *Page 2*
- Recent Pool Distribution Rates & Monthly Average Pool Balance Comparison - *Page 3*
- King County Investment Pool Yield & Duration versus Custom Benchmark - *Page 4*
- King County Investment Pool Maturity Distribution - *Page 5*
- Interest Rate Summary - *Page 6*
- Monthly Transaction Report - *Page 7*
- King County Investment Pool Security Holdings - *Page 8*
- Pool-Plus Program Security Holdings by Fund - *Page 11*

Interfund Borrowing Reports

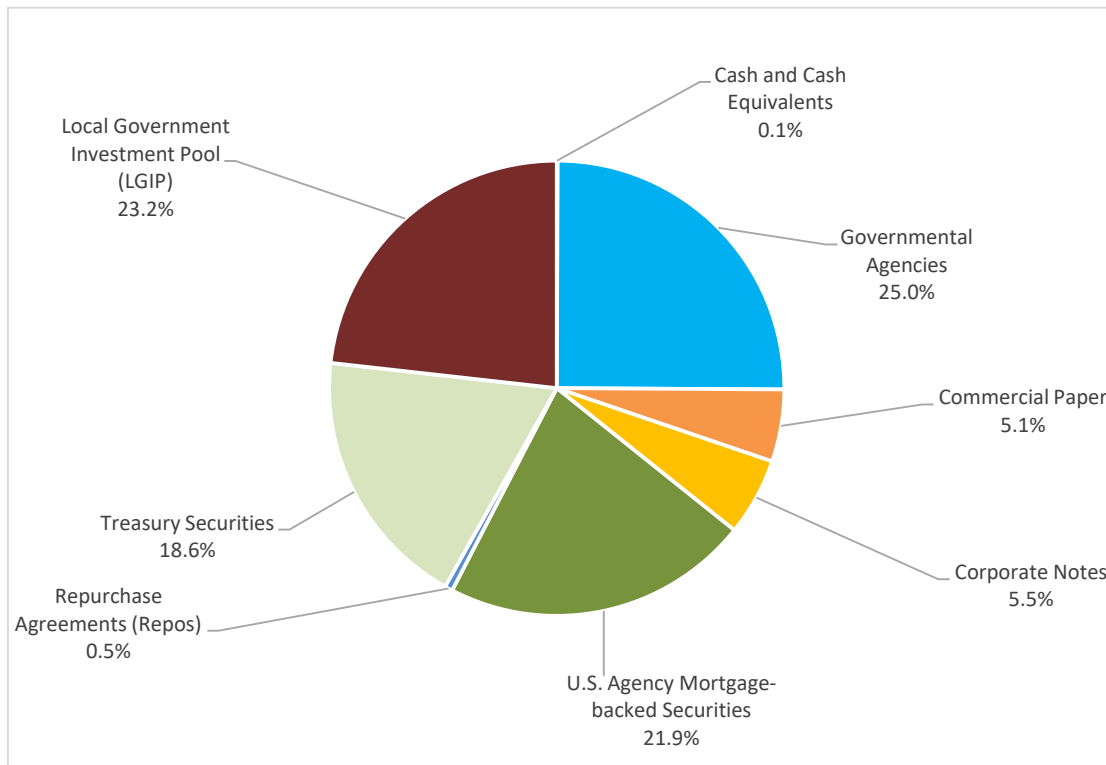
- Interfund Borrowing by King County Funds by Tier - *Page 13*
- Interfund Borrowing by District & Non-County Funds - *Page 14*
- EFC Approved Automated Interfund Borrowings - *Page 17*
- EFC Approved Direct Interfund Borrowings - *Page 18*



KCIP Portfolio Sector Holdings & Policy Compliance

8/31/2024

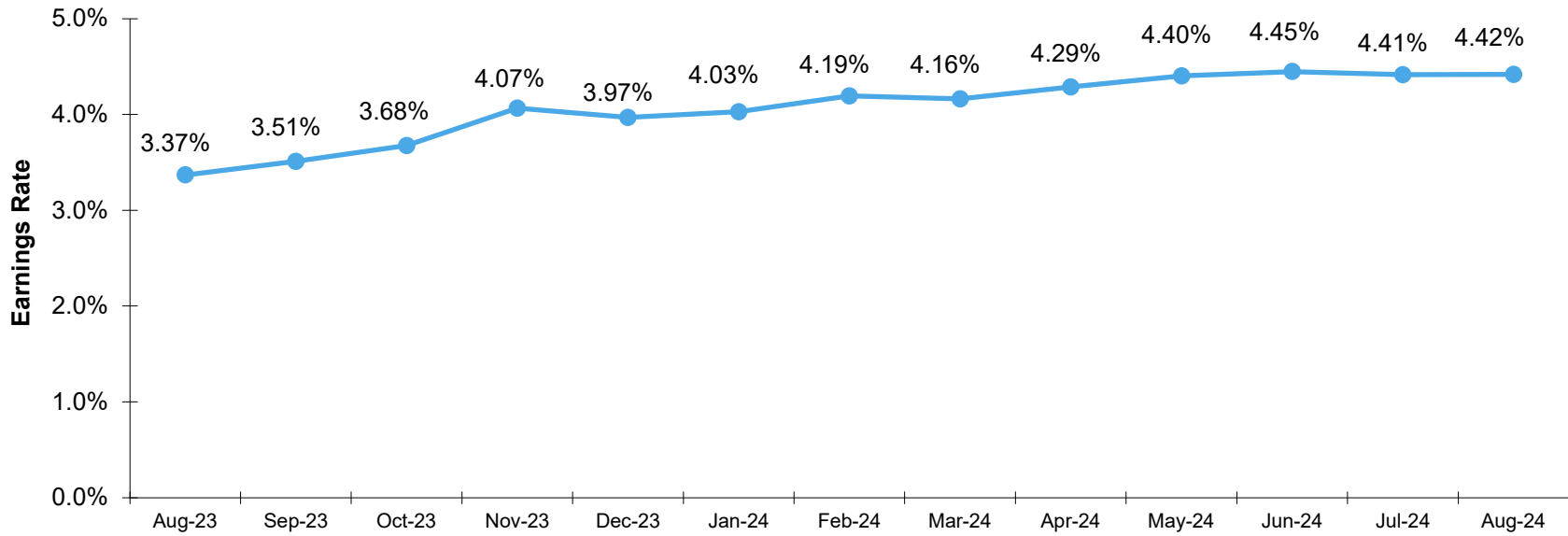
Security Types	Book Value (in thousands)	% of Portfolio	Sector Policy Limit %	Issuer Policy Limit %	Credit Policy Limit %
Cash and Cash Equivalents	6,306	0.1%	✓	✓	✓
Governmental Agencies	\$2,486,292	25.0%	✓	✓	✓
Commercial Paper	509,095	5.1%	✓	✓	✓
Corporate Notes	548,992	5.5%	✓	✓	✓
U.S. Agency Mortgage-backed Securities	2,173,002	21.9%	✓	✓	✓
Repurchase Agreements (Repos)	54,000	0.5%	✓	✓	✓
Treasury Securities	1,850,467	18.6%	✓	✓	✓
Local Government Investment Pool (LGIP)	2,306,736	23.2%	✓	✓	✓
Total	9,934,890	100%			



Additional Portfolio Level Requirements	Actual	Within Policy Limit
Effective Duration Less Than 1.5 Years	1.09 yrs	✓
Maximum Duration of Corporate Notes ≤ 3 years	1.67 yrs	✓
Corporate Exposure Not Greater Than 50%	10.7%	✓
Combined Corporates Notes & Commercial Paper ≤ 25%	10.7%	✓
40% of Portfolio Book Value Maturing in 12 Months or Less	52.5%	✓
Non-Allowable Securities	0.0%	✓

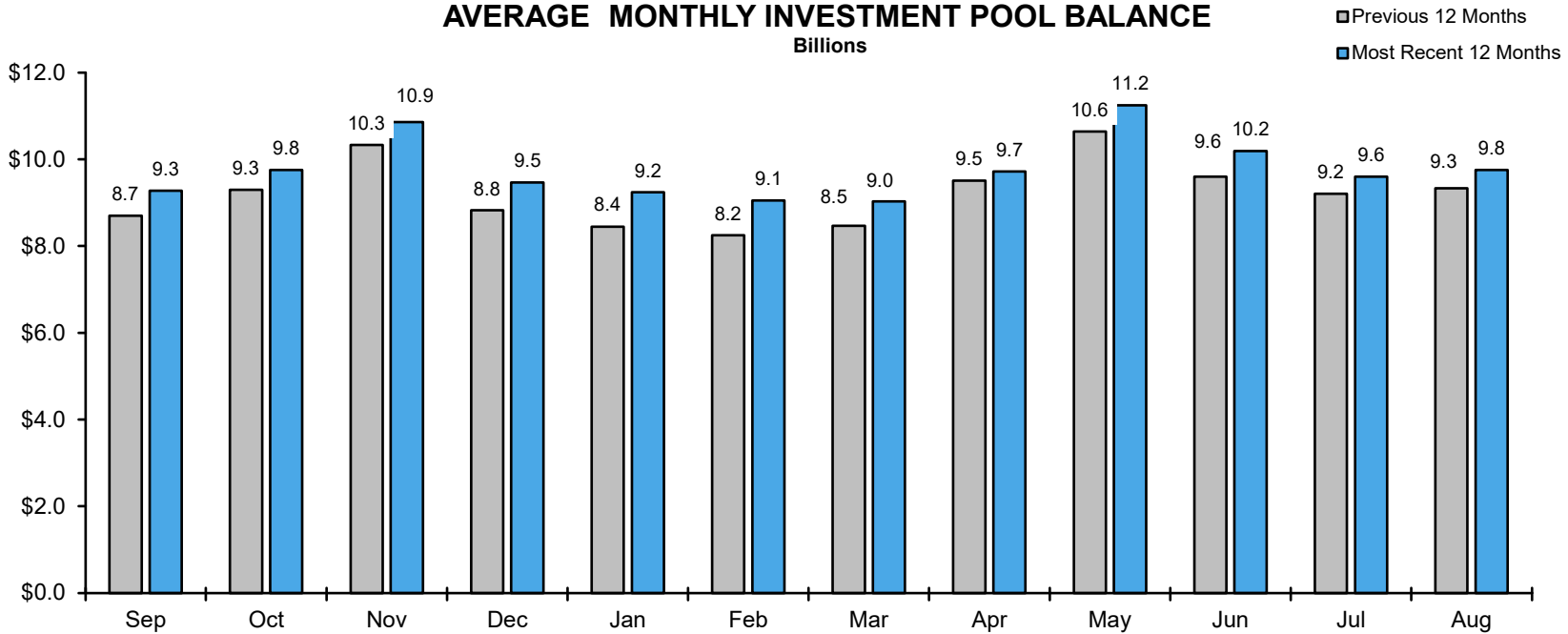
KING COUNTY INVESTMENT POOL

EARNINGS DISTRIBUTION RATE

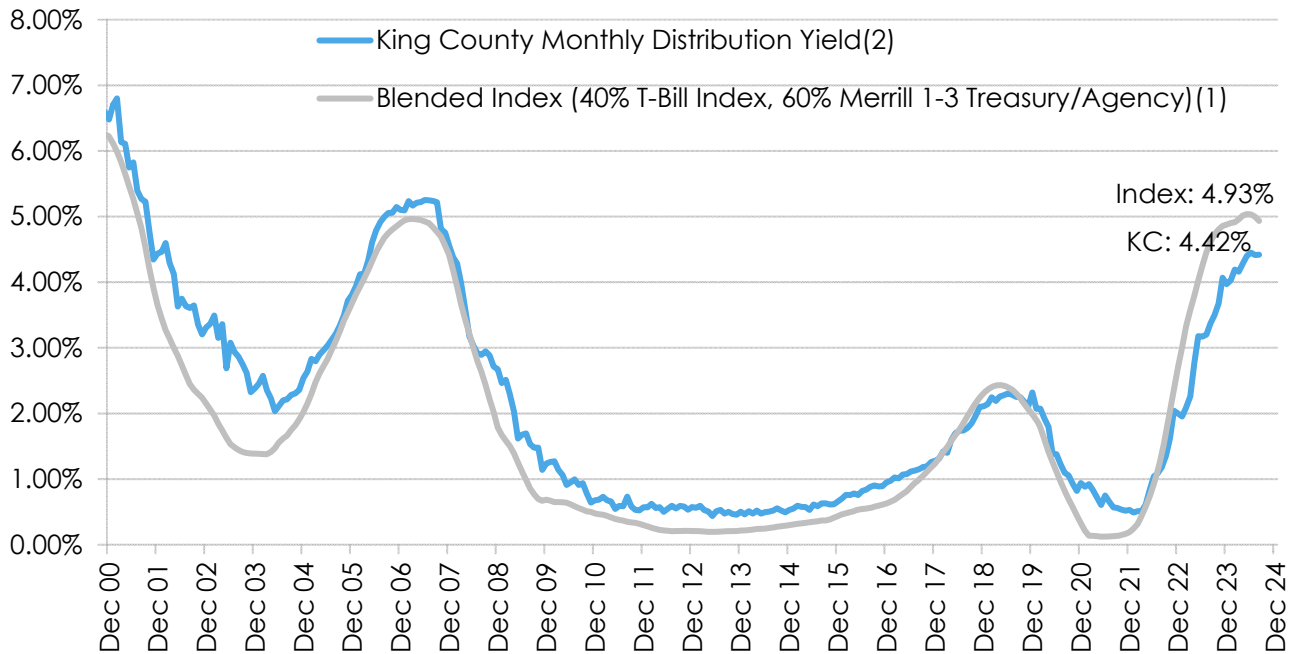


AVERAGE MONTHLY INVESTMENT POOL BALANCE

Billions

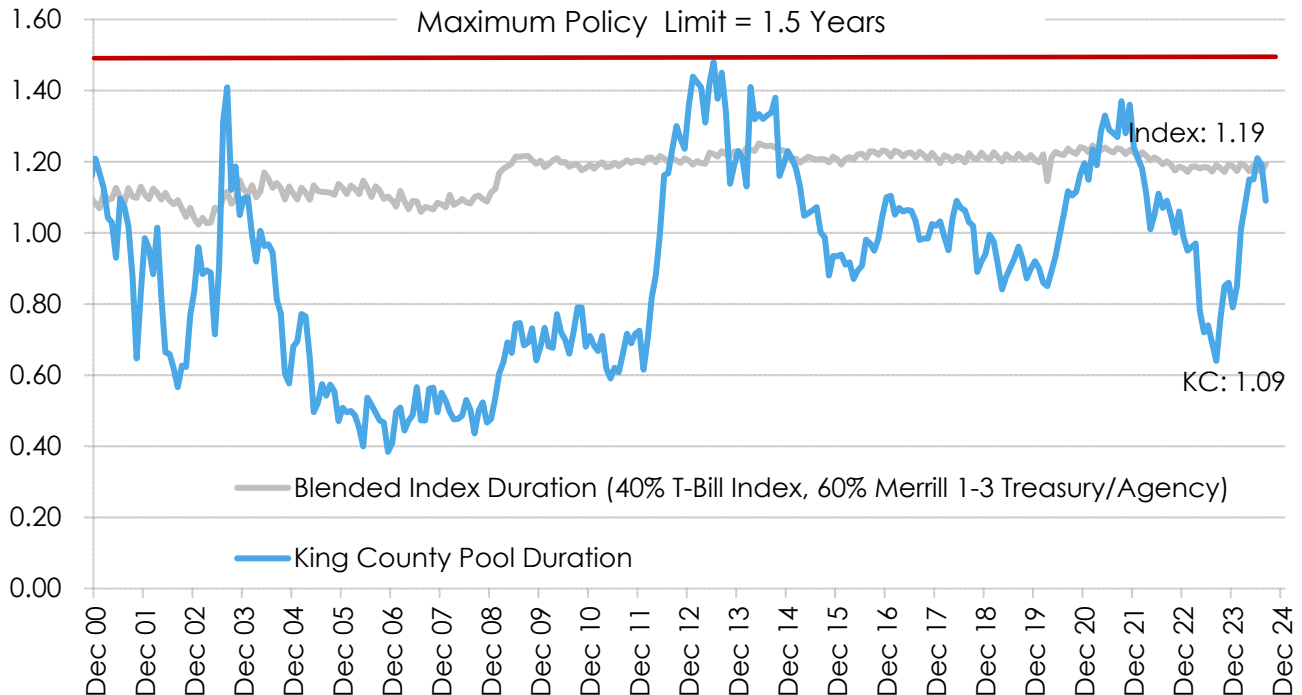


King County Monthly Distribution Yield Versus Custom Index⁽¹⁾



(1) Does not include any negative distributions from the impaired pool

King County Monthly Duration Versus Custom Index

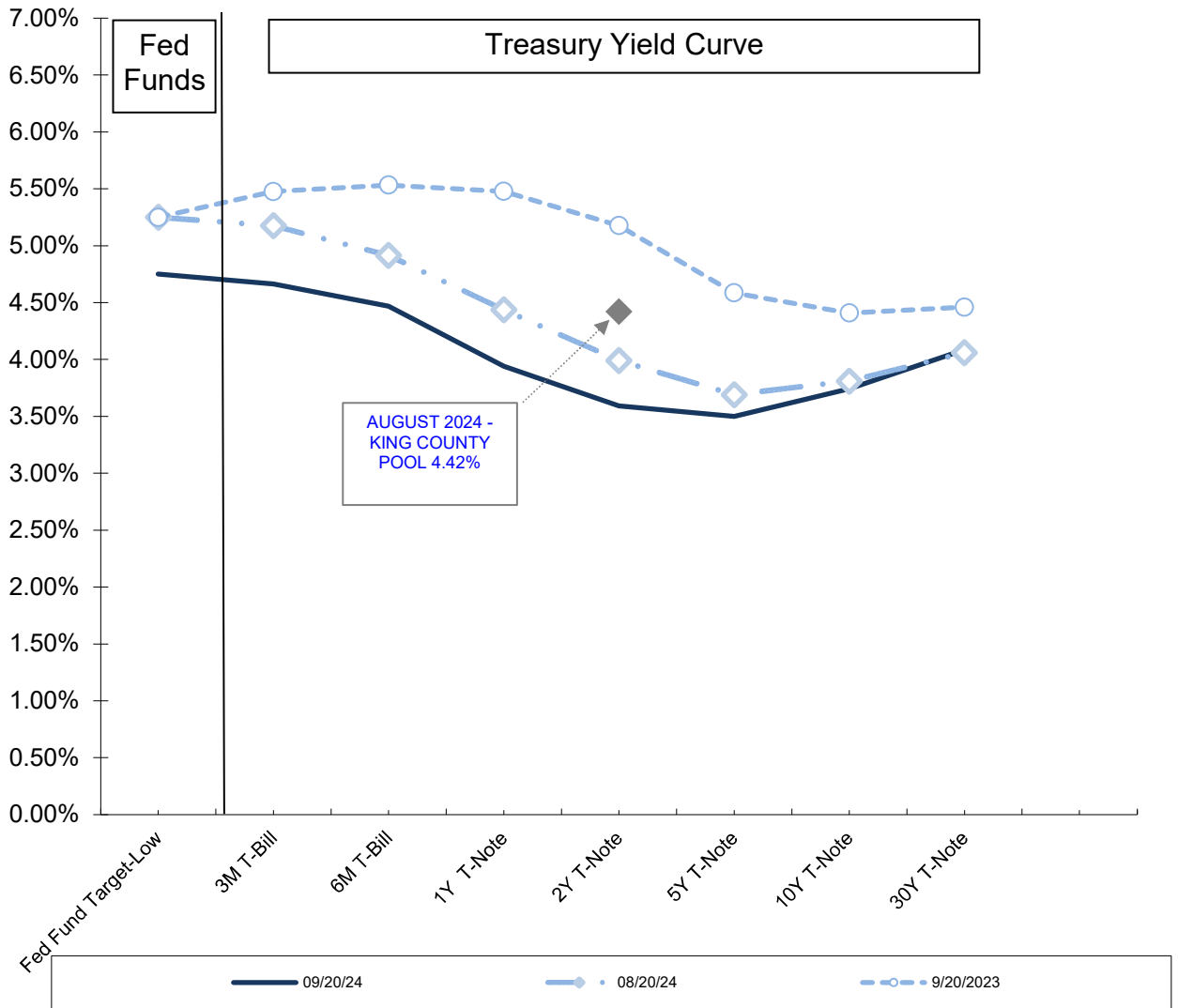


KING COUNTY INVESTMENT POOL

MATURITY DISTRIBUTION
AS OF 08/31/2024

<u>CALL/MATURITY</u>	<u>DATE RANGE</u>	<u># OF INV</u>	<u>BOOK VALUE</u>	<u>%</u>	<u>CUM %</u>
0 TO 1 MONTHS	09/01/24 - 09/30/24	13	2,794,329,142.06	28.1%	28.1%
1 TO 3 MONTHS	10/01/24 - 11/30/24	6	665,073,566	6.7%	34.8%
3 TO 6 MONTHS	12/01/24 - 02/28/25	12	851,199,188	8.6%	43.4%
6 TO 12 MONTHS	03/01/25 - 08/31/25	14	909,567,544	9.2%	52.5%
12 TO 24 MONTHS	09/01/25 - 08/31/26	16	653,144,779	6.6%	59.1%
24 TO 36 MONTHS	09/01/26 - 08/31/27	10	449,935,082	4.5%	63.6%
36 TO ** MONTHS	09/01/27 -	60	3,611,640,851	36.4%	100.0%
GRAND TOTALS		131	\$9,934,890,153		

INTEREST RATE SUMMARY



	09/20/24	08/20/24	9/20/2023
Fed Fund Target-Low	4.75%	5.25%	5.25%
3M T-Bill	4.66%	5.18%	5.48%
6M T-Bill	4.47%	4.91%	5.53%
1Y T-Note	3.94%	4.44%	5.48%
2Y T-Note	3.59%	3.99%	5.18%
5Y T-Note	3.50%	3.69%	4.59%
10Y T-Note	3.74%	3.81%	4.41%
30Y T-Note	4.09%	4.06%	4.46%

Security Transactions

For the Period: 08/01/2024 to 08/30/2024

Security ID	Security Description	Trade Date	Settle Date	Quantity	Price	Cost Proceeds	Accrued Interest	Total Amount
Tran Type: BUY								
FUN002918	LGIP	08/01/2024	08/01/2024	7,666,414.45	100.00000	7,666,414.45	0.00	7,666,414.45
FUN002918	LGIP	08/08/2024	08/08/2024	125,000,000.00	100.00000	125,000,000.00	0.00	125,000,000.00
06368LNT9	BMO 5.3% 05 JUN 2026	08/14/2024	08/15/2024	21,000,000.00	101.27600	21,267,960.00	216,416.67	21,484,376.67
FUN002918	LGIP	08/15/2024	08/15/2024	75,000,000.00	100.00000	75,000,000.00	0.00	75,000,000.00
459058LK7	IBRD 4.0% 27 AUG 2026	08/20/2024	08/27/2024	100,000,000.00	99.88400	99,884,000.00	0.00	99,884,000.00
FUN002918	LGIP	08/30/2024	08/30/2024	350,000,000.00	100.00000	350,000,000.00	0.00	350,000,000.00
Total for Tran Type: BUY				678,666,414.45		678,818,374.45	216,416.67	679,034,791.12
Tran Type: SELL								
FUN002918	LGIP	08/05/2024	08/05/2024	(25,000,000.00)	100.00000	(25,000,000.00)	0.00	(25,000,000.00)
FUN002918	LGIP	08/27/2024	08/27/2024	(200,000,000.00)	100.00000	(200,000,000.00)	0.00	(200,000,000.00)
FUN002918	LGIP	08/29/2024	08/29/2024	(30,000,000.00)	100.00000	(30,000,000.00)	0.00	(30,000,000.00)
Total for Tran Type: SELL				(255,000,000.00)		(255,000,000.00)	0.00	(255,000,000.00)

Investment Inventory

Accounting Period: 08/31/2024

Lot Basis: LOCAL Accounting Basis: GAAP

Security ID	Lot Id	Issuer	Coupon Rate	Purchase Date	Maturity Date	FAS Level	Quantity	Original Face	Book Value	Book Price	Market Value	UnRealized G/L	Accrued Interest	Book Yield
Account: KING - KING COUNTY														
Portfolio: 000006210 - KCIP - 000006210														
3133EL5S9	202222000001376	Federal Farm Credit Banks	0.48000	09/03/2020	09/03/2024	2	50,000,000.00	50,000,000.00	50,000,000.00	100.00	50,000,000.00	0.00	118,666.67	0.4800
FUN006257	202424300003582	Bank of Montreal	5.26000	08/30/2024	09/03/2024	3	54,000,000.00	54,000,000.00	54,000,000.00	100.00	54,000,000.00	0.00	15,780.00	5.2600
POOL06	202312100002126	WASHINGTON STATE	5.41000	05/01/2023	09/03/2024	3	2,306,735,663.20	2,306,735,663.20	2,306,735,663.20	100.00	2,306,735,663.20	0.00	10,618,567.85	5.4100
037833DM9	202229300001682	Apple Inc	1.80000	10/20/2022	09/11/2024	1	12,769,000.00	12,769,000.00	12,759,440.63	99.93	12,758,529.42	-911.21	108,536.50	4.6459
037833DM9	202322000002371	Apple Inc	1.80000	10/20/2022	09/11/2024	1	12,976,000.00	12,976,000.00	12,963,613.99	99.90	12,965,359.68	1,745.69	110,296.00	5.3891
91282CCX7	202222000001415	United States of America	0.37500	09/30/2021	09/15/2024	1	100,000,000.00	100,000,000.00	99,993,929.23	99.99	99,839,000.00	-154,929.23	173,233.70	0.5356
4581X0DZ8	202222000001413	Inter-American Development Bank	0.50000	09/23/2021	09/23/2024	1	100,000,000.00	100,000,000.00	99,998,491.92	100.00	99,732,000.00	-266,491.92	219,444.44	0.5249
06417JJR4	202408700003052	Bank of Nova Scotia/The	0.00000	03/27/2024	09/25/2024	3	70,000,000.00	70,000,000.00	69,754,533.35	99.65	69,775,300.00	20,766.65	0.00	5.4037
06417JJS2	202408700003053	Bank of Nova Scotia/The	0.00000	03/27/2024	09/26/2024	3	50,000,000.00	50,000,000.00	49,817,361.13	99.63	49,832,500.00	15,138.87	0.00	5.4045
045167FG3	202222000001421	Asian Development Bank	0.62500	10/14/2021	10/08/2024	1	75,000,000.00	75,000,000.00	74,996,358.49	100.00	74,661,750.00	-334,608.49	186,197.92	0.6728
3133EMCN0	202222000001382	Federal Farm Credit Banks	0.40000	10/16/2020	10/15/2024	2	43,875,000.00	43,875,000.00	43,872,321.83	99.99	43,603,852.50	-268,469.33	66,300.00	0.4505
3133ENZ94	202232200001757	Federal Farm Credit Banks	4.50000	11/18/2022	11/18/2024	2	100,000,000.00	100,000,000.00	99,988,658.36	99.99	99,875,000.00	-113,658.36	1,287,500.00	4.5561
13608ALL8	202411000003148	Canadian Imperial Bank of Commerce	0.00000	04/19/2024	11/20/2024	3	150,000,000.00	150,000,000.00	148,236,666.41	98.82	148,339,500.00	102,833.59	0.00	5.4626
313384Q36	202411500003159	Federal Home Loan Bank Discount Notes	0.00000	04/24/2024	11/20/2024	2	200,000,000.00	200,000,000.00	197,737,777.53	98.87	197,746,000.00	8,222.47	0.00	5.2458
912828YV6	202222000001405	United States of America	1.50000	04/27/2021	11/30/2024	1	100,000,000.00	100,000,000.00	100,241,782.90	100.24	99,172,000.00	-1,069,782.90	381,147.54	0.5081
06369LM28	202409200003064	Bank of Montreal	0.00000	04/01/2024	12/02/2024	3	120,000,000.00	120,000,000.00	118,414,533.33	98.68	118,467,600.00	53,066.67	0.00	5.3585
78015CML3	202408700003054	Royal Bank of Canada/New York NY	0.00000	03/27/2024	12/20/2024	3	75,000,000.00	75,000,000.00	73,828,958.36	98.44	73,872,750.00	43,791.64	0.00	5.3121
06369LNA9	202410900003145	Bank of Montreal	0.00000	04/18/2024	01/10/2025	3	50,000,000.00	50,000,000.00	49,042,972.14	98.09	49,125,500.00	82,527.86	0.00	5.4735
459058HT3	202222000001411	International Bank for Reconstruction & Development	1.62500	09/20/2021	01/15/2025	1	25,000,000.00	25,000,000.00	25,097,201.70	100.39	24,695,250.00	-401,951.70	51,941.67	0.5710
459058HT3	202222000001412	International Bank for Reconstruction & Development	1.62500	09/20/2021	01/15/2025	1	18,371,000.00	18,371,000.00	18,442,489.56	100.39	18,147,057.51	-295,432.05	38,168.81	0.5701
459058HT3	202222000001429	International Bank for Reconstruction & Development	1.62500	09/20/2021	01/15/2025	1	34,800,000.00	34,800,000.00	34,900,924.45	100.29	34,375,788.00	-525,136.45	72,302.80	0.8350
91282CDS7	202222000001459	United States of America	1.12500	04/22/2022	01/15/2025	1	100,000,000.00	100,000,000.00	99,370,370.39	99.37	98,647,000.00	-723,370.39	146,739.13	2.8997
3136G46J7	202222000001384	Federal National Mortgage Association	0.45000	10/28/2020	01/28/2025	2	100,000,000.00	100,000,000.00	100,000,000.00	100.00	98,110,000.00	-1,890,000.00	41,250.00	0.4500
912828J27	202222000001408	United States of America	2.00000	07/27/2021	02/15/2025	1	37,500,000.00	37,500,000.00	37,757,434.73	100.69	37,026,000.00	-731,434.73	34,646.74	0.4822
91282CDZ1	202222000001483	United States of America	1.50000	06/15/2022	02/15/2025	1	100,000,000.00	100,000,000.00	99,089,659.65	99.09	98,502,000.00	-587,659.65	69,293.48	3.6105
3130AV7L0	202306200001984	Federal Home Loan Banks	5.00000	03/03/2023	02/28/2025	2	95,000,000.00	95,000,000.00	94,968,999.48	99.97	95,056,050.00	87,050.52	39,583.33	5.0711
912828ZC7	202222000001399	United States of America	1.12500	04/22/2021	02/28/2025	1	100,000,000.00	100,000,000.00	100,285,644.53	100.29	98,231,000.00	-2,054,644.53	3,107.73	0.5390
4581X0DK1	202222000001410	Inter-American Development Bank	1.75000	09/20/2021	03/14/2025	1	53,825,000.00	53,825,000.00	54,145,343.77	100.60	52,965,953.00	-1,179,390.77	436,954.34	0.6225
91282CED9	202222000001477	United States of America	1.75000	06/02/2022	03/15/2025	1	100,000,000.00	100,000,000.00	99,441,131.92	99.44	98,478,000.00	-963,131.92	808,423.91	2.8441
912828ZF0	202222000001393	United States of America	0.50000	02/26/2021	03/31/2025	1	100,000,000.00	100,000,000.00	99,950,899.96	99.95	97,639,000.00	-2,311,899.96	210,382.51	0.5862
4581X0DL9	202229400001687	Inter-American Development Bank	0.87500	10/21/2022	04/03/2025	1	29,158,000.00	29,158,000.00	28,554,389.61	97.93	28,518,273.48	-36,116.13	104,887.81	4.6397
4581X0DL9	202229400001688	Inter-American Development Bank	0.87500	10/21/2022	04/03/2025	1	78,457,000.00	78,457,000.00	76,816,450.13	97.91	76,735,653.42	-80,796.71	282,227.26	4.6799
3133EMBK7	202222000001385	Federal Farm Credit Banks	0.45000	10/28/2020	04/07/2025	2	101,000,000.00	101,000,000.00	100,972,775.59	99.97	98,525,500.00	-2,447,275.59	181,800.00	0.4956
037833DT4	202230100001706	Apple Inc	1.12500	10/28/2022	05/11/2025	1	15,000,000.00	15,000,000.00	14,657,465.52	97.72	14,639,250.00	-18,215.52	51,562.50	4.6561
91282CEQ0	202222000001512	United States of America	2.75000	08/05/2022	05/15/2025	1	100,000,000.00	100,000,000.00	99,707,100.64	99.71	98,719,000.00	-988,100.64	814,538.04	3.1861
3130AWER7	202316300002228	Federal Home Loan Banks	4.62500	06/12/2023	06/06/2025	2	41,000,000.00	41,000,000.00	40,986,916.65	99.97	41,015,990.00	29,073.35	447,725.69	4.6698
91282CEU1	202224200001562	United States of America	2.87500	08/30/2022	06/15/2025	1	100,000,000.00	100,000,000.00	99,524,084.80	99.52	98,711,000.00	-813,084.80	612,704.92	3.5140
4581X0DN5	202222000001403	Inter-American Development Bank	0.62500	04/26/2021	07/15/2025	1	100,000,000.00	100,000,000.00	99,931,975.20	99.93	96,727,000.00	-3,204,975.20	79,861.11	0.7045
94988J6B8	202326900002486	Wells Fargo Bank NA	5.55000	09/26/2023	08/01/2025	1	20,000,000.00	20,000,000.00	19,985,524.08	99.93	20,143,000.00	157,475.92	92,500.00	5.6310
94988J6B8	202327500002504	Wells Fargo Bank NA	5.55000	09/26/2023	08/01/2025	1	50,000,000.00	50,000,000.00	49,924,333.30	99.85	50,357,500.00	433,166.70	231,250.00	5.7229
06428CAC8	202327500002505	Bank of America NA	5.65000	10/02/2023	08/18/2025	1	25,000,000.00	25,000,000.00	24,969,153.28	99.88	25,200,000.00	230,846.72	51,006.94	5.7831
06368LWT9	202326800002477	Bank of Montreal	5.92000	09/25/2023	09/25/2025	1	50,000,000.00	50,000,000.00	50,000,000.00	100.00	50,624,000.00	624,000.00	1,282,666.67	5.9200
29874QEM2	202222000001391	European Bank for Reconstruction & Development	0.50000	01/28/2021	01/28/2026	1	25,000,000.00	25,000,000.00	24,978,869.17	99.92	23,738,250.00	-1,240,619.17	11,458.33	0.5609
037833EB2	202222000001392	Apple Inc	0.70000	02/08/2021	02/08/2026	1	7,000,000.00	7,000,000.00	6,995,469.96	99.94	6,660,640.00	-334,829.96	3,130.56	0.7459
91282CGL9	202305900001968	United States of America	4.00000	02/28/2023	02/15/2026	1	150,000,000.00	150,000,000.00	148,952,302.63	99.30	149,754,000.00	801,697.37	277,173.91	4.5236
037833BY5	202305800001963	Apple Inc	3.25000	02/27/2023	02/23/2026	1	15,000,000.00	15,000,000.00	14,688,602.93	97.92	14,794,650.00	106,047.07	10,833.33	4.7729
194162AQ6	202306000001974	Colgate-Palmolive Co	4.80000	03/01/2023	03/02/2026	1	20,000,000.00	20,000,000.00	19,988,412.14	99.94	20,177,000.00	188,587.86	477,333.33	4.8420
045167FC2	202222000001395	Asian Development Bank	1.00000	04/14/2021	04/14/2026	1	50,000,000.00	50,000,000.00	49,990,617.16	99.98	47,564,500.00	-2,426,117.16	190,277.78	1.0119
4581X0DV7	202222000001396	Inter-American Development Bank	0.87500	04/20/2021	04/20/2026	1	50,000,000.00	50,000,000.00	49,925,210.65	99.85	47,445,000.00	-2,480,210.65	159,201.39	0.9691
06368LNT9	202422800003530	Bank of Montreal	5.30000	08/15/2024	06/05/2026	1	21,000,000.00	21,000,000.00	21,261,364.06	101.24	21,286,650.00	25,285.94	265,883.33	4.5517

Investment Inventory

Accounting Period: 08/31/2024

Lot Basis: LOCAL Accounting Basis: GAAP

Security ID	Lot Id	Issuer	Coupon Rate	Purchase Date	Maturity Date	FAS Level	Quantity	Original Face	Book Value	Book Price	Market Value	UnRealized G/L	Accrued Interest	Book Yield
94988J6D4	202326500002474	Wells Fargo Bank NA	5.45000	09/22/2023	08/07/2026	1	60,000,000.00	60,000,000.00	59,783,864.38	99.64	61,107,000.00	1,323,135.62	218,000.00	5.6521
94988J6D4	202326800002478	Wells Fargo Bank NA	5.45000	09/22/2023	08/07/2026	1	45,000,000.00	45,000,000.00	44,810,137.26	99.58	45,830,250.00	1,020,112.74	163,500.00	5.6871
594918BR4	202222000001480	Microsoft Corp	2.40000	06/06/2022	08/08/2026	1	7,030,000.00	7,030,000.00	6,944,268.01	98.78	6,812,070.00	-132,198.01	10,779.33	3.0760
06428CAA2	202326800002479	Bank of America NA	5.52600	09/25/2023	08/18/2026	1	10,000,000.00	10,000,000.00	9,968,838.88	99.69	10,227,000.00	258,161.12	19,955.00	5.6981
06428CAA2	202326800002480	Bank of America NA	5.52600	09/25/2023	08/18/2026	1	25,000,000.00	25,000,000.00	24,925,653.65	99.70	25,567,500.00	641,846.35	49,887.50	5.6901
06428CAA2	202326800002481	Bank of America NA	5.52600	09/25/2023	08/18/2026	1	20,107,000.00	20,107,000.00	20,046,523.70	99.70	20,563,428.90	516,905.20	40,123.52	5.6920
459058LK7	202424000003574	International Bank for Reconstruction & Development	4.00000	08/27/2024	08/27/2026	1	100,000,000.00	100,000,000.00	99,884,644.44	99.88	100,013,000.00	128,355.56	44,444.44	4.0610
91282CHY0	202330400002598	United States of America	4.62500	10/31/2023	09/15/2026	1	100,000,000.00	100,000,000.00	99,485,178.92	99.49	101,340,000.00	1,854,821.08	2,136,548.91	4.8990
045167GA5	202410600003110	Asian Development Bank	4.12500	04/15/2024	01/12/2027	1	50,000,000.00	50,000,000.00	49,192,541.56	98.39	50,252,000.00	1,059,458.44	280,729.17	4.8605
045167GA5	202411600003162	Asian Development Bank	4.12500	04/15/2024	01/12/2027	1	50,000,000.00	50,000,000.00	49,167,727.24	98.34	50,252,000.00	1,084,272.76	280,729.17	4.8830
045167GA5	202412000003170	Asian Development Bank	4.12500	04/15/2024	01/12/2027	1	23,000,000.00	23,000,000.00	22,569,313.55	98.13	23,115,920.00	546,606.45	129,135.42	4.9790
78016HZZ0	202401900002832	Royal Bank of Canada	4.87500	01/19/2024	01/19/2027	1	50,000,000.00	50,000,000.00	49,990,069.43	99.98	50,583,500.00	593,430.57	284,375.00	4.8841
04517PBX9	202411600003164	Asian Development Bank	4.18000	04/25/2024	01/29/2027	1	45,000,000.00	45,000,000.00	44,289,139.42	98.42	45,271,350.00	982,210.58	167,200.00	4.8859
037833CR9	202305800001962	Apple Inc	3.20000	02/27/2023	05/11/2027	1	20,443,000.00	20,443,000.00	19,750,915.83	96.61	20,029,233.68	278,317.85	199,887.11	4.5949
037833CR9	202326900002487	Apple Inc	3.20000	02/27/2023	05/11/2027	1	16,877,000.00	16,877,000.00	16,139,542.06	95.63	16,535,409.52	395,867.46	165,019.56	4.9929
91282CET4	202329700002579	United States of America	2.62500	10/24/2023	05/31/2027	1	100,000,000.00	100,000,000.00	94,350,653.91	94.35	96,918,000.00	2,567,346.09	667,008.20	4.8945
13607L8C0	202418000003376	Canadian Imperial Bank of Commerce	5.23700	06/28/2024	06/28/2027	1	5,000,000.00	5,000,000.00	5,000,000.00	100.00	5,108,500.00	108,500.00	45,823.75	5.2370
91282CFZ9	202409300003072	United States of America	3.87500	04/02/2024	11/30/2027	1	150,000,000.00	150,000,000.00	147,455,313.99	98.30	150,387,000.00	2,931,686.01	1,476,946.72	4.4453
9128283W8	202329000002547	United States of America	2.75000	10/17/2023	02/15/2028	1	100,000,000.00	100,000,000.00	93,434,354.03	93.43	96,648,000.00	3,213,645.97	127,038.04	4.8781
29874QEX8	202416600003324	European Bank for Reconstruction & Development	4.37500	03/09/2023	03/09/2028	1	60,000,000.00	60,000,000.00	59,845,011.74	99.74	61,069,200.00	1,224,188.26	1,254,453.33	4.4547
29874QEX8	202306800001998	European Bank for Reconstruction & Development	4.37500	03/09/2023	03/09/2028	1	100,000,000.00	100,000,000.00	99,712,890.83	99.71	101,782,000.00	2,069,109.17	2,090,755.56	4.4670
45818WFL5	202411600003163	Inter-American Development Bank	4.70000	04/25/2024	07/18/2028	1	28,000,000.00	28,000,000.00	27,951,458.16	99.83	28,901,880.00	950,421.84	157,188.89	4.7514
459058KW2	202329200002564	International Bank for Reconstruction & Development	4.62500	10/11/2023	08/01/2028	1	75,000,000.00	75,000,000.00	74,063,990.43	98.75	77,223,000.00	3,159,009.57	289,125.00	4.9880
459058KW2	202328400002534	International Bank for Reconstruction & Development	4.62500	10/11/2023	08/01/2028	1	50,000,000.00	50,000,000.00	49,468,854.23	98.94	51,482,000.00	2,013,145.77	192,750.00	4.9340
037833EH9	202329200002563	Apple Inc	1.40000	10/19/2023	08/05/2028	1	50,000,000.00	50,000,000.00	43,439,047.34	86.88	45,420,000.00	1,980,952.66	50,555.56	5.2211
045167FZ1	202410600003109	Asian Development Bank	4.50000	10/11/2023	08/25/2028	1	75,000,000.00	75,000,000.00	74,309,781.11	99.08	76,914,000.00	2,604,218.89	56,250.00	4.7572
045167FZ1	202416900003354	Asian Development Bank	4.50000	10/11/2023	08/25/2028	1	50,000,000.00	50,000,000.00	50,220,615.39	100.44	51,276,000.00	1,055,384.61	37,500.00	4.3761
045167FZ1	202328400002535	Asian Development Bank	4.50000	10/11/2023	08/25/2028	1	50,000,000.00	50,000,000.00	49,221,238.82	98.44	51,276,000.00	2,054,761.18	37,500.00	4.9440
29874QFA7	202411700003167	European Bank for Reconstruction & Development	4.12500	04/26/2024	01/25/2029	1	100,000,000.00	100,000,000.00	97,521,582.21	97.52	101,163,000.00	3,641,417.79	412,600.00	4.7595
4581X0EN4	202409400003076	Inter-American Development Bank	4.12500	04/03/2024	02/15/2029	1	25,000,000.00	25,000,000.00	24,681,855.01	98.73	25,324,250.00	642,394.99	45,833.33	4.4441
4581X0EN4	202416900003353	Inter-American Development Bank	4.12500	04/03/2024	02/15/2029	1	50,000,000.00	50,000,000.00	49,590,396.91	99.18	50,648,500.00	1,058,103.09	91,666.67	4.3286
91282CKD2	202407500003001	United States of America	4.25000	03/15/2024	02/28/2029	1	100,000,000.00	100,000,000.00	99,826,561.41	99.83	102,117,000.00	2,290,438.59	11,740.33	4.2940
91282CKD2	202407500003002	United States of America	4.25000	03/15/2024	02/28/2029	1	50,000,000.00	50,000,000.00	49,842,489.38	99.68	51,058,500.00	1,216,010.62	5,870.17	4.3294
045167GD9	202410600003111	Asian Development Bank	4.37500	04/15/2024	03/06/2029	1	100,000,000.00	100,000,000.00	98,772,714.36	98.77	102,272,000.00	3,499,285.64	2,126,736.11	4.6814
45950KDH0	202418400003387	International Finance Corp	4.25000	07/02/2024	07/02/2029	1	100,000,000.00	100,000,000.00	99,522,457.52	99.52	101,910,000.00	2,387,542.48	696,527.78	4.3610
91282CLC3	202421300003480	United States of America	4.00000	07/31/2024	07/31/2029	1	150,000,000.00	150,000,000.00	149,758,219.69	99.84	151,770,000.00	2,011,780.31	521,739.13	4.0366
31393AVD6	202222000001326	Federal National Mortgage Association	5.00000	04/11/2003	03/25/2032	2	83,255.32	47,165,608.00	84,082.12	100.99	82,276.24	-1,805.88	346.90	4.6342
38384EMV4	202327200002497	Government National Mortgage Association	6.00000	09/29/2023	10/20/2032	2	17,295,369.33	18,761,661.00	17,397,226.71	100.59	17,992,026.81	594,800.10	86,476.85	5.7086
3137HARB4	202329600002572	Federal Home Loan Mortgage Corp	6.00000	10/23/2023	12/25/2032	2	40,617,001.92	44,000,000.00	40,272,100.08	99.15	42,034,129.12	1,762,029.04	203,085.01	6.1562
31393BHP3	202222000001327	Federal National Mortgage Association	4.50000	05/30/2003	05/25/2033	2	295,830.50	50,000,000.00	298,056.20	100.75	291,606.04	-6,450.16	1,109.36	4.2558
31393BHU2	202222000001329	Federal National Mortgage Association	4.50000	05/30/2003	05/25/2033	2	280,791.45	45,000,000.00	282,904.24	100.75	276,711.55	-6,192.69	1,052.97	4.2558
31393BHY4	202222000001328	Federal National Mortgage Association	4.50000	05/30/2003	05/25/2033	2	273,627.96	35,677,000.00	275,699.03	100.76	267,350.93	-8,348.10	1,026.10	4.2558
38384DYF8	202330300002594	Government National Mortgage Association	5.00000	10/30/2023	07/20/2037	2	40,137,545.50	45,513,403.00	38,866,047.63	96.83	40,660,537.71	1,794,490.08	167,239.77	5.6907
38383XGH1	202320200002318	Government National Mortgage Association	5.00000	07/21/2023	04/20/2040	2	36,083,142.12	43,655,678.00	35,887,158.64	99.46	35,803,497.77	-83,660.87	150,346.43	5.0441
38383VBQ0	202326400002469	Government National Mortgage Association	4.25000	09/21/2023	12/20/2040	2	42,014,460.25	51,251,426.00	40,463,549.59	96.31	41,508,606.15	1,045,056.56	148,801.21	4.9533
38384DUG0	202330300002593	Government National Mortgage Association	5.50000	10/30/2023	03/20/2041	2	63,813,495.88	73,613,000.00	61,991,744.42	97.15	65,962,734.42	3,970,990.00	292,478.52	6.0619
38384EZ24	202327200002499	Government National Mortgage Association	6.00000	09/29/2023	05/20/2042	2	15,335,226.44	19,698,000.00	15,310,748.35	99.84	15,634,723.41	323,975.06	76,676.13	5.9644
38383WPX8	202320500002322	Government National Mortgage Association	5.50000	07/24/2023	07/20/2042	2	30,640,729.24	35,972,060.00	31,010,357.93	101.21	31,285,716.59	275,358.66	140,436.68	5.3028
38384ENJ0	202327200002498	Government National Mortgage Association	6.00000	09/29/2023	03/20/2046	2	64,569,816.77	81,668,302.00	64,434,390.96	99.79	65,493,810.85	1,059,419.89	322,849.08	5.9783
38383UV72	202326500002473	Government National Mortgage Association	4.50000	09/22/2023	06/20/2046	2	36,025,719.61	44,928,993.00	34,979,078.75	97.09	35,770,297.26	791,218.51	135,096.45	5.0443
3137HCN57	202412100003173	Federal Home Loan Mortgage Corp	5.50000	04/30/2024	09/25/2046	2	60,008,891.33	61,200,000.00	59,713,361.90	99.51	61,063,847.64	1,350,485.7		

Investment Inventory

KING

Accounting Period: 08/31/2024

Lot Basis: LOCAL Accounting Basis: GAAP

Security ID	Lot Id	Issuer	Coupon Rate	Purchase Date	Maturity Date	FAS Level	Quantity(1)	Original Face(1)	Book Value(1)	Book Price	Market Value(1)	UnRealized G/L	Accrued Interest	Book Yield
38383UY87	202321200002341	Government National Mortgage Association	5.50000	07/31/2023	12/20/2046	2	36,586,584.50	50,876,589.00	36,515,733.57	99.81	36,802,445.35	286,711.78	167,688.51	5.4906
38384EMU6	202327200002496	Government National Mortgage Association	6.00000	09/29/2023	06/20/2047	2	51,412,743.39	62,054,000.00	51,412,743.39	100.00	52,478,529.56	1,065,786.17	257,063.72	5.9379
38384DJU2	202332400002670	Government National Mortgage Association	5.50000	11/20/2023	09/20/2047	2	42,095,978.31	47,544,904.00	41,612,519.04	98.85	42,401,174.15	788,655.11	192,939.90	5.6952
38383WSE7	202320600002329	Government National Mortgage Association	5.50000	07/25/2023	11/20/2047	2	31,123,247.88	47,144,724.00	31,004,885.62	99.62	31,138,498.27	133,612.65	142,648.22	5.5113
3136BQZ36	202406000002954	Federal National Mortgage Association	5.25000	02/29/2024	02/25/2048	2	97,405,696.00	100,000,000.00	97,241,818.03	99.83	98,296,958.12	1,055,140.09	426,149.92	5.2313
3137HBL85	202403100002864	Federal Home Loan Mortgage Corp	5.25000	01/31/2024	02/25/2048	2	96,673,945.00	100,000,000.00	96,614,999.21	99.94	97,529,509.41	914,510.20	422,948.51	4.9903
38384GDR8	202333400002686	Government National Mortgage Association	5.00000	11/30/2023	04/20/2048	2	29,278,674.97	32,231,000.00	28,728,981.84	98.12	29,030,391.81	301,409.97	121,994.48	5.1733
3137HCMW9	202412100003175	Federal Home Loan Mortgage Corp	5.50000	04/30/2024	04/25/2048	2	151,249,828.04	154,100,000.00	151,156,625.23	99.94	154,165,924.72	3,009,299.49	693,228.38	5.4678
38384DEP8	202330300002592	Government National Mortgage Association	6.00000	10/30/2023	06/20/2048	2	44,468,406.54	68,193,868.00	43,985,209.69	98.91	44,958,003.70	972,794.01	222,342.03	6.1666
38384DDV6	202330300002591	Government National Mortgage Association	6.00000	10/30/2023	10/20/2048	2	43,655,330.51	46,041,842.00	43,226,884.68	99.02	44,312,779.78	1,085,895.10	218,276.65	6.1435
38384ELX1	202329300002568	Government National Mortgage Association	6.00000	10/20/2023	04/20/2049	2	31,767,814.69	33,646,620.00	31,480,132.03	99.09	32,419,372.57	939,240.54	158,839.07	6.0648
3136BRLQ8	202408800003058	Federal National Mortgage Association	5.50000	03/28/2024	09/25/2049	2	103,404,824.61	107,000,000.00	103,241,983.88	99.84	105,420,184.64	2,178,200.76	473,938.78	5.4791
38384HXA1	202403000002855	Government National Mortgage Association	4.50000	01/30/2024	02/20/2050	2	41,583,195.77	43,220,619.00	40,827,436.16	98.18	41,145,324.71	317,888.55	155,936.98	4.6558
38384CE47	202326300002465	Government National Mortgage Association	5.50000	09/20/2023	06/20/2051	2	38,403,590.83	40,842,484.00	37,993,808.62	98.93	39,061,828.38	1,068,019.76	176,016.46	6.0629
3136BRAT4	202409900003095	Federal National Mortgage Association	5.50000	04/04/2024	06/25/2051	2	45,867,887.09	47,710,035.00	45,634,936.74	99.49	46,598,103.86	963,167.12	210,227.82	5.5653
38384GCV0	202333400002687	Government National Mortgage Association	5.50000	11/30/2023	07/20/2052	2	34,943,747.41	36,100,000.00	34,646,057.06	99.15	35,570,638.24	924,581.18	160,158.84	5.5549
3137HBVL5	202406000002953	Federal Home Loan Mortgage Corp	5.00000	02/29/2024	07/25/2052	2	100,656,330.08	104,255,000.00	99,667,723.51	99.02	100,491,253.70	823,530.19	419,401.38	5.0612
3136BRCQ8	202408500003047	Federal National Mortgage Association	5.50000	03/25/2024	08/25/2052	2	77,155,568.61	79,608,863.00	77,013,113.17	99.82	78,572,144.85	1,559,031.68	353,629.69	5.4832
3136BRBL0	202406000002952	Federal National Mortgage Association	5.50000	02/29/2024	10/25/2052	2	176,528,283.09	183,567,000.00	176,176,050.89	99.80	179,497,488.81	3,321,437.92	809,087.96	5.4847
38384JAG9	202406000002955	Government National Mortgage Association	5.00000	02/29/2024	01/20/2053	2	64,126,284.79	66,378,000.00	63,456,887.18	98.96	64,131,414.89	674,527.71	267,192.85	5.0725
38384JJU9	202406000002951	Government National Mortgage Association	5.00000	02/29/2024	01/20/2053	2	85,625,418.49	87,714,000.00	85,086,496.72	99.37	86,337,821.97	1,251,325.25	356,772.58	5.0341
3136BQ6U8	202407900003034	Federal National Mortgage Association	5.50000	03/19/2024	03/25/2053	2	87,731,637.87	90,581,000.00	87,515,718.04	99.75	89,372,219.50	1,856,501.46	402,103.34	5.4331
38384HE95	202403000002857	Government National Mortgage Association	5.00000	01/30/2024	05/20/2053	2	66,611,351.49	68,305,000.00	66,175,323.27	99.35	66,878,463.01	703,139.74	277,547.30	5.0362
38384HXY9	202403000002854	Government National Mortgage Association	5.00000	01/30/2024	12/20/2053	2	40,945,849.69	42,128,000.00	40,770,230.64	99.57	41,004,402.25	234,171.61	170,607.71	5.0153
38384HYB8	202403000002856	Government National Mortgage Association	5.00000	01/30/2024	12/20/2053	2	36,273,120.98	37,211,000.00	36,106,430.87	99.54	36,307,217.71	200,786.84	151,138.00	5.0181
3137HCQB1	202412100003174	Federal Home Loan Mortgage Corp	5.50000	04/30/2024	03/25/2054	2	84,766,899.87	86,783,000.00	84,442,783.03	99.62	86,741,120.97	2,298,337.94	388,514.96	5.5094
Total For: KCIP - 000006210			3.87758				9,960,740,807.29	10,334,266,342.20	9,896,584,043.90		9,966,671,839.72	70,087,795.83	45,250,866.92	4.4857
Portfolio: CASH - CASH - 000006210														
BAC	202222100001493	Bank of America	0.00000	07/29/2022	09/03/2024	3	91,875.50	91,875.50	91,875.50	100.00	91,875.50	0.00	0.00	0.0000
KEY	202222100001492	Key Bank	0.00000	07/29/2022	09/03/2024	3	346,345.06	346,345.06	346,345.06	100.00	346,345.06	0.00	0.00	0.0000
USBANK	202222100001494	US BANK OF WASHINGTON	0.00000	07/29/2022	09/03/2024	3	5,867,888.05	5,867,888.05	5,867,888.05	100.00	5,867,888.05	0.00	0.00	0.0000
Total For: CASH - 000006210			0.00000				6,306,108.61	6,306,108.61	6,306,108.61		6,306,108.61	0.00	0.00	0.0000
Grand Total:			3.87511				9,967,046,915.90	10,340,572,450.81	9,902,890,152.51		9,972,977,948.33	70,087,795.83	45,250,866.92	4.4828

(1) Need to add \$32 million T-note that matured on weekend back to totals to balance to general ledger.

Investment Inventory

Accounting Period: 08/31/2024

Lot Basis: LOCAL Accounting Basis: GAAP

Security ID	Lot Id	Issuer	Coupon Rate	Purchase Date	Maturity Date	FAS Level	Quantity	Original Face	Book Value	Book Price	Market Value	UnRealized G/L	Accrued Interest	Book Yield
Account: KING - KING COUNTY														
Portfolio: 000008921 - WTD REV BOND RESERVE - 000008921														
9128283V0	202222000001335	United States of America	2.50000	01/31/2018	01/31/2025	1	1,512,800.00	1,512,800.00	1,512,048.26	99.95	1,498,156.10	-13,892.16	3,288.70	2.6315
912828M56	202222000001338	United States of America	2.25000	01/31/2018	11/15/2025	1	1,536,800.00	1,536,800.00	1,529,836.78	99.55	1,500,838.88	-28,997.90	10,241.85	2.6698
912828U24	202222000001339	United States of America	2.00000	01/31/2018	11/15/2026	1	1,578,800.00	1,578,800.00	1,557,426.05	98.65	1,516,453.19	-40,972.86	9,352.67	2.6946
9128283F5	202222000001342	United States of America	2.25000	01/31/2018	11/15/2027	1	1,551,800.00	1,551,800.00	1,532,298.93	98.74	1,480,091.32	-52,207.61	10,341.82	2.6996
9128285M8	202222000001352	United States of America	3.12500	01/04/2019	11/15/2028	1	1,454,000.00	1,454,000.00	1,475,517.13	101.48	1,417,708.16	-57,808.97	13,458.39	2.7221
912828YS3	202222000001364	United States of America	1.75000	01/31/2020	11/15/2029	1	1,469,000.00	1,469,000.00	1,482,544.01	100.92	1,331,854.16	-150,689.85	7,614.45	1.5583
91282CAV3	202222000001390	United States of America	0.87500	01/15/2021	11/15/2030	1	1,531,400.00	1,531,400.00	1,510,223.48	98.62	1,287,509.24	-222,714.24	3,968.95	1.1112
91282CDJ7	202222000001437	United States of America	1.37500	01/31/2022	11/15/2031	1	1,552,000.00	1,552,000.00	1,510,506.56	97.33	1,313,985.28	-196,521.28	6,320.82	1.7815
91282CFV8	202303100001908	United States of America	4.12500	01/31/2023	11/15/2032	1	1,475,000.00	1,475,000.00	1,533,815.10	103.99	1,502,597.25	-31,217.85	18,021.65	3.5459
91282CJJ1	202403100002866	United States of America	4.50000	01/31/2024	11/15/2033	1	1,482,000.00	1,482,000.00	1,527,010.51	103.04	1,549,327.26	22,316.75	19,753.29	4.0958
Total For: WTD REV BOND RESERVE - 000008921			2.47753				15,143,600.00	15,143,600.00	15,171,226.81		14,398,520.83	-772,705.97	102,362.59	2.5565
Portfolio: 114066030 - NORTHSHORE POOL PLUS - 114066030														
91282CDS7	202318800002281	United States of America	1.12500	04/22/2022	01/15/2025	1	1,650,000.00	1,650,000.00	1,625,761.01	98.53	1,627,675.50	1,914.49	2,421.20	5.2994
912828M56	202222000001348	United States of America	2.25000	01/31/2018	11/15/2025	1	1,011,000.00	1,011,000.00	1,008,560.20	99.76	987,342.60	-21,217.60	6,737.71	2.4700
91282CDK4	202318800002282	United States of America	1.25000	07/07/2023	11/30/2026	1	1,850,000.00	1,850,000.00	1,721,846.63	93.07	1,746,511.00	24,664.37	5,876.02	4.6192
9128283F5	202222000001349	United States of America	2.25000	01/31/2018	11/15/2027	1	1,021,000.00	1,021,000.00	1,012,019.12	99.12	973,819.59	-38,199.53	6,804.35	2.5594
9128285M8	202318800002283	United States of America	3.12500	01/04/2019	11/15/2028	1	1,700,000.00	1,700,000.00	1,622,484.18	95.44	1,657,568.00	35,083.82	15,735.39	4.3500
912828YS3	202222000001365	United States of America	1.75000	01/31/2020	11/15/2029	1	979,000.00	979,000.00	988,026.33	100.92	887,600.56	-100,425.77	5,074.57	1.5583
91282CAV3	202318800002284	United States of America	0.87500	01/15/2021	11/15/2030	1	2,200,000.00	2,200,000.00	1,822,267.50	82.83	1,849,628.00	27,360.50	5,701.77	4.1099
91282CDJ7	202222000001436	United States of America	1.37500	01/31/2022	11/15/2031	1	1,035,000.00	1,035,000.00	1,007,328.81	97.33	876,272.40	-131,056.41	4,215.23	1.7815
91282CFV8	202318800002287	United States of America	4.12500	01/31/2023	11/15/2032	1	1,650,000.00	1,650,000.00	1,655,762.76	100.35	1,680,871.50	25,108.74	20,159.82	4.0713
91282CGM7	202318800002289	United States of America	3.50000	07/07/2023	02/15/2033	1	1,800,000.00	1,800,000.00	1,731,148.30	96.17	1,751,058.00	19,909.70	2,910.33	4.0508
91282CJJ1	202403100002865	United States of America	4.50000	01/31/2024	11/15/2033	1	968,000.00	968,000.00	997,399.60	103.04	1,011,976.24	14,576.64	12,902.28	4.0958
Total For: NORTHSHORE POOL PLUS - 114066030			2.34876				15,864,000.00	15,864,000.00	15,192,604.44		15,050,323.39	-142,281.05	88,538.67	3.7762
Portfolio: 370013030 - CWA WATER SUPPLY DEV - 370013030														
91282CEY3	202228000001657	United States of America	3.00000	10/07/2022	07/15/2025	1	1,000,000.00	1,000,000.00	989,391.40	98.94	987,820.00	-1,571.40	3,913.04	4.3042
912828U24	202222000001472	United States of America	2.00000	01/31/2018	11/15/2026	1	1,000,000.00	1,000,000.00	980,466.37	98.05	960,510.00	-19,956.37	5,923.91	2.9509
9128283F5	202222000001469	United States of America	2.25000	01/31/2018	11/15/2027	1	1,100,000.00	1,100,000.00	1,076,729.44	97.88	1,049,169.00	-27,560.44	7,330.84	2.9687
9128285M8	202222000001470	United States of America	3.12500	01/04/2019	11/15/2028	1	1,000,000.00	1,000,000.00	1,004,905.19	100.49	975,040.00	-29,865.19	9,256.11	2.9936
9128286B1	202228000001656	United States of America	2.62500	10/07/2022	02/15/2029	1	1,150,000.00	1,150,000.00	1,086,028.47	94.44	1,097,042.50	11,014.03	1,394.53	4.0516
9128286T2	202228000001655	United States of America	2.37500	10/07/2022	05/15/2029	1	1,025,000.00	1,025,000.00	955,312.36	93.20	964,740.25	9,427.89	7,210.51	4.0356
91282CAV3	202222000001473	United States of America	0.87500	01/15/2021	11/15/2030	1	1,200,000.00	1,200,000.00	1,064,582.22	88.72	1,008,888.00	-55,694.22	3,110.05	2.9436
91282CCS8	202318800002285	United States of America	1.25000	07/07/2023	08/15/2031	1	1,235,000.00	1,235,000.00	1,030,069.18	83.41	1,042,512.90	12,443.72	713.15	4.0773
91282CFV8	202318800002286	United States of America	4.12500	01/31/2023	11/15/2032	1	990,000.00	990,000.00	993,457.67	100.35	1,008,522.90	15,065.23	12,095.89	4.0713
91282CGM7	202318800002288	United States of America	3.50000	07/07/2023	02/15/2033	1	615,000.00	615,000.00	591,475.66	96.17	598,278.15	6,802.49	994.36	4.0508
Total For: CWA WATER SUPPLY DEV - 370013030			2.45579				10,315,000.00	10,315,000.00	9,772,417.96		9,692,523.70	-79,894.26	51,942.39	3.6210
Portfolio: 370018010 - CWA REV BOND FUND - 370018010														
9128283V0	202222000001336	United States of America	2.50000	01/31/2018	01/31/2025	1	504,200.00	504,200.00	503,949.47	99.95	499,319.34	-4,630.13	1,096.09	2.6315
9128283V0	202222000001345	United States of America	2.50000	01/31/2018	01/31/2025	1	503,000.00	503,000.00	502,440.27	99.89	498,130.96	-4,309.31	1,093.48	2.7949
912828M56	202222000001337	United States of America	2.25000	01/31/2018	11/15/2025	1	512,200.00	512,200.00	509,879.23	99.55	500,214.52	-9,664.71	3,413.51	2.6698
912828M56	202222000001346	United States of America	2.25000	01/31/2018	11/15/2025	1	522,000.00	522,000.00	517,581.34	99.15	509,785.20	-7,796.14	3,478.82	3.0361
912828U24	202222000001340	United States of America	2.00000	01/31/2018	11/15/2026	1	526,200.00	526,200.00	519,076.14	98.65	505,420.36	-13,655.78	3,117.16	2.6946
9128283F5	202222000001341	United States of America	2.25000	01/31/2018	11/15/2027	1	517,200.00	517,200.00	510,700.45	98.74	493,300.19	-17,400.26	3,446.83	2.6996
9128285M8	202222000001350	United States of America	3.12500	01/04/2019	11/15/2028	1	475,000.00	475,000.00	484,626.51	102.03	463,144.00	-21,482.51	4,396.65	2.5767
9128285M8	202222000001351	United States of America	3.12500	01/04/2019	11/15/2028	1	483,000.00	483,000.00	490,147.76	101.48	470,944.32	-19,203.44	4,470.70	2.7221
91282CFY2	202303100001909	United States of America	3.87500	01/31/2023	11/30/2029	1	1,015,000.00	1,015,000.00	1,025,626.13	101.05	1,020,349.05	-5,277.08	9,994.01	3.6476
91282CAV3	202222000001389	United States of America	0.87500	01/15/2021	11/15/2030	1	510,600.00	510,600.00	503,539.23	98.62	429,281.84	-74,257.39	1,323.33	1.1112

Investment Inventory

KING

Accounting Period: 08/31/2024

Lot Basis: LOCAL Accounting Basis: GAAP

Security ID	Lot Id	Issuer	Coupon Rate	Purchase Date	Maturity Date	FAS Level	Quantity	Original Face	Book Value	Book Price	Market Value	UnRealized G/L	Accrued Interest	Book Yield
91282CAV3	202222000001435	United States of America	0.87500	01/15/2021	11/15/2030	1	540,000.00	540,000.00	512,720.65	94.95	453,999.60	-58,721.05	1,399.52	1.7579
<i>Total For: CWA REV BOND FUND - 370018010</i>			2.45460				6,108,400.00	6,108,400.00	6,080,287.18		5,843,889.39	-236,397.80	37,230.10	2.6685
Grand Total:			2.42759				47,431,000.00	47,431,000.00	46,216,536.39		44,985,257.31	-1,231,279.08	280,073.75	3.1973

King County Executive Finance Committee

Interfund Borrowing Report for EFC (AUG-2024 period)

Below is a summary of the causes of the current deficit cash balances.

Funds listed in Black have a description of the cause of the deficit; funds listed in Blue have an EFC-approved loan in place.

Items in Green have not yet been analyzed or needs to be revisited; items in Red appear unusual in nature and should be discussed during today's meeting.

Interest on Interfund Loans - County Tier 2 Funds Paying Interest							
	<i>Item #</i>	<i>Fund No.</i>	<i>Months Reported</i>	<i>Average Cash</i>	<i>Fund Name</i>	<i>Description</i>	
D	A1	00-000-001-0	1	15,847,062.23	CURRENT EXPENSE SUB-FUND	Cash receipts applied to the wrong date	
APPRV'D	A2	00-000-395-1	>12	(129,501,191.26)	BLDG REPAIR/REPL SUBFUND	Approved interfund loan in place	
APPRV'D	A3	00-000-553-1	>12	3,337,912.69	DATA PROCESSING SERVICES	Approved interfund loan in place	
Pooled Tier 1 Funds with Negative Cash Balances							
	<i>Item #</i>	<i>Fund No.</i>	<i>Lowest Cash</i>	<i>Average Cash</i>	<i>Fund Name</i>	<i>Description</i>	
APPRV'D	B1	00-000-108-0	>12	(2,579,548.20)	(2,032,116.96)	DCHS ADMINISTRATION	Approved interfund loan in place
APPRV'D	B2	00-000-156-1	>12	(2,557,301.14)	(2,165,279.24)	KC FLD CNTRL OPR CONTRACT	Approved interfund loan in place
APPRV'D	B3	00-000-331-0	>12	(23,876,911.49)	(22,790,778.37)	LONG-TERM LEASES	Approved interfund loan in place
APPRV'D	B4	00-000-336-1	>12	(7,080,220.45)	(6,956,948.47)	PSERN CAPITAL	Approved interfund loan in place
APPRV'D	B5	00-000-352-2	1	(287,853.59)	(223,483.71)	OS KC NON BND FND SUBFUND	Approved interfund loan in place
APPRV'D	B6	00-000-357-1	1	(11,959,824.40)	(10,033,171.44)	KC FLD CNTRL CAP CONTRACT	Approved interfund loan in place
APPRV'D	B7	00-000-376-0	>12	(1,577,541.97)	(1,439,251.29)	UNINCORP KING COUNTY CAPITAL	Approved interfund loan in place
Excluded County Funds with Negative Cash Balances - Tier 2 Funds Not Paying Interest							
	<i>Item #</i>	<i>Fund No.</i>	<i>Lowest Cash</i>	<i>Average Cash</i>	<i>Fund Name</i>	<i>Description</i>	
B	C1	00-000-214-0	>12	(2,693,599.26)	(2,277,428.20)	GRANTS FUND	COVID expenditures
F	C2	00-000-668-0	10	(16,844.05)	67,663.43	AD VALOREM TAX REFUND	Timing of transfer

- A: Reimbursement funds - reimbursements are collected periodically from other Agencies
- B: Reimbursement funds - pay expenditures first, get reimbursed later, internal to the county
- C: Subfund cash transfers - different subfunds within one Agency
- D: Known accounting or cash transfer error
- E: Anticipated seasonality of receipts
- F: Timing issue of receipts and disbursements

Interfund Borrowing by District & Non-County Funds

August 2024

Status ⁽¹⁾	Fund Number	Fund Name	Average Borrowed	Average Cash Balance	Cash Balance 9-18-24
✗	230010010	KC REGIONAL HOMELESSNESS AUTHORITY ⁽²⁾	(\$3,713,288)	\$12,916,991	(\$343,611)
✗	075420010	SEATAC GEN TAX REG	(\$28,666)	\$12,402	(\$35,662)
✗	074510010	PACIFIC GEN TAX REG C	(\$178)	\$8,903	(\$1,814)
✗	073690010	MILTON GENERAL TAX REG T	(\$263)	\$739	(\$874)
✗	075918510	TUKWILA GO BOND FUND	(\$752)	(\$315)	(\$418)
✗	100200020	FIRE 20 MAINT & OPER	(\$0)	(\$0)	(\$315)
✗	064123040	SHORELINE SD412 CP PRJ 06	(\$411)	(\$411)	(\$282)
✗	073098510	KIRKLAND G O BOND FUND	(\$25)	(\$7)	(\$6)
✗	091048030	WWD REVENUE BOND P&I	(\$2,037)	(\$1,313)	(\$0)
✓	075548510	CT OF SNOQUALMIE GO BD	(\$22)	(\$7)	\$0
✓	064173090	NORTHSHORE SD417 CAP PROJ 2014	(\$0)	(\$0)	\$0
✓	071640020	FEDERAL WAY LIFT REV	(\$26)	(\$1)	\$5
✓	070458520	BOTHELL PUBLIC SAFETY BOND	(\$194)	(\$58)	\$79
✓	077214010	YARROW POINT DRAINAGE UTIL	(\$742)	(\$121)	\$168
✓	070120010	ALGONA GEN TAX REG FUND	(\$69)	\$2,697	\$253
✓	070450020	BOTHELL LIFT REV	(\$223)	(\$65)	\$381
✓	071640010	FEDERAL WAY GEN TAX REG	(\$4,118)	\$102,449	\$433
✓	071110010	DUVALL GEN TAX REGULAR T	(\$543)	\$42,503	\$477
✓	077210010	YARROW POINT GN TX REG T	(\$464)	\$34,477	\$550
✓	070950010	DES MOINES GEN TAX REG C	(\$2,108)	\$31,561	\$571
✓	075424010	SEA-TAC DRAINAGE UTILITY	(\$13,167)	(\$2,888)	\$880
✓	073314010	LAKE FRST DRAINAGE UTLY	(\$8,775)	(\$1,601)	\$1,005
✓	070458510	BOTHELL G O BOND FUND	(\$531)	(\$175)	\$1,019
✓	074054010	NORMANDY PARK DRAIN UTIL	(\$5,716)	(\$1,113)	\$1,093
✓	072608510	ISSAQUAH G O BOND FUND	(\$499)	\$72	\$1,126
✓	076514010	WOODINVILLE DRAINAGE UTIL	(\$15,377)	(\$2,926)	\$1,228
✓	075488510	2006 SHORELINE BOND	(\$1,413)	(\$456)	\$1,256
✓	073504010	MAPLE VALLEY DRAIN UTILIT	(\$13,940)	(\$3,127)	\$1,752
✓	073310010	LAKE FOREST PK GN TX RG C	(\$2,166)	\$34,185	\$1,907
✓	070420010	BLACK DIAMOND GEN TX RG C	(\$1,678)	\$26,312	\$1,987
✓	070800010	COVINGTON GENERAL TAX	(\$743)	\$21,344	\$2,051
✓	071350010	ENUMCLAW GEN TAX REG C	(\$1,849)	\$21,169	\$2,160
✓	070530010	BURIEN GENERAL	(\$6,372)	\$67,253	\$2,249
✓	076510010	WOODINVILLE GENERAL	(\$725)	\$37,482	\$2,377

Interfund Borrowing by District & Non-County Funds

August 2024

Status ⁽¹⁾	Fund Number	Fund Name	Average Borrowed	Average Cash Balance	Cash Balance 9-18-24
✓	072804010	CITY OF KENMORE DRAINAGE	(\$20,930)	(\$4,451)	\$2,530
✓	070804010	COVINGTON DRAINAGE UTILIT	(\$23,913)	(\$4,280)	\$2,675
✓	073854010	NEWCASTLE DRAINAGE UTILTY	(\$11,743)	(\$2,611)	\$2,775
✓	072800010	CITY OF KENMORE	(\$655)	\$57,316	\$3,620
✓	070454010	BOTHELL DRAINAGE UTILITY	(\$17,681)	(\$2,750)	\$3,807
✓	074050010	NORMANDY PARK GN TX RG C	(\$1,137)	\$19,893	\$3,811
✓	070534010	BURIEN DRAINAGE UTILITY	(\$21,368)	(\$3,435)	\$3,846
✓	073500010	MAPLE VALLEY GENERAL TAX	(\$3,190)	\$63,238	\$3,880
✓	071644010	FED WAY DRAINAGE UTILITY	(\$46,279)	(\$4,874)	\$4,262
✓	070954010	DES MOINES DRAINAGE UTILI	(\$31,150)	(\$5,411)	\$4,328
✓	075484010	SHORELINE DRAINAGE UTILIT	(\$52,205)	(\$8,572)	\$5,735
✓	061211070	ESD COMP ABS LIABILITY PO	(\$67)	\$1,582,178	\$5,740
✓	075910010	TUKWILA GEN TAX REG C	(\$5,204)	\$21,224	\$5,971
✓	072600010	ISSAQUAH GEN TAX REG C	(\$637)	\$116,486	\$7,285
✓	073850010	NEWCASTLE GENERAL TAX REG	(\$1,564)	\$42,372	\$7,505
✓	075480010	SHORELINE GENERAL TAX	(\$7,265)	\$92,339	\$9,174
✓	070210010	AUBURN GEN TAX REG FUND	(\$1,340)	\$260,961	\$10,917
✓	075458510	SEATTLE GO BOND FUND	(\$11,087)	(\$2,894)	\$12,060
✓	075540010	SNOQUALMIE GEN TAX REG T	(\$819)	\$32,165	\$12,099
✓	070450010	BOTHELL GENERAL TAX REG C	(\$3,998)	\$75,915	\$12,203
✓	075304010	SAMMAMISH DRAINAGE UTIL	(\$58,246)	(\$12,124)	\$14,643
✓	073050010	KENT GEN TAX REG C	(\$11,428)	\$159,419	\$17,197
✓	073094010	KIRKLAND DRAINAGE UTILITY	(\$65,975)	(\$14,444)	\$22,135
✓	073660010	MERCER ISLAND GN TX REG C	(\$1,943)	\$144,968	\$26,853
✓	075150010	REDMOND GEN TAX REG C	(\$2,565)	\$155,613	\$42,493
✓	075200010	RENTON GEN TAX REG C	(\$16,870)	\$110,079	\$46,512
✓	075451190	SEATTLE EMS TAX FUND	(\$44,732)	(\$9,521)	\$53,355
✓	090836010	WTR 83 PWT SYS REPL PROJ	(\$1,662)	\$20,513	\$66,444
✓	075300010	SAMMAMISH GEN TAX REG	(\$953)	\$304,453	\$67,178
✓	073090010	KIRKLAND GEN TAX REG C	(\$1,762)	\$426,517	\$133,172
✓	070360010	BELLEVUE GEN TAX REG FUND	(\$2,198)	\$563,830	\$175,548
✓	075454010	SEATTLE DRAINAGE UTILITY	(\$1,060,748)	(\$208,620)	\$214,769
✓	075450010	SEATTLE GEN TAX REG C	(\$282,183)	\$1,653,321	\$570,391
✓	064000010	MERCER IS SCH GEN REG FND	(\$708,298)	(\$289,351)	\$2,328,359

Interfund Borrowing by District & Non-County Funds August 2024

Status ⁽¹⁾	Fund Number	Fund Name	Average Borrowed	Average Cash Balance	Cash Balance 9-18-24
✓	064050010	BELLEVUE SCH GEN REG FUND	(\$2,185,444)	\$5,846,728	\$13,323,411
Report Total:			(\$8,534,324)	\$24,522,140	\$16,868,707

DEFINITIONS

Average Borrowed: Total borrowed by a fund divided by the number of days in a particular month that the fund had a negative ending balance.

Average Cash Balance: Sum of all ending cash balances (positive & negative) for an entire month divided by the number of days in that month.

(1) Checkmark equals approved interfund loan or fund became positive in the next month. "X" means fund was still negative on report creation date.

(2) FBOD has communicated with PSB about the RHA's cash situation and will continue to monitoring this fund in case it becomes negative.

Approved Interfund Borrowings (Automated System)

08/31/24

Status	Borrowing Entity	Borrowing Fund Number	Fund Name	Reason For Loan & Repayment Method	Loan Amount Authorized	Fund Balance at Month-end	Average Amount Borrowed	Interest Paid in Current Month	Term of Loan	Loan Rate	Lending Entity	Date of EFC Approval
✓	King County	000001080	DCHS Administration Fund	Costs associated with operating the Auburn and Kent vaccination sites, but outlays for managing the sites must be made before FEMA reimburses the agencies for its operating costs.	<u>Original Loan:</u> \$5,000,000 <u>Revised Amt:</u> \$13,000,000 \$19,000,000 \$6,000,000	(\$2,579,548)	\$2,032,117	\$7,607	9/30/2021 12/31/2022 12/31/2023 6/30/2025	Pool Rate	King County Surplus Cash	5/27/2021 10/28/2021 4/28/2022 12/1/2022 1/25/2024
✓	King County	000001210	KC Shared Services Fund	Reimbursements from other County funds, including General	<u>Original Loan:</u> \$2,000,000	\$3,657,885	\$0	\$0	12/31/2024	Pool Rate	King County Surplus Cash	12/7/2023
✓	King County	000001561	KC Flood Control Operating Contract Fund	Fund, as well as from Grants, Interlocal agreements, and other services.	<u>Original Loan:</u> \$2,500,000 <u>Revised Amt:</u> \$5,000,000 \$3,000,000 \$4,000,000	(\$2,553,550)	\$2,165,279	\$8,106	12/31/2024	Pool Rate	King County Surplus Cash	3/21/2019 10/22/2020 12/2/2021 10/27/2022 12/7/2023
✓	King County	000001800	King County Public Health Fund	COVID-19 related expenditures outpacing cash reimbursements received from federal and state sources	<u>Original Loan:</u> \$60,000,000 <u>Revised Amt:</u> \$90,000,000	\$74,910,106	\$0	\$0	6/30/2022 12/31/2025	Pool Rate	King County Surplus Cash	5/27/2021 4/28/2022
✓	King County	000003310	Long Term Lease Fund	Additional expenditures due to COVID-19. Repayment from CARES ACT, ARPA, and FEMA grants	<u>Original Loan:</u> \$15,000,000 <u>Revised Amt:</u> \$30,000,000 \$34,000,000 \$30,000,000	(\$23,813,266)	\$22,790,778	\$85,316	9/30/2021 12/31/2021 12/31/2023 12/31/2024	Pool Rate	King County Surplus Cash	12/3/2020 5/27/21 10/28/2021 12/1/2022 10/26/2023
✓	King County	000003361	Puget Sound Emergency Radio (PSERN) Capital Fund	Support capital expenditures for the PSERN project until cash from the Levy fund becomes available.	<u>Original Loan:</u> \$73,000,000	(\$7,080,220)	\$6,956,948	\$26,043	10/31/2021 12/31/2024	Pool Rate	King County Surplus Cash	10/24/2018 7/22/2021
✓	King County	000003421	Major Maintenance Reserve Sub-fund	Water pipe repair and replacement project at KCCF.	<u>Original Loan:</u> \$23,500,000	\$8,542,215	\$0	\$0	6/30/2025	Pool Rate	King County Surplus Cash	7/18/2019
✓	King County	000003522	Open Space Non-Bond Fund	The fund relies heavily upon grant funding, thereby resulting in cash deficit due to timing of grant reimbursements	<u>Original Loan:</u> \$5,000,000 <u>Revised Amt:</u> \$2,500,000 \$1,500,000	(\$287,839)	\$223,484	\$837	12/31/2020 12/31/2021 12/31/2022 12/31/2023 12/31/2024	Pool Rate	King County Surplus Cash	3/21/2019 10/22/2020 12/2/2021 10/27/2022 12/7/2023
✓	King County	000003571	KC Flood Control Capital Contract Fund	This fund is 100% reimbursable from the KC Flood Control District.	<u>Original Loan:</u> \$20,000,000 <u>Revised Amt:</u> \$13,000,000 \$16,000,000	(\$11,959,824)	\$10,033,171	\$37,559	12/31/2020 12/31/2021 12/31/2022 12/31/2023 12/31/2024	Pool Rate	King County Surplus Cash	3/21/2019 10/22/2020 12/2/2021 10/27/2022 12/7/23
✓	King County	000003760	DLS Unincorporated King County Capital Fund 3760	Expenditures have begun on projects and revenue will not be available until bond sale in Q4 2023.	<u>Original Loan:</u> \$21,000,000 <u>Revised Amt:</u> \$15,000,000	(\$1,569,186)	\$1,439,251	\$5,388	6/30/2023 12/31/2026	Pool Rate	King County Surplus Cash	10/28/2021 7/27/2023
✓	King County	000003951	Building Repair & Replacement Fund	To support completion of the CFJC, COVID-19 Projects, Space Consolidation Projects, Red Lion and Dex Horton Acquisitions. Loan will be repaid from tax collections, sale of YSC surplus property, FEMA grant reimbursements, and future bond offerings.	<u>Original Loan:</u> \$60,000,000 <u>Revised Amt:</u> \$150,000,000	(\$131,299,878)	\$129,501,191	\$487,244	12/31/2021 12/31/2023 12/31/2024 12/31/2025	Pool Rate	King County Surplus Cash	9/26/2018 10/28/2021 10/26/2023 7/25/2024
✓	King County	000005531	KCIT Fund 5531	To fund IT union employees range classification increases in 2023 & 2024, and Microsoft Annual Payments. Revenue adjustments recovery will occur in 2025. Repayment from KCIT Internal Services Rates.	<u>Original Loan:</u> \$15,000,000	\$3,317,313	\$2,074,893	\$504	12/31/2025	Pool Rate	King County Surplus Cash	4/25/2024
✓	King County	000008923	Water Quality Short-Term (ST) Interfund Loan Fund	To support the self-liquidity program in the unlikely event of a failed remarketing. Subsequent remarketing of debt or WTD revenues will be used to repay any loan.	<u>Original Loan:</u> \$272,500,000	\$0	\$0	\$0	1/1/2026	Pool Rate	King County Surplus Cash	10/22/2020
✓	Vashon Health Care District	140050010	General Expense	New district and property tax revenue will not be received until April/May 2021, but operations will start in 2020. Repayment from future property taxes	<u>Original Loan:</u> \$1,000,000 <u>Revised Amt:</u> \$1,500,000	\$2,248,512	\$0	\$0	1/31/2025 1/31/2027	Pool Rate	King County Surplus Cash	1/16/2020 12/17/2020

Status	Borrowing Entity	Borrowing Fund Number	Fund Name	Reason For Loan & Repayment Method	Loan Amount Authorized	Fund Balance at Month-end	Average Amount Borrowed	Interest Paid in Current Month	Term of Loan	Loan Rate	Lending Entity	Date of EFC Approval
✓	King County Directors' Association	220010010	General Expense	Bridge the seasonal gap between accounts receivable and accounts payable and bolster seasonal inventory for school openings. The loan will be repaid periodically from operating revenues during the year.	<u>Original Loan:</u> \$6,000,000	\$4,735,702	\$0	\$0	10/31/2025	Pool Rate	King County Surplus Cash	10/26/2023
✓	Northshore Parks and Recreation Service Area (NPRSA)	251010010	General Expense	Expenses during the construction period and cash flow projections indicate that the operating cash flow reserves will not be satisfactory to complete construction and operations.	<u>Original Loan:</u> \$1,000,000	\$941,539	\$0	\$0	12/31/2024	Pool Rate	King County Surplus Cash	10/27/2022
✓	Washington State Convention Center	260010010	Washington State Convention Center Public Facilities	To support the convention center through COVID post-recovery and weather the seasonality of Lodging Tax receipts by providing it liquidity. Drawdowns are expected to occur starting 2025. Repayment from legally available balances - tax receipts, investment balances, operating revenues/debt.	<u>Original Loan:</u> \$20,000,000	\$0	\$0	\$0	9/30/2031	Pool Rate	King County Surplus Cash	8/22/2024

Approved Interfund Borrowings (Direct Loans)

08/31/24

	Borrowing Entity	Borrowing Fund Number	Fund Name	Reason For Loan & Repayment Method	Loan Amount Authorized	Loan Outstanding at Month-end	Fund Balance At Month-end	Interest Paid to Date	Term of Loan	Loan Rate	Lending Entity	Date of EFC Approval
✓	King County	000008400	Limited GO Bond Redemption	A new ISF will be proposed with a dedicated central rate in 2025. This new central rate will repay the loan.	\$600,000	\$192,703	\$5,465,248	N/A	6/25/2025	Pool Rate	FMC Internal Service Fund 5511	12/7/2023
✓	Pacific Science Center	N/A	Pacific Science Center	This loan, authorized by KC Ordinance 19218, will be used to accelerate deferred sales and use tax revenues for the PSC in order to support an \$11.6 million capital improvement program. Repayment from deferred sales and use tax revenue, estimated to total \$29 million.	\$11,600,000	\$7,250,000	N/A	\$438,151	12/31/2030	Pool Rate	King County General Fund	1/14/2021

Grand Total Authorized	Grand Total Outstanding loans	Outstanding Loans as a Percent of Authorized
\$734,442,703	\$188,586,014	25.7%