

**REPORT PACKAGE  
EXECUTIVE FINANCE COMMITTEE (EFC)  
as of February 28, 2026**

***Committee Members: Councilmember Rod Dembowski, Chair, Aaron Rubardt, Chief Budget Officer; Ken Guy, Director FBOD; Lorraine Patterson-Harris, County Administrative Officer***

***Staff: Carol Basile, Public Finance Officer; Mike Smith, Chief Investment Officer; Ian Hutchinson, Senior Portfolio Manager; BJ McQuade Portfolio Manager; Eben Sutton, Chief Accountant***

**Contents**

**King County Investment Pool Reports**

- Portfolio Sector Holdings & Policy Compliance Report - *Page 2*
- Recent Pool Distribution Rates & Monthly Average Pool Balance Comparison - *Page 3*
- King County Investment Pool Yield & Duration versus Custom Benchmark - *Page 4*
- King County Investment Pool Maturity Distribution - *Page 5*
- Interest Rate Summary - *Page 6*
- Monthly Transaction Report - *Page 7*
- King County Investment Pool Security Holdings - *Page 8*
- Pool-Plus Program & Separately Managed Accounts Security Holdings by Fund - *Page 11*

**Interfund Borrowing Reports**

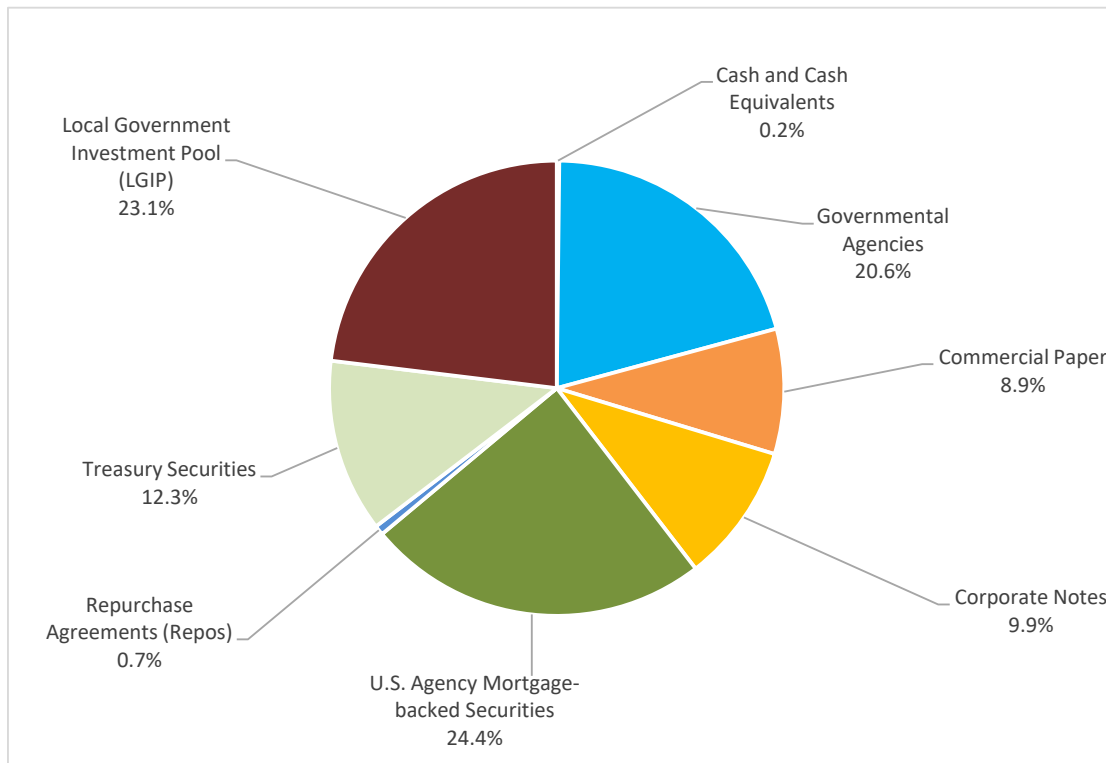
- Interfund Borrowing by King County Funds by Tier - *Page 12*
- Interfund Borrowing by District & Non-County Funds - *Page 13*
- EFC Approved Automated Interfund Borrowings - *Page 15*
- EFC Approved Direct Interfund Borrowings - *Page 16*



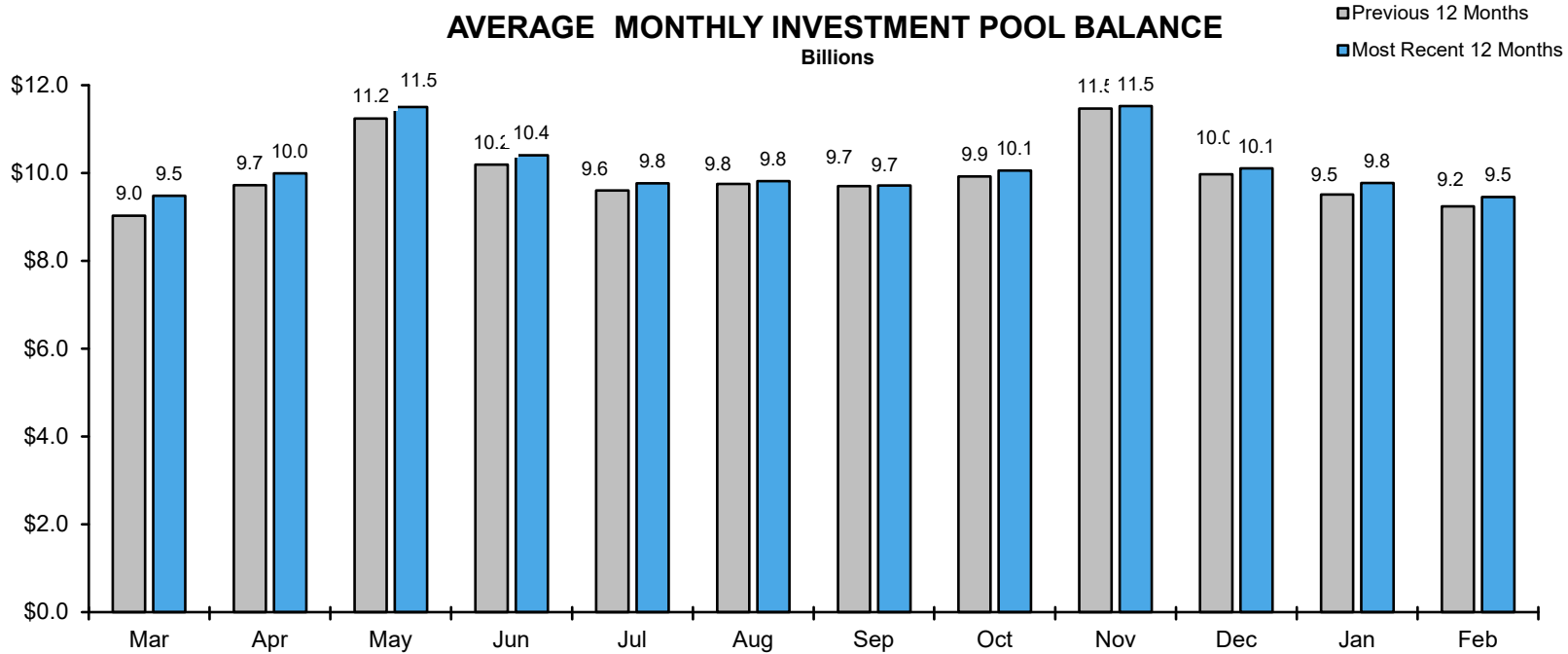
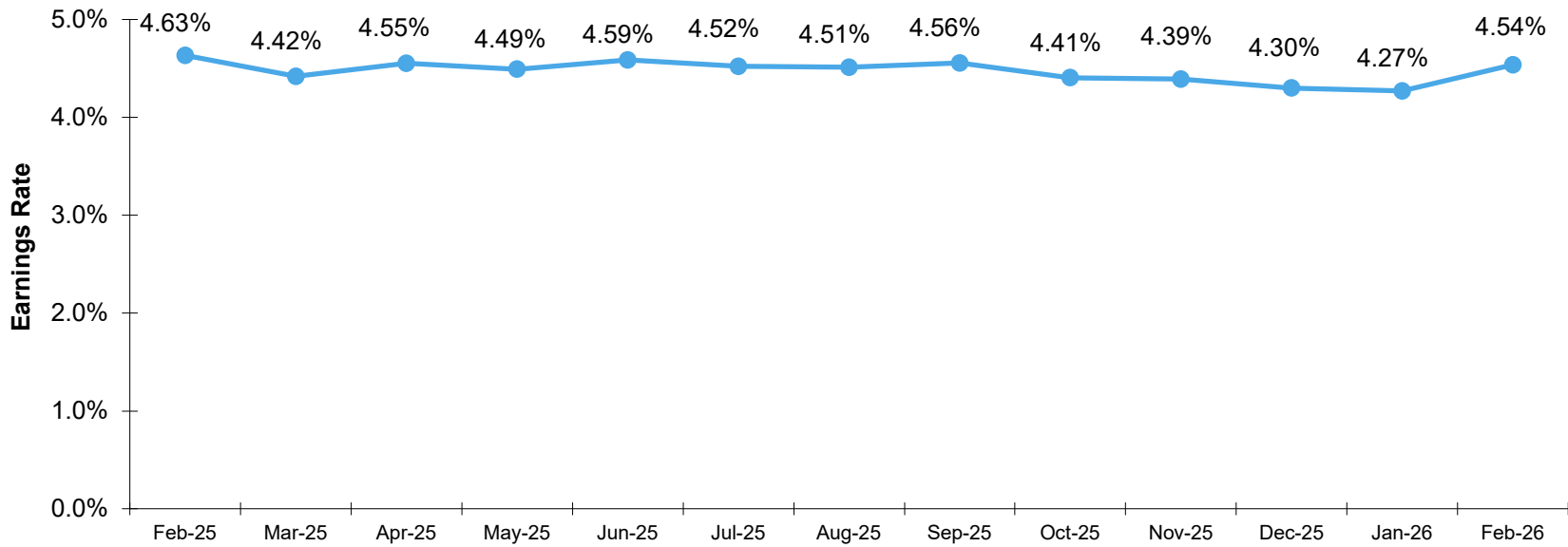
# KCIP Portfolio Sector Holdings & Policy Compliance

2/28/2026

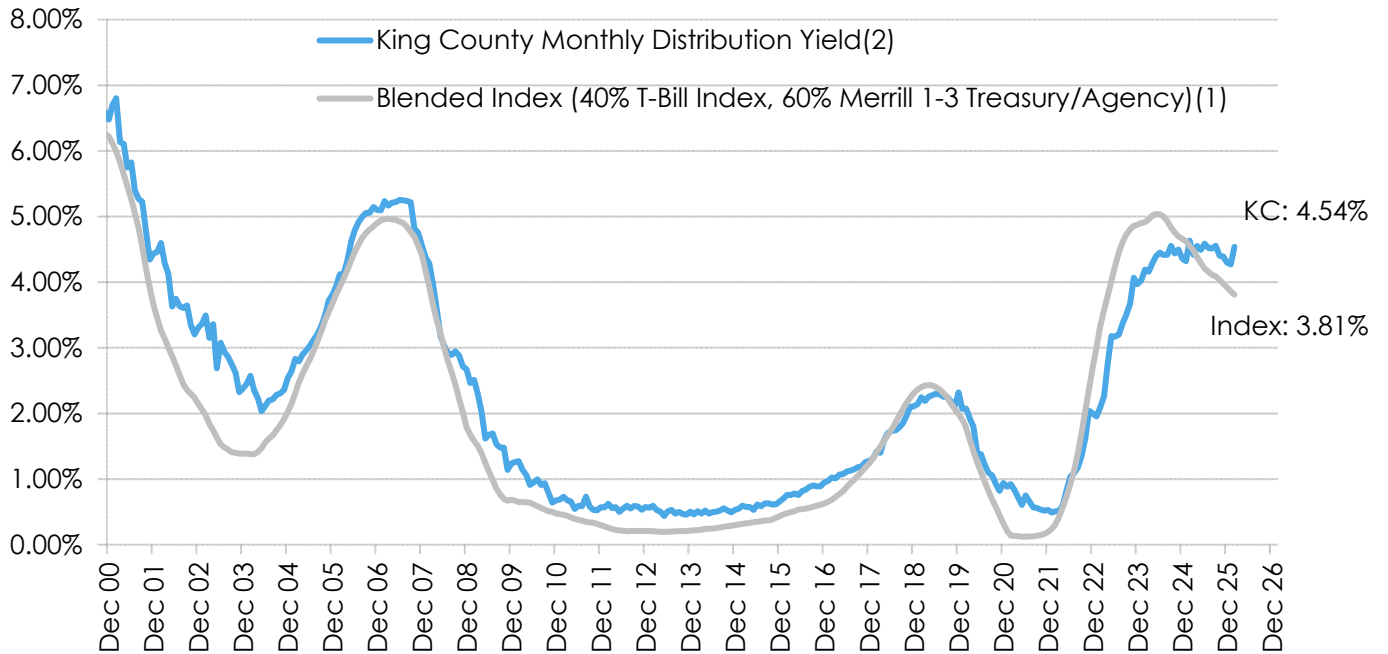
| Security Types                          | Book Value<br>(in thousands) | % of<br>Portfolio | Sector<br>Policy Limit<br>% | Issuer<br>Policy Limit<br>% | Credit<br>Policy Limit<br>% |
|---|------------------------------|-------------------|-----------------------------|-----------------------------|-----------------------------|
| Cash and Cash Equivalents               | \$18,184                     | 0.2%              | ✓                           | ✓                           | ✓                           |
| Governmental Agencies                   | 2,001,103                    | 20.6%             | ✓                           | ✓                           | ✓                           |
| Commercial Paper                        | 862,858                      | 8.9%              | ✓                           | ✓                           | ✓                           |
| Corporate Notes                         | 958,147                      | 9.9%              | ✓                           | ✓                           | ✓                           |
| U.S. Agency Mortgage-backed Securities  | 2,366,919                    | 24.4%             | ✓                           | ✓                           | ✓                           |
| Repurchase Agreements (Repos)           | 65,000                       | 0.7%              | ✓                           | ✓                           | ✓                           |
| Treasury Securities                     | 1,195,794                    | 12.3%             | ✓                           | ✓                           | ✓                           |
| Local Government Investment Pool (LGIP) | 2,240,490                    | 23.1%             | ✓                           | ✓                           | ✓                           |
| <b>Total</b>                            | <b>\$9,708,494</b>           | <b>100%</b>       |                             |                             |                             |



| Additional Portfolio Level Requirements                   | Actual   | Within<br>Policy Limit |
|---|----------|------------------------|
| Effective Duration Less Than 1.5 Years                    | 0.95 yrs | ✓                      |
| Maximum Duration of Corporate Notes ≤ 3 years             | 0.84 yrs | ✓                      |
| Corporate Exposure Not Greater Than 50%                   | 18.6%    | ✓                      |
| Combined Corporates Notes & Commercial Paper ≤ 25%        | 18.6%    | ✓                      |
| 40% of Portfolio Book Value Maturing in 12 Months or Less | 50.6%    | ✓                      |
| Non-Allowable Securities                                  | 0.0%     | ✓                      |



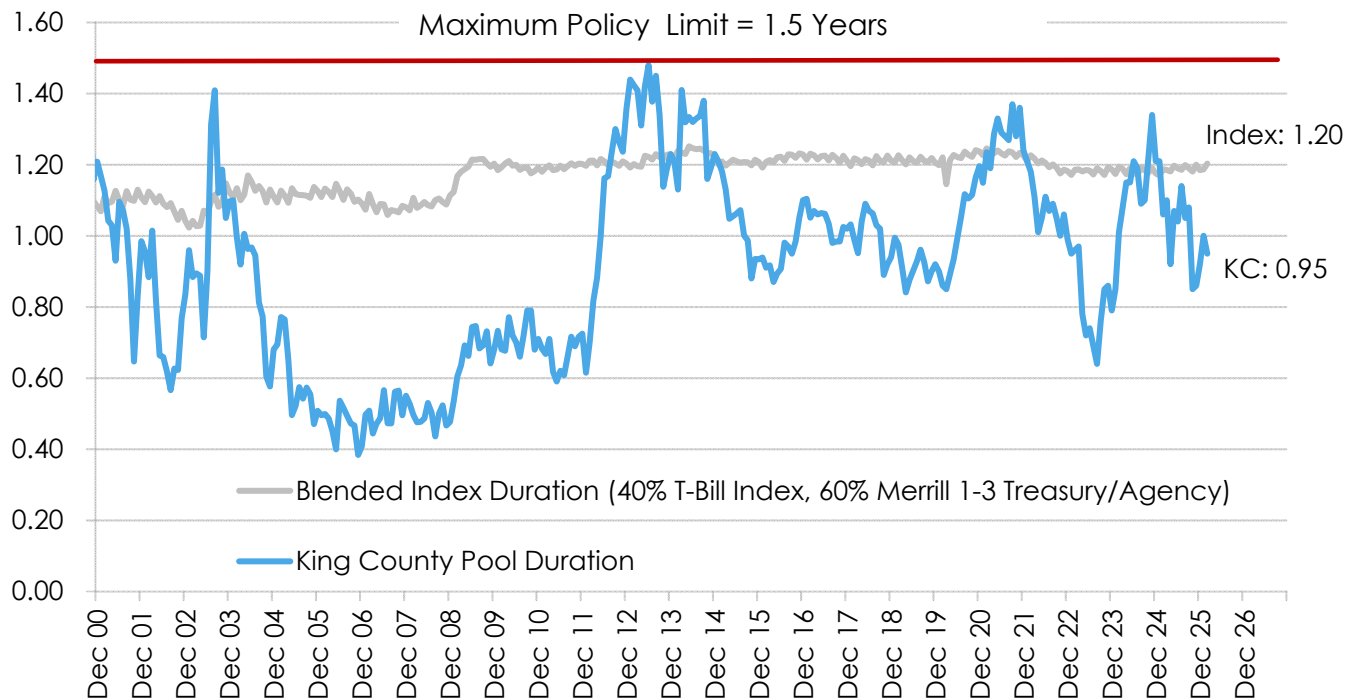
## King County Monthly Distribution Yield Versus Custom Index<sup>(1)</sup>



(1) Does not include any negative distributions from the impaired pool

(2) Preliminary estimate since general ledger is not closed due to normal year-end processes.

## King County Monthly Duration Versus Custom Index

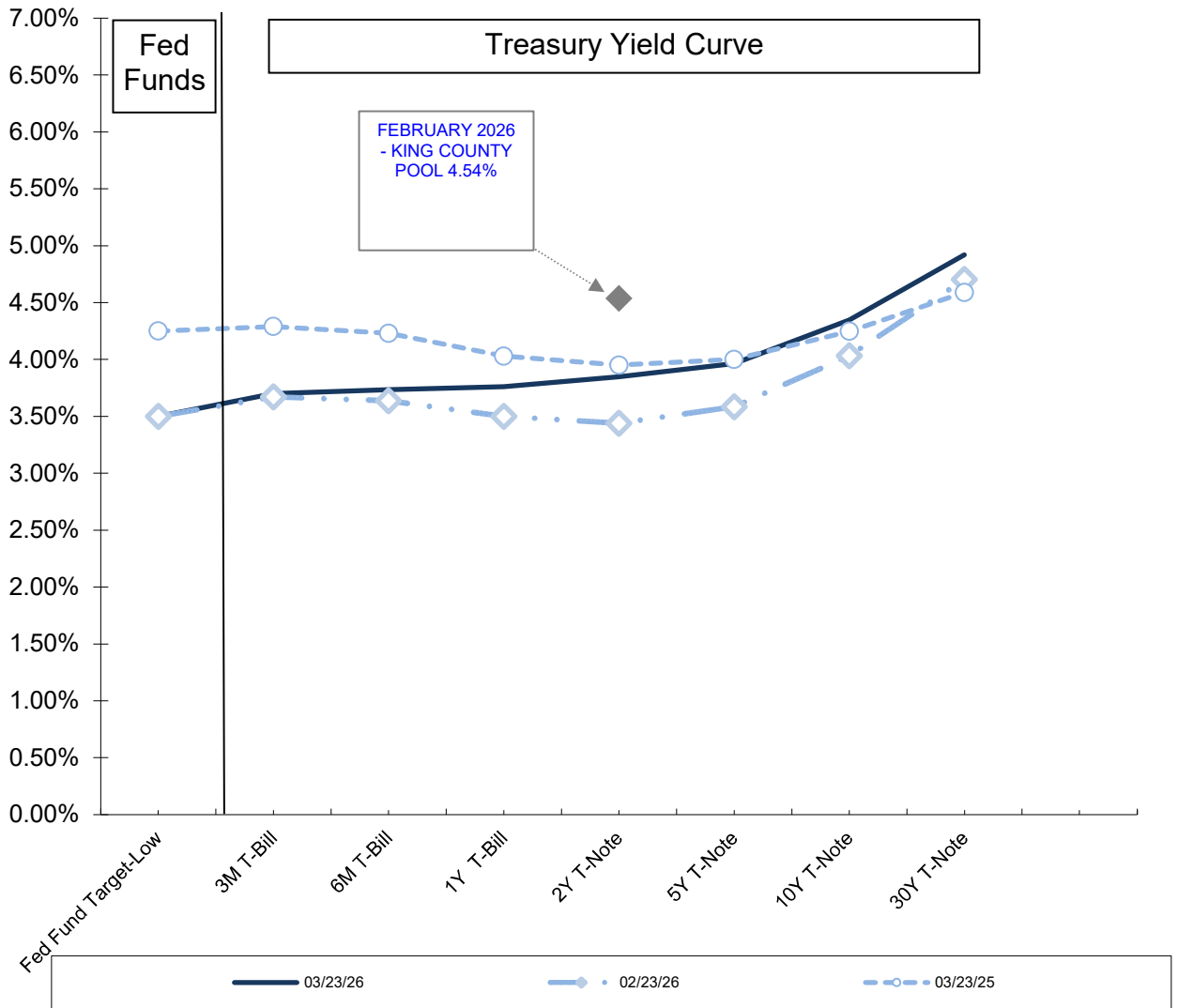


KING COUNTY INVESTMENT POOL

MATURITY DISTRIBUTION  
AS OF 02/28/2026

| <u>CALL/MATURITY</u> | <u>DATE RANGE</u>   | <u># OF INV</u> | <u>BOOK VALUE</u>  | <u>%</u> | <u>CUM %</u> |
|----------------------|---------------------|-----------------|--------------------|----------|--------------|
| 0 TO 1 MONTHS        | 03/01/26 - 03/31/26 | 12              | \$2,843,019,643.51 | 29.3%    | 29.3%        |
| 1 TO 3 MONTHS        | 04/01/26 - 05/31/26 | 13              | 698,920,860        | 7.2%     | 36.5%        |
| 3 TO 6 MONTHS        | 06/01/26 - 08/31/26 | 16              | 786,222,587        | 8.1%     | 44.6%        |
| 6 TO 12 MONTHS       | 09/01/26 - 02/28/27 | 10              | 584,397,977        | 6.0%     | 50.6%        |
| 12 TO 24 MONTHS      | 03/01/27 - 02/29/28 | 15              | 1,093,809,821      | 11.3%    | 61.9%        |
| 24 TO 36 MONTHS      | 03/01/28 - 02/28/29 | 15              | 904,823,917        | 9.3%     | 71.2%        |
| 36 TO ** MONTHS      | 03/01/29 -          | 61              | 2,797,299,401      | 28.8%    | 100.0%       |
| GRAND TOTALS         |                     | 142             | \$9,708,494,206    |          |              |

# INTEREST RATE SUMMARY



|                     | 03/23/26 | 02/23/26 | 03/23/25 |
|---------------------|----------|----------|----------|
| Fed Fund Target-Low | 3.50%    | 3.50%    | 4.25%    |
| 3M T-Bill           | 3.70%    | 3.67%    | 4.29%    |
| 6M T-Bill           | 3.73%    | 3.64%    | 4.23%    |
| 1Y T-Bill           | 3.76%    | 3.50%    | 4.03%    |
| 2Y T-Note           | 3.85%    | 3.44%    | 3.95%    |
| 5Y T-Note           | 3.97%    | 3.59%    | 4.00%    |
| 10Y T-Note          | 4.35%    | 4.03%    | 4.25%    |
| 30Y T-Note          | 4.92%    | 4.70%    | 4.59%    |

# Security Transactions

By Accounting Date

For the Period: 02/01/2026 to 02/28/2026

| Security ID                      | Security Description             | Settle Date | Quantity                | Price    | Cost Proceeds            |
|----------------------------------|----------------------------------|-------------|-------------------------|----------|--------------------------|
| <b>Tran Type: BUY</b>            |                                  |             |                         |          |                          |
| 313385UT1                        | FHLBDN 0% 26 MAR 2026            | 02/06/2026  | 45,000,000.00           | \$99.52  | \$44,782,800.00          |
| 3137HPKU6                        | FHR 5616 GB 15-Dec-2032          | 02/27/2026  | 86,902,125.62           | \$99.86  | \$86,779,919.51          |
| 3137HQ7M7                        | FHR 5626 AG 15-Jan-2033          | 02/27/2026  | 34,333,859.34           | \$99.38  | \$34,119,272.72          |
| 43707MCD7                        | HDPP CP 0 03/13/26               | 02/17/2026  | 155,000,000.00          | \$99.76  | \$154,622,833.33         |
| 43707MCP0                        | HDPP CP 0 03/23/26               | 02/27/2026  | 100,000,000.00          | \$99.76  | \$99,755,333.33          |
| 47816GEL9                        | JNJPP CP 0 05/20/26              | 02/19/2026  | 50,000,000.00           | \$99.09  | \$49,546,250.00          |
| 47816GEL9                        | JNJPP CP 0 05/20/26              | 02/24/2026  | 63,135,000.00           | \$99.14  | \$62,589,408.38          |
| 47816GF12                        | JNJPP CP 0 06/01/26              | 02/24/2026  | 23,500,000.00           | \$99.01  | \$23,268,250.83          |
| 47816GFN4                        | JNJPP CP 0 06/22/26              | 02/19/2026  | 50,000,000.00           | \$98.76  | \$49,381,583.33          |
| FUN002918                        | Local Government Investment Pool | 02/01/2026  | 7,647,077.13            | \$100.00 | \$7,647,077.13           |
| FUN002918                        | Local Government Investment Pool | 02/27/2026  | 150,000,000.00          | \$100.00 | \$150,000,000.00         |
| <b>Total for Tran Type: BUY</b>  |                                  |             | <b>765,518,062.10</b>   |          | <b>\$762,492,728.56</b>  |
| <b>Tran Type: SELL</b>           |                                  |             |                         |          |                          |
| FUN002918                        | Local Government Investment Pool | 02/02/2026  | (100,000,000.00)        | \$100.00 | -\$100,000,000.00        |
| FUN002918                        | Local Government Investment Pool | 02/12/2026  | (50,000,000.00)         | \$100.00 | -\$50,000,000.00         |
| FUN002918                        | Local Government Investment Pool | 02/19/2026  | (50,000,000.00)         | \$100.00 | -\$50,000,000.00         |
| <b>Total for Tran Type: SELL</b> |                                  |             | <b>(200,000,000.00)</b> |          | <b>-\$200,000,000.00</b> |

# Investment Inventory

KING

Accounting Period: 02/28/2026

Lot Basis: LOCAL Accounting Basis: GAAP

| Security ID                             | Lot Id          | Issuer  | Coupon Rate | Settlement Date | Maturity Date | FAS Level | Quantity         | Original Face    | Book Value       | Book Price | Market Value     | UnRealized G/L | Accrued Interest | Book Yield |
|---|-----------------|---|-------------|-----------------|---------------|-----------|------------------|------------------|------------------|------------|------------------|----------------|------------------|------------|
| Account: KING - KING COUNTY             |                 |   |             |                 |               |           |                  |                  |                  |            |                  |                |                  |            |
| Portfolio: 000006210 - KCIP - 000006210 |                 |   |             |                 |               |           |                  |                  |                  |            |                  |                |                  |            |
| 06417KC23                               | 202524600004921 | Bank of Nova Scotia/The                             | 0.00000     | 09/03/2025      | 03/02/2026    | 3         | 100,000,000.00   | 100,000,000.00   | 99,988,666.67    | 99.99      | 100,000,000.00   | 11,333.33      | 0.00             | 4.1650     |
| 194162AQ6                               | 202306000001974 | Colgate-Palmolive Co                                | 4.80000     | 03/01/2023      | 03/02/2026    | 1         | 20,000,000.00    | 20,000,000.00    | 19,999,978.58    | 100.00     | 20,000,000.00    | 21.42          | 477,333.33       | 4.8420     |
| FUN009954                               | 202605800005604 | Bank of Montreal                                    | 3.65000     | 02/27/2026      | 03/02/2026    | 3         | 65,000,000.00    | 65,000,000.00    | 65,000,000.00    | 100.00     | 65,000,000.00    | 0.00           | 13,180.56        | 3.6500     |
| POOL06                                  | 202312100002126 | WASHINGTON STATE                                    | 3.72000     | 05/01/2023      | 03/02/2026    | 3         | 2,240,490,030.45 | 2,240,490,030.45 | 2,240,490,030.45 | 100.00     | 2,240,490,030.45 | 0.00           | 6,393,683.32     | 3.7200     |
| 78013WCA6                               | 202517100004665 | Royal Bank of Canada                                | 0.00000     | 06/20/2025      | 03/10/2026    | 3         | 50,000,000.00    | 50,000,000.00    | 49,947,125.00    | 99.89      | 49,959,500.00    | 12,375.00      | 0.00             | 4.3649     |
| 78013WCC2                               | 202517100004664 | Royal Bank of Canada                                | 0.00000     | 06/20/2025      | 03/12/2026    | 3         | 50,000,000.00    | 50,000,000.00    | 49,935,375.00    | 99.87      | 49,949,500.00    | 14,125.00      | 0.00             | 4.3659     |
| 43707MCD7                               | 202604800005553 | Home Depot Inc/The                                  | 0.00000     | 02/17/2026      | 03/13/2026    | 3         | 155,000,000.00   | 155,000,000.00   | 154,811,416.93   | 99.88      | 154,827,950.00   | 16,533.07      | 0.00             | 3.6589     |
| 43707MCP0                               | 202605800005605 | Home Depot Inc/The                                  | 0.00000     | 02/27/2026      | 03/23/2026    | 3         | 100,000,000.00   | 100,000,000.00   | 99,775,721.92    | 99.78      | 99,810,000.00    | 34,278.08      | 0.00             | 3.6790     |
| 313385UT1                               | 202603700005533 | Federal Home Loan Bank Discount Notes               | 0.00000     | 02/06/2026      | 03/26/2026    | 2         | 45,000,000.00    | 45,000,000.00    | 44,886,874.92    | 99.75      | 44,878,050.00    | -8,824.92      | 0.00             | 3.6376     |
| 313385VG8                               | 202529400005121 | Federal Home Loan Bank Discount Notes               | 0.00000     | 10/21/2025      | 04/08/2026    | 2         | 26,950,000.00    | 26,950,000.00    | 26,844,318.57    | 99.61      | 26,843,008.50    | -1,310.07      | 0.00             | 3.7809     |
| 912797SL2                               | 202529400005120 | United States of America                            | 0.00000     | 10/21/2025      | 04/09/2026    | 1         | 50,000,000.00    | 50,000,000.00    | 49,800,558.36    | 99.60      | 49,809,000.00    | 8,441.64       | 0.00             | 3.6983     |
| 47816GDA4                               | 202533800005283 | Johnson & Johnson                                   | 0.00000     | 12/04/2025      | 04/10/2026    | 3         | 75,000,000.00    | 75,000,000.00    | 74,692,500.00    | 99.59      | 74,703,750.00    | 11,250.00      | 0.00             | 3.7387     |
| 045167FC2                               | 202222000001395 | Asian Development Bank                              | 1.00000     | 04/14/2021      | 04/14/2026    | 1         | 50,000,000.00    | 50,000,000.00    | 49,999,307.95    | 100.00     | 49,834,000.00    | -165,307.95    | 190,277.78       | 1.0119     |
| 045167FC2                               | 202513200004507 | Asian Development Bank                              | 1.00000     | 05/12/2025      | 04/14/2026    | 1         | 40,000,000.00    | 40,000,000.00    | 39,853,903.61    | 99.63      | 39,867,200.00    | 13,296.39      | 152,222.22       | 4.1475     |
| 4581X0DV7                               | 202222000001396 | Inter-American Development Bank                     | 0.87500     | 04/20/2021      | 04/20/2026    | 1         | 50,000,000.00    | 50,000,000.00    | 49,993,778.14    | 99.99      | 49,801,000.00    | -192,778.14    | 159,201.39       | 0.9691     |
| 74271UDU1                               | 202602800005483 | Procter & Gamble Co/The                             | 0.00000     | 01/28/2026      | 04/28/2026    | 3         | 30,000,000.00    | 30,000,000.00    | 29,825,033.34    | 99.42      | 29,826,300.00    | 1,266.66       | 0.00             | 3.6531     |
| 47816GEL9                               | 202605000005584 | Johnson & Johnson                                   | 0.00000     | 02/19/2026      | 05/20/2026    | 3         | 50,000,000.00    | 50,000,000.00    | 49,596,666.67    | 99.19      | 49,595,000.00    | -1,666.67      | 0.00             | 3.6632     |
| 47816GEL9                               | 202605500005595 | Johnson & Johnson                                   | 0.00000     | 02/24/2026      | 05/20/2026    | 3         | 63,135,000.00    | 63,135,000.00    | 62,621,501.80    | 99.19      | 62,623,606.50    | 2,104.70       | 0.00             | 3.6919     |
| 78013WEL0                               | 202526700005017 | Royal Bank of Canada                                | 0.00000     | 09/24/2025      | 05/20/2026    | 3         | 50,000,000.00    | 50,000,000.00    | 49,572,222.18    | 99.14      | 49,595,000.00    | 22,777.82      | 0.00             | 3.9506     |
| 78013WEL0                               | 202526900005024 | Royal Bank of Canada                                | 0.00000     | 09/26/2025      | 05/20/2026    | 3         | 50,000,000.00    | 50,000,000.00    | 49,571,111.19    | 99.14      | 49,595,000.00    | 23,888.81      | 0.00             | 3.9602     |
| 045167GE7                               | 202509900004383 | Asian Development Bank                              | 4.87500     | 04/09/2025      | 05/21/2026    | 1         | 66,245,000.00    | 66,245,000.00    | 66,362,329.45    | 100.18     | 66,393,388.80    | 31,059.35      | 897,067.71       | 4.0478     |
| 045167GE7                               | 202511300004436 | Asian Development Bank                              | 4.87500     | 04/23/2025      | 05/21/2026    | 1         | 100,000,000.00   | 100,000,000.00   | 100,187,628.87   | 100.19     | 100,224,000.00   | 36,371.13      | 1,354,166.67     | 4.0009     |
| 47816GF12                               | 202605500005596 | Johnson & Johnson                                   | 0.00000     | 02/24/2026      | 06/01/2026    | 3         | 23,500,000.00    | 23,500,000.00    | 23,280,196.59    | 99.06      | 23,280,745.00    | 548.41         | 0.00             | 3.6965     |
| 78013WF13                               | 202529000005114 | Royal Bank of Canada                                | 0.00000     | 10/17/2025      | 06/01/2026    | 3         | 20,000,000.00    | 20,000,000.00    | 19,808,333.36    | 99.04      | 19,813,400.00    | 5,066.64       | 0.00             | 3.8408     |
| 06368LNT9                               | 202422800003530 | Bank of Montreal                                    | 5.30000     | 08/15/2024      | 06/05/2026    | 1         | 21,000,000.00    | 21,000,000.00    | 21,038,751.14    | 100.18     | 21,071,190.00    | 32,438.86      | 265,883.33       | 4.5602     |
| 47816GFN4                               | 202605000005585 | Johnson & Johnson                                   | 0.00000     | 02/19/2026      | 06/22/2026    | 3         | 50,000,000.00    | 50,000,000.00    | 49,431,861.26    | 98.86      | 49,426,000.00    | -5,861.26      | 0.00             | 3.6653     |
| 91282CHM6                               | 202513500004518 | United States of America                            | 4.50000     | 05/15/2025      | 07/15/2026    | 1         | 100,000,000.00   | 100,000,000.00   | 100,134,683.11   | 100.13     | 100,309,000.00   | 174,316.89     | 559,392.27       | 4.1270     |
| 037833BZ2                               | 202525100004951 | Apple Inc   | 2.45000     | 09/08/2025      | 08/04/2026    | 1         | 139,920,000.00   | 139,920,000.00   | 139,089,300.10   | 99.41      | 139,151,839.20   | 62,539.10      | 257,103.00       | 3.8831     |
| 94988J6D4                               | 202528100005074 | Wells Fargo Bank NA                                 | 5.45000     | 10/08/2025      | 08/07/2026    | 1         | 39,860,000.00    | 39,860,000.00    | 40,065,748.73    | 100.52     | 40,079,628.60    | 13,879.87      | 144,824.67       | 3.9357     |
| 94988J6D4                               | 202512700004498 | Wells Fargo Bank NA                                 | 5.45000     | 05/07/2025      | 08/07/2026    | 1         | 27,000,000.00    | 27,000,000.00    | 27,103,761.00    | 100.38     | 27,148,770.00    | 45,009.00      | 98,100.00        | 4.3094     |
| 94988J6D4                               | 202326500002474 | Wells Fargo Bank NA                                 | 5.45000     | 09/22/2023      | 08/07/2026    | 1         | 60,000,000.00    | 60,000,000.00    | 59,951,555.80    | 99.92      | 60,330,600.00    | 379,044.20     | 218,000.00       | 5.6521     |
| 94988J6D4                               | 202326800002478 | Wells Fargo Bank NA                                 | 5.45000     | 09/25/2023      | 08/07/2026    | 1         | 45,000,000.00    | 45,000,000.00    | 44,957,444.58    | 99.91      | 45,247,950.00    | 290,505.42     | 163,500.00       | 5.6871     |
| 594918BR4                               | 202428500003727 | Microsoft Corp                                      | 2.40000     | 10/11/2024      | 08/08/2026    | 1         | 100,000,000.00   | 100,000,000.00   | 99,310,824.98    | 99.31      | 99,402,000.00    | 91,175.02      | 153,333.33       | 4.0538     |
| 594918BR4                               | 202222000001480 | Microsoft Corp                                      | 2.40000     | 06/06/2022      | 08/08/2026    | 1         | 7,030,000.00     | 7,030,000.00     | 7,010,688.76     | 99.73      | 6,987,960.60     | -22,728.16     | 10,779.33        | 3.0760     |
| 06428CAA2                               | 202326800002479 | Bank of America NA                                  | 5.52600     | 09/25/2023      | 08/18/2026    | 1         | 10,000,000.00    | 10,000,000.00    | 9,992,639.45     | 99.93      | 10,061,300.00    | 68,660.55      | 19,955.00        | 5.6981     |
| 06428CAA2                               | 202326800002480 | Bank of America NA                                  | 5.52600     | 09/25/2023      | 08/18/2026    | 1         | 25,000,000.00    | 25,000,000.00    | 24,982,438.70    | 99.93      | 25,153,250.00    | 170,811.30     | 49,887.50        | 5.6901     |
| 06428CAA2                               | 202326800002481 | Bank of America NA                                  | 5.52600     | 09/25/2023      | 08/18/2026    | 1         | 20,107,000.00    | 20,107,000.00    | 20,092,714.94    | 99.93      | 20,230,255.91    | 137,540.97     | 40,123.52        | 5.6920     |
| 459058LK7                               | 202424000003574 | International Bank for Reconstruction & Development | 4.00000     | 08/27/2024      | 08/27/2026    | 1         | 100,000,000.00   | 100,000,000.00   | 99,971,644.43    | 99.97      | 100,126,000.00   | 154,355.57     | 44,444.44        | 4.0610     |
| 594918CN2                               | 202428400003724 | Microsoft Corp                                      | 3.40000     | 10/10/2024      | 09/15/2026    | 1         | 32,721,000.00    | 32,721,000.00    | 32,612,218.45    | 99.67      | 32,668,973.61    | 56,755.16      | 512,992.57       | 4.0464     |
| 91282CHY0                               | 202330400002598 | United States of America                            | 4.62500     | 10/31/2023      | 09/15/2026    | 1         | 100,000,000.00   | 100,000,000.00   | 99,862,991.17    | 99.86      | 100,506,000.00   | 643,008.83     | 2,133,632.60     | 4.8990     |
| 46625HRV4                               | 202530700005158 | JPMorgan Chase & Co                                 | 2.95000     | 11/03/2025      | 10/01/2026    | 1         | 35,009,000.00    | 35,009,000.00    | 34,810,053.39    | 99.43      | 34,823,102.21    | 13,048.82      | 430,318.96       | 3.9552     |
| 3130B3A29                               | 202428500003728 | Federal Home Loan Banks                             | 4.00000     | 10/11/2024      | 10/09/2026    | 2         | 100,000,000.00   | 100,000,000.00   | 99,993,623.97    | 99.99      | 100,238,000.00   | 244,376.03     | 1,577,777.78     | 4.0112     |
| 045167GA5                               | 202410600003110 | Asian Development Bank                              | 4.12500     | 04/15/2024      | 01/12/2027    | 1         | 50,000,000.00    | 50,000,000.00    | 49,704,912.37    | 99.41      | 50,218,500.00    | 513,587.63     | 280,729.17       | 4.8499     |
| 045167GA5                               | 202411600003162 | Asian Development Bank                              | 4.12500     | 04/25/2024      | 01/12/2027    | 1         | 50,000,000.00    | 50,000,000.00    | 49,695,843.92    | 99.39      | 50,218,500.00    | 522,656.08     | 280,729.17       | 4.8724     |
| 045167GA5                               | 202412000003170 | Asian Development Bank                              | 4.12500     | 04/29/2024      | 01/12/2027    | 1         | 23,000,000.00    | 23,000,000.00    | 22,842,604.61    | 99.32      | 23,100,510.00    | 257,905.39     | 129,135.42       | 4.9668     |
| 78016HZZ0                               | 202401900002832 | Royal Bank of Canada                                | 4.87500     | 01/19/2024      | 01/19/2027    | 1         | 50,000,000.00    | 50,000,000.00    | 49,996,319.42    | 99.99      | 50,450,000.00    | 453,680.58     | 284,375.00       | 4.8825     |
| 04517PBX9                               | 202411600003164 | Asian Development Bank                              | 4.18000     | 04/25/2024      | 01/29/2027    | 1         | 45,000,000.00    | 45,000,000.00    | 44,731,379.86    | 99.40      | 45,174,150.00    | 442,770.14     | 167,200.00       | 4.8752     |
| 91282CKA8                               | 202521100004789 | United States of America                            | 4.12500     | 07/30/2025      | 02/15/2027    | 1         | 100,000,000.00   | 100,000,000.00   | 100,148,029.43   | 100.15     | 100,540,000.00   | 391,970.57     | 159,530.39       | 3.9643     |
| 91282CKE0                               | 202521200004793 | United States of America                            | 4.25000     | 07/31/2025      | 03/15/2027    | 1         | 100,000,000.00   | 100,000,000.00   | 100,330,104.52   | 100.33     | 100,747,000.00   | 416,895.48     | 1,960,635.36     | 3.9143     |
| 037833CR9                               | 202305800001962 | Apple Inc   | 3.20000     | 02/27/2023      | 05/11/2027    | 1         | 20,443,000.00    | 20,443,000.00    | 20,136,199.80    | 98.50      | 20,366,747.61    | 230,547.81     | 199,887.11       | 4.5438     |
| 037833CR9                               | 202326900002487 | Apple Inc   | 3.20000     | 09/26/2023      | 05/11/2027    | 1         | 16,877,000.00    | 16,877,000.00    | 16,550,085.69    | 98.06      | 16,814,048.79    | 263,963.10     | 165,019.56       | 4.9447     |

# Investment Inventory

KING

Accounting Period: 02/28/2026

Lot Basis: LOCAL Accounting Basis: GAAP

| Security ID | Lot Id          | Issuer  | Coupon Rate | Settlement Date | Maturity Date | FAS Level | Quantity       | Original Face  | Book Value     | Book Price | Market Value   | UnRealized G/L | Accrued Interest | Book Yield |
|-------------|-----------------|---|-------------|-----------------|---------------|-----------|----------------|----------------|----------------|------------|----------------|----------------|------------------|------------|
| 91282CET4   | 202329700002579 | United States of America                            | 2.62500     | 10/24/2023      | 05/31/2027    | 1         | 100,000,000.00 | 100,000,000.00 | 97,429,040.13  | 97.43      | 98,953,000.00  | 1,523,959.87   | 656,250.00       | 4.8364     |
| 91282CNE7   | 202530200005142 | United States of America                            | 3.87500     | 10/29/2025      | 05/31/2027    | 1         | 100,000,000.00 | 100,000,000.00 | 100,409,164.32 | 100.41     | 100,477,000.00 | 67,835.68      | 968,750.00       | 3.5334     |
| 91282CKV2   | 202530200005143 | United States of America                            | 4.62500     | 10/29/2025      | 06/15/2027    | 1         | 50,000,000.00  | 50,000,000.00  | 50,686,069.78  | 101.37     | 50,719,000.00  | 32,930.22      | 482,829.67       | 3.5190     |
| 13607L8C0   | 202418000003376 | Canadian Imperial Bank of Commerce                  | 5.23700     | 06/28/2024      | 06/28/2027    | 1         | 5,000,000.00   | 5,000,000.00   | 5,000,000.00   | 100.00     | 5,091,700.00   | 91,700.00      | 45,823.75        | 5.2352     |
| 91282CKZ3   | 202521200004794 | United States of America                            | 4.37500     | 07/31/2025      | 07/15/2027    | 1         | 100,000,000.00 | 100,000,000.00 | 100,616,711.37 | 100.62     | 101,227,000.00 | 610,288.63     | 543,853.59       | 3.8954     |
| 045167FP3   | 202429700003777 | Asian Development Bank                              | 3.12500     | 10/23/2024      | 08/20/2027    | 1         | 229,670,000.00 | 229,670,000.00 | 226,885,640.15 | 98.79      | 228,618,111.40 | 1,732,471.25   | 219,373.13       | 4.0003     |
| 3130B7QM9   | 202525400004964 | Federal Home Loan Banks                             | 3.50000     | 09/11/2025      | 09/09/2027    | 2         | 35,000,000.00  | 35,000,000.00  | 34,969,547.07  | 99.91      | 35,063,350.00  | 93,802.93      | 578,472.22       | 3.5598     |
| 037833DB3   | 202509200004347 | Apple Inc   | 2.90000     | 04/02/2025      | 09/12/2027    | 1         | 18,000,000.00  | 18,000,000.00  | 17,690,626.04  | 98.28      | 17,823,420.00  | 132,793.96     | 245,050.00       | 4.0908     |
| 58933YBP9   | 202525200004956 | Merck & Co Inc                                      | 3.85000     | 09/09/2025      | 09/15/2027    | 1         | 30,000,000.00  | 30,000,000.00  | 29,978,252.08  | 99.93      | 30,149,400.00  | 171,147.92     | 551,833.33       | 3.8991     |
| 91282CFZ9   | 202409300003072 | United States of America                            | 3.87500     | 04/02/2024      | 11/30/2027    | 1         | 150,000,000.00 | 150,000,000.00 | 148,627,802.23 | 99.09      | 151,159,500.00 | 2,531,697.77   | 1,453,125.00     | 4.4385     |
| 9128283W8   | 202329000002547 | United States of America                            | 2.75000     | 10/17/2023      | 02/15/2028    | 1         | 100,000,000.00 | 100,000,000.00 | 96,274,958.38  | 96.27      | 98,805,000.00  | 2,530,041.62   | 106,353.59       | 4.8781     |
| 45818WGD2   | 202508600004328 | Inter-American Development Bank                     | 4.35000     | 03/27/2025      | 02/28/2028    | 1         | 48,000,000.00  | 48,000,000.00  | 48,225,619.66  | 100.47     | 48,459,840.00  | 234,220.34     | 17,400.00        | 4.0961     |
| 29874QEX8   | 202416600003324 | European Bank for Reconstruction & Development      | 4.37500     | 06/14/2024      | 03/09/2028    | 1         | 60,000,000.00  | 60,000,000.00  | 59,911,016.20  | 99.85      | 61,069,200.00  | 1,158,183.80   | 1,254,453.33     | 4.4511     |
| 29874QEX8   | 202306800001998 | European Bank for Reconstruction & Development      | 4.37500     | 03/09/2023      | 03/09/2028    | 1         | 100,000,000.00 | 100,000,000.00 | 99,835,161.27  | 99.84      | 101,782,000.00 | 1,946,838.73   | 2,090,755.56     | 4.4598     |
| 06051GGL7   | 202530400005151 | Bank of America Corp                                | 3.70500     | 10/31/2025      | 04/24/2028    | 1         | 20,431,000.00  | 20,431,000.00  | 20,324,298.99  | 99.48      | 20,365,825.11  | 41,526.12      | 267,041.68       | 3.9628     |
| 45818WFL5   | 202411600003163 | Inter-American Development Bank                     | 4.70000     | 04/25/2024      | 07/18/2028    | 1         | 28,000,000.00  | 28,000,000.00  | 27,970,221.68  | 99.89      | 28,536,200.00  | 565,978.32     | 157,188.89       | 4.7514     |
| 06051GGR4   | 202530400005152 | Bank of America Corp                                | 3.59300     | 10/31/2025      | 07/21/2028    | 1         | 54,403,000.00  | 54,403,000.00  | 53,987,596.22  | 99.24      | 54,084,742.45  | 97,146.23      | 217,188.87       | 3.9318     |
| 06051GKW8   | 202602100005470 | Bank of America Corp                                | 4.94800     | 01/21/2026      | 07/22/2028    | 1         | 71,697,000.00  | 71,697,000.00  | 72,543,548.08  | 101.18     | 72,596,797.35  | 53,249.27      | 384,319.82       | 4.0647     |
| 459058KW2   | 202328400002534 | International Bank for Reconstruction & Development | 4.62500     | 10/11/2023      | 08/01/2028    | 1         | 50,000,000.00  | 50,000,000.00  | 49,672,271.73  | 99.34      | 51,401,000.00  | 1,728,728.27   | 192,750.00       | 4.9240     |
| 459058KW2   | 202329200002564 | International Bank for Reconstruction & Development | 4.62500     | 10/19/2023      | 08/01/2028    | 1         | 75,000,000.00  | 75,000,000.00  | 74,422,462.23  | 99.23      | 77,101,500.00  | 2,679,037.77   | 289,125.00       | 4.9766     |
| 037833EH9   | 202329200002563 | Apple Inc   | 1.40000     | 10/19/2023      | 08/05/2028    | 1         | 50,000,000.00  | 50,000,000.00  | 45,944,644.52  | 91.89      | 47,555,000.00  | 1,610,355.48   | 50,555.56        | 5.0904     |
| 045167FZ1   | 202410600003109 | Asian Development Bank                              | 4.50000     | 04/15/2024      | 08/25/2028    | 1         | 75,000,000.00  | 75,000,000.00  | 74,569,696.20  | 99.43      | 76,936,500.00  | 2,366,803.80   | 56,250.00        | 4.7572     |
| 045167FZ1   | 202416900003354 | Asian Development Bank                              | 4.50000     | 06/17/2024      | 08/25/2028    | 1         | 50,000,000.00  | 50,000,000.00  | 50,137,538.47  | 100.28     | 51,291,000.00  | 1,153,461.53   | 37,500.00        | 4.3761     |
| 045167FZ1   | 202328400002535 | Asian Development Bank                              | 4.50000     | 10/11/2023      | 08/25/2028    | 1         | 50,000,000.00  | 50,000,000.00  | 49,514,496.17  | 99.03      | 51,291,000.00  | 1,776,503.83   | 37,500.00        | 4.9440     |
| 91282CJA0   | 202430500003800 | United States of America                            | 4.62500     | 10/31/2024      | 09/30/2028    | 1         | 150,000,000.00 | 150,000,000.00 | 151,473,710.42 | 100.98     | 154,564,500.00 | 3,090,789.58   | 2,896,978.02     | 4.2091     |
| 4581X0EN4   | 202409400003076 | Inter-American Development Bank                     | 4.12500     | 04/03/2024      | 02/15/2029    | 1         | 25,000,000.00  | 25,000,000.00  | 24,788,961.13  | 99.16      | 25,480,500.00  | 691,538.87     | 45,833.33        | 4.4441     |
| 4581X0EN4   | 202416900003353 | Inter-American Development Bank                     | 4.12500     | 06/17/2024      | 02/15/2029    | 1         | 50,000,000.00  | 50,000,000.00  | 49,728,293.24  | 99.46      | 50,961,000.00  | 1,232,706.76   | 91,666.67        | 4.3286     |
| 58933YBW4   | 202601400005432 | Merck & Co Inc                                      | 3.85000     | 01/14/2026      | 03/15/2029    | 1         | 30,000,000.00  | 30,000,000.00  | 29,976,988.61  | 99.92      | 30,120,600.00  | 143,611.39     | 279,125.00       | 3.8775     |
| 45906M5H0   | 202525200004957 | International Bank for Reconstruction & Development | 5.17000     | 09/09/2025      | 04/24/2029    | 1         | 67,310,000.00  | 67,310,000.00  | 67,615,566.04  | 100.45     | 67,581,932.40  | -33,633.64     | 357,659.16       | 3.9994     |
| 45950KDHO   | 202418400003387 | International Finance Corp                          | 4.25000     | 07/02/2024      | 07/02/2029    | 1         | 100,000,000.00 | 100,000,000.00 | 99,670,575.20  | 99.67      | 102,467,000.00 | 2,796,424.80   | 696,527.78       | 4.3598     |
| 045167GH0   | 202427100003680 | Asian Development Bank                              | 3.62500     | 09/27/2024      | 08/28/2029    | 1         | 60,000,000.00  | 60,000,000.00  | 59,987,650.05  | 99.98      | 60,313,800.00  | 326,149.95     | 18,125.00        | 3.6310     |
| 045167GH0   | 202428100003714 | Asian Development Bank                              | 3.62500     | 10/07/2024      | 08/28/2029    | 1         | 33,795,000.00  | 33,795,000.00  | 33,573,552.42  | 99.34      | 33,971,747.85  | 398,195.43     | 10,208.91        | 3.8320     |
| 4581X0EF1   | 202428100003715 | Inter-American Development Bank                     | 3.50000     | 10/07/2024      | 09/14/2029    | 1         | 25,000,000.00  | 25,000,000.00  | 24,745,507.49  | 98.98      | 25,018,500.00  | 272,992.51     | 405,902.78       | 3.8182     |
| 459058LN1   | 202429000003737 | International Bank for Reconstruction & Development | 3.87500     | 10/16/2024      | 10/16/2029    | 1         | 100,000,000.00 | 100,000,000.00 | 99,810,775.00  | 99.81      | 101,335,000.00 | 1,524,225.00   | 1,453,500.00     | 3.9330     |
| 13607QWB4   | 202602900005486 | Canadian Imperial Bank of Commerce                  | 4.28300     | 01/29/2026      | 01/29/2030    | 1         | 5,000,000.00   | 5,000,000.00   | 5,000,000.00   | 100.00     | 5,033,600.00   | 33,600.00      | 19,035.56        | 4.2830     |
| 06418GAY3   | 202603300005495 | Bank of Nova Scotia/The                             | 4.24700     | 02/02/2026      | 02/02/2030    | 1         | 10,000,000.00  | 10,000,000.00  | 10,000,000.00  | 100.00     | 10,049,300.00  | 49,300.00      | 34,211.94        | 4.2470     |
| 38384EMV4   | 202327200002497 | Government National Mortgage Association            | 6.00000     | 09/29/2023      | 10/20/2032    | 2         | 14,715,489.66  | 18,761,661.00  | 14,786,071.48  | 100.48     | 14,859,848.61  | 73,777.13      | 73,577.45        | 5.5163     |
| 3137HPKU6   | 202605800005607 | Federal Home Loan Mortgage Corp                     | 4.15000     | 02/27/2026      | 12/15/2032    | 2         | 86,902,125.62  | 88,664,805.00  | 86,780,120.34  | 99.86      | 87,052,466.30  | 272,345.96     | 300,536.52       | 4.0403     |
| 3137HARB4   | 202329600002572 | Federal Home Loan Mortgage Corp                     | 6.00000     | 10/23/2023      | 12/25/2032    | 2         | 34,664,756.72  | 44,000,000.00  | 34,423,918.38  | 99.31      | 35,552,521.14  | 1,128,602.76   | 173,323.78       | 6.2257     |
| 3137HQ7M7   | 202603000005490 | Federal Home Loan Mortgage Corp                     | 4.00000     | 01/30/2026      | 01/15/2033    | 2         | 100,000,000.00 | 100,000,000.00 | 98,765,556.01  | 98.77      | 99,607,000.00  | 841,443.99     | 333,333.33       | 4.2249     |
| 3137HQ7M7   | 202605800005606 | Federal Home Loan Mortgage Corp                     | 4.00000     | 02/27/2026      | 01/15/2033    | 2         | 34,333,859.34  | 34,578,691.00  | 34,119,621.08  | 99.38      | 34,198,927.28  | 79,306.20      | 114,446.20       | 4.0405     |
| 31393BHP3   | 202222000001327 | Federal National Mortgage Association               | 4.50000     | 05/30/2003      | 05/25/2033    | 2         | 197,433.99     | 50,000,000.00  | 198,662.29     | 100.62     | 197,258.27     | -1,404.02      | 740.38           | 4.2215     |
| 31393BHU2   | 202222000001329 | Federal National Mortgage Association               | 4.50000     | 05/30/2003      | 05/25/2033    | 2         | 195,869.70     | 45,000,000.00  | 197,088.41     | 100.62     | 195,850.11     | -1,238.30      | 734.51           | 4.1872     |
| 31393BHY4   | 202222000001328 | Federal National Mortgage Association               | 4.50000     | 05/30/2003      | 05/25/2033    | 2         | 186,946.41     | 35,677,000.00  | 188,116.50     | 100.63     | 185,394.76     | -2,721.75      | 701.05           | 4.1810     |
| 38384DYF8   | 202330300002594 | Government National Mortgage Association            | 5.00000     | 10/30/2023      | 07/20/2037    | 2         | 13,415,298.68  | 45,513,403.00  | 13,039,994.52  | 97.20      | 13,413,420.54  | 373,426.02     | 55,897.08        | 6.0787     |
| 38383XGH1   | 202320200002318 | Government National Mortgage Association            | 5.00000     | 07/21/2023      | 04/20/2040    | 2         | 14,483,270.30  | 43,655,678.00  | 14,412,177.29  | 99.51      | 14,476,463.16  | 64,285.87      | 60,346.96        | 5.0723     |
| 38383VBQ0   | 202326400002469 | Government National Mortgage Association            | 4.25000     | 09/21/2023      | 12/20/2040    | 2         | 34,351,501.43  | 51,251,426.00  | 33,200,509.27  | 96.65      | 34,640,054.04  | 1,439,544.77   | 121,661.57       | 4.8636     |
| 38384DUG0   | 202330300002593 | Government National Mortgage Association            | 5.50000     | 10/30/2023      | 03/20/2041    | 2         | 10,703,016.90  | 73,613,000.00  | 10,425,243.84  | 97.40      | 10,737,052.49  | 311,808.65     | 49,055.49        | 7.0628     |
| 38384EZ24   | 202327200002499 | Government National Mortgage Association            | 6.00000     | 09/29/2023      | 05/20/2042    | 2         | 3,997,362.10   | 19,698,000.00  | 3,991,523.26   | 99.85      | 4,029,940.60   | 38,417.34      | 19,986.81        | 5.9060     |
| 38383WPX8   | 202320500002322 | Government National Mortgage Association            | 5.50000     | 07/24/2023      | 07/20/2042    | 2         | 24,775,717.24  | 35,972,060.00  | 25,049,455.25  | 101.10     | 25,311,120.49  | 261,665.24     | 113,555.37       | 5.0651     |
| 38384ENJ0   | 202327200002498 | Government National Mortgage Association            | 6.00000     | 09/29/2023      | 03/20/2046    | 2         | 10,187,112.67  | 81,668,302.00  | 10,167,237.32  | 99.80      | 10,211,154.25  | 43,916.93      | 50,935.56        | 5.9485     |

# Investment Inventory

KING

Accounting Period: 02/28/2026

Lot Basis: LOCAL Accounting Basis: GAAP

| Security ID                               | Lot Id          | Issuer                                   | Coupon Rate    | Settlement Date | Maturity Date | FAS Level | Quantity                | Original Face            | Book Value              | Book Price | Market Value            | UnRealized G/L       | Accrued Interest     | Book Yield    |
|---|-----------------|--|----------------|-----------------|---------------|-----------|-------------------------|--------------------------|-------------------------|------------|-------------------------|----------------------|----------------------|---------------|
| 38383UV72                                 | 202326500002473 | Government National Mortgage Association | 4.50000        | 09/22/2023      | 06/20/2046    | 2         | 26,126,608.60           | 44,928,993.00            | 25,419,910.66           | 97.30      | 26,088,202.48           | 668,291.82           | 97,974.78            | 4.9499        |
| 3137HCN57                                 | 202412100003173 | Federal Home Loan Mortgage Corp          | 5.50000        | 04/30/2024      | 09/25/2046    | 2         | 41,253,555.24           | 61,200,000.00            | 41,064,243.45           | 99.54      | 42,293,557.37           | 1,229,313.92         | 189,078.79           | 5.5531        |
| 38383UY87                                 | 202321200002341 | Government National Mortgage Association | 5.50000        | 07/31/2023      | 12/20/2046    | 2         | 25,246,536.45           | 50,876,589.00            | 25,200,941.82           | 99.82      | 25,463,404.19           | 262,462.37           | 115,713.29           | 5.4730        |
| 38384EMU6                                 | 202327200002496 | Government National Mortgage Association | 6.00000        | 09/29/2023      | 06/20/2047    | 2         | 13,253,736.48           | 62,054,000.00            | 13,253,736.48           | 100.00     | 13,272,954.40           | 19,217.92            | 66,268.68            | 5.8537        |
| 38384DJU2                                 | 202332400002670 | Government National Mortgage Association | 5.50000        | 11/20/2023      | 09/20/2047    | 2         | 14,253,467.05           | 47,544,904.00            | 14,100,446.25           | 98.93      | 14,302,926.58           | 202,480.33           | 65,328.39            | 5.8352        |
| 38383WSE7                                 | 202320600002329 | Government National Mortgage Association | 5.50000        | 07/25/2023      | 11/20/2047    | 2         | 7,975,557.59            | 47,144,724.00            | 7,947,190.30            | 99.64      | 7,974,281.50            | 27,091.20            | 36,554.64            | 5.5282        |
| 3136BQZ36                                 | 202406000002954 | Federal National Mortgage Association    | 5.25000        | 02/29/2024      | 02/25/2048    | 2         | 58,509,805.00           | 100,000,000.00           | 58,417,672.19           | 99.84      | 59,705,160.32           | 1,287,488.13         | 255,980.40           | 5.0996        |
| 3137HBL85                                 | 202403100002864 | Federal Home Loan Mortgage Corp          | 5.25000        | 01/31/2024      | 02/25/2048    | 2         | 51,792,000.00           | 100,000,000.00           | 51,762,443.35           | 99.94      | 52,784,852.64           | 1,022,409.29         | 226,590.00           | 5.0540        |
| 38384GDR8                                 | 202333400002686 | Government National Mortgage Association | 5.00000        | 11/30/2023      | 04/20/2048    | 2         | 12,251,785.16           | 32,231,000.00            | 12,036,394.09           | 98.24      | 12,286,825.27           | 250,431.18           | 51,049.10            | 5.5647        |
| 3137HCMW9                                 | 202412100003175 | Federal Home Loan Mortgage Corp          | 5.50000        | 04/30/2024      | 04/25/2048    | 2         | 115,525,043.85          | 154,100,000.00           | 115,458,383.19          | 99.94      | 118,756,279.33          | 3,297,896.14         | 529,489.78           | 5.3132        |
| 38384DEP8                                 | 202330300002592 | Government National Mortgage Association | 6.00000        | 10/30/2023      | 06/20/2048    | 2         | 1,253,098.76            | 68,193,868.00            | 1,240,342.47            | 98.98      | 1,251,068.74            | 10,726.27            | 6,265.49             | 6.3495        |
| 38384DDV6                                 | 202330300002591 | Government National Mortgage Association | 6.00000        | 10/30/2023      | 10/20/2048    | 2         | 36,507,121.89           | 46,041,842.00            | 36,171,146.34           | 99.08      | 37,459,957.78           | 1,288,811.44         | 182,535.61           | 6.1010        |
| 38384ELX1                                 | 202329300002568 | Government National Mortgage Association | 6.00000        | 10/20/2023      | 04/20/2049    | 2         | 13,912,858.81           | 33,646,620.00            | 13,794,554.52           | 99.15      | 13,991,883.85           | 197,329.33           | 69,564.29            | 6.2312        |
| 3136BRLQ8                                 | 202408800003058 | Federal National Mortgage Association    | 5.50000        | 03/28/2024      | 09/25/2049    | 2         | 80,399,245.74           | 107,000,000.00           | 80,280,230.64           | 99.85      | 83,126,388.16           | 2,846,157.52         | 368,496.54           | 5.4061        |
| 38384HXA1                                 | 202403000002855 | Government National Mortgage Association | 4.50000        | 01/30/2024      | 02/20/2050    | 2         | 21,522,329.57           | 43,220,619.00            | 21,154,253.87           | 98.29      | 21,523,836.13           | 369,582.26           | 80,708.74            | 5.1530        |
| 3137HKRA4                                 | 202509000004336 | Federal Home Loan Mortgage Corp          | 5.00000        | 03/31/2025      | 03/25/2051    | 2         | 86,099,728.00           | 100,000,000.00           | 86,099,728.00           | 100.00     | 87,184,584.57           | 1,084,856.57         | 358,748.87           | 4.7658        |
| 38384CE47                                 | 202326300002465 | Government National Mortgage Association | 5.50000        | 09/20/2023      | 06/20/2051    | 2         | 16,126,950.18           | 40,842,484.00            | 16,030,416.81           | 99.40      | 16,253,224.20           | 222,807.39           | 73,915.19            | 5.9080        |
| 3136BRAT4                                 | 202409900003095 | Federal National Mortgage Association    | 5.50000        | 04/04/2024      | 06/25/2051    | 2         | 33,866,128.65           | 47,710,035.00            | 33,703,776.58           | 99.52      | 34,331,787.92           | 628,011.34           | 155,219.76           | 5.5570        |
| 3137HNM62                                 | 202527300005030 | Federal Home Loan Mortgage Corp          | 4.75000        | 09/30/2025      | 07/25/2051    | 2         | 48,651,794.00           | 50,000,000.00            | 48,651,794.00           | 100.00     | 48,893,106.90           | 241,312.90           | 192,580.02           | 4.5578        |
| 38384MJP3                                 | 202430200003785 | Government National Mortgage Association | 5.00000        | 10/28/2024      | 08/20/2051    | 2         | 26,097,801.37           | 31,191,762.00            | 25,935,121.88           | 99.38      | 26,356,691.56           | 421,569.68           | 108,740.84           | 5.1583        |
| 38384GCV0                                 | 202333400002687 | Government National Mortgage Association | 5.50000        | 11/30/2023      | 07/20/2052    | 2         | 20,429,131.01           | 36,100,000.00            | 20,264,471.89           | 99.19      | 20,807,478.52           | 543,006.63           | 93,633.52            | 5.7579        |
| 3137HBVL5                                 | 202406000002953 | Federal Home Loan Mortgage Corp          | 5.00000        | 02/29/2024      | 07/25/2052    | 2         | 68,501,061.55           | 104,255,000.00           | 67,864,529.44           | 99.07      | 69,689,554.97           | 1,825,025.53         | 285,421.09           | 5.3170        |
| 3137HHBA8                                 | 202430500003801 | Federal Home Loan Mortgage Corp          | 5.00000        | 10/31/2024      | 07/25/2052    | 2         | 145,319,731.50          | 170,000,000.00           | 144,584,999.56          | 99.49      | 147,166,745.29          | 2,581,745.73         | 605,498.88           | 5.0763        |
| 3136BRCQ8                                 | 202408500003047 | Federal National Mortgage Association    | 5.50000        | 03/25/2024      | 08/25/2052    | 2         | 45,793,789.97           | 79,608,863.00            | 45,713,782.10           | 99.83      | 46,793,926.34           | 1,080,144.24         | 209,888.20           | 5.4046        |
| 3136BRBL0                                 | 202406000002952 | Federal National Mortgage Association    | 5.50000        | 02/29/2024      | 10/25/2052    | 2         | 121,325,640.36          | 183,567,000.00           | 121,096,485.99          | 99.81      | 124,241,095.50          | 3,144,609.51         | 556,075.85           | 5.4134        |
| 3136BVB5                                  | 202509000004337 | Federal National Mortgage Association    | 5.00000        | 03/31/2025      | 12/25/2052    | 2         | 102,423,803.14          | 107,377,000.00           | 102,671,353.91          | 100.24     | 103,810,621.44          | 1,139,267.53         | 426,765.85           | 4.5718        |
| 38384JAG9                                 | 202406000002955 | Government National Mortgage Association | 5.00000        | 02/29/2024      | 01/20/2053    | 2         | 45,589,235.47           | 66,378,000.00            | 45,138,535.70           | 99.01      | 46,023,244.99           | 884,709.29           | 189,955.15           | 5.3123        |
| 38384JJU9                                 | 202406000002951 | Government National Mortgage Association | 5.00000        | 02/29/2024      | 01/20/2053    | 2         | 70,519,858.94           | 87,714,000.00            | 70,099,508.61           | 99.40      | 71,088,954.20           | 989,445.59           | 293,832.75           | 5.1498        |
| 3136BQ6U8                                 | 202407900003034 | Federal National Mortgage Association    | 5.50000        | 03/19/2024      | 03/25/2053    | 2         | 52,679,520.07           | 90,581,000.00            | 52,556,692.18           | 99.77      | 53,715,726.23           | 1,159,034.05         | 241,447.80           | 5.4245        |
| 38384HE95                                 | 202403000002857 | Government National Mortgage Association | 5.00000        | 01/30/2024      | 05/20/2053    | 2         | 41,953,420.39           | 68,305,000.00            | 41,693,169.10           | 99.38      | 42,352,816.95           | 659,647.85           | 174,805.92           | 5.2242        |
| 38384HXY9                                 | 202403000002854 | Government National Mortgage Association | 5.00000        | 01/30/2024      | 12/20/2053    | 2         | 32,043,027.86           | 42,128,000.00            | 31,912,641.43           | 99.59      | 32,329,492.53           | 416,851.10           | 133,512.62           | 5.0783        |
| 38384HYB8                                 | 202403000002856 | Government National Mortgage Association | 5.00000        | 01/30/2024      | 12/20/2053    | 2         | 20,279,646.39           | 37,211,000.00            | 20,191,232.12           | 99.56      | 20,404,366.21           | 213,134.09           | 84,498.53            | 5.1070        |
| 3137HCQB1                                 | 202412100003174 | Federal Home Loan Mortgage Corp          | 5.50000        | 04/30/2024      | 03/25/2054    | 2         | 55,069,784.18           | 86,783,000.00            | 54,869,924.73           | 99.64      | 56,107,849.61           | 1,237,924.88         | 252,403.18           | 5.4990        |
| 3137HMFG0                                 | 202521200004795 | Federal Home Loan Mortgage Corp          | 5.00000        | 07/31/2025      | 03/25/2054    | 2         | 92,902,852.12           | 101,635,000.00           | 92,874,415.24           | 99.97      | 94,220,214.56           | 1,345,799.32         | 387,095.22           | 4.9078        |
| 3136BVK98                                 | 202512000004457 | Federal National Mortgage Association    | 5.00000        | 04/30/2025      | 12/25/2054    | 2         | 96,044,184.89           | 100,798,000.00           | 95,694,197.59           | 99.64      | 97,219,765.72           | 1,525,568.13         | 400,184.10           | 5.0227        |
| 38385LC48                                 | 202603000005491 | HUD Office of the Secretary              | 4.50000        | 01/30/2026      | 01/20/2055    | 2         | 129,619,523.90          | 130,000,000.00           | 129,336,825.47          | 99.78      | 130,424,461.14          | 1,087,635.67         | 486,073.21           | 4.4983        |
| 3136BVR34                                 | 202512000004456 | Federal National Mortgage Association    | 5.25000        | 04/30/2025      | 02/25/2055    | 2         | 122,776,131.00          | 150,000,000.00           | 122,887,999.00          | 100.09     | 124,728,271.48          | 1,840,272.48         | 537,145.57           | 4.9856        |
| <b>Total For: KCIP - 000006210</b>        |                 |  | <b>3.76143</b> |                 |               |           | <b>9,721,598,286.31</b> | <b>11,023,015,359.45</b> | <b>9,690,309,751.89</b> |            | <b>9,773,859,303.91</b> | <b>83,549,552.05</b> | <b>47,214,812.30</b> | <b>4.2722</b> |
| <b>Portfolio: CASH - CASH - 000006210</b> |                 |  |                |                 |               |           |                         |                          |                         |            |                         |                      |                      |               |
| BAC                                       | 202222100001493 | Bank of America                          | 0.00000        | 07/29/2022      | 03/02/2026    | 3         | 1,973,555.68            | 1,973,555.68             | 1,973,555.68            | 100.00     | 1,973,555.68            | 0.00                 | 0.00                 | 0.0000        |
| KEY                                       | 202222100001492 | Key Bank                                 | 0.00000        | 07/29/2022      | 03/02/2026    | 3         | 1,733,010.64            | 1,733,010.64             | 1,733,010.64            | 100.00     | 1,733,010.64            | 0.00                 | 0.00                 | 0.0000        |
| USBANK                                    | 202222100001494 | US BANK OF WASHINGTON                    | 0.00000        | 07/29/2022      | 03/02/2026    | 3         | 14,477,887.72           | 14,477,887.72            | 14,477,887.72           | 100.00     | 14,477,887.72           | 0.00                 | 0.00                 | 0.0000        |
| <b>Total For: CASH - 000006210</b>        |                 |  | <b>0.00000</b> |                 |               |           | <b>18,184,454.04</b>    | <b>18,184,454.04</b>     | <b>18,184,454.04</b>    |            | <b>18,184,454.04</b>    | <b>0.00</b>          | <b>0.00</b>          | <b>0.0000</b> |
| <b>Grand Total:</b>                       |                 |  | <b>3.75438</b> |                 |               |           | <b>9,739,782,740.35</b> | <b>11,041,199,813.49</b> | <b>9,708,494,205.93</b> |            | <b>9,792,043,757.95</b> | <b>83,549,552.05</b> | <b>47,214,812.30</b> | <b>4.2642</b> |

# Investment Inventory

KING

Accounting Period: 02/28/2026

Lot Basis: LOCAL Accounting Basis: GAAP

| Security ID   | Lot Id          | Issuer                   | Coupon Rate    | Settlement Date | Maturity Date | FAS Level | Quantity             | Original Face        | Book Value           | Book Price | Market Value         | UnRealized G/L     | Accrued Interest  | Book Yield    |
|---|-----------------|--------------------------|----------------|-----------------|---------------|-----------|----------------------|----------------------|----------------------|------------|----------------------|--------------------|-------------------|---------------|
| <b>Account: KING - KING COUNTY</b>                                |                 |                          |                |                 |               |           |                      |                      |                      |            |                      |                    |                   |               |
| <b>Portfolio: 000004611 - WATER QUALITY OPERATING - 000004611</b> |                 |                          |                |                 |               |           |                      |                      |                      |            |                      |                    |                   |               |
| 912828U24   | 202222000001339 | United States of America | 2.00000        | 01/31/2018      | 11/15/2026    | 1         | 1,578,800.00         | 1,578,800.00         | 1,571,923.17         | 99.56      | 1,561,085.86         | -10,837.31         | 9,246.01          | 2.6339        |
| 9128283F5   | 202222000001342 | United States of America | 2.25000        | 01/31/2018      | 11/15/2027    | 1         | 1,551,800.00         | 1,551,800.00         | 1,541,399.43         | 99.33      | 1,521,974.40         | -19,425.03         | 10,223.88         | 2.6603        |
| 9128285M8   | 202222000001352 | United States of America | 3.12500        | 01/31/2019      | 11/15/2028    | 1         | 1,454,000.00         | 1,454,000.00         | 1,467,868.46         | 100.95     | 1,444,170.96         | -23,697.50         | 13,304.90         | 2.7503        |
| 912828YS3   | 202222000001364 | United States of America | 1.75000        | 01/31/2020      | 11/15/2029    | 1         | 1,469,000.00         | 1,469,000.00         | 1,478,653.94         | 100.66     | 1,383,959.59         | -94,694.35         | 7,527.61          | 1.5649        |
| 91282CAV3   | 202222000001390 | United States of America | 0.87500        | 01/15/2021      | 11/15/2030    | 1         | 1,531,400.00         | 1,531,400.00         | 1,515,326.05         | 98.95      | 1,357,739.24         | -157,586.81        | 3,923.68          | 1.1059        |
| 91282CDJ7   | 202222000001437 | United States of America | 1.37500        | 01/31/2022      | 11/15/2031    | 1         | 1,552,000.00         | 1,552,000.00         | 1,519,117.52         | 97.88      | 1,374,001.12         | -145,116.40        | 6,248.73          | 1.7712        |
| 91282CFV8   | 202303100001908 | United States of America | 4.12500        | 01/31/2023      | 11/15/2032    | 1         | 1,475,000.00         | 1,475,000.00         | 1,523,100.08         | 103.26     | 1,511,875.00         | -11,225.08         | 17,816.13         | 3.5615        |
| <b>Total For: WATER QUALITY OPERATING - 000004611</b>             |                 |                          | <b>2.21186</b> |                 |               |           | <b>10,612,000.00</b> | <b>10,612,000.00</b> | <b>10,617,388.65</b> |            | <b>10,154,806.18</b> | <b>-462,582.48</b> | <b>68,290.94</b>  | <b>2.2965</b> |
| <b>Portfolio: 114066030 - NORTHSHORE POOL PLUS - 114066030</b>    |                 |                          |                |                 |               |           |                      |                      |                      |            |                      |                    |                   |               |
| 91282CDK4   | 202318800002282 | United States of America | 1.25000        | 07/07/2023      | 11/30/2026    | 1         | 1,850,000.00         | 1,850,000.00         | 1,807,178.01         | 97.69      | 1,818,328.00         | 11,149.99          | 5,781.25          | 4.5145        |
| 9128283F5   | 202222000001349 | United States of America | 2.25000        | 01/04/2019      | 11/15/2027    | 1         | 1,021,000.00         | 1,021,000.00         | 1,016,210.20         | 99.53      | 1,001,376.38         | -14,833.82         | 6,726.75          | 2.5364        |
| 9128285M8   | 202318800002283 | United States of America | 3.12500        | 07/07/2023      | 11/15/2028    | 1         | 1,700,000.00         | 1,700,000.00         | 1,650,038.66         | 97.06      | 1,688,508.00         | 38,469.34          | 15,555.94         | 4.3176        |
| 912828YS3   | 202222000001365 | United States of America | 1.75000        | 01/31/2020      | 11/15/2029    | 1         | 979,000.00           | 979,000.00           | 985,433.83           | 100.66     | 922,325.69           | -63,108.14         | 5,016.70          | 1.5649        |
| 91282CAV3   | 202318800002284 | United States of America | 0.87500        | 07/07/2023      | 11/15/2030    | 1         | 2,200,000.00         | 2,200,000.00         | 1,913,283.38         | 86.97      | 1,950,520.00         | 37,236.62          | 5,636.74          | 4.0186        |
| 91282CDJ7   | 202222000001436 | United States of America | 1.37500        | 01/31/2022      | 11/15/2031    | 1         | 1,035,000.00         | 1,035,000.00         | 1,013,071.31         | 97.88      | 916,295.85           | -96,775.46         | 4,167.16          | 1.7712        |
| 91282CFV8   | 202318800002287 | United States of America | 4.12500        | 07/07/2023      | 11/15/2032    | 1         | 1,650,000.00         | 1,650,000.00         | 1,654,712.86         | 100.29     | 1,691,250.00         | 36,537.14          | 19,929.90         | 4.0743        |
| 91282CGM7   | 202318800002289 | United States of America | 3.50000        | 07/07/2023      | 02/15/2033    | 1         | 1,800,000.00         | 1,800,000.00         | 1,743,318.28         | 96.85      | 1,775,322.00         | 32,003.72          | 2,436.46          | 4.0508        |
| 91282CJ1  | 202403100002865 | United States of America | 4.50000        | 01/31/2024      | 11/15/2033    | 1         | 968,000.00           | 968,000.00           | 992,625.01           | 102.54     | 1,014,018.72         | 21,393.71          | 12,755.14         | 4.1014        |
| 91282CLW9   | 202502400004109 | United States of America | 4.25000        | 01/24/2025      | 11/15/2034    | 1         | 1,405,000.00         | 1,405,000.00         | 1,367,032.52         | 97.30      | 1,443,468.90         | 76,436.38          | 17,484.88         | 4.6405        |
| 91282CNT4   | 202532100005211 | United States of America | 4.25000        | 11/17/2025      | 08/15/2035    | 1         | 985,000.00           | 985,000.00           | 995,234.42           | 101.04     | 1,009,467.40         | 14,232.98          | 1,618.99          | 4.1138        |
| <b>Total For: NORTHSHORE POOL PLUS - 114066030</b>                |                 |                          | <b>2.76964</b> |                 |               |           | <b>15,593,000.00</b> | <b>15,593,000.00</b> | <b>15,138,138.48</b> |            | <b>15,230,880.94</b> | <b>92,742.46</b>   | <b>97,109.91</b>  | <b>3.7784</b> |
| <b>Portfolio: 370013030 - CWA WATER SUPPLY DEV - 370013030</b>    |                 |                          |                |                 |               |           |                      |                      |                      |            |                      |                    |                   |               |
| 912828U24   | 202222000001472 | United States of America | 2.00000        | 05/18/2022      | 11/15/2026    | 1         | 1,000,000.00         | 1,000,000.00         | 993,715.27           | 99.37      | 988,780.00           | -4,935.27          | 5,856.35          | 2.9509        |
| 9128283F5   | 202222000001469 | United States of America | 2.25000        | 05/18/2022      | 11/15/2027    | 1         | 1,100,000.00         | 1,100,000.00         | 1,087,589.03         | 98.87      | 1,078,858.00         | -8,731.03          | 7,247.24          | 2.9687        |
| 9128285M8   | 202222000001470 | United States of America | 3.12500        | 05/18/2022      | 11/15/2028    | 1         | 1,000,000.00         | 1,000,000.00         | 1,003,161.55         | 100.32     | 993,240.00           | -9,921.55          | 9,150.55          | 2.9936        |
| 9128286B1   | 202228000001656 | United States of America | 2.62500        | 10/07/2022      | 02/15/2029    | 1         | 1,150,000.00         | 1,150,000.00         | 1,107,483.29         | 96.30      | 1,125,206.00         | 17,722.71          | 1,167.47          | 4.0516        |
| 9128286T2   | 202228000001655 | United States of America | 2.37500        | 10/07/2022      | 05/15/2029    | 1         | 1,025,000.00         | 1,025,000.00         | 977,472.79           | 95.36      | 993,091.75           | 15,618.96          | 7,128.28          | 4.0356        |
| 91282CAV3   | 202222000001473 | United States of America | 0.87500        | 05/18/2022      | 11/15/2030    | 1         | 1,200,000.00         | 1,200,000.00         | 1,097,211.57         | 91.43      | 1,063,920.00         | -33,291.57         | 3,074.59          | 2.9436        |
| 91282CCS8   | 202318800002285 | United States of America | 1.25000        | 07/07/2023      | 08/15/2031    | 1         | 1,235,000.00         | 1,235,000.00         | 1,074,138.59         | 86.97      | 1,093,123.20         | 18,984.61          | 597.03            | 4.0773        |
| 91282CFV8   | 202318800002286 | United States of America | 4.12500        | 07/07/2023      | 11/15/2032    | 1         | 990,000.00           | 990,000.00           | 992,827.74           | 100.29     | 1,014,750.00         | 21,922.26          | 11,957.94         | 4.0713        |
| 91282CGM7   | 202318800002288 | United States of America | 3.50000        | 07/07/2023      | 02/15/2033    | 1         | 615,000.00           | 615,000.00           | 595,633.74           | 96.85      | 606,568.35           | 10,934.61          | 832.46            | 4.0508        |
| <b>Total For: CWA WATER SUPPLY DEV - 370013030</b>                |                 |                          | <b>2.38328</b> |                 |               |           | <b>9,315,000.00</b>  | <b>9,315,000.00</b>  | <b>8,929,233.57</b>  |            | <b>8,957,537.30</b>  | <b>28,303.73</b>   | <b>47,011.91</b>  | <b>3.5457</b> |
| <b>Portfolio: 370018010 - CWA REV BOND FUND - 370018010</b>       |                 |                          |                |                 |               |           |                      |                      |                      |            |                      |                    |                   |               |
| 912828U24   | 202222000001340 | United States of America | 2.00000        | 01/31/2018      | 11/15/2026    | 1         | 526,200.00           | 526,200.00           | 523,907.98           | 99.56      | 520,296.04           | -3,611.94          | 3,081.61          | 2.6340        |
| 9128283F5   | 202222000001341 | United States of America | 2.25000        | 01/31/2018      | 11/15/2027    | 1         | 517,200.00           | 517,200.00           | 513,733.57           | 99.33      | 507,259.42           | -6,474.15          | 3,407.52          | 2.6603        |
| 9128285M8   | 202222000001350 | United States of America | 3.12500        | 01/04/2019      | 11/15/2028    | 1         | 475,000.00           | 475,000.00           | 481,204.59           | 101.31     | 471,789.00           | -9,415.59          | 4,346.51          | 2.6136        |
| 9128285M8   | 202222000001351 | United States of America | 3.12500        | 01/31/2019      | 11/15/2028    | 1         | 483,000.00           | 483,000.00           | 487,606.96           | 100.95     | 479,734.92           | -7,872.04          | 4,419.72          | 2.7503        |
| 91282CFY2   | 202303100001909 | United States of America | 3.87500        | 01/31/2023      | 11/30/2029    | 1         | 1,015,000.00         | 1,015,000.00         | 1,022,597.97         | 100.75     | 1,029,991.55         | 7,393.58           | 9,832.81          | 3.6539        |
| 91282CAV3   | 202222000001389 | United States of America | 0.87500        | 01/15/2021      | 11/15/2030    | 1         | 510,600.00           | 510,600.00           | 505,240.54           | 98.95      | 452,697.96           | -52,542.58         | 1,308.24          | 1.1059        |
| 91282CAV3   | 202222000001435 | United States of America | 0.87500        | 01/31/2022      | 11/15/2030    | 1         | 540,000.00           | 540,000.00           | 519,293.70           | 96.17      | 478,764.00           | -40,529.70         | 1,383.56          | 1.7360        |
| <b>Total For: CWA REV BOND FUND - 370018010</b>                   |                 |                          | <b>2.48923</b> |                 |               |           | <b>4,067,000.00</b>  | <b>4,067,000.00</b>  | <b>4,053,585.31</b>  |            | <b>3,940,532.88</b>  | <b>-113,052.42</b> | <b>27,779.97</b>  | <b>2.6007</b> |
| <b>Grand Total:</b>   |                 |                          | <b>2.49837</b> |                 |               |           | <b>39,587,000.00</b> | <b>39,587,000.00</b> | <b>38,738,346.01</b> |            | <b>38,283,757.30</b> | <b>-454,588.71</b> | <b>240,192.73</b> | <b>3.1954</b> |

**King County Executive Finance Committee**

Interfund Borrowing Report for EFC (FEB-2026 period)

Below is a summary of the causes of the current deficit cash balances.

Funds listed in Black have a description of the cause of the deficit; funds listed in Blue have an EFC-approved loan in place.

Items in Green have not yet been analyzed or needs to be revisited; items in Red appear unusual in nature and should be discussed during today's meeting.

| <b>Interest on Interfund Loans - County Tier 2 Funds Paying Interest</b>                    |               |                 |                        |                     |                                    |  |
|---|---------------|-----------------|------------------------|---------------------|------------------------------------|--|
|   | <i>Item #</i> | <i>Fund No.</i> | <i>Months Reported</i> | <i>Average Cash</i> | <i>Fund Name</i>                   | <i>Description</i>                                 |
| E,F   | A1            | 00-000-001-0    | 1                      | (13,278,036.76)     | CURRENT EXPENSE SUB-FUND           | Property tax seasonality, pending receipts         |
| APPRV'D   | A2            | 00-000-395-1    | >12                    | (105,807,713.50)    | BLDG REPAIR/REPL SUBFUND           | Approved interfund loan in place                   |
| <b>Pooled Tier 1 Funds with Negative Cash Balances</b>                                      |               |                 |                        |                     |                                    |  |
|   | <i>Item #</i> | <i>Fund No.</i> | <i>Lowest Cash</i>     | <i>Average Cash</i> | <i>Fund Name</i>                   | <i>Description</i>                                 |
| F   | B1            | 00-000-122-1    | 1                      | (4,537.79)          | AFIS 2026-2032 LEVY                | New fund, timing of reimbursements                 |
| APPRV'D   | B2            | 00-000-131-1    | 2                      | (539,038.69)        | NOXIOUS WEED CONTROL               | Approved interfund loan in place                   |
| APPRV'D   | B3            | 00-000-134-0    | >12                    | (4,254,276.12)      | PERMITTING DIVISION FUND           | Approved interfund loan in place                   |
| APPRV'D   | B4            | 00-000-156-1    | >12                    | (2,084,895.10)      | KC FLD CNTRL OPR CONTRACT          | Approved interfund loan in place                   |
| B   | B5            | 00-000-175-0    | 2                      | (210,753.29)        | HARBORVIEW CONSTR & INFRASTRUCTURE | New fund, pending internal reimbursements          |
| APPRV'D   | B6            | 00-000-331-0    | >12                    | (17,964,736.22)     | LONG-TERM LEASES                   | Approved interfund loan in place                   |
| APPRV'D   | B7            | 00-000-357-1    | >12                    | (7,149,868.92)      | KC FLD CNTRL CAP CONTRACT          | Approved interfund loan in place                   |
| APPRV'D   | B8            | 00-000-376-0    | >12                    | (3,337,489.54)      | UNINCORP KING COUNTY CAPITAL       | Approved interfund loan in place                   |
| F   | B9            | 00-000-390-1    | 1                      | (4,118,367.87)      | SOLID WASTE CONSTRUCTION           | Cash transfer timing                               |
| D   | B10           | 00-000-395-E    | 3                      | (1,338,200.04)      | 2025C LTGO VP BONDS                | Known accounting cash transfer error, fixed in Feb |
| B,F   | B11           | 00-000-599-0    | 3                      | (11,448.00)         | BROADWAY CENTER                    | New fund, pending reimbursements                   |
| <b>Excluded County Funds with Negative Cash Balances - Tier 2 Funds Not Paying Interest</b> |               |                 |                        |                     |                                    |  |
|   | <i>Item #</i> | <i>Fund No.</i> | <i>Lowest Cash</i>     | <i>Average Cash</i> | <i>Fund Name</i>                   | <i>Description</i>                                 |
| F   | C1            | 00-000-325-0    | 1                      | (4,551.54)          | DES TECHNOLOGY FUND                | Timing of receipts and disbursements               |
| D,F   | C2            | 00-000-668-0    | >12                    | (2,275,182.06)      | AD VALOREM TAX REFUND              | Interfund transfers processed later in the month   |

- A: Reimbursement funds - reimbursements are collected periodically from other Agencies
- B: Reimbursement funds - pay expenditures first, get reimbursed later, internal to the county
- C: Subfund cash transfers - different subfunds within one Agency
- D: Known accounting or cash transfer error
- E: Anticipated seasonality of receipts
- F: Timing issue of receipts and disbursements

**Interfund Borrowing by District & Non-County Funds**  
**February 2026**

| Status <sup>(1)</sup> | Fund Number | Fund Name                          | Average Borrowed  | Average Cash Balance | Cash Balance<br>03-19-26 |
|-----------------------|-------------|------------------------------------|-------------------|----------------------|--------------------------|
| ✗                     | 230010010   | KC REGIONAL HOMELESSNESS AUTHORITY | (\$51,227,690.51) | (\$51,227,690.51)    | (\$62,850,187)           |
| ✗                     | 075918510   | TUKWILA GO BOND FUND               | (\$1,197.36)      | (\$256.58)           | (\$2,538)                |
| ✗                     | 077214010   | YARROW POINT DRAINAGE UTIL         | (\$609.71)        | (\$461.71)           | (\$288)                  |
| ✗                     | 073098510   | KIRKLAND G O BOND FUND             | (\$5.94)          | (\$1.27)             | (\$8)                    |
| ✗                     | 100418410   | FIRE 41 LTD GO BOND 2011           | (\$7.48)          | (\$0.79)             | (\$7)                    |
| ✓                     | 071640020   | FEDERAL WAY LIFT REV               | (\$2.63)          | \$40.08              | \$51                     |
| ✓                     | 073504010   | MAPLE VALLEY DRAIN UTILIT          | (\$11,549.24)     | (\$2,440.04)         | \$579                    |
| ✓                     | 075424010   | SEA-TAC DRAINAGE UTILITY           | (\$12,210.78)     | (\$2,092.84)         | \$1,322                  |
| ✓                     | 072804010   | CITY OF KENMORE DRAINAGE           | (\$11,598.32)     | (\$3,824.39)         | \$1,492                  |
| ✓                     | 073314010   | LAKE FRST DRAINAGE UTLY            | (\$8,699.48)      | \$94.34              | \$1,892                  |
| ✓                     | 073854010   | NEWCASTLE DRAINAGE UTILTY          | (\$9,378.92)      | (\$1,301.35)         | \$2,777                  |
| ✓                     | 075488510   | 2006 SHORELINE BOND                | (\$145.82)        | \$2,241.30           | \$3,275                  |
| ✓                     | 070954010   | DES MOINES DRAINAGE UTILI          | (\$25,395.73)     | (\$4,648.04)         | \$3,770                  |
| ✓                     | 070534010   | BURIEN DRAINAGE UTILITY            | (\$22,549.61)     | (\$3,379.71)         | \$5,109                  |
| ✓                     | 075458510   | SEATTLE GO BOND FUND               | (\$37.87)         | \$14,712.29          | \$5,389                  |
| ✓                     | 076514010   | WOODINVILLE DRAINAGE UTIL          | (\$13,211.03)     | (\$1,391.14)         | \$5,846                  |
| ✓                     | 070454010   | BOTHELL DRAINAGE UTILITY           | (\$17,281.78)     | (\$410.65)           | \$6,314                  |
| ✓                     | 074054010   | NORMANDY PARK DRAIN UTIL           | (\$3,981.45)      | (\$462.64)           | \$6,378                  |
| ✓                     | 070804010   | COVINGTON DRAINAGE UTILIT          | (\$18,248.14)     | (\$4,318.51)         | \$7,305                  |
| ✓                     | 075484010   | SHORELINE DRAINAGE UTILIT          | (\$43,856.26)     | (\$5,352.71)         | \$9,385                  |
| ✓                     | 071644010   | FED WAY DRAINAGE UTILITY           | (\$39,097.38)     | (\$4,377.53)         | \$10,057                 |
| ✓                     | 073094010   | KIRKLAND DRAINAGE UTILITY          | (\$56,182.49)     | (\$5,379.47)         | \$15,506                 |
| ✓                     | 075304010   | SAMMAMISH DRAINAGE UTIL            | (\$51,647.39)     | (\$5,942.07)         | \$17,842                 |
| ✓                     | 075420010   | SEATAC GEN TAX REG                 | (\$2,740.16)      | \$14,741.33          | \$29,669                 |
| ✓                     | 075451190   | SEATTLE EMS TAX FUND               | (\$143.13)        | \$70,893.15          | \$33,338                 |
| ✓                     | 077210010   | YARROW POINT GN TX REG T           | (\$3,735.43)      | \$1,990.04           | \$34,848                 |
| ✓                     | 070720010   | CLYDE HILL GEN TAX REG T           | (\$313.63)        | \$52,782.21          | \$48,305                 |
| ✓                     | 071350010   | ENUMCLAW GEN TAX REG C             | (\$508.70)        | \$15,600.24          | \$67,073                 |
| ✓                     | 070530010   | BURIEN GENERAL                     | (\$74.43)         | \$82,450.01          | \$104,228                |
| ✓                     | 073050010   | KENT GEN TAX REG C                 | (\$59.98)         | \$170,314.72         | \$190,697                |

**Interfund Borrowing by District & Non-County Funds  
February 2026**

| Status <sup>(1)</sup> | Fund Number | Fund Name                | Average Borrowed      | Average Cash Balance  | Cash Balance<br>03-19-26 |
|-----------------------|-------------|--------------------------|-----------------------|-----------------------|--------------------------|
| ✓                     | 075454010   | SEATTLE DRAINAGE UTILITY | (\$911,545.96)        | (\$99,286.86)         | \$256,357                |
| ✓                     | 072800010   | CITY OF KENMORE          | (\$1,099.35)          | \$158,382.54          | \$359,000                |
| <b>Report Total:</b>  |             |                          | <b>(\$52,494,806)</b> | <b>(\$50,788,777)</b> | <b>(\$61,625,227)</b>    |

**DEFINITIONS**

Average Borrowed: Total borrowed by a fund divided by the number of days in a particular month that the fund had a negative ending balance.

Average Cash Balance: Sum of all ending cash balances (positive & negative) for an entire month divided by the number of days in that month.

(1) Checkmark equals approved interfund loan or fund became positive in the next month. "X" means fund was still negative on report creation date.

**Approved Interfund Borrowings (Automated System)**

02/28/26

| Status | Borrowing Entity                   | Borrowing Fund Number | Fund Name  | Reason For Loan & Repayment Method   | Loan Amount Authorized   | Fund Balance at Month-end | Average Amount Borrowed | Interest Paid in Current Month | Term of Loan   | Loan Rate | Lending Entity           | Date of EFC Approval  |
|--------|------------------------------------|-----------------------|--|--|--|---------------------------|-------------------------|--------------------------------|--|-----------|--------------------------|---|
| ✓      | King County                        | 000001311             | Noxious Weed Control                                 | Special assessment fees rates did not increase in 2025. Repayment from 2026-2027 rate increase.  | Original Loan<br>\$1,000,000   | (\$534,636)               | \$278,072               | \$968                          | 12/31/2026   | Pool Rate | King County Surplus Cash | 10/23/2025  |
| ✓      | King County                        | 000001340             | Permitting Division Fund                             | Permit fee increase lag and historically low permitting volumes. Repay from future permit fee collections.   | Original Loan<br>\$1,800,000<br>\$5,000,000  | (\$4,175,105)             | \$3,937,381             | \$13,705                       | 12/31/2026<br>12/31/2027   | Pool Rate | King County Surplus Cash | 4/24/2025<br>12/4/2025  |
| ✓      | King County                        | 000001471             | Historic Preservation and Historical Programs Fund   | Higher interest rates reduced fund revenue. Repayment from future document recording revenue and General fund transfers.   | Original Loan<br>\$100,000<br>Revised Amt:<br>\$50,000   | \$89,734                  | \$0                     | \$0                            | 1/30/2026<br>1/30/2027   | Pool Rate | King County Surplus Cash | 12/5/2024<br>1/22/2026  |
| ✓      | King County                        | 000001561             | KC Flood Control Operating Contract Fund             | Fund, as well as from Grants, Interlocal agreements, and other services.   | Original Loan<br>\$2,500,000<br>Revised Amt:<br>\$5,000,000<br>\$3,000,000<br>\$4,000,000<br>\$6,000,000<br>\$7,000,000        | (\$2,084,895)             | \$1,493,560             | \$5,199                        | 12/31/2024<br>12/31/2025<br>12/31/2026   | Pool Rate | King County Surplus Cash | 3/21/2019<br>10/22/2020<br>12/2/2021<br>10/27/2022<br>12/7/2023<br>12/5/2024<br>12/4/2025 |
| ✓      | King County                        | 000003310             | Long Term Lease Fund                                 | Federal grants reimbursement timing. Repayment from FEMA, and CLFR funds.  | Original Loan:<br>\$15,000,000<br>Revised Amt:<br>\$30,000,000<br>\$34,000,000<br>\$30,000,000<br>\$25,000,000<br>\$30,000,000 | (\$16,052,003)            | \$15,118,234            | \$52,622                       | 9/30/2021<br>12/31/2021<br>12/31/2023<br>12/31/2024<br>6/30/2025<br>12/31/2026                 | Pool Rate | King County Surplus Cash | 12/3/2020<br>5/27/21<br>10/28/2021<br>12/1/2022<br>10/26/2023<br>12/5/2024<br>8/28/2025   |
| ✓      | King County                        | 000003522             | Open Space Non-Bond Fund                             | The fund relies heavily upon grant funding, thereby resulting in cash deficit due to timing of grant reimbursements  | Original Loan<br>\$5,000,000<br>Revised Amt:<br>\$2,500,000<br>\$1,500,000<br>\$250,000  | \$91,716                  | \$0                     | \$0                            | 12/31/2020<br>12/31/2021<br>12/31/2022<br>12/31/2023<br>12/31/2024<br>12/31/2025<br>12/31/2026 | Pool Rate | King County Surplus Cash | 3/21/2019<br>10/22/2020<br>12/2/2021<br>10/27/2022<br>12/7/2023<br>12/5/2024<br>12/4/2025 |
| ✓      | King County                        | 000003571             | KC Flood Control Capital Contract Fund               | This fund is 100% reimbursable from the KC Flood Control District.   | Original Loan:<br>\$20,000,000<br>Revised Amt:<br>\$13,000,000<br>\$16,000,000<br>\$20,000,000<br>\$22,000,000                 | (\$7,149,869)             | \$5,238,127             | \$18,232                       | 12/31/2020<br>12/31/2021<br>12/31/2022<br>12/31/2023<br>12/31/2024<br>12/31/2025<br>12/31/2026 | Pool Rate | King County Surplus Cash | 3/21/2019<br>10/22/2020<br>12/2/2021<br>10/27/2022<br>12/7/2023<br>12/5/2024<br>12/4/2025 |
| ✓      | King County                        | 000003760             | DLS Unincorporated King County Capital Fund 3760     | Expenditures have begun on projects and revenue will not be available until bond sale in Q4 2023.  | Original Loan:<br>\$21,000,000<br>Revised Amt:<br>\$15,000,000   | (\$3,164,142)             | \$2,783,493             | \$9,688                        | 6/30/2023<br>12/31/2026  | Pool Rate | King County Surplus Cash | 10/28/2021<br>7/27/2023   |
| ✓      | King County                        | 000003951             | Building Repair & Replacement Fund                   | To support completion of the CFJC, COVID-19 Projects, Space Consolidation Projects, Red Lion and Dex Horton Acquisitions. Loan will be repaid from tax collections, sale of YSC surplus property, FEMA grant reimbursements, and future bond offerings.  | Original Loan:<br>\$60,000,000<br>Revised Amt:<br>\$150,000,000<br>\$125,000,000   | (\$106,019,930)           | \$105,807,714           | \$366,066                      | 12/31/2021<br>12/31/2023<br>12/31/2024<br>12/31/2025<br>12/31/2026                             | Pool Rate | King County Surplus Cash | 9/26/2018<br>10/28/2021<br>10/26/2023<br>7/25/2024<br>12/4/2025                           |
| ✓      | Vashon Health Care District        | 140050010             | General Expense                                      | New district and property tax revenue will not be received until April/May 2021, but operations will start in 2020. Repayment from future property taxes   | Original Loan:<br>\$1,000,000<br>Revised Amt:<br>\$1,500,000   | \$3,486,253               | \$0                     | \$0                            | 1/31/2025<br>1/31/2027   | Pool Rate | King County Surplus Cash | 1/16/2020<br>12/17/2020   |
| ✓      | King County Directors' Association | 220010010             | General Expense                                      | Bridge the seasonal gap between accounts receivable and accounts payable and bolster seasonal inventory for school openings. The loan will be repaid periodically from operating revenues during the year.   | Original Loan:<br>\$1,000,000<br>Revised Amt:<br>\$6,000,000   | \$5,820,818               | \$0                     | \$0                            | 10/31/2025<br>10/31/2027   | Pool Rate | King County Surplus Cash | 10/26/2023<br>10/23/2025  |
| ✓      | Washington State Convention Center | 260010010             | Washington State Convention Center Public Facilities | To support the convention center through COVID post-recovery and weather the seasonality of Lodging Tax receipts by providing it liquidity. Drawdowns are expected to occur starting 2025. Repayment from legally available balances - tax receipts, investment balances, operating revenues/debt. | Original Loan:<br>\$20,000,000   | \$20,809                  | \$0                     | \$0                            | 9/30/2031  | Pool Rate | King County Surplus Cash | 8/22/2024   |

**Approved Interfund Borrowings (Direct Loans)**

02/28/26

|   | Borrowing Entity       | Borrowing Fund Number | Fund Name              | Reason For Loan & Repayment Method   | Loan Amount Authorized | Loan Outstanding at Month-end | Fund Balance At Month-end | Interest Paid to Date | Term of Loan | Loan Rate | Lending Entity           | Date of EFC Approval    |
|---|------------------------|-----------------------|------------------------|--|------------------------|-------------------------------|---------------------------|-----------------------|--------------|-----------|--------------------------|-------------------------|
| ✓ | Pacific Science Center | N/A                   | Pacific Science Center | This loan, authorized by KC Ordinance 19218, will be used to accelerate deferred sales and use tax revenues for the PSC in order to support an \$11.6 million capital improvement program. Repayment from deferred sales and use tax revenue, estimated to total \$29 million. Loan amount increased by \$2.4 million per Ordinance 19969. | \$14,000,000           | \$6,150,000                   | N/A                       | \$1,034,523           | 12/31/2030   | Pool Rate | King County General Fund | 1/14/2021<br>10/23/2025 |

| Grand Total Authorized | Grand Total Outstanding loans | Outstanding Loans as a Percent of Authorized |
|------------------------|-------------------------------|--|
| \$245,800,000          | \$152,645,944                 | 62.10%                                       |