

**REPORT PACKAGE**  
**EXECUTIVE FINANCE COMMITTEE (EFC)**  
as of October 31, 2023

*Committee Members: Councilmember Joe McDermott, Chair, Dwight Dively, Director PSB; Ken Guy, Director FBOD; Lorraine Patterson-Harris, County Administrative Officer*

*Staff: Carol Basile, Deputy Director FBOD; Mike Smith, Chief Investment Officer; Christine Denis, Portfolio Manager; & Eben Sutton, Chief Accountant*

**Contents**

**King County Investment Pool Reports**

- Portfolio Sector Holdings & Policy Compliance Report - *Page 2*
- Recent Pool Distribution Rates & Monthly Average Pool Balance Comparison - *Page 3*
- King County Investment Pool Yield & Duration versus Custom Benchmark - *Page 4*
- King County Investment Pool Maturity Distribution - *Page 5*
- Interest Rate Summary - *Page 6*
- Monthly Transaction Report - *Page 7*
- King County Investment Pool Security Holdings - *Page 8*
- Pool-Plus Program Security Holdings by Fund - *Page 11*

**Interfund Borrowing Reports**

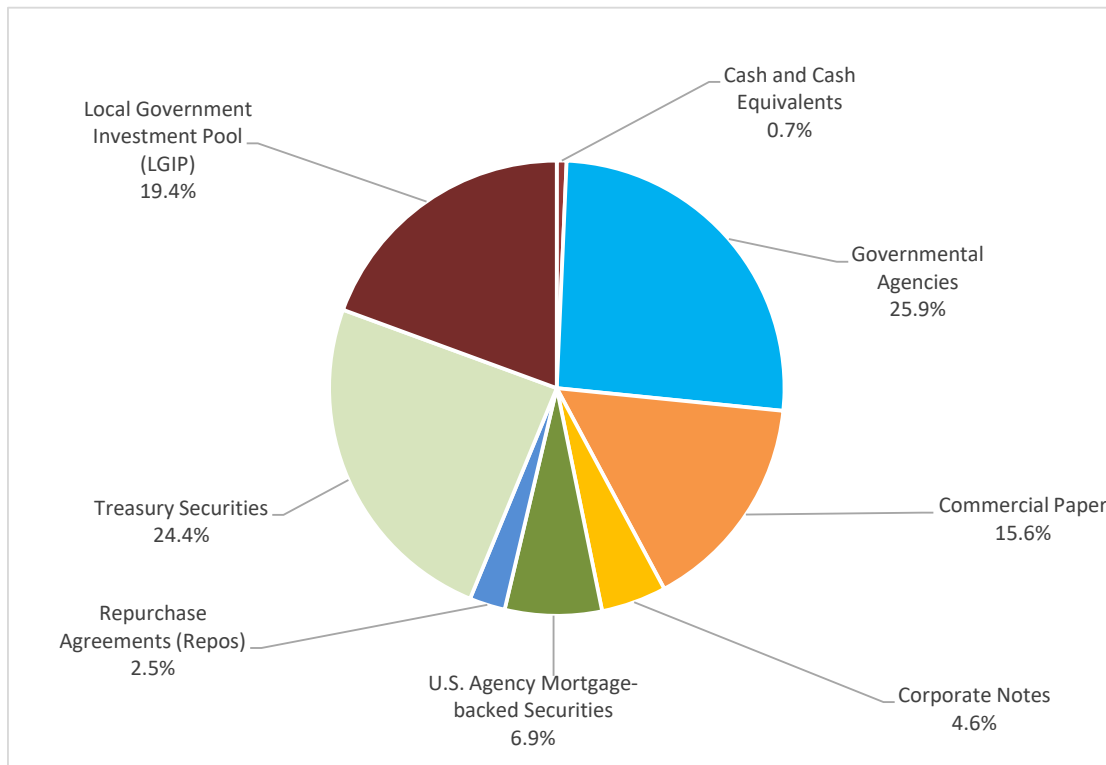
- Interfund Borrowing by King County Funds by Tier - *Page 13*
- Interfund Borrowing by District & Non-County Funds - *Page 14*
- EFC Approved Interfund Borrowings - *Page 15*



# KCIP Portfolio Sector Holdings & Policy Compliance

10/31/2023

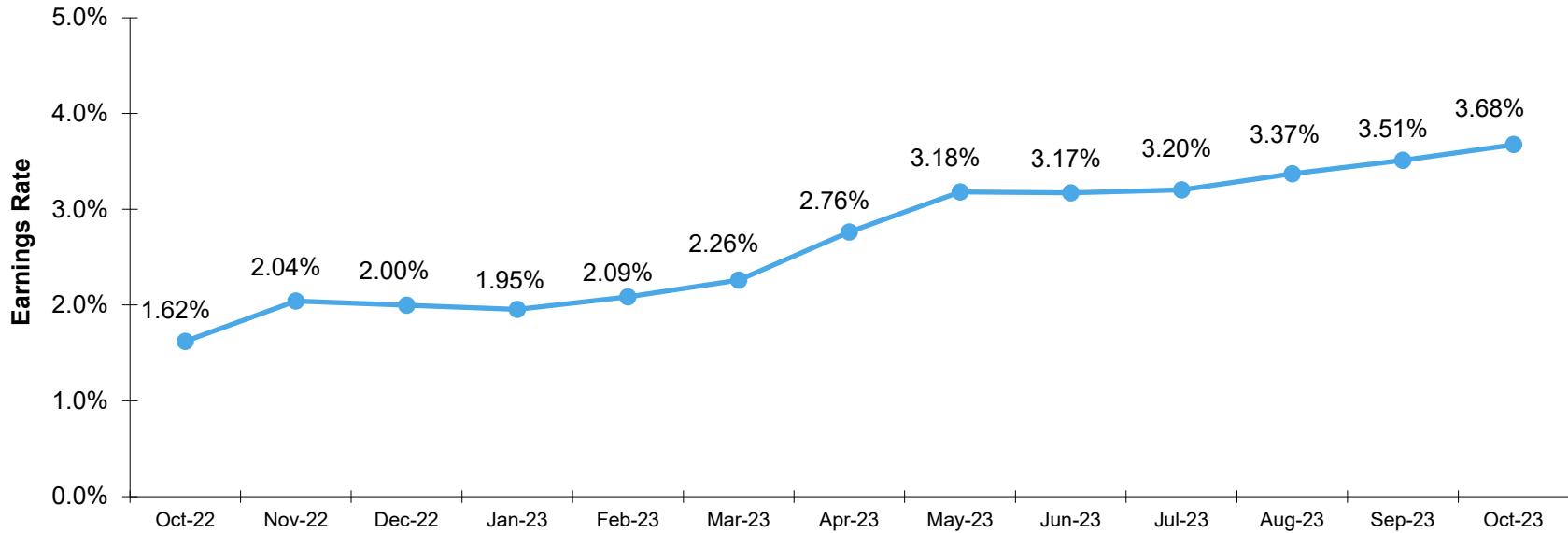
Security Types	Book Value (in thousands)	% of Portfolio	Sector Policy Limit %	Issuer Policy Limit %	Credit Policy Limit %
Cash and Cash Equivalents	78,906	0.7%	✓	✓	✓
Governmental Agencies	\$2,907,420	25.9%	✓	✓	✓
Commercial Paper	1,751,439	15.6%	✓	✓	✓
Corporate Notes	519,420	4.6%	✓	✓	✓
U.S. Agency Mortgage-backed Securities	773,552	6.9%	✓	✓	✓
Repurchase Agreements (Repos)	285,000	2.5%	✓	✓	✓
Treasury Securities	2,738,739	24.4%	✓	✓	✓
Local Government Investment Pool (LGIP)	2,180,906	19.4%	✓	✓	✓
<b>Total</b>	<b>11,235,381</b>	<b>100%</b>			



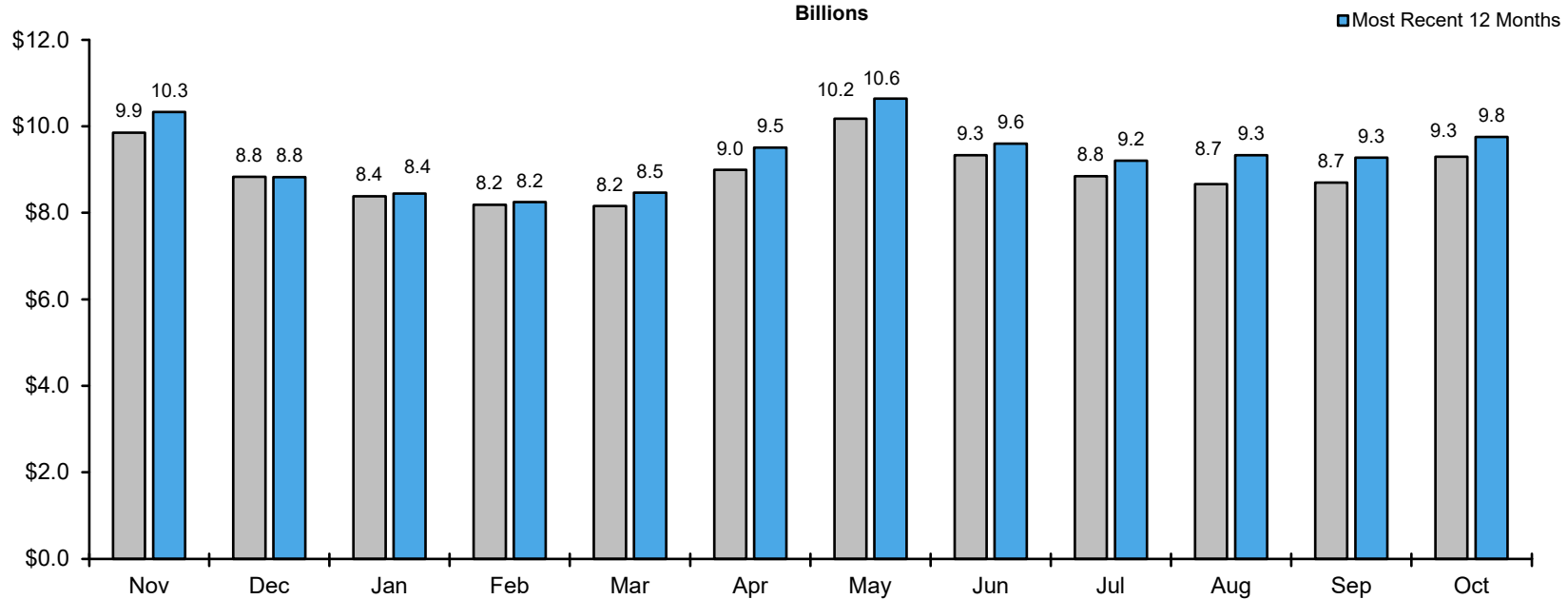
Additional Portfolio Level Requirements	Actual	Within Policy Limit
Effective Duration Less Than 1.5 Years	0.85 yrs	✓
Maximum Duration of Corporate Notes ≤ 3 years	2.15 yrs	✓
Corporate Exposure Not Greater Than 50%	20.4%	✓
Combined Corporates Notes & Commercial Paper ≤ 25%	20.4%	✓
40% of Portfolio Book Value Maturing in 12 Months or Less	66.2%	✓
Non-Allowable Securities	0.0%	✓

# KING COUNTY INVESTMENT POOL

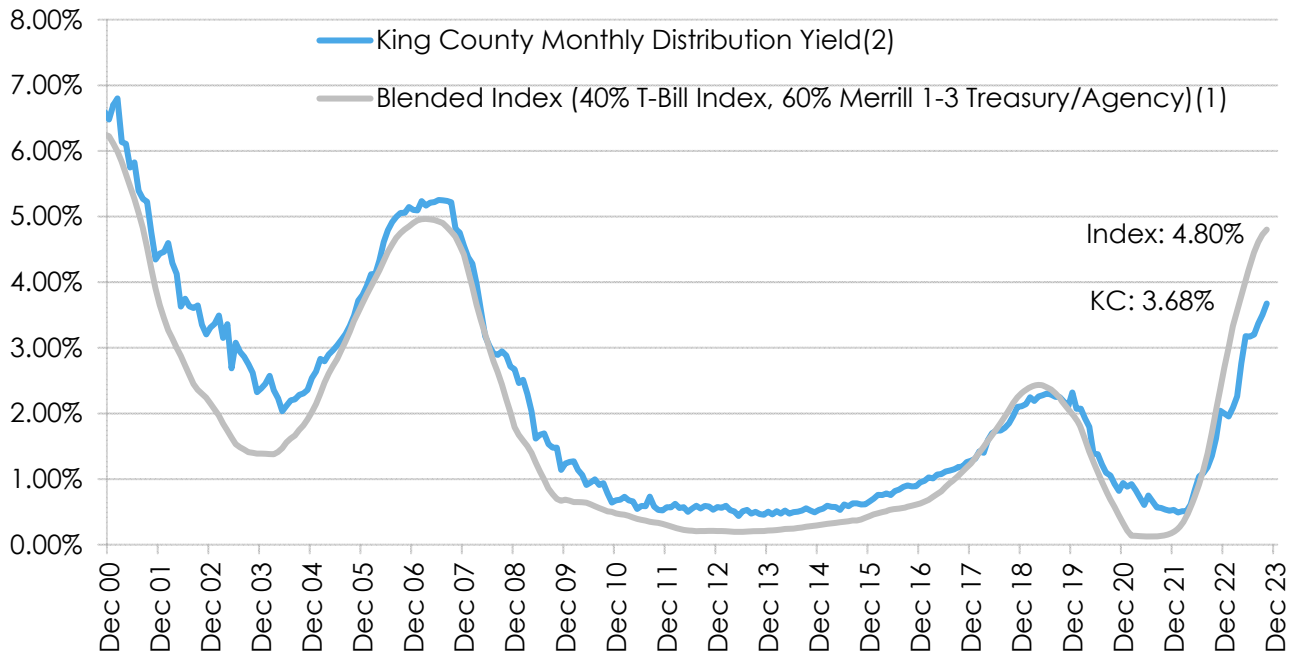
## EARNINGS DISTRIBUTION RATE



## AVERAGE MONTHLY INVESTMENT POOL BALANCE

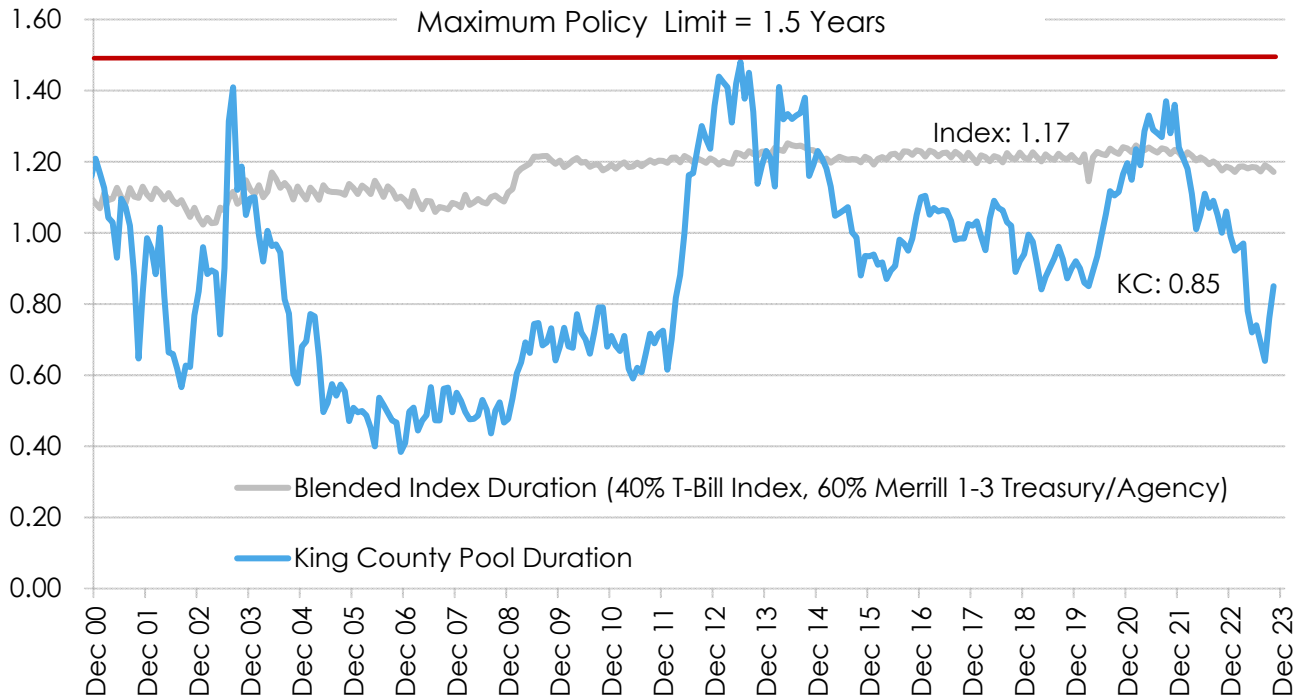


## King County Monthly Distribution Yield Versus Custom Index<sup>(1)</sup>



(1) Does not include any negative distributions from the impaired pool

## King County Monthly Duration Versus Custom Index

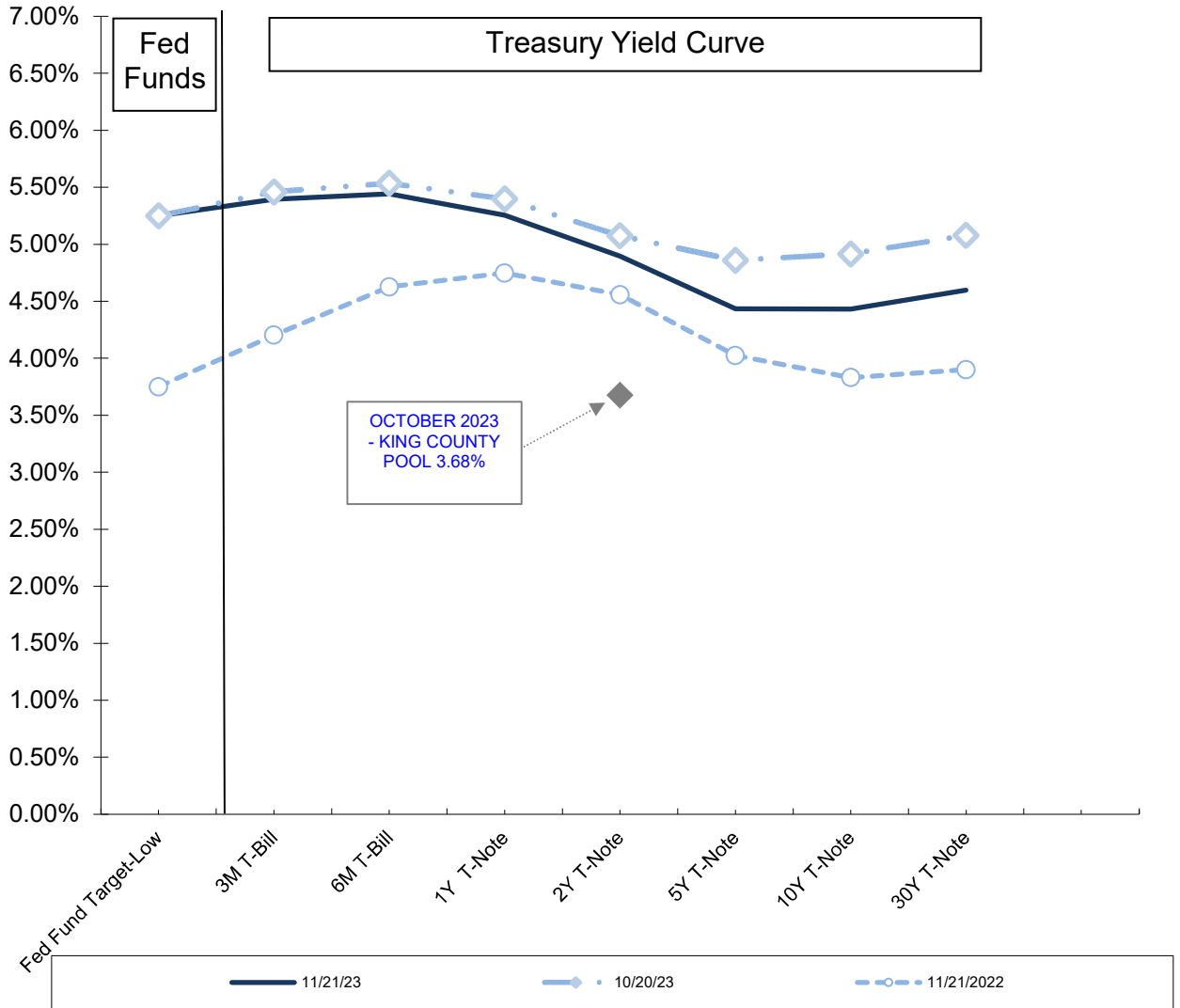


KING COUNTY INVESTMENT POOL

MATURITY DISTRIBUTION  
AS OF 10/31/2023

<u>CALL/MATURITY</u>	<u>DATE RANGE</u>	<u># OF INV</u>	<u>BOOK VALUE</u>	<u>%</u>	<u>CUM %</u>
0 TO 1 MONTHS	11/01/23 - 11/30/23	16	\$3,401,834,952	30.3%	30.3%
1 TO 3 MONTHS	12/01/23 - 01/31/24	15	1,171,079,655	10.4%	40.7%
3 TO 6 MONTHS	02/01/24 - 04/30/24	10	699,983,287	6.2%	46.9%
6 TO 12 MONTHS	05/01/24 - 10/31/24	29	2,161,084,596	19.2%	66.2%
12 TO 24 MONTHS	11/01/24 - 10/31/25	26	1,763,800,136	15.7%	81.9%
24 TO 36 MONTHS	11/01/25 - 10/31/26	15	730,149,602	6.5%	88.4%
36 TO ** MONTHS	11/01/26 -	30	1,307,448,883	11.6%	100.0%
GRAND TOTALS		141	\$11,235,381,112		

# INTEREST RATE SUMMARY



	11/21/23	10/20/23	11/21/2022
Fed Fund Target-Low	5.25%	5.25%	3.75%
3M T-Bill	5.40%	5.46%	4.20%
6M T-Bill	5.44%	5.54%	4.63%
1Y T-Note	5.25%	5.40%	4.75%
2Y T-Note	4.90%	5.08%	4.56%
5Y T-Note	4.43%	4.86%	4.02%
10Y T-Note	4.43%	4.92%	3.83%
30Y T-Note	4.60%	5.08%	3.90%

## Security Transactions

For the Period: 10/01/2023 to 10/31/2023

Security ID	Security Description	Trade Date	Settle Date	Quantity	Price	Cost Proceeds	Accrued Interest	Total Amount
<b>Tran Type: BUY</b>								
06369LE19	BMOM CP 0 05/01/24	10/04/2023	10/04/2023	25,000,000.00	96.72167	24,180,416.67	0.00	24,180,416.67
59515NYL1	MSFT CP 0 11/20/23	10/04/2023	10/04/2023	75,000,000.00	99.29892	74,474,187.50	0.00	74,474,187.50
06417JC18	BNSPP CP 0 03/01/24	10/04/2023	10/05/2023	5,900,000.00	97.71833	5,765,381.67	0.00	5,765,381.67
13608AFA9	CIBCCP CP 0 06/10/24	10/05/2023	10/05/2023	75,000,000.00	96.11283	72,084,625.00	0.00	72,084,625.00
06369LFR1	BMOM CP 0 06/25/24	10/06/2023	10/06/2023	30,000,000.00	95.89428	28,768,283.33	0.00	28,768,283.33
045167FZ1	ASIA 4.5% 25 AUG 2028 GMTN	10/06/2023	10/11/2023	50,000,000.00	98.09400	49,047,000.00	256,250.00	49,303,250.00
459058KW2	IBRD 4.625% 01 AUG 2028	10/06/2023	10/11/2023	50,000,000.00	98.69600	49,348,000.00	96,354.17	49,444,354.17
78015CGA4	RYNYCP CP 0 07/10/24	10/16/2023	10/16/2023	75,000,000.00	95.84600	71,884,500.00	0.00	71,884,500.00
9128283W8	T 2.75% 15 FEB 2028	10/17/2023	10/17/2023	100,000,000.00	91.76953	91,769,531.25	470,788.04	92,240,319.29
037833EH9	AAPL 1.4% 05 AUG 2028	10/17/2023	10/19/2023	50,000,000.00	83.97400	41,987,000.00	143,888.89	42,130,888.89
459058KW2	IBRD 4.625% 01 AUG 2028	10/17/2023	10/19/2023	75,000,000.00	98.47500	73,856,250.00	221,614.58	74,077,864.58
38384ELX1	GNR 2023-133 P 20-Apr-2049	10/17/2023	10/20/2023	33,563,327.16	99.06250	33,248,670.97	106,283.87	33,354,954.84
74271TAG8	PGPP CP 0 01/16/24	10/20/2023	10/20/2023	50,000,000.00	98.68244	49,341,222.22	0.00	49,341,222.22
3137HARB4	FHR 5348 HV 25-Dec-2032	10/18/2023	10/23/2023	43,700,066.52	99.06250	43,290,378.40	160,233.58	43,450,611.98
06417JGJ5	BNSPP CP 0 07/18/24	10/23/2023	10/23/2023	100,000,000.00	95.81556	95,815,555.56	0.00	95,815,555.56
313384NJ4	FHLBDN 0% 24 OCT 2023	10/23/2023	10/23/2023	605,000,000.00	99.98542	604,911,770.83	0.00	604,911,770.83
91282CET4	T 2.625% 31 MAY 2027	10/24/2023	10/24/2023	100,000,000.00	92.58594	92,585,937.50	1,047,131.15	93,633,068.65
FUN002918	LGIP	10/24/2023	10/24/2023	600,000,000.00	100.00000	600,000,000.00	0.00	600,000,000.00
89119AGN2	TDBANK CP 0 07/22/24	10/27/2023	10/27/2023	100,000,000.00	95.80808	95,808,083.33	0.00	95,808,083.33
FUN002918	LGIP	10/27/2023	10/27/2023	150,000,000.00	100.00000	150,000,000.00	0.00	150,000,000.00
38384DEP8	GNR 2023-149 YA 20-Jun-2048	10/17/2023	10/30/2023	68,193,868.00	98.87500	67,426,686.99	329,603.70	67,756,290.69
38384DUG0	GNR 2023-152 A 20-Mar-2041	10/18/2023	10/30/2023	73,613,000.00	97.00000	71,404,610.00	326,146.49	71,730,756.49
38384DDV6	GNR 2023-149 QC 20-Oct-2048	10/19/2023	10/30/2023	46,041,842.00	98.98438	45,574,229.54	222,535.57	45,796,765.11
38384DYF8	GNR 2023-152 AB 20-Jul-2037	10/19/2023	10/30/2023	45,513,403.00	96.62500	43,977,325.65	183,317.87	44,160,643.52
74271TAR4	PGPP CP 0 01/25/24	10/31/2023	10/31/2023	100,000,000.00	98.71478	98,714,777.78	0.00	98,714,777.78
91282CHY0	T 4.625% 15 SEP 2026	10/31/2023	10/31/2023	100,000,000.00	99.27344	99,273,437.50	584,478.02	99,857,915.52
<b>Total for Tran Type: BUY</b>				<b>2,826,525,506.68</b>		<b>2,774,537,861.69</b>	<b>4,148,625.93</b>	<b>2,778,686,487.62</b>

# Investment Inventory

Accounting Period: 10/31/2023

Lot Basis: LOCAL Accounting Basis: GAAP

Security ID	Lot Id	Issuer	Coupon Rate	Purchase Date	Maturity Date	FAS Level	Quantity	Original Face	Book Value	Book Price	Market Value	UnRealized G/L	Accrued Interest	Book Yield
<b>Account: KING - KING COUNTY</b>														
<b>Portfolio: 000006210 - KCIP - 000006210</b>														
FUN004179	202330400002596	Bank of Montreal	5.28000	10/31/2023	11/01/2023	3	285,000,000.00	285,000,000.00	285,000,000.00	100.00	285,000,000.00	0.00	41,800.00	5.2800
POOL06	202312100002126	WASHINGTON STATE	4.94000	10/27/2023	11/01/2023	3	2,180,905,626.76	2,180,905,626.76	2,180,905,626.76	100.00	2,180,905,626.76	0.00	10,039,335.98	5.4200
3137EAEZ8	202222000001387	Federal Home Loan Mortgage Corp	0.25000	11/03/2020	11/06/2023	2	150,000,000.00	150,000,000.00	149,999,385.66	100.00	149,893,500.00	-105,885.66	182,291.67	0.2801
89119BY91	202310700002080	Toronto-Dominion Bank/The	0.00000	04/17/2023	11/09/2023	3	55,000,000.00	55,000,000.00	54,935,711.11	99.88	54,935,100.00	-611.11	0.00	5.4232
89119BYE0	202307500002014	Toronto-Dominion Bank/The	0.00000	03/15/2023	11/14/2023	3	8,600,000.00	8,600,000.00	8,584,161.67	99.82	8,583,488.00	-673.67	0.00	5.2818
4581XODP0	202222000001375	Inter-American Development Bank	0.25000	08/25/2020	11/15/2023	1	50,000,000.00	50,000,000.00	49,999,050.23	100.00	49,899,500.00	-99,550.23	57,638.89	0.2999
06417KYL7	202313700002165	Bank of Nova Scotia/The	0.00000	05/17/2023	11/20/2023	3	100,000,000.00	100,000,000.00	99,722,388.86	99.72	99,721,000.00	-1,388.86	0.00	5.4078
13608BYL2	202310800002086	Canadian Imperial Bank of Commerce	0.00000	04/18/2023	11/20/2023	3	70,000,000.00	70,000,000.00	69,807,150.00	99.72	69,804,700.00	-2,450.00	0.00	5.3888
313384PM5	202305900001967	Federal Home Loan Bank Discount Notes	0.00000	02/28/2023	11/20/2023	2	100,000,000.00	100,000,000.00	99,736,902.77	99.74	99,729,000.00	-7,902.77	0.00	5.1749
59515NYL1	202327700002516	Microsoft Corp	0.00000	10/04/2023	11/20/2023	3	75,000,000.00	75,000,000.00	74,787,437.60	99.72	74,790,750.00	3,312.40	0.00	5.4079
78013WYL8	202311700002114	Royal Bank of Canada	0.00000	04/27/2023	11/20/2023	3	100,000,000.00	100,000,000.00	99,727,666.67	99.73	99,721,000.00	-6,666.67	0.00	5.3178
89119BYL4	202305500001958	Toronto-Dominion Bank/The	0.00000	02/23/2023	11/20/2023	3	100,000,000.00	100,000,000.00	99,725,555.52	99.73	99,721,000.00	-4,555.52	0.00	5.4102
459058JM6	202222000001388	International Bank for Reconstruction & Development	0.25000	11/17/2020	11/24/2023	1	50,000,000.00	50,000,000.00	49,997,742.01	100.00	49,839,500.00	-158,242.01	54,513.89	0.3221
06369MZ14	202324300002415	Bank of Montreal	0.00000	08/31/2023	12/01/2023	3	50,000,000.00	50,000,000.00	49,773,333.37	99.55	49,779,500.00	6,166.63	0.00	5.5167
59515NZ14	202325600002446	Microsoft Corp	0.00000	09/13/2023	12/01/2023	3	100,000,000.00	100,000,000.00	99,556,666.84	99.56	99,559,000.00	2,333.16	0.00	5.3828
78013WZ11	202311800002117	Royal Bank of Canada	0.00000	04/28/2023	12/01/2023	3	100,000,000.00	100,000,000.00	99,565,833.37	99.57	99,559,000.00	-6,833.37	0.00	5.3789
3130ATPW1	202229400001689	Federal Home Loan Banks	4.62500	10/20/2022	12/08/2023	2	27,550,000.00	27,550,000.00	27,544,199.83	99.98	27,523,827.50	-20,372.33	506,135.59	4.8322
91282CBA8	202222000001427	United States of America	0.12500	10/27/2021	12/15/2023	1	200,000,000.00	200,000,000.00	199,897,183.89	99.95	198,734,000.00	-1,163,183.89	94,945.36	0.5545
91282CBA8	202222000001420	United States of America	0.12500	10/12/2021	12/15/2023	1	100,000,000.00	100,000,000.00	99,968,139.18	99.97	99,367,000.00	-601,139.18	47,472.68	0.3906
13608BZL1	202312200002130	Canadian Imperial Bank of Commerce	0.00000	05/02/2023	12/20/2023	3	70,000,000.00	70,000,000.00	69,499,791.71	99.29	69,485,500.00	-14,291.71	0.00	5.4338
59515NZL0	202325700002449	Microsoft Corp	0.00000	09/13/2023	12/20/2023	3	100,000,000.00	100,000,000.00	99,274,527.72	99.27	99,265,000.00	-9,527.72	0.00	5.4077
91282CBE0	202222000001409	United States of America	0.12500	08/26/2021	01/15/2024	1	80,000,000.00	80,000,000.00	79,967,978.62	99.96	79,147,200.00	-820,778.62	29,619.57	0.3205
74271TAG8	202329300002569	Procter & Gamble Co/The	0.00000	10/20/2023	01/16/2024	3	50,000,000.00	50,000,000.00	49,431,055.36	98.86	49,420,500.00	-10,555.36	0.00	5.4620
06417JAN2	202311700002113	Bank of Nova Scotia/The	0.00000	04/27/2023	01/22/2024	3	100,000,000.00	100,000,000.00	98,840,611.11	98.84	98,750,000.00	-90,611.11	0.00	5.2920
74271TAR4	202330400002597	Procter & Gamble Co/The	0.00000	10/31/2023	01/25/2024	3	100,000,000.00	100,000,000.00	98,729,722.44	98.73	98,715,000.00	-14,722.44	0.00	5.4500
045167EL3	202222000001460	Asian Development Bank	2.62500	04/20/2022	01/30/2024	1	8,760,000.00	8,760,000.00	8,760,766.50	100.01	8,697,190.80	-63,575.70	58,126.25	2.5872
045167EL3	202222000001383	Asian Development Bank	2.62500	10/22/2020	01/30/2024	1	50,000,000.00	50,000,000.00	50,281,183.88	100.56	49,641,500.00	-639,683.88	331,770.83	0.3287
91282V80	202222000001356	United States of America	2.25000	04/12/2019	01/31/2024	1	40,000,000.00	40,000,000.00	39,988,661.33	99.97	39,686,000.00	-302,661.33	227,445.65	2.3722
06369LB53	202321500002358	Bank of Montreal	0.00000	08/03/2023	02/05/2024	3	50,000,000.00	50,000,000.00	49,250,666.58	98.50	49,260,000.00	9,333.42	0.00	5.7881
4581XOCF3	202222000001370	Inter-American Development Bank	3.00000	06/03/2020	02/21/2024	1	100,000,000.00	100,000,000.00	100,782,291.20	100.78	99,211,000.00	-1,571,291.20	583,333.33	0.4200
91282W48	202222000001357	United States of America	2.12500	04/25/2019	02/29/2024	1	30,000,000.00	30,000,000.00	29,981,930.90	99.94	29,669,400.00	-312,530.90	108,585.16	2.3199
06417JC18	202327800002519	Bank of Nova Scotia/The	0.00000	10/04/2023	03/01/2024	3	5,900,000.00	5,900,000.00	5,789,940.40	98.13	5,789,552.00	-388.40	0.00	5.6796
3130A0XE5	202222000001463	Federal Home Loan Banks	3.25000	04/29/2022	03/08/2024	2	180,000,000.00	180,000,000.00	180,336,607.94	100.19	178,484,400.00	-1,852,207.94	861,250.00	2.6979
13608ACE4	202320000002311	Canadian Imperial Bank of Commerce	0.00000	07/19/2023	03/14/2024	3	63,000,000.00	63,000,000.00	61,700,870.15	97.94	61,694,010.00	-6,860.15	0.00	5.7515
91282CBR1	202222000001419	United States of America	0.25000	10/12/2021	03/15/2024	1	100,000,000.00	100,000,000.00	99,920,063.28	99.92	98,106,000.00	-1,814,063.28	32,280.22	0.4682
06369LCR4	202326800002482	Bank of Montreal	0.00000	09/22/2023	03/25/2024	3	50,000,000.00	50,000,000.00	48,872,222.26	97.74	48,878,500.00	6,277.74	0.00	5.7632
06369LDC6	202320000002310	Bank of Montreal	0.00000	07/19/2023	04/12/2024	3	25,000,000.00	25,000,000.00	24,370,638.90	97.48	24,369,500.00	-1,138.90	0.00	5.8001
91282CBV2	202222000001462	United States of America	0.37500	04/29/2022	04/15/2024	1	100,000,000.00	100,000,000.00	98,978,055.27	98.98	97,734,000.00	-1,244,055.27	17,418.03	2.6985
06369LE19	202327700002515	Bank of Montreal	0.00000	10/04/2023	05/01/2024	3	25,000,000.00	25,000,000.00	24,289,694.52	97.16	24,296,000.00	6,305.48	0.00	5.8105
037833AS9	202222000001358	Apple Inc	3.45000	05/09/2019	05/06/2024	1	50,000,000.00	50,000,000.00	50,160,234.35	100.32	49,482,000.00	-678,234.35	838,541.67	2.7751
91282WJ5	202227300001629	United States of America	2.50000	09/30/2022	05/15/2024	1	50,000,000.00	50,000,000.00	49,546,822.37	99.09	49,205,000.00	-341,822.37	577,445.65	4.2602
3130AVR46	202311100002102	Federal Home Loan Banks	5.30000	04/18/2023	05/17/2024	2	50,000,000.00	50,000,000.00	50,000,000.00	100.00	49,900,000.00	-100,000.00	73,611.11	5.3039
3130AVRK0	202311000002096	Federal Home Loan Banks	5.35000	04/19/2023	05/17/2024	2	50,000,000.00	50,000,000.00	50,000,000.00	100.00	49,938,000.00	-62,000.00	81,736.11	5.3541
91282CER8	202228600001669	United States of America	2.50000	10/13/2022	05/31/2024	1	100,000,000.00	100,000,000.00	98,849,517.61	98.85	98,273,000.00	-576,517.61	1,051,912.57	4.5776
3130AVYY2	202313000002151	Federal Home Loan Banks	5.41000	05/09/2023	06/07/2024	2	52,000,000.00	52,000,000.00	52,000,000.00	100.00	51,865,320.00	-134,680.00	1,336,270.00	5.4142
3130AVYY2	202313000002152	Federal Home Loan Banks	5.41000	05/09/2023	06/07/2024	2	50,000,000.00	50,000,000.00	50,000,000.00	100.00	49,870,500.00	-129,500.00	1,284,875.00	5.4142
13608AFA9	202327800002520	Canadian Imperial Bank of Commerce	0.00000	10/05/2023	06/10/2024	3	75,000,000.00	75,000,000.00	72,400,749.78	96.53	72,423,750.00	23,000.22	0.00	5.8473
045167FE8	202222000001407	Asian Development Bank	0.37500	06/02/2021	06/11/2024	1	100,000,000.00	100,000,000.00	99,987,814.20	99.99	96,898,000.00	-3,089,814.20	145,833.33	0.3951
045167FE8	202222000001414	Asian Development Bank	0.37500	09/23/2021	06/11/2024	1	100,000,000.00	100,000,000.00	99,915,359.31	99.92	96,898,000.00	-3,017,359.31	145,833.33	0.5147
3130AW5K2	202313800002171	Federal Home Loan Banks	5.31000	05/17/2023	06/14/2024	2	100,000,000.00	100,000,000.00	100,000,000.00	100.00	99,705,000.00	-295,000.00	2,404,250.00	5.3151
91282CCG4	202222000001461	United States of America	0.25000	04/29/2022	06/15/2024	1	100,000,000.00	100,000,000.00	98,511,497.84	98.51	96,813,000.00	-1,698,497.84	94,945.36	2.7332



# Investment Inventory

Accounting Period: 10/31/2023

Lot Basis: LOCAL Accounting Basis: GAAP

Security ID	Lot Id	Issuer	Coupon Rate	Purchase Date	Maturity Date	FAS Level	Quantity	Original Face	Book Value	Book Price	Market Value	UnRealized G/L	Accrued Interest	Book Yield
3134GYM5	202313800002170	Federal Home Loan Mortgage Corp	5.42000	05/17/2023	06/17/2024	2	100,000,000.00	100,000,000.00	100,000,000.00	100.00	99,740,000.00	-260,000.00	2,454,055.56	5.4245
06369LFR1	202327900002524	Bank of Montreal	0.00000	10/06/2023	06/25/2024	3	30,000,000.00	30,000,000.00	28,890,050.06	96.30	28,899,900.00	9,849.94	0.00	5.8606
91282CEX5	202224300001567	United States of America	3.00000	08/31/2022	06/30/2024	1	150,000,000.00	150,000,000.00	149,576,093.06	99.72	147,538,500.00	-2,037,593.06	1,516,304.35	3.4369
78015CGA4	202328900002544	Royal Bank of Canada/New York NY	0.00000	10/16/2023	07/10/2024	3	75,000,000.00	75,000,000.00	72,070,500.00	96.09	72,075,750.00	5,250.00	0.00	5.8218
91282CCL3	202222000001456	United States of America	0.37500	04/21/2022	07/15/2024	1	150,000,000.00	150,000,000.00	147,575,123.50	98.38	144,744,000.00	-2,831,123.50	166,610.05	2.7614
06417JGJ5	202329600002573	Bank of Nova Scotia/The	0.00000	10/23/2023	07/18/2024	3	100,000,000.00	100,000,000.00	95,955,555.99	95.96	95,977,000.00	21,444.01	0.00	5.8446
89119AGN2	202330000002587	Toronto-Dominion Bank/The	0.00000	10/27/2023	07/22/2024	3	100,000,000.00	100,000,000.00	95,885,999.67	95.89	95,915,000.00	29,000.33	0.00	5.8555
912828D56	202222000001457	United States of America	2.37500	04/21/2022	08/15/2024	1	150,000,000.00	150,000,000.00	149,531,803.44	99.69	146,391,000.00	-3,140,803.44	755,095.11	2.7887
912828YE4	202222000001404	United States of America	1.25000	04/27/2021	08/31/2024	1	32,000,000.00	32,000,000.00	32,212,707.16	100.66	30,906,240.00	-1,306,467.16	68,131.87	0.4426
3133EL5S9	202222000001376	Federal Farm Credit Banks	0.48000	08/31/2020	09/03/2024	2	50,000,000.00	50,000,000.00	50,000,000.00	100.00	47,908,000.00	-2,092,000.00	38,666.67	0.4800
037833DM9	202229300001682	Apple Inc	1.80000	10/18/2022	09/11/2024	1	12,769,000.00	12,769,000.00	12,472,621.73	97.68	12,369,457.99	-103,163.74	31,922.50	4.6459
037833DM9	202322000002371	Apple Inc	1.80000	08/04/2023	09/11/2024	1	12,976,000.00	12,976,000.00	12,591,985.01	97.04	12,569,980.96	-22,004.05	32,440.00	5.3891
91282CCX7	202222000001415	United States of America	0.37500	09/29/2021	09/15/2024	1	100,000,000.00	100,000,000.00	99,861,673.21	99.86	95,676,000.00	-4,185,673.21	48,420.33	0.5356
4581X0DZ8	202222000001413	Inter-American Development Bank	0.50000	09/15/2021	09/23/2024	1	100,000,000.00	100,000,000.00	99,977,921.54	99.98	95,582,000.00	-4,395,921.54	52,777.78	0.5249
045167FG3	202222000001421	Asian Development Bank	0.62500	10/12/2021	10/08/2024	1	75,000,000.00	75,000,000.00	74,966,819.73	99.96	71,674,500.00	-3,292,319.73	29,947.92	0.6728
3133EMCN0	202222000001382	Federal Farm Credit Banks	0.40000	10/15/2020	10/15/2024	2	43,875,000.00	43,875,000.00	43,854,052.29	99.95	41,777,775.00	-2,076,277.29	7,800.00	0.4505
3133ENZ94	202232200001757	Federal Farm Credit Banks	4.50000	11/15/2022	11/18/2024	2	100,000,000.00	100,000,000.00	99,944,462.38	99.94	98,955,000.00	-989,462.38	2,037,500.00	4.5561
912828YV6	202222000001405	United States of America	1.50000	04/27/2021	11/30/2024	1	100,000,000.00	100,000,000.00	101,061,158.26	101.06	95,898,000.00	-5,163,158.26	631,147.54	0.5081
459058HT3	202222000001429	International Bank for Reconstruction & Development	1.62500	10/25/2021	01/15/2025	1	34,800,000.00	34,800,000.00	35,126,902.50	100.94	33,257,316.00	-1,869,586.50	166,610.80	0.8350
459058HT3	202222000001411	International Bank for Reconstruction & Development	1.62500	09/16/2021	01/15/2025	1	25,000,000.00	25,000,000.00	25,314,844.20	101.26	23,891,750.00	-1,423,094.20	119,691.67	0.5710
459058HT3	202222000001412	International Bank for Reconstruction & Development	1.62500	09/16/2021	01/15/2025	1	18,371,000.00	18,371,000.00	18,602,560.49	101.26	17,556,613.57	-1,045,946.92	87,954.22	0.5701
91282CDS7	202222000001459	United States of America	1.12500	04/22/2022	01/15/2025	1	100,000,000.00	100,000,000.00	97,958,333.36	97.96	95,129,000.00	-2,829,333.36	333,220.11	2.8997
3136G46J7	202222000001384	Federal National Mortgage Association	0.45000	10/20/2020	01/28/2025	2	100,000,000.00	100,000,000.00	100,000,000.00	100.00	93,932,000.00	-6,068,000.00	116,250.00	0.4500
912828J27	202222000001408	United States of America	2.00000	07/26/2021	02/15/2025	1	37,500,000.00	37,500,000.00	38,227,599.95	101.94	35,966,250.00	-2,261,349.95	158,967.39	0.4822
91282CDZ1	202222000001483	United States of America	1.50000	06/14/2022	02/15/2025	1	100,000,000.00	100,000,000.00	97,427,062.00	97.43	95,273,000.00	-2,154,062.00	317,934.78	3.6105
3130AV7L0	202306200001984	Federal Home Loan Banks	5.00000	03/02/2023	02/28/2025	2	95,000,000.00	95,000,000.00	94,916,457.42	99.91	94,544,950.00	-371,507.42	831,250.00	5.0711
912828ZC7	202222000001399	United States of America	1.12500	04/22/2021	02/28/2025	1	100,000,000.00	100,000,000.00	100,769,653.31	100.77	94,668,000.00	-6,101,653.31	191,620.88	0.5390
4581X0DK1	202222000001410	Inter-American Development Bank	1.75000	09/16/2021	03/14/2025	1	53,825,000.00	53,825,000.00	54,643,791.47	101.52	51,229,558.50	-3,414,232.97	122,975.17	0.6225
91282CED9	202222000001477	United States of America	1.75000	06/01/2022	03/15/2025	1	100,000,000.00	100,000,000.00	98,567,004.90	98.57	95,363,000.00	-3,204,004.90	225,961.54	2.8441
912828ZF0	202222000001393	United States of America	0.50000	02/26/2021	03/31/2025	1	100,000,000.00	100,000,000.00	99,879,925.96	99.88	93,551,000.00	-6,328,925.96	43,715.85	0.5862
4581X0DL9	202229400001687	Inter-American Development Bank	0.87500	10/19/2022	04/03/2025	1	29,158,000.00	29,158,000.00	27,699,652.05	95.00	27,363,616.68	-336,035.37	19,843.64	4.6397
4581X0DL9	202229400001688	Inter-American Development Bank	0.87500	10/19/2022	04/03/2025	1	78,457,000.00	78,457,000.00	74,493,362.88	94.95	73,628,756.22	-864,606.66	53,394.35	4.6799
3133EMBK7	202222000001385	Federal Farm Credit Banks	0.45000	10/27/2020	04/07/2025	2	101,000,000.00	101,000,000.00	100,934,937.71	99.94	94,129,980.00	-6,804,957.71	30,300.00	0.4956
037833DT4	202230100001706	Apple Inc	1.12500	10/26/2022	05/11/2025	1	15,000,000.00	15,000,000.00	14,246,065.01	94.97	14,075,550.00	-170,515.01	79,687.50	4.6561
91282CEQ0	2022222000001512	United States of America	2.75000	08/05/2022	05/15/2025	1	100,000,000.00	100,000,000.00	99,358,138.54	99.36	96,367,000.00	-2,991,138.54	1,270,380.43	3.1861
3130AWER7	202316300002228	Federal Home Loan Banks	4.62500	06/09/2023	06/06/2025	2	41,000,000.00	41,000,000.00	40,972,635.20	99.93	40,559,250.00	-413,385.20	732,163.19	4.6698
91282CEU1	2022242000001562	United States of America	2.87500	08/30/2022	06/15/2025	1	100,000,000.00	100,000,000.00	99,018,321.24	99.02	96,426,000.00	-2,592,321.24	1,091,871.58	3.5140
4581X0DN5	202222000001403	Inter-American Development Bank	0.62500	04/22/2021	07/15/2025	1	100,000,000.00	100,000,000.00	99,866,931.63	99.87	92,497,000.00	-7,369,931.63	184,027.78	0.7045
94988J6B8	202326900002486	Wells Fargo Bank NA	5.55000	09/22/2023	08/01/2025	1	20,000,000.00	20,000,000.00	19,972,357.34	99.86	19,928,600.00	-43,757.34	252,833.33	5.6310
94988J6B8	202327500002504	Wells Fargo Bank NA	5.55000	09/28/2023	08/01/2025	1	50,000,000.00	50,000,000.00	49,855,509.70	99.71	49,821,500.00	-34,009.70	632,083.33	5.7229
06428CAC8	202327500002505	Bank of America NA	5.65000	09/28/2023	08/18/2025	1	25,000,000.00	25,000,000.00	24,942,468.70	99.77	24,926,250.00	-16,218.70	286,423.61	5.7831
06368LWT9	202326800002477	Bank of Montreal	5.92000	09/18/2023	09/25/2025	1	50,000,000.00	50,000,000.00	50,000,000.00	100.00	49,872,500.00	-127,500.00	296,000.00	5.9200
29874QEM2	202222000001391	European Bank for Reconstruction & Development	0.50000	01/21/2021	01/28/2026	1	25,000,000.00	25,000,000.00	24,966,360.90	99.87	22,551,750.00	-2,414,610.90	32,291.67	0.5609
037833EB2	202222000001392	Apple Inc	0.70000	02/01/2021	02/08/2026	1	7,000,000.00	7,000,000.00	6,992,840.92	99.90	6,322,750.00	-670,090.92	11,297.22	0.7459
91282CGL9	202305900001968	United States of America	4.00000	02/28/2023	02/15/2026	1	150,000,000.00	150,000,000.00	148,351,649.06	98.90	146,742,000.00	-1,609,649.06	1,271,739.13	4.5236
037833BY5	202305800001963	Apple Inc	3.25000	02/23/2023	02/23/2026	1	15,000,000.00	15,000,000.00	14,512,964.28	96.75	14,356,050.00	-156,914.28	92,083.33	4.7729
194162AQ6	202306000001974	Colgate-Palmolive Co	4.80000	02/27/2023	03/02/2026	1	20,000,000.00	20,000,000.00	19,981,981.43	99.91	19,873,200.00	-108,781.43	157,333.33	4.8420
045167FC2	202222000001395	Asian Development Bank	1.00000	04/07/2021	04/14/2026	1	50,000,000.00	50,000,000.00	49,985,785.81	99.97	45,336,000.00	-4,649,785.81	23,611.11	1.0119
4581X0DV7	202222000001396	Inter-American Development Bank	0.87500	04/13/2021	04/20/2026	1	50,000,000.00	50,000,000.00	49,887,092.04	99.77	45,170,500.00	-4,716,592.04	13,368.06	0.9691
45906M4C2	202316600002236	International Bank for Reconstruction & Development	5.75000	06/06/2023	06/15/2026	1	150,000,000.00	150,000,000.00	150,000,000.00	100.00	149,040,000.00	-960,000.00	3,258,333.33	5.7500
94988J6D4	202326500002474	Wells Fargo Bank NA	5.45000	09/20/2023	08/07/2026	1	60,000,000.00	60,000						

# Investment Inventory

Accounting Period: 10/31/2023

Lot Basis: LOCAL Accounting Basis: GAAP

Security ID	Lot Id	Issuer	Coupon Rate	Purchase Date	Maturity Date	FAS Level	Quantity	Original Face	Book Value	Book Price	Market Value	UnRealized G/L	Accrued Interest	Book Yield
94988J6D4	202326800002478	Wells Fargo Bank NA	5.45000	09/21/2023	08/07/2026	1	45,000,000.00	45,000,000.00	44,728,255.02	99.40	44,577,000.00	-151,255.02	558,625.00	5.6871
594918BR4	202222000001480	Microsoft Corp	2.40000	06/02/2022	08/08/2026	1	7,030,000.00	7,030,000.00	6,907,347.27	98.26	6,537,900.00	-369,447.27	38,899.33	3.0760
06428CAA2	202326800002479	Bank of America NA	5.52600	09/21/2023	08/18/2026	1	10,000,000.00	10,000,000.00	9,955,608.70	99.56	9,922,700.00	-32,908.70	112,055.00	5.6981
06428CAA2	202326800002480	Bank of America NA	5.52600	09/21/2023	08/18/2026	1	25,000,000.00	25,000,000.00	24,894,088.14	99.58	24,806,750.00	-87,338.14	280,137.50	5.6901
06428CAA2	202326800002481	Bank of America NA	5.52600	09/21/2023	08/18/2026	1	20,107,000.00	20,107,000.00	20,020,847.02	99.57	19,951,572.89	-69,274.13	225,308.99	5.6920
91282CHY0	202330400002598	United States of America	4.62500	10/31/2023	09/15/2026	1	100,000,000.00	100,000,000.00	99,274,129.96	99.27	99,266,000.00	-8,129.96	597,184.07	4.8990
037833CR9	202305800001962	Apple Inc	3.20000	02/23/2023	05/11/2027	1	20,443,000.00	20,443,000.00	19,536,723.69	95.57	19,115,431.58	-421,292.11	308,916.44	4.5949
037833CR9	202326900002487	Apple Inc	3.20000	09/22/2023	05/11/2027	1	16,877,000.00	16,877,000.00	15,911,307.24	94.28	15,781,007.62	-130,299.62	255,030.22	4.9929
91282CET4	202329700002579	United States of America	2.62500	10/24/2023	05/31/2027	1	100,000,000.00	100,000,000.00	92,631,042.56	92.63	92,617,000.00	-14,042.56	1,104,508.20	4.8945
9128283W8	202329000002547	United States of America	2.75000	10/17/2023	02/15/2028	1	100,000,000.00	100,000,000.00	91,847,569.58	91.85	91,883,000.00	35,430.42	582,880.43	4.8781
29874QEX8	202306800001998	European Bank for Reconstruction & Development	4.37500	03/02/2023	03/09/2028	1	100,000,000.00	100,000,000.00	99,644,926.10	99.64	97,601,000.00	-2,043,926.10	632,088.89	4.4670
459058KW2	202328400002534	International Bank for Reconstruction & Development	4.62500	10/06/2023	08/01/2028	1	50,000,000.00	50,000,000.00	49,355,797.27	98.71	49,233,000.00	-122,797.27	224,875.00	4.9340
459058KW2	202329200002564	International Bank for Reconstruction & Development	4.62500	10/17/2023	08/01/2028	1	75,000,000.00	75,000,000.00	73,864,756.15	98.49	73,849,500.00	-15,256.15	337,312.50	4.9880
037833EH9	202329200002563	Apple Inc	1.40000	10/17/2023	08/05/2028	1	50,000,000.00	50,000,000.00	42,046,457.19	84.09	42,087,000.00	40,542.81	167,222.22	5.2211
045167FZ1	202328400002535	Asian Development Bank	4.50000	10/06/2023	08/25/2028	1	50,000,000.00	50,000,000.00	49,058,243.26	98.12	48,953,000.00	-105,243.26	381,250.00	4.9440
31393AVD6	202222000001326	Federal National Mortgage Association	5.00000	04/11/2003	03/25/2032	2	144,389.96	47,165,608.00	145,983.25	101.10	140,638.71	-5,344.54	601.62	4.6342
38384EMV4	202327200002497	Government National Mortgage Association	6.00000	09/26/2023	10/20/2032	2	18,631,660.89	18,761,661.00	18,752,704.74	100.65	18,486,520.25	-266,184.49	93,158.30	5.7086
3137HARB4	202329600002572	Federal Home Loan Mortgage Corp	6.00000	10/18/2023	12/25/2032	2	43,700,066.52	44,000,000.00	43,291,486.66	99.07	43,366,198.01	74,711.35	218,500.33	6.1562
31393BHP3	202222000001327	Federal National Mortgage Association	4.50000	05/30/2003	05/25/2033	2	344,172.50	50,000,000.00	347,011.00	100.82	326,550.87	-20,460.13	1,290.65	4.2558
31393BHJ2	202222000001329	Federal National Mortgage Association	4.50000	05/30/2003	05/25/2033	2	337,261.95	45,000,000.00	340,043.77	100.82	320,186.38	-19,857.39	1,264.73	4.2558
31393BHY4	202222000001328	Federal National Mortgage Association	4.50000	05/30/2003	05/25/2033	2	323,271.44	35,677,000.00	325,953.64	100.83	304,107.91	-21,845.73	1,212.27	4.2558
38384DYF8	202330300002594	Government National Mortgage Association	5.00000	10/19/2023	07/20/2037	2	45,513,403.00	45,513,403.00	43,977,940.94	96.63	44,466,139.60	488,198.66	189,639.18	5.6907
38383XGH1	202320200002318	Government National Mortgage Association	5.00000	07/18/2023	04/20/2040	2	41,297,930.59	43,655,678.00	41,061,623.17	99.43	40,458,756.64	-602,866.53	172,074.71	5.0441
38383VBQ0	202326400002469	Government National Mortgage Association	4.25000	09/18/2023	12/20/2040	2	46,545,789.99	51,251,426.00	44,739,463.57	96.12	43,819,137.61	-920,325.96	164,849.67	4.9533
38384DUG0	202330300002593	Government National Mortgage Association	5.50000	10/18/2023	03/20/2041	2	73,613,000.00	73,613,000.00	71,405,307.53	97.00	72,388,079.68	982,772.15	337,392.92	6.0619
38384EZ24	202327200002499	Government National Mortgage Association	6.00000	09/20/2023	05/20/2042	2	19,615,698.60	19,698,000.00	19,582,910.46	99.83	19,424,445.54	-158,464.92	98,078.49	5.9644
38383WPX8	202320500002322	Government National Mortgage Association	5.50000	07/19/2023	07/20/2042	2	33,899,069.24	35,972,060.00	34,327,121.87	101.26	33,310,920.39	-1,016,201.48	155,370.73	5.3028
38384ENJ0	202327200002498	Government National Mortgage Association	6.00000	09/26/2023	03/20/2046	2	81,237,964.77	81,668,302.00	81,060,972.85	99.78	80,155,062.70	-905,910.15	406,189.82	5.9783
38383UV72	202326500002473	Government National Mortgage Association	4.50000	09/19/2023	06/20/2046	2	40,774,043.92	44,928,993.00	39,544,045.80	96.98	39,092,930.09	-451,115.71	152,902.66	5.0443
38383UY87	202321200002341	Government National Mortgage Association	5.50000	07/27/2023	12/20/2046	2	43,323,894.62	50,876,589.00	43,236,853.09	99.80	42,596,486.43	-640,366.66	198,567.85	5.4906
38384EMU6	202327200002496	Government National Mortgage Association	6.00000	09/22/2023	06/20/2047	2	61,785,406.71	62,054,000.00	61,785,406.71	100.00	60,928,443.12	-856,963.59	308,927.03	5.9379
38383WSE7	202320600002329	Government National Mortgage Association	5.50000	07/20/2023	11/20/2047	2	43,463,497.00	47,144,724.00	43,292,256.29	99.61	41,999,211.79	-1,293,044.50	199,207.69	5.5113
38384DEP8	202330300002592	Government National Mortgage Association	6.00000	10/17/2023	06/20/2048	2	68,193,868.00	68,193,868.00	67,426,857.83	98.88	68,103,170.16	676,312.33	340,969.34	6.1666
38384DDV6	202330300002591	Government National Mortgage Association	6.00000	10/19/2023	10/20/2048	2	46,041,842.00	46,041,842.00	45,574,332.28	98.98	46,022,044.01	447,711.73	230,209.21	6.1435
38384ELX1	202329300002568	Government National Mortgage Association	6.00000	10/17/2023	04/20/2049	2	33,563,327.16	33,646,620.00	33,249,077.19	99.06	33,220,981.22	-28,095.97	167,816.64	6.0648
38384CE47	202326300002465	Government National Mortgage Association	5.50000	09/15/2023	06/20/2051	2	40,623,942.86	40,842,484.00	40,084,707.68	98.67	39,227,697.94	-857,009.74	186,193.07	6.0629
<b>Total For: KCIP - 000006210</b>			<b>2.75613</b>				<b>11,241,877,128.47</b>	<b>11,444,608,884.76</b>	<b>11,156,474,938.80</b>		<b>11,020,362,681.10</b>	<b>-136,112,257.68</b>	<b>51,860,799.27</b>	<b>4.0128</b>
<b>Portfolio: CASH - CASH - 000006210</b>														
BAC	202222100001493	Bank of America	0.00000	09/29/2023	11/01/2023	3	337,024.65	337,024.65	337,024.65	100.00	337,024.65	0.00	0.00	0.0000
KEY	202222100001492	Key Bank	0.00000	10/31/2023	11/01/2023	3	685,788.77	685,788.77	685,788.77	100.00	685,788.77	0.00	0.00	0.0000
USBANK	202222100001494	US BANK OF WASHINGTON	0.00000	10/31/2023	11/01/2023	3	77,883,359.87	77,883,359.87	77,883,359.87	100.00	77,883,359.87	0.00	0.00	0.0000
<b>Total For: CASH - 000006210</b>			<b>0.00000</b>				<b>78,906,173.29</b>	<b>78,906,173.29</b>	<b>78,906,173.29</b>		<b>78,906,173.29</b>	<b>0.00</b>	<b>0.00</b>	<b>0.0000</b>
<b>Grand Total:</b>			<b>2.73677</b>				<b>11,320,783,301.76</b>	<b>11,523,515,058.05</b>	<b>11,235,381,112.09</b>		<b>11,099,268,854.39</b>	<b>-136,112,257.68</b>	<b>51,860,799.27</b>	<b>3.9846</b>

# Investment Inventory

Accounting Period: 10/31/2023

Lot Basis: LOCAL Accounting Basis: GAAP

Security ID	Lot Id	Issuer	Coupon Rate	Purchase Date	Maturity Date	FAS Level	Quantity	Original Face	Book Value	Book Price	Market Value	UnRealized G/L	Accrued Interest	Book Yield		
<b>Account: KING - KING COUNTY</b>																
<b>Portfolio: 000008921 - WTD REV BOND RESERVE - 000008921</b>																
912828V80	202222000001334	United States of America	2.25000	01/29/2018	01/31/2024	1	1,528,500.00	1,528,500.00	1,527,319.60	99.92	1,516,501.28	-10,818.32	8,691.27	2.5866		
9128283V0	202222000001335	United States of America	2.50000	01/29/2018	01/31/2025	1	1,512,800.00	1,512,800.00	1,510,539.84	99.85	1,461,334.54	-49,205.30	9,557.77	2.6315		
912828M56	202222000001338	United States of America	2.25000	01/29/2018	11/15/2025	1	1,536,800.00	1,536,800.00	1,525,010.00	99.23	1,453,720.59	-71,289.41	15,973.53	2.6698		
912828U24	202222000001339	United States of America	2.00000	01/29/2018	11/15/2026	1	1,578,800.00	1,578,800.00	1,549,327.84	98.13	1,450,711.96	-98,615.88	14,586.74	2.6946		
9128283F5	202222000001342	United States of America	2.25000	01/29/2018	11/15/2027	1	1,551,800.00	1,551,800.00	1,527,215.32	98.42	1,403,711.73	-123,503.59	16,129.44	2.6996		
9128285M8	202222000001352	United States of America	3.12500	01/30/2019	11/15/2028	1	1,454,000.00	1,454,000.00	1,479,789.77	101.77	1,340,689.78	-139,099.99	20,990.15	2.7221		
912828YS3	202222000001364	United States of America	1.75000	01/30/2020	11/15/2029	1	1,469,000.00	1,469,000.00	1,484,717.05	101.07	1,233,152.05	-251,565.00	11,875.75	1.5583		
91282CAV3	202222000001390	United States of America	0.87500	01/14/2021	11/15/2030	1	1,531,400.00	1,531,400.00	1,507,373.13	98.43	1,170,739.99	-336,633.14	6,190.10	1.1112		
91282CDJ7	202222000001437	United States of America	1.37500	01/28/2022	11/15/2031	1	1,552,000.00	1,552,000.00	1,505,696.41	97.02	1,191,160.00	-314,536.41	9,858.15	1.7815		
91282CFV8	202303100001908	United States of America	4.12500	01/30/2023	11/15/2032	1	1,475,000.00	1,475,000.00	1,539,800.59	104.39	1,389,612.25	-150,188.34	28,107.17	3.5459		
<b>Total For: WTD REV BOND RESERVE - 000008921</b>							<b>2.25262</b>		<b>15,190,100.00</b>	<b>15,190,100.00</b>	<b>15,156,789.55</b>		<b>13,611,334.16</b>	<b>-1,545,455.38</b>	<b>141,960.07</b>	<b>2.4051</b>
<b>Portfolio: 114066030 - NORTHSHORE POOL PLUS - 114066030</b>																
912828V80	202222000001347	United States of America	2.25000	01/03/2019	01/31/2024	1	998,000.00	998,000.00	997,632.40	99.96	990,165.70	-7,466.70	5,674.77	2.4074		
91282CDS7	202318800002281	United States of America	1.12500	07/06/2023	01/15/2025	1	1,650,000.00	1,650,000.00	1,571,401.49	95.24	1,569,628.50	-1,772.99	5,498.13	5.2994		
912828M56	202222000001348	United States of America	2.25000	01/03/2019	11/15/2025	1	1,011,000.00	1,011,000.00	1,006,868.98	99.59	956,345.34	-50,523.64	10,508.36	2.4700		
91282CDK4	202318800002282	United States of America	1.25000	07/06/2023	11/30/2026	1	1,850,000.00	1,850,000.00	1,674,179.84	90.50	1,659,228.00	-14,951.84	9,730.19	4.6192		
9128283F5	202222000001349	United States of America	2.25000	01/03/2019	11/15/2027	1	1,021,000.00	1,021,000.00	1,009,677.95	98.89	923,565.97	-86,111.98	10,612.30	2.5594		
9128285M8	202318800002283	United States of America	3.12500	07/06/2023	11/15/2028	1	1,700,000.00	1,700,000.00	1,607,092.03	94.53	1,567,519.00	-39,573.03	24,541.44	4.3500		
912828YS3	202222000001365	United States of America	1.75000	01/30/2020	11/15/2029	1	979,000.00	979,000.00	989,474.52	101.07	821,821.55	-167,652.97	7,914.47	1.5583		
91282CAV3	202318800002284	United States of America	0.87500	07/06/2023	11/15/2030	1	2,200,000.00	2,200,000.00	1,771,425.29	80.52	1,681,878.00	-89,547.29	8,892.66	4.1099		
91282CDJ7	202222000001436	United States of America	1.37500	01/28/2022	11/15/2031	1	1,035,000.00	1,035,000.00	1,004,121.01	97.02	794,362.50	-209,758.51	6,574.22	1.7815		
91282CFV8	202318800002287	United States of America	4.12500	07/06/2023	11/15/2032	1	1,650,000.00	1,650,000.00	1,656,349.25	100.38	1,554,481.50	-101,867.75	31,441.92	4.0713		
91282CGM7	202318800002289	United States of America	3.50000	07/06/2023	02/15/2033	1	1,800,000.00	1,800,000.00	1,724,350.05	95.80	1,611,288.00	-113,062.05	13,353.26	4.0508		
<b>Total For: NORTHSHORE POOL PLUS - 114066030</b>							<b>2.21112</b>		<b>15,894,000.00</b>	<b>15,894,000.00</b>	<b>15,012,572.81</b>		<b>14,130,284.06</b>	<b>-882,288.75</b>	<b>134,741.72</b>	<b>3.6546</b>
<b>Portfolio: 370013030 - CWA WATER SUPPLY DEV - 370013030</b>																
91282CCC3	202222000001471	United States of America	0.25000	05/17/2022	05/15/2024	1	1,000,000.00	1,000,000.00	987,348.26	98.73	972,190.00	-15,158.26	1,154.89	2.6833		
91282CEY3	202228000001657	United States of America	3.00000	10/06/2022	07/15/2025	1	1,000,000.00	1,000,000.00	979,184.40	97.92	964,920.00	-14,264.40	8,885.87	4.3042		
912828U24	202222000001472	United States of America	2.00000	05/17/2022	11/15/2026	1	1,000,000.00	1,000,000.00	973,065.43	97.31	918,870.00	-54,195.43	9,239.13	2.9509		
9128283F5	202222000001469	United States of America	2.25000	05/17/2022	11/15/2027	1	1,100,000.00	1,100,000.00	1,070,663.18	97.33	995,027.00	-75,636.18	11,433.42	2.9687		
9128285M8	202222000001470	United States of America	3.12500	05/17/2022	11/15/2028	1	1,000,000.00	1,000,000.00	1,005,879.20	100.59	922,070.00	-83,809.20	14,436.14	2.9936		
9128286B1	202228000001656	United States of America	2.62500	10/06/2022	02/15/2029	1	1,150,000.00	1,150,000.00	1,074,043.63	93.40	1,029,698.50	-44,345.13	6,398.44	4.0516		
9128286T2	202228000001655	United States of America	2.37500	10/06/2022	05/15/2029	1	1,025,000.00	1,025,000.00	942,933.37	91.99	900,524.00	-42,409.37	11,245.75	4.0356		
91282CAV3	202222000001473	United States of America	0.87500	05/17/2022	11/15/2030	1	1,200,000.00	1,200,000.00	1,046,355.20	87.20	917,388.00	-128,967.20	4,850.54	2.9436		
91282CCS8	202318800002285	United States of America	1.25000	07/06/2023	08/15/2031	1	1,235,000.00	1,235,000.00	1,005,451.65	81.41	945,935.90	-59,515.75	3,272.08	4.0773		
91282CFV8	202318800002286	United States of America	4.12500	07/06/2023	11/15/2032	1	990,000.00	990,000.00	993,809.55	100.38	932,688.90	-61,120.65	18,865.15	4.0713		
91282CGM7	202318800002288	United States of America	3.50000	07/06/2023	02/15/2033	1	615,000.00	615,000.00	589,152.93	95.80	550,523.40	-38,629.53	4,562.36	4.0508		
<b>Total For: CWA WATER SUPPLY DEV - 370013030</b>							<b>2.25683</b>		<b>11,315,000.00</b>	<b>11,315,000.00</b>	<b>10,667,886.80</b>		<b>10,049,835.70</b>	<b>-618,051.10</b>	<b>94,343.77</b>	<b>3.5334</b>
<b>Portfolio: 370018010 - CWA REV BOND FUND - 370018010</b>																
912828V80	202222000001333	United States of America	2.25000	01/29/2018	01/31/2024	1	509,500.00	509,500.00	509,106.53	99.92	505,500.43	-3,606.10	2,897.09	2.5866		
912828V80	202222000001344	United States of America	2.25000	04/02/2018	01/31/2024	1	508,000.00	508,000.00	507,566.58	99.91	504,012.20	-3,554.38	2,888.56	2.6225		
9128283V0	202222000001336	United States of America	2.50000	01/29/2018	01/31/2025	1	504,200.00	504,200.00	503,446.75	99.85	487,047.12	-16,399.63	3,185.50	2.6315		
9128283V0	202222000001345	United States of America	2.50000	07/05/2018	01/31/2025	1	503,000.00	503,000.00	501,317.10	99.67	485,887.94	-15,429.16	3,177.92	2.7949		
912828M56	202222000001337	United States of America	2.25000	01/29/2018	11/15/2025	1	512,200.00	512,200.00	508,270.52	99.23	484,510.47	-23,760.05	5,323.82	2.6698		
912828M56	202222000001346	United States of America	2.25000	10/01/2018	11/15/2025	1	522,000.00	522,000.00	514,518.40	98.57	493,780.68	-20,737.72	5,425.68	3.0361		
912828U24	202222000001340	United States of America	2.00000	01/29/2018	11/15/2026	1	526,200.00	526,200.00	516,377.05	98.13	483,509.39	-32,867.66	4,861.63	2.6946		
9128283F5	202222000001341	United States of America	2.25000	01/29/2018	11/15/2027	1	517,200.00	517,200.00	509,006.13	98.42	467,843.60	-41,162.53	5,375.79	2.6996		
9128285M8	202222000001350	United States of America	3.12500	01/03/2019	11/15/2028	1	475,000.00	475,000.00	486,538.02	102.43	437,983.25	-48,554.77	6,857.17	2.5767		
9128285M8	202222000001351	United States of America	3.12500	01/30/2019	11/15/2028	1	483,000.00	483,000.00	491,567.07	101.77	445,359.81	-46,207.26	6,972.66	2.7221		
91282CFY2	202303100001909	United States of America	3.87500	01/30/2023	11/30/2029	1	1,015,000.00	1,015,000.00	1,027,317.68	101.21	959,256.20	-68,061.48	16,549.21	3.6476		
91282CAV3	202222000001389	United States of America	0.87500	01/14/2021	11/15/2030	1	510,600.00	510,600.00	502,588.89	98.43	390,348.59	-112,240.30	2,063.91	1.1112		

# Investment Inventory

KING

Accounting Period: 10/31/2023

Lot Basis: LOCAL Accounting Basis: GAAP

Security ID	Lot Id	Issuer	Coupon Rate	Purchase Date	Maturity Date	FAS Level	Quantity	Original Face	Book Value	Book Price	Market Value	UnRealized G/L	Accrued Interest	Book Yield
91282CAV3	202222000001435	United States of America	0.87500	01/28/2022	11/15/2030	1	540,000.00	540,000.00	509,048.89	94.27	412,824.60	-96,224.29	2,182.74	1.7579
<i>Total For: CWA REV BOND FUND - 370018010</i>			2.42728				7,125,900.00	7,125,900.00	7,086,669.61		6,557,864.28	-528,805.33	67,761.68	2.6600
<b>Grand Total:</b>			2.26638				49,525,000.00	49,525,000.00	47,923,918.77		44,349,318.20	-3,574,600.56	438,807.24	3.0854

**King County Executive Finance Committee**

**Interfund Borrowing Report for EFC (OCT-2023 period)**

Below is a summary of the causes of the current deficit cash balances.

**Funds listed in Black have a description of the cause of the deficit;** funds listed in Blue have an EFC-approved loan in place.

Items in Green have not yet been analyzed or needs to be revisited; items in Red appear unusual in nature and should be discussed during today's meeting.

<b>Interest on Interfund Loans - County Tier 2 Funds Paying Interest</b>							
Item #	Fund No.	Months Reported	Average Cash	Fund Name	Description		
APPRV'D	A1	00-000-377-1	>12	(23,634,307.78)	OIRM CAPITAL PROJECTS	Approved interfund loan in place	
APPRV'D	A2	00-000-395-1	>12	(54,723,597.84)	BLDG REPAIR/REPL SUBFUND	Approved interfund loan in place	
APPRV'D	A3	00-000-553-1	>12	(11,337,896.88)	DATA PROCESSING SERVICES	Approved interfund loan in place	
<b>Pooled Tier 1 Funds with Negative Cash Balances</b>							
Item #	Fund No.	Months Reported	Lowest Cash	Average Cash	Fund Name	Description	
APPRV'D	B1	00-000-108-0	>12	(8,695,985.34)	(7,825,863.36)	DCHS ADMINISTRATION	Approved interfund loan in place
F	B2	00-000-121-0	3	(2,038,942.82)	(638,648.17)	SHARED SERVICES FUND	Timing differences; Agency plans to request interfund loan
APPRV'D	B3	00-000-156-1	>12	(1,237,076.46)	(792,913.37)	KC FLD CNTRL OPR CONTRACT	Approved interfund loan in place
APPRV'D	B4	00-000-331-0	>12	(24,595,693.54)	(24,313,558.94)	LONG-TERM LEASES	Approved interfund loan in place
APPRV'D	B5	00-000-336-1	3	(9,956,718.36)	(8,652,007.93)	PSERN CAPITAL	Approved interfund loan in place
APPRV'D	B6	00-000-357-1	>12	(11,636,138.31)	(9,203,784.12)	KC FLD CNTRL CAP CONTRACT	Approved interfund loan in place
APPRV'D	B7	00-000-376-0	>12	(701,538.47)	(665,938.51)	UNINCORP KING COUNTY CAPITAL	Approved interfund loan in place
APPRV'D	B8	00-000-850-0	5	(171,287.12)	1,966,375.38	UNLIMITED G O BOND REDEMP	Approved interfund loan in place
<b>Excluded County Funds with Negative Cash Balances - Tier 2 Funds Not Paying Interest</b>							
Item #	Fund No.	Months Reported	Lowest Cash	Average Cash	Fund Name	Description	
B	C1	00-000-214-0	>12	(3,593,853.28)	(2,747,835.22)	GRANTS FUND	Timing on Covid-related reimbursements from FEMA
A	C2	00-000-325-0	3	(23,572.78)	30,261.80	DES TECHNOLOGY FUND	Timing differences

- A: Reimbursement funds - reimbursements are collected periodically from other Agencies
- B: Reimbursement funds - pay expenditures first, get reimbursed later, internal to the county
- C: Subfund cash transfers - different subfunds within one Agency
- D: Known accounting or cash transfer error
- E: Anticipated seasonality of receipts
- F: Timing issue of receipts and disbursements

**Interfund Borrowing by District & Non-County Funds  
October 2023**

Status <sup>(1)</sup>	Fund Number	Fund Name	Average Borrowed	Average Cash Balance	Cash Balance 11-10-23
✗	064078400	RIVERVIEW SD407 LTGO <sup>(2)</sup>	(\$1,144)	(\$1,144)	(\$1,222)
✗	072320010	HUNTS POINT GEN TAX REG T	(\$952)	\$6,527	(\$713)
✗	064148400	LAKE WA SD414 LTD GO BOND <sup>(2)</sup>	(\$350)	(\$215)	(\$350)
✗	090908010	WATER 90 DEBT SERVICE FUND <sup>(2)</sup>	(\$344)	(\$208)	(\$344)
✗	075548510	CT OF SNOQUALMIE GO BD	(\$54)	(\$27)	(\$20)
✓	075918510	TUKWILA GO BOND FUND	(\$254)	(\$74)	\$0
✓	073098510	KIRKLAND G O BOND FUND	(\$6)	\$17	\$0
✓	090823510	SAMM PLAT - CONSTRUCTION	(\$98,292)	(\$6,333)	\$16
✓	071640020	FEDERAL WAY LIFT REV	(\$11)	\$1,046	\$32
✓	064123040	SHORELINE SD412 CP PRJ 06	(\$185)	(\$177)	\$77
✓	070450020	BOTHELL LIFT REV	(\$42)	\$10,170	\$308
✓	070458520	BOTHELL PUBLIC SAFETY BOND	(\$21)	\$9,193	\$416
✓	070458510	BOTHELL G O BOND FUND	(\$1,440)	\$24,839	\$604
✓	091273010	WATER 127 CONSTRUCTION	(\$19,427)	\$69	\$720
✓	075488510	2006 SHORELINE BOND	(\$543)	\$87,359	\$3,759
✓	075458510	SEATTLE GO BOND FUND	(\$4,908)	\$494,195	\$23,237
✓	075451190	SEATTLE EMS TAX FUND	(\$16,532)	\$1,948,848	\$92,634
<b>Report Total:</b>			<b>(\$144,506)</b>	<b>\$2,574,085</b>	<b>\$119,155</b>

**DEFINITIONS**

Average Borrowed: Total borrowed by a fund divided by the number of days in a particular month that the fund had a negative ending balance.

Average Cash Balance: Sum of all ending cash balances (positive & negative) for an entire month divided by the number of days in that month.

(1) Checkmark equals approved interfund loan or fund became positive in the next month. "X" means fund was still negative on report creation date.

(2) Contacting district(s) about making an interfund transfer to correct.

**Approved Interfund Borrowings (Automated System)<sup>(1)</sup>**

10/31/23

Status	Borrowing Entity	Borrowing Fund Number	Fund Name	Reason For Loan & Repayment Method	Loan Amount Authorized	Fund Balance at Month-end	Average Amount Borrowed	Interest Paid in Current Month	Term of Loan	Loan Rate	Lending Entity	Date of EFC Approval
✓	King County	000001080	DCHS Administration Fund	Costs associated with operating the Auburn and Kent vaccination sites, but outlays for managing the sites must be made before FEMA reimburses the agencies for its operating costs.	<u>Original Loan:</u> \$5,000,000 <u>Revised Amt:</u> <del>\$13,000,000</del> \$19,000,000	(\$8,695,985)	\$7,825,863	\$24,428	9/30/2021 12/31/2022 12/31/2023	Pool Rate	King County Surplus Cash	5/27/2021 10/28/2021 4/28/2022 12/1/2022
✓	King County	000001561	KC Flood Control Operating Contract Fund	This fund is 100% reimbursable from the KC Flood Control District.	<u>Original Loan:</u> \$2,500,000 <u>Revised Amt:</u> <del>\$5,000,000</del> \$3,000,000	(\$848,483)	\$792,913	\$2,475	12/31/2020 12/31/2021 12/31/2022 12/31/2023	Pool Rate	King County Surplus Cash	3/21/2019 10/22/2020 12/2/2021 10/27/2022
✓	King County	000001800	King County Public Health Fund	COVID-19 related expenditures outpacing cash reimbursements received from federal and state sources	<u>Original Loan:</u> \$60,000,000 <u>Revised Amt:</u> \$90,000,000	\$64,892,067	\$0	\$0	06/30/2022 12/31/2025	Pool Rate	King County Surplus Cash	5/27/2021 4/28/2022
✓	King County	000003310	Long Term Lease Fund	Support Phase 4 of King Street Center work space consolidation. Repayment from lease payments.	<u>Original Loan:</u> \$2,000,000 <u>Revised Amt:</u> \$4,000,000	See Below	See Below	See Below	12/31/2023	Pool Rate	King County Surplus Cash	12/7/2016 02/22/2017
✓	King County	000003310	Long Term Lease Fund	Additional expenditures due to COVID-19. Repayment from CARES ACT, ARPA, and FEMA grants	<u>Original Loan:</u> \$15,000,000 <u>Revised Amt:</u> <del>\$30,000,000</del> \$34,000,000	(\$22,824,830)	\$24,313,559	\$75,894	9/30/2021 12/31/2021 12/31/2023 12/31/2024	Pool Rate	King County Surplus Cash	12/3/2020 5/27/21 10/28/2021 12/1/2022 10/26/2023
✓	King County	000003361	Puget Sound Emergency Radio (PSERN) Capital Fund	Support capital expenditures for the PSERN project until cash from the Levy fund becomes available.	<u>Original Loan:</u> \$73,000,000	(\$27,731)	\$8,652,008	\$27,007	10/31/2021 12/31/2024	Pool Rate	King County Surplus Cash	10/24/2018 7/22/2021
✓	King County	000003421	Major Maintenance Reserve Sub-fund	Water pipe repair and replacement project at KCCF.	<u>Original Loan:</u> \$23,500,000	\$5,302,314	\$0	\$0	6/30/2025	Pool Rate	King County Surplus Cash	7/18/2019
✓	King County	000003522	Open Space Non-Bond Fund	The fund relies heavily upon grant funding, thereby resulting in cash deficit due to timing of grant reimbursements	<u>Original Loan:</u> \$5,000,000 <u>Revised Amt:</u> \$2,500,000	\$36,521	\$0	\$0	12/31/2020 12/31/2021 12/31/2022 12/31/2023	Pool Rate	King County Surplus Cash	3/21/2019 10/22/2020 12/2/2021 10/27/2022
✓	King County	000003571	KC Flood Control Capital Contract Fund	This fund is 100% reimbursable from the KC Flood Control District.	<u>Original Loan:</u> \$20,000,000 <u>Revised Amt:</u> <del>\$13,000,000</del>	(\$9,701,928)	\$9,203,784	\$28,729	12/31/2020 12/31/2021 12/31/2022 12/31/2023	Pool Rate	King County Surplus Cash	3/21/2019 10/22/2020 12/2/2021 10/27/2022
✓	King County	000003760	DLS Unincorporated King County Capital Fund 3760	Expenditures have begun on projects and revenue will not be available until bond sale in Q4 2023.	<u>Original Loan:</u> \$21,000,000 <u>Revised Amt:</u> \$15,000,000	(\$701,538)	\$665,939	\$2,079	6/30/2023 12/31/2026	Pool Rate	King County Surplus Cash	10/28/2021
✓	King County	000003771	KCIT Fund 3771	This is to allow the Property Tax Accounting System (PTAS) capital Project to continue work until the project receives the planned bond proceeds. The bond is scheduled to be issued sometime in 2024.	<u>Original Loan:</u> \$10,000,000 <u>Revised Amt:</u> \$25,000,000	(\$24,194,541)	\$23,634,308	\$74,270	12/31/2021 12/31/2022 6/30/2023 6/30/2024	Pool Rate	King County Surplus Cash	7/22/2021 12/2/2021 10/27/2022
✓	King County	000003951	Building Repair & Replacement Fund	To support completion of the CFJC, project #117106. Loan will be repaid from tax collections and sale of YSC surplus property.	<u>Original Loan:</u> \$60,000,000 <u>Revised Amt:</u> \$100,000,000	(\$55,464,918)	\$54,723,598	\$171,967	12/31/2021 12/31/2023 12/31/2024	Pool Rate	King County Surplus Cash	9/26/2018 10/28/2021 10/26/2023
✓	King County	000005511	FMD Internal Services Fund	Additional expenditures due to COVID-19. Repayment from CARES ACT and FEMA grants	<u>Original Loan:</u> \$15,000,000	\$18,466,063	\$0	\$0	9/30/2021 12/31/2023	Pool Rate	King County Surplus Cash	12/3/2020 10/28/2021
✗	King County	000005531 <sup>(1)</sup>	KCIT Services Fund	Establish an escrow account for data center bond defeasance. Repayment from existing KCIT rates.	<u>Original Loan:</u> \$8,100,000	(\$12,320,285)	\$11,337,897	\$35,629	12/31/2023	Pool Rate	King County Surplus Cash	2/24/2016
✓	King County	000008500	Unlimited GO Bond Redemption Fund	Opportunity to refund outstanding debt. Repayment from 2023 property tax collections.	<u>Original Loan:</u> \$14,000,000	\$6,321,021	\$0	\$0	12/31/2023	Pool Rate	King County Surplus Cash	1/26/2023
✓	King County	000008923	Water Quality Short-Term (ST) Interfund Loan Fund	To support the self-liquidity program in the unlikely event of a failed remarketing. Subsequent remarketing of debt or WTD revenues will be used to repay any loan.	<u>Original Loan:</u> \$272,500,000	\$0	\$0	\$0	1/1/2026	Pool Rate	King County Surplus Cash	10/22/2020
✓	Vashon Health Care District	140050010	General Expense	New district and property tax revenue will not be received until April/May 2021, but operations will start in 2020. Repayment from future property taxes	<u>Original Loan:</u> \$1,000,000 <u>Revised Amt:</u> \$1,500,000	\$1,089,277	\$0	\$0	1/31/2025 1/31/2027	Pool Rate	King County Surplus Cash	1/16/2020 12/17/2020

Status	Borrowing Entity	Borrowing Fund Number	Fund Name	Reason For Loan & Repayment Method	Loan Amount Authorized	Fund Balance at Month-end	Average Amount Borrowed	Interest Paid in Current Month	Term of Loan	Loan Rate	Lending Entity	Date of EFC Approval
✓	King County Directors' Association	220010010	General Expense	Bridge the seasonal gap between accounts receivable and accounts payable and bolster seasonal inventory for school openings. The loan will be repaid periodically from operating revenues during the year.	<u>Original Loan:</u> \$6,000,000	\$7,139,432	\$0	\$0	10/31/2025	Pool Rate	King County Surplus Cash	10/26/2023
✓	Northshore Parks and Recreation Service Area (NPRSA)	251010010	General Expense	Expenses during the construction period and cash flow projections indicate that the operating cash flow reserves will not be satisfactory to complete construction and operations.	<u>Original Loan:</u> \$1,000,000	\$512,592	\$0	\$0	12/31/2024	Pool Rate	King County Surplus Cash	10/27/2022

(1) KCIT is forecasting that the loan balance will be under the authorized amount by year end, and they will be proposing a loan modification at the January 2024 EFC meeting.

### Approved Interfund Borrowings (Direct Loans)

10/31/23

	Borrowing Entity	Borrowing Fund Number	Fund Name	Reason For Loan & Repayment Method	Loan Amount Authorized	Loan		Fund Balance At Month-end	Interest Paid to Date	Term of Loan	Loan Rate	Lending Entity	Date of EFC Approval
						Outstanding at Month-end	Fund Balance						
✓	Pacific Science Center	N/A	Pacific Science Center	This loan, authorized by KC Ordinance 19218, will be used to accelerate deferred sales and use tax revenues for the PSC in order to support an \$11.6 million capital improvement program. Repayment from deferred sales and use tax revenue, estimated to total \$29 million.	\$11,600,000	\$8,700,000	N/A	\$183,464	12/31/2030	Pool Rate	King County General Fund	1/14/2021	

Grand Total Authorized	Grand Total Outstanding loans	Percent of Authorized
\$751,300,000	\$143,480,241	19.1%