

**NOTE TO PARENTS:  
THIS COLORING BOOK IS DESIGNED  
TO TEACH CHILDREN ABOUT 9-1-1.**

© 2013 King County

Please review this book with your children, then take a few minutes to explain how to dial 9-1-1 on your home and mobile phones (*including accessing the keypad, dialing the number and hitting "send" or "talk"*). In addition, your child should be taught to give his or her full name, street address and telephone number.

**For more information, please visit: [www.kingcounty.gov/911](http://www.kingcounty.gov/911)**



**King County**

Department of Executive Services  
Office of Emergency Management  
E-911 Program Office  
206-296-3910 TTY Relay: 711  
**[www.kingcounty.gov/911](http://www.kingcounty.gov/911)**





9-1-1

**Hi, my name is Emery the Emergency Penguin.  
I'm here to teach you about calling 9-1-1.**




**Call 9-1-1 if you have a police, medical or fire emergency  
and need someone to come help you right away!**


9 1 1




**Call 9-1-1 from a home phone or a cell phone.  
Dial 9, then 1, then 1 again.**



**Call 9-1-1 when you see a house on fire, someone who is badly hurt, a car crash, or any emergency.**



**What's not an emergency? Things like a cat stuck in a tree or when the power goes out.**





**If you get lost, call 9-1-1 and police officers  
will help you get home.**



**Even if you call 9-1-1 by accident—stay on the phone!  
Wait until the call taker tells you it is OK to hang up.**





**For learning how to call 9-1-1,  
this certificate has been awarded to:**