

King County 9-1-1
With EMERY



King County

**NOTE TO PARENTS:
THIS COLORING BOOK IS DESIGNED
TO TEACH CHILDREN ABOUT 9-1-1.**

Please review this book with your children, then take a few minutes to explain how to dial 9-1-1 on your home and mobile phones (*including accessing the keypad, dialing the number and hitting "send" or "talk"*).

In addition, your child should be taught to give his or her full name, street address and telephone number.

For more information,
please visit: **www.kingcounty.gov/911**




King County

E-911 Program Office
206-477-4910 TTY Relay: 711


PRINTED ON
RECYCLED STOCK 2018



**Hi, my name is Emery.
I'm here to teach you about calling 9-1-1.**




9-1-1 is the number you call when you have a police, medical or fire emergency!



**Calling 9-1-1 is easy. Dial 9, then 1,
then 1 again from any phone.**



9 1 1




**You should call 9-1-1 when you see
a house on fire, someone is badly hurt,
there's a car crash or any other emergency.**



**What's not an emergency?
Things like a cat stuck in a tree
or when the power goes out.**



**If you call 9-1-1, know your address.
The 9-1-1 call taker will need to know
where the emergency is happening.**



Even if you call 9-1-1 by accident—stay on the phone! Wait until the call taker tells you it's OK to hang up.



It's a good idea to always know exactly where you are and your phone number!

MY ADDRESS IS:


CITY


MY PHONE NUMBER IS:

(---) --- - ---



**For learning how to call 9-1-1,
this certificate has been awarded to:**





King County

E-911 Program Office
206-477-4910 TTY Relay: 711
www.kingcounty.gov/911