



2023 Q3 King County Firearm Violence Report

King County Prosecuting Attorney's Office - Crime Strategies Unit
paocsu@kingcounty.gov October 2023

Total Shootings and Shots Fired Incidents

The numbers of firearm homicide victims, nonfatal shooting victims, and total shots fired incidents for Q3 2023 are listed below. This data comes from the 8 jurisdictions in King County (listed below) that have historically had over 90% of firearm violence, but also includes data from many of the smaller jurisdictions in King County. This does not include suicides, confirmed self-inflicted shootings, or officer involved shootings.

29

Firearm Homicide
Victims

114

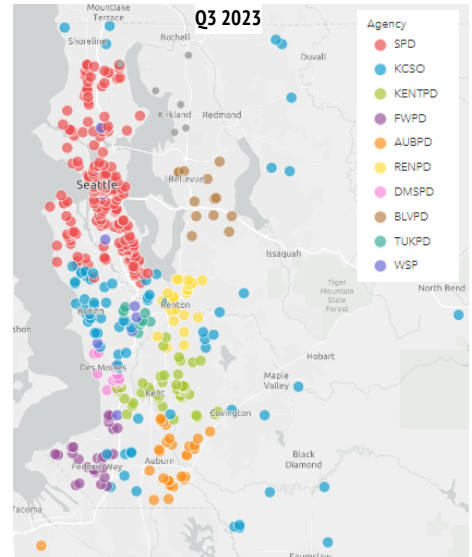
Nonfatal Shooting
Victims

496

Total Shots Fired
Incidents

Geographic Distribution

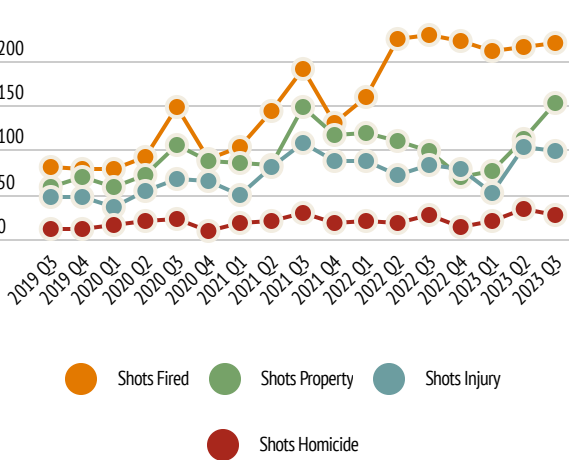
Shootings in King County are not evenly distributed by jurisdiction. We currently collect data from over 20 agencies, but a majority of the data comes from 8 agencies: Seattle, Auburn, Des Moines, Federal Way, Kent, Renton, Tukwila, and the King County Sheriff's Office (including unincorporated King County and 13 Contract Cities, 2 Transit Agencies and 1 AARF). These 8 agencies account for roughly 80% of King County's population. In Q3 2023, 56% of the total shots fired incidents and 49% of the shooting victims (both firearm homicide victims and nonfatal shooting victims) were from agencies outside of Seattle.



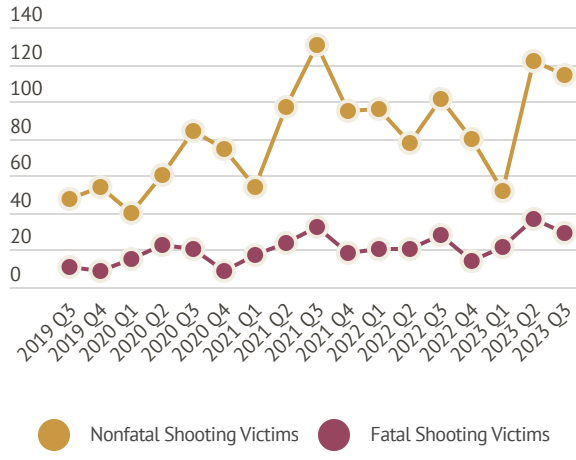
Historical Comparisons

The graphs below depict the number of shots fired incidents broken down by type from 2019-2023 and the number of non-fatal & fatal shooting victims from 2019-2023. Compared to the average of the previous five quarters of data, shots fired incidents in Q3 (496) were up 20% (+82) and the number of shooting victims (143) were up 29% (+32). More specifically, the number of fatal shooting victims increased 21% (+5) and nonfatal shooting victims increased 31% (+27) over those averages.

Number and Type of Shots Fired Incidents



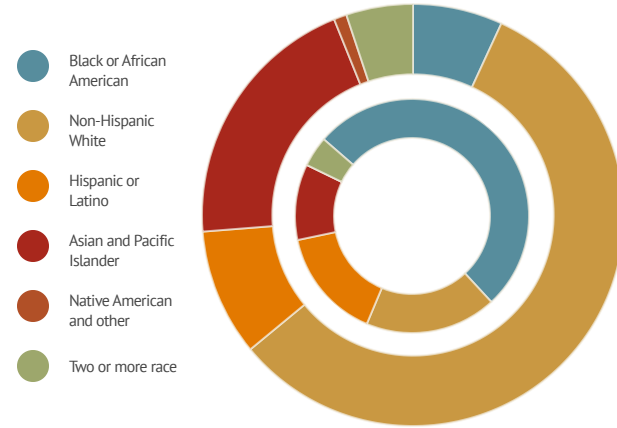
Number of Shooting Victims



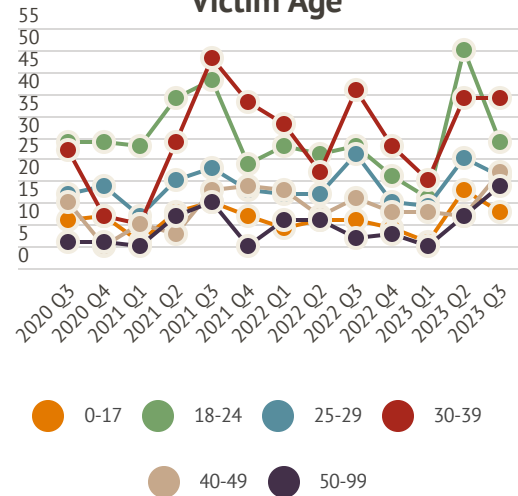
Shooting Victim Demographics

Of the 143 shooting victims, 82% were male; 20% were aged between 18-24; and 82% were people of color. Shots fired Q1-Q3 is 63% over the 5yr and 29% over the 3yr averages for that same period. Shooting victims increased 46% and 20% over the 5yr and 3yr averages with homicides increasing 59% and 31% respectively.

Race/Ethnicity Outer Circle = General Population Inner Circle = Shooting Victims



Victim Age



** KCPAO relies on law enforcement reports for the demographic information about victims, including race/ethnicity. Each law enforcement agency has separate policies and systems for collecting demographic data, which can result in varying levels of reporting. KCPAO is aware that this race/ethnicity data may not accurately reflect the demographics of victims of gun violence in our community.

