



# 2023 Year End King County Firearm Violence Report

King County Prosecuting Attorney's Office - Crime Strategies Unit  
paocsu@kingcounty.gov January 2024

## Total Shootings and Shots Fired Incidents

The numbers of firearm homicide victims, nonfatal shooting victims, and total shots fired incidents for 2023 are listed below. This data comes from the 8 jurisdictions in King County (listed below) that have historically had over 90% of firearm violence, but also includes data from many of the smaller jurisdictions in King County. This does not include suicides, confirmed self-inflicted shootings, self-defense or officer involved shootings.

**107**

Firearm Homicide  
Victims

**369**

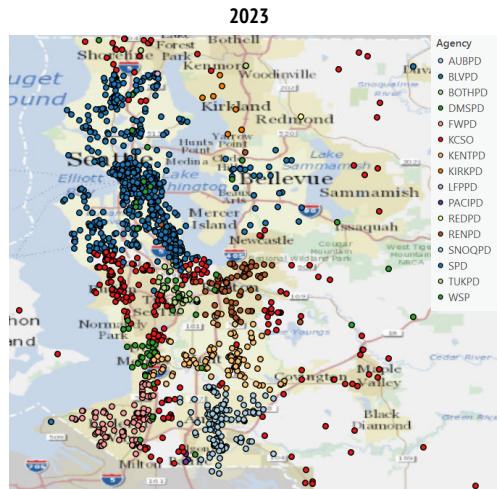
Nonfatal Shooting  
Victims

**1701**

Total Shots Fired  
Incidents

## Geographic Distribution

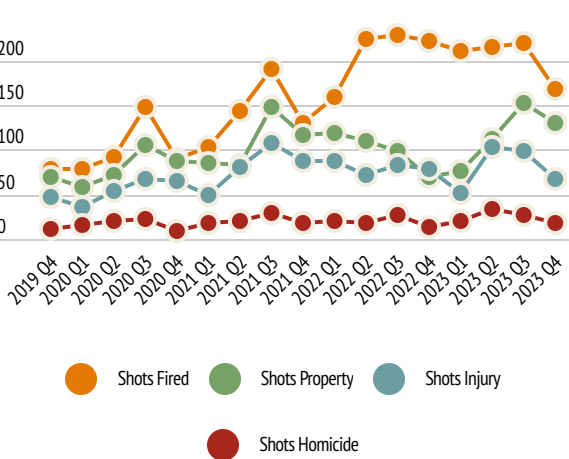
Shootings in King County are not evenly distributed by jurisdiction. We currently collect data from over 20 agencies, but a majority of the data comes from 8 agencies: Seattle, Auburn, Des Moines, Federal Way, Kent, Renton, Tukwila, and the King County Sheriff's Office (including unincorporated King County and 13 Contract Cities, 2 Transit Agencies and 1 AARF). These 8 agencies account for roughly 80% of King County's population. In 2023, 57% of the total shots fired incidents and 51% of the shooting victims (both firearm homicide victims and nonfatal shooting victims) were from agencies outside of Seattle.



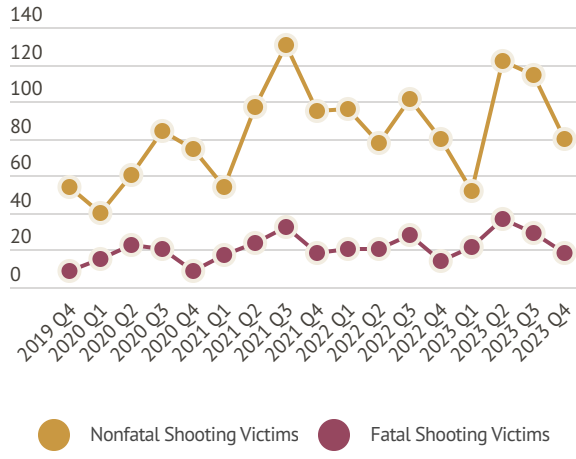
# Historical Comparisons

The graphs below depict the number of shots fired incidents broken down by type and the number of nonfatal & fatal shooting victims from end of 2019 through 2023. Compared to the average number of shots fired incidents for the previous five years, incidents in 2023 (1701) were up 46% (+539) and the number of shooting victims (476) were up 40% (+136). Respectively the number of fatal shooting victims (107) increased 55% (+38) and nonfatal shooting victims (369) increased 36% (+98) over the five year average.

Number and Type of Shots Fired Incidents

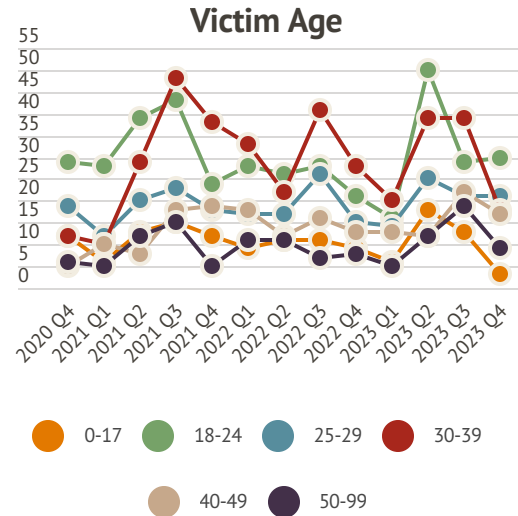
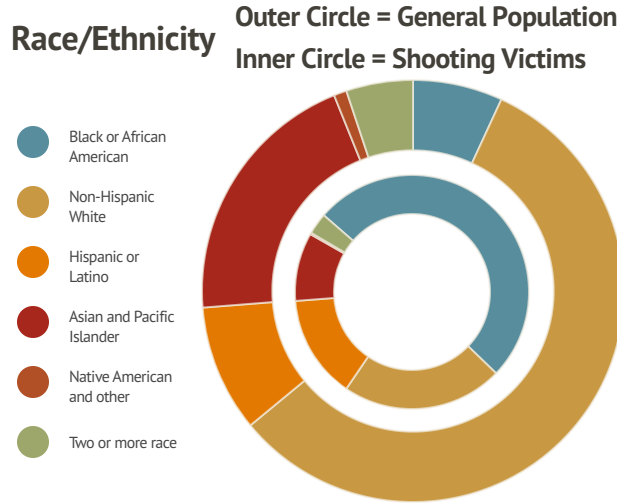


Number of Shooting Victims



# Shooting Victim Demographics

Of the 476 shooting victims, 86% were male; 26% were aged between 18-24; and 78% were people of color. Gun violence has been increasing since 2018, most significantly in the last two years. Similarly, shooting victim numbers have also continued to climb since 2020, remaining above 400 victims since 2021.



**\*\* KCPAO relies on law enforcement reports for the demographic information about victims, including race/ethnicity. Each law enforcement agency has separate policies and systems for collecting demographic data, which can result in varying levels of reporting. KCPAO is aware that this race/ethnicity data may not accurately reflect the demographics of victims of gun violence in our community.**

