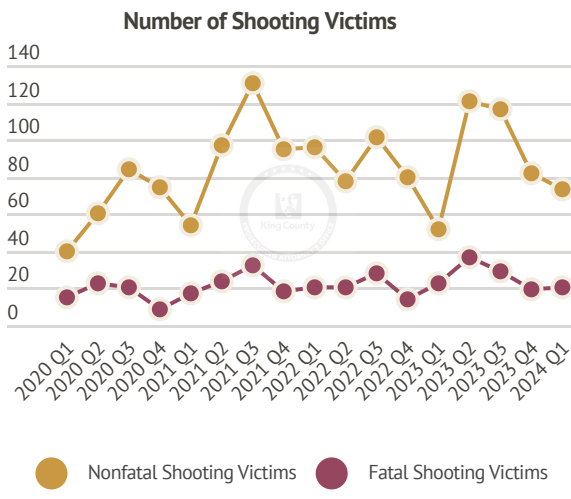
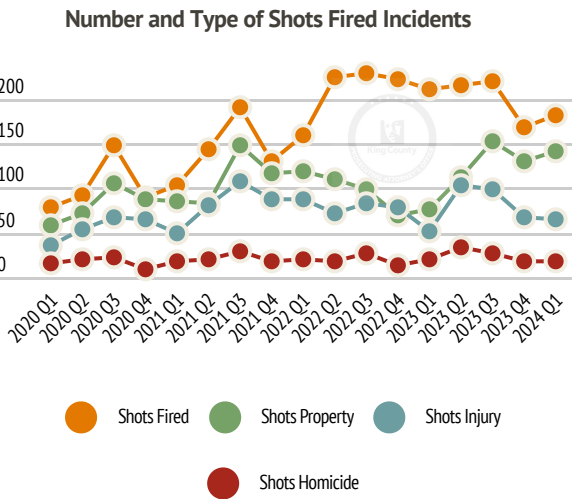




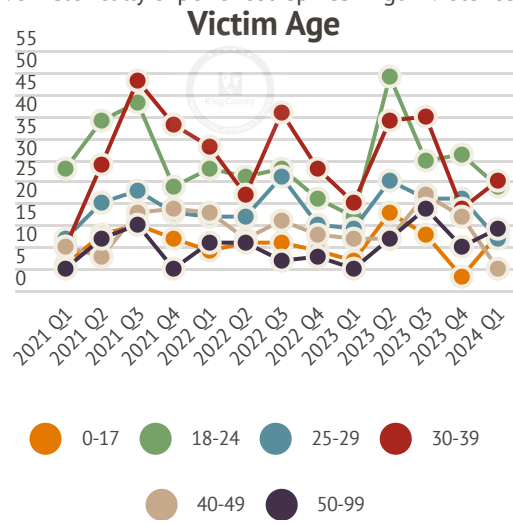
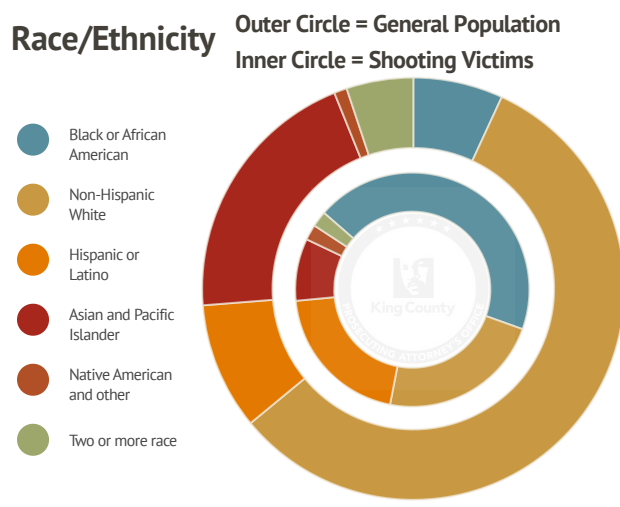
# Historical Comparisons

The graphs depict the number of shots fired incidents broken down by type of incident and the numbers of fatal and non-fatal shooting victims from 2020-2024. Compared to the previous five quarter average, Q1 shots fired incidents (407) decreased by 2.6% (-11) and the number of shooting victims (93) decreased by 19% (-22). More specifically, when compared to the average of the previous five quarters of data, fatal shooting victims decreased by approximately 17% (-4) and nonfatal shooting victims decreased by approximately 19% (-17).



# Shooting Victim Demographics

Of the 93 total shooting victims in Q1, 85% were male; 26% were aged between 18-24; and 77% were people of color. Despite drops in the average number of incidents, common in first quarters, total shots fired remain high; a concern heading into the upcoming quarters which have historically experienced spikes in gun violence.



\*\* KCPAO relies on law enforcement reports for the demographic information about victims, including race/ethnicity. Each law enforcement agency has separate policies and systems for collecting demographic data, which can result in varying levels of reporting. KCPAO is aware that this race/ethnicity data may not accurately reflect the demographics of victims of gun violence in our community.

